

Multi-block MEV

Johannes Rude Jensen^{1,2}[0000-0002-7835-6424], Victor von Wachter¹[0000-0003-4275-3660], and Omri Ross^{1,2}[0000-0002-0384-1644]

¹ University of Copenhagen, København, Denmark

² eToro Denmark, København, Denmark

Abstract. Multi-block MEV denotes the practice of securing k-consecutive blocks in the attempt at extracting surplus value by manipulating transaction ordering. Following the implementation of proposer/builder separation (PBS) on Ethereum, savvy builders can secure consecutive block space by implementing targeted bidding strategies through relays. We collect data on all bids submitted by builders through relays, finding that 20.60% of blocks issued since the Merge share single builder entities for consecutive sequences. Our results indicate that single builder entities are implementing super linear bidding strategies above market, to secure consecutive block space. By comparing the results to a simulation of naive builder behaviour, we show that MMEV extraction may be common amongst leading builder entities.

Keywords: MEV · Ethereum · Multi-block MEV · Consensus Layer · Execution Layer

1 Introduction

The concept of Maximum Extractable Value (MEV) refers to the economic value extracted through sequencing transactions within the limited state space in a blockchain database. The MEV orchestrator (searcher/builder) extracts rent by structuring transaction flow and injecting their own transactions in ‘bundles’, which are aggregated in blocks and submitted to the elected block proposer, through a centralized relay. The term ‘maximally’ extractable value (MEV) refers to the total opportunity space for value extraction within a given block space and is commonly subdivided by extraction strategies considered ‘neutral’ or ‘toxic’. Neutral MEV typically denotes practices that may result in a price improvement for the end user. Examples include ‘just-in-time liquidity’ (JIT) and back-running AMM trades. ‘Toxic’ MEV, on the other hand, refers to practices that will lead to price degradation for the end-user, such as front-running, sandwiching, or equivalent strategies. [8],[4]. Given the rapid rate of development in the space, the categories are non-exclusive and open-ended. Today, the concept of MEV is most commonly associated with the Ethereum blockchain, and its ancillary execution domains. At the time of writing, MEV opportunities have generated \$687 million ³. The value distribution amongst competing builders is

³ <https://explore.flashbots.net/>

heavily skewed towards the top ten builder addresses.⁴ The implementation of Proposer Builder Separation (PBS) on the Ethereum mainnet, following the transition to proof-of-stake, introduces a new enclave of risk vectors as stakeholders compete to extract rent in the PBS paradigm. While PBS has successfully mitigated the risk of proposer/builder collusion without defaulting to the traditional first-in-first-out market structure, the concept introduces novel risks that remain poorly understood. As a consequence of the epoch construct, the block proposer and committee roles for each epoch are deterministically calculated and revealed one epoch ahead of time⁵. Practically, this means that, by the time of the last block in epoch N-1 the proposers elected for the subsequent 64 slots, in epoch N and N+1, are known. This introduces two centralization vectors conducive to the extraction of economic value through ‘multi-block’ MEV (MMEV) strategies: First, as noted by [9], the probability of a single stake pool operator proposing k-consecutive blocks within a single epoch is a direct property of stake concentration. At the time of writing, consecutive slots assigned to a single pool are a relatively frequent occurrence, in some instances reaching the order of five or even seven consecutive slot elections within a single epoch. If the pool operator of any sequence of proposers elected for k-consecutive slots colludes with a builder by selling consecutive block space, the result is immediately conducive to MMEV extraction. We refer to this extraction category as collusive MMEV, as the explicit collusion between the proposer and builder would violate the premise of PBS. Second, as ~92% of active validator nodes are running a generic implementation of MEVboost, the selection of bids through relays is a largely non-discretionary and standardized process. In effect, this means that builders can rely on elected proposers to accept a targeted bidding strategy through a relay if (I) the target proposer is running a known version of the MEVboost software and (II) the target proposer is subscribing to a relay through which the builder can submit bids. We refer to this category of MMEV as non-collusive since builders are abiding by the logic enshrined in PBS. It is currently reasonable to assume that large stake pool operators act in good faith, given their mandate as stewards of the ecosystem and exposure to ETH. Yet, it is by no means certain that builders will abstain from implementing sophisticated non-collusive MMEV strategies. In fact, one may assume that builders will act explicitly as rational agents and seek to maximize value extraction, through any means necessary. We examine the prevalence of non-collusive MMEV on Ethereum. We aggregate a dataset containing the full set of bids submitted by builders through relays at each consecutive second for every slot, since ‘the Merge’. We ask the research question: To what extent is MMEV extracted on Ethereum today? We approximate the occurrence of multi-block value extraction by analyzing progressively increasing successful bids by single builders for consecutive blocks. Our working assumption is that builders act rationally and only bid above-market for consecutive blocks if the MMEV return profile exceeds that of standard, single-block MEV.

⁴ <https://www.mevboost.org/>

⁵ <https://notes.ethereum.org/@vbuterin/SkeyEI3xv>

2 Towards a Taxonomy for multi-block MEV (MMEV)

The MMEV opportunity space exceeds that of single-block MEV in two significant ways: First, the extended state space secured by the builder provides more room for increasingly complex extraction strategies. Second, the block transition occurring between slots may, in certain scenarios, enable the builder to compose sophisticated strategies across block transitions. A builder may draw on a vast set of exotic tools to design short-term momentum or, in rare occasions, attempt manipulation of TWAP oracles to force an artificial liquidation of larger positions [6]. Consistently securing MMEV opportunities requires information on the constantly changing proposer set. It is important to note that some pool operators only work with pre-approved builder addresses, which further narrows the implied concentration of MMEV strategies. At the end of epoch N-1, the builder must identify any number of consecutive slots assigned to proposers in epochs N and N+1. To secure consecutive block space, they can assign probabilities that the elected proposer for each consecutive slot will be amenable to the strategy. For each slot in the target sequence, the elected proposer must (I) have been identified as running the target implementation of the MEVboost software with their proposer client (II) consume blocks through the target relays, and (III) accept bids from the antagonistic builder. The opportunity space for multi-block value extraction is a product of organic on-chain activity and, as such, is in constant development. Builders may pursue two general types of MMEV strategies: (I) Discrete strategies in which builders seek to reach a specific set of threshold values that may provoke specific scenarios such as liquidation, and: (II) continuous strategies in which the builder seeks to structure transaction flow ongoingly from the mempool, forming short-term momentum in either direction of a trade. For both classes of strategies, the builder will structure transaction flow from the mempool through selective inclusion, withholding, and injection of (synthetic) transactions aimed at value extraction. The builder will mix these techniques across the sequence of consecutive blocks while waiting for new transactions to appear in the mempool, and new information (prices) to emerge (Figure 1).

3 Data and Methodology

We aggregate data on all bids submitted to all major relays by builders, since 'the Merge'. The data set comprises the period from block height 15537394 to 16525948 covering the period from the 15th of September 2022 to the 31st of January 2023. The dataset contains a total of 994464 slots, averaging 804 bids per slot. The bids are submitted through 132 distinct public keys. We use public sources to match the public keys to 8 builder entities, listed here by volume: flashbots, builder0x69, bloxroute, beaverbuild.org, blocknative, eth-builder.com, x85linux, eden, and manifold. 7.44% of the public keys cannot be matched to the large builder entities, for these we assume distinct agency. A total of 92030 ETH was paid by winning bids to the proposers, a value of \$145.68 million, at the time of writing. We derive the expected number of consecutive blocks

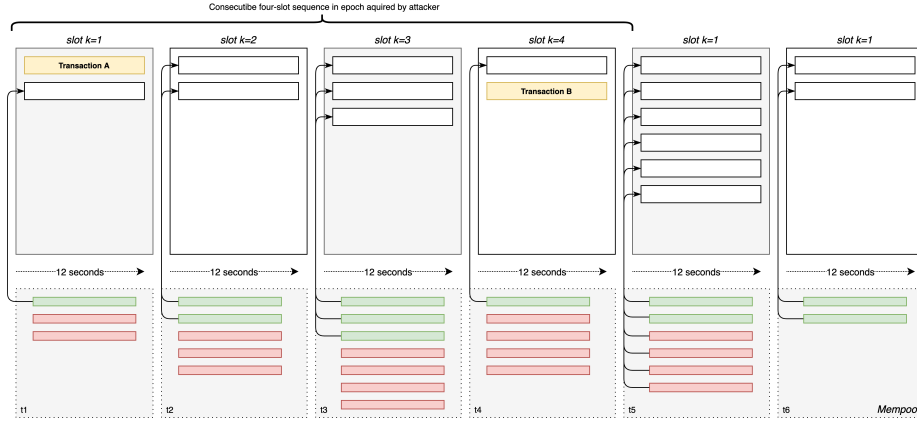


Fig. 1. Illustration of six consecutive slots, in which four consecutive slots are secured by the antagonistic builder. The builder will inject a buy transaction in a shallow Uniswap pool, followed by a sequence of organic buy transactions (green). The builder will then withhold all sell transactions for the pool (red) to promote momentum in a given direction, to capitalize on the momentum till the end of the sequence. After the sequence, a naive proposer without MEVboost includes the residual sell transactions to the pool.

through a Monte Carlo simulation and compare the empirical observations with the expected ones. Throughout we denote n as the number of slots per epoch ($n=32$), k as consecutive events in a sequence, and p as the probability of success.

4 Results

In total, 76.02% of all blocks since the merge were included by clients implementing the new PBS paradigm. This number is rapidly increasing, with 90.01% of blocks composed using MEVboost, at the time of writing. Practically, this means that in 7.6 out of 10 slots, a builder can submit a customized block to the elected proposer through a relay, without owning any stake in the consensus layer. We find that 14.26% of blocks share the same entity twice ($k=2$) in a row. 4.33% share the same entity three times ($k=3$), and 1.32% share it four times ($k=4$). For 0.69% the same entity is shared five or more times ($k \geq 5$). Figure 2 shows the observed number of k consecutive sequences in the data set. Unsurprisingly, $k=2$ and $k=3$ sequences comprise the majority. Also for higher k up to 10, we find multiple instances in the data set. We refrain from attributing explanatory value to the rare instances of $k=11$, $k=13$, and $k=17$ consecutive blocks, due to the small sample size. As evident, 68.58% of all blocks can be mapped to the largest builders. We simulate the expected number of consecutive blocks through a Monte Carlo simulation. We randomly sample 10000 instances of the full data set and calculate the expected value of each event (for $1 \leq k \leq 10$). We model the probability as a Bernoulli experiment,

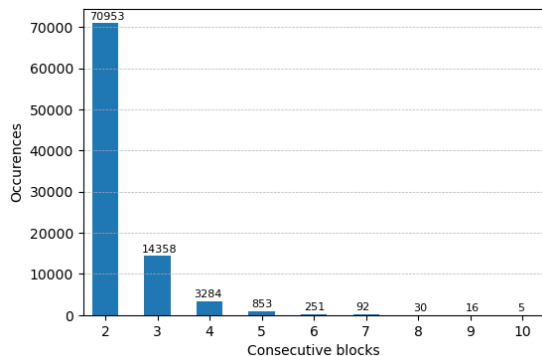


Fig. 2. The figure shows the observed number of k consecutive sequences in the data set. About every 12 seconds, a new block is created. Hence, two consecutive blocks ($k=2$) by the same builder are proposed 514 times a day, on average. We find rare instances of $k=11$, $k=13$, and $k=17$ consecutive blocks in the sample, albeit with a small sample size.

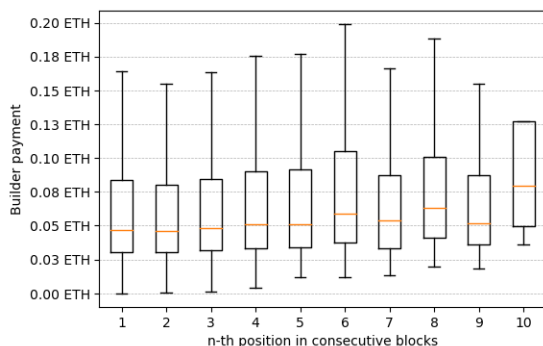


Fig. 3. The illustration shows a boxplot of the builder payment in relation to the n -th position within a sequence of consecutive blocks. The orange line delineates the median bidder payments enclosed by boxes representing the 25%-quartile and 75%-quartile. We observe an incremental increase in the average bid value: the builder is willing to pay more for the later stages of a consecutive sequence. This indicates that builders are gradually seeking to out-bid the market for the next consecutive slot, extracting the value opportunistically ‘along the way’.

relation to the number of consecutive blocks to establish if entities also bid higher than average bids for consecutive blocks. The lower part in figure 4 depicts the median builder payment: a builder pays 0.046 ETH to secure a single block. Yet,

with p being the market share of each builder entity (table 2). In the empirical data, we observe significantly more consecutive blocks than expected just by chance. For $k=2$ we observe 9.6% more consecutive blocks than we would expect by chance. Table 1 maps the total observed consecutive blocks to the 8 largest builder entities. Even more distinctive, we find a surplus of 45.9% consecutive blocks for $k=3$. The results indicate that builders are strategically bidding for consecutive blocks, as they show significantly more consecutive sequences as naively derived. A rational agent will extract surplus value from consecutive blocks to justify the strategic interest. Due to financial interests customized MMEV implementations might not be open-sourced initially. MMEV strategies have to be implemented by each builder individually.

Interestingly, we can observe if a specific builder entity produces an excessive number of consecutive blocks, which might stipulate a customized MMEV implementation. For example, the builder entity ‘x85linux’ included 64.34% more of $k=2$ consecutive blocks than expected. We analyze the builder payments in

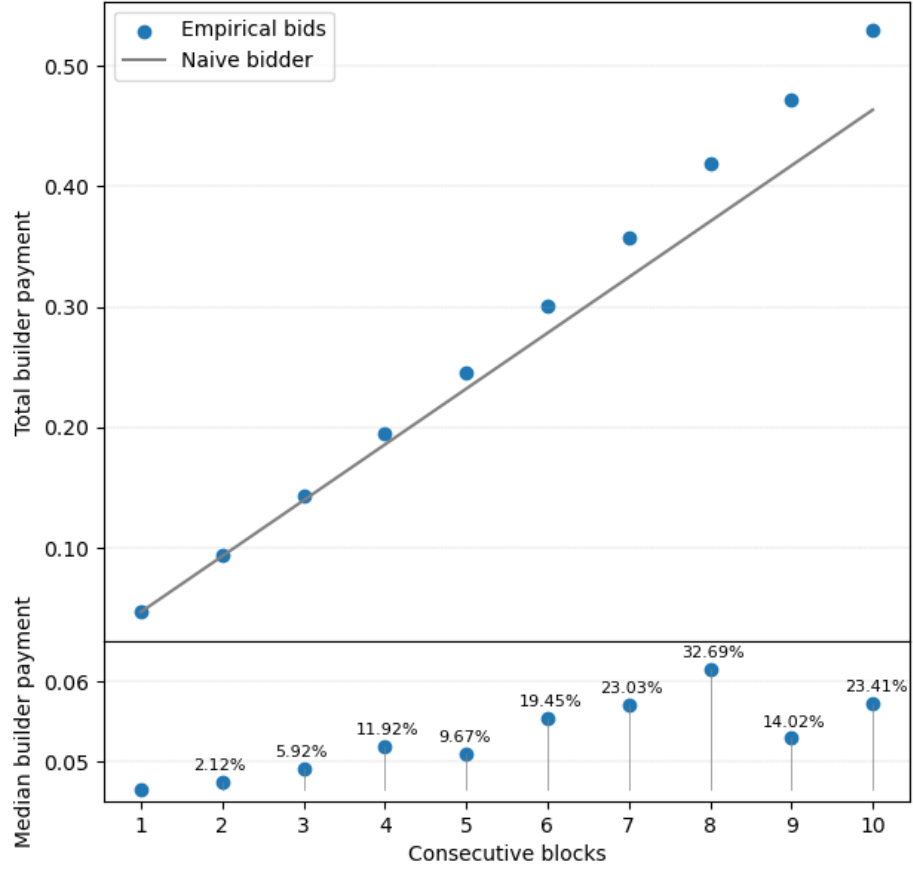


Fig. 4. Builder payments (in ETH) in relation to the number of consecutive blocks by the same builder entity. The lower part depicts the median builder payment: a builder pays 0.046 ETH to secure a single block. Yet, to secure two (three) consecutive blocks, builders are willing to pay 0.047 ETH (0.049 ETH) each, an increase of 2.12% (5.92%). The upper part shows the development of the total builder payment. From a naive bidder, we would expect to bid the median price of 0.046 ETH multiple times. However, this is not the case empirically. Builders are willing to pay super linearly. Assuming rational agents, the value extracted by builders bidding on consecutive blocks should exceed the sum extracted in individual blocks. The results indicate that the builders are extracting surplus MEV from consecutive block space.

to secure two (three) consecutive blocks, builders are willing to pay 0.047 ETH (0.049 ETH) each, an increase of 2.12% (5.92%). The upper part shows the development of the total builder payment. From a naive bidder, we would expect to bid the median price of 0.046 ETH multiple times. However, this is not the case empirically. Builders are willing to pay super linearly. Assuming rational agents, the value extracted by builders bidding on consecutive blocks should exceed the sum extracted in individual blocks. The results indicate that the builders are extracting surplus MEV from consecutive block space (i.e. MMEV). Further, we

analyzed if the builders are paying more in the beginning or in the later stages of a consecutive sequence. Figure 3 displays a boxplot of the builder payment in relation to the n -th position within a sequence of consecutive blocks. The median bidder payments are indicated by the orange line. The builder is willing to pay more for the later phases of a sequential sequence. This suggests that builders are gradually trying to outbid the market for the next slot, extracting the value opportunistically ‘along the way’. An example of a continuous MMEV strategy is a Momentum trading approach: After entering a position, the MEV agent tries to control the on-chain markets by winning consecutive block space. In doing so the agent has an information advantage, as the asset prices change on other trading venues. The MEV agent extracts the price discrepancy opportunistically ‘along the way’. This is in contrast to a discrete MMEV strategy, where an agent after entering the trade seeks a deterministic exit according to a specific set of thresholds. An on-chain liquidation is triggered at a deterministic price threshold, hence the MEV agent can only maximize the value extracted with the liquidation by stalling the liquidation over consecutive blocks.

5 Discussion and Conclusion

This paper provides an initial foray into the complex and rapidly developing weaponization of transaction ordering in BFT systems, with emphasis on multi-block MEV extraction (MMEV) strategies. We identify a progressive up-trend in bidding strategies for k -consecutive slots acquired by single builders, suggesting the scale at which MMEV may be extracted on Ethereum, by builders, today. Accurately identifying and labeling complex value extraction is comparable to a perpetual arms race, in which the increasingly sophisticated and secretive builders far outgun those seeking to shed light on their methodologies. As such, the results presented here should be considered indicators at best. There may be several reasons why builders would bid above the market to secure consecutive blocks without exploiting MMEV. Simultaneously, there may be multiple other strategies through which builders can obscure the praxis of securing multiple slots for MMEV extraction, the most obvious of which is simply using multiple keys to bid for block space and execute strategies. To further strengthen the integrity of these and subsequent findings, future work must examine execution-layer data for all consecutive blocks secured by builders and scan these blocks for transaction patterns indicating MMEV exploitation. Combining this praxis with transaction-clustering methodologies [3] will provide a much deeper level of insight into the prevalence of MMEV in BFT systems. Beyond the results presented in this short paper, a much broader discussion begs the question: Does MMEV present an existential threat to Ethereum and BFT systems in general? The contemporary discourse on MEV extraction has been normalized, as practitioners and scholars weigh the positive implications against the negative. Yet, if MMEV practices grow more common, transaction withholding practices could be tangential to outright censorship. To what extent does withholding transactions for multiple consecutive blocks because they are a poor fit for an

MMEV momentum-trading strategy differ from OFAC censorship? While the regulatory implications differ, the practical results could turn out to be similar. As noted by [3] builders are able to impose many arbitrary rules on a sequence of blocks for which they are ordering transactions, the most dominant of which is simply outright exclusion. Given the high concentration amongst successful builder entities, the ability to make the Ethereum network close to unusable for any arbitrary set of addresses currently rests with a small minority. Undoubtedly, fair transaction sequencing in BFT systems presents a unique challenge, for which there exists a range of solutions in the execution layer [5] and the consensus layer.⁶

References

1. B. Weintraub, C. F. Torres, C. Nita-Rotaru, and R. State. A flash (bot) in the pan: measuring maximal extractable value in private pools. In: *Proceedings of the 22nd ACM Internet Measurement Conference*, pages 458–471, 2022.
2. Chitra, T., Ferreira, M.V. and Kulkarni, K., 2023. Credible, Optimal Auctions via Blockchains. In: *arXiv preprint arXiv:2301.12532*.
3. Flashbots. The future of mev is suave: Flashbots, Nov 2022. URL <https://writings.flashbots.net/the-future-of-mev-is-suave/>.
4. K. Kulkarni, T. Diamandis, and T. Chitra. Towards a theory of maximal extractable value i: Constant function market makers. *arXiv preprint arXiv:2207.11835*, 2022.
5. M. V. Ferreira and D. C. Parkes. Credible decentralized exchange design via verifiable sequencing rules. *arXiv preprint arXiv:2209.15569*, 2022.
6. Mackinga, Torgin, Tejaswi Nadahalli, and Roger Wattenhofer. "TWAP Oracle Attacks: Easier Done than Said?" In *2022 IEEE International Conference on Blockchain and Cryptocurrency (ICBC)*, pp. 1-8. IEEE, 2022.
7. Obadia, Alexandre, Alejo Salles, Lakshman Sankar, Tarun Chitra, Vaibhav Chellani, and Philip Daian. "Unity is Strength: A Formalization of Cross-Domain Maximal Extractable Value." *arXiv preprint arXiv:2112.01472* (2021).
8. P. Daian, S. Goldfeder, T. Kell, Y. Li, X. Zhao, I. Bentov, L. Breidenbach, and A. Juels. Flash boys 2.0: Frontrunning in decentralized exchanges, miner extractable value, and consensus instability. In *2020 IEEE Symposium on Security and Privacy (SP)*, pages 910–927. IEEE, 2020.
9. Revuelta, Alvaro. Statistical analysis on Ethereum k-consecutive block proposal probabilities and case study, In *Github*, 2022.
10. Victor, F., 2020. Address clustering heuristics for Ethereum. In: *Financial Cryptography and Data Security: 24th International Conference, FC 2020, Kota Kinabalu, Malaysia, February 10–14, 2020 Revised Selected Papers 24* (pp. 617-633). Springer International Publishing.

⁶ <https://ethresear.ch/t/shutterized-beacon-chain/12249>

6 Appendix

Table 1. Consecutive blocks by builder entity. 68.58% of all blocks can be mapped to the largest builders.

builder entity	blocks	share	k=1	k=2	k=3	k=4	k=5	k=6	k=7	k=8	k=9	k=10
flashbots	207603	0.2088	134724	24898	5319	1194	285	95	26	13	3	2
builder0x69	156094	0.157	100699	18727	4134	916	256	66	21	2	4	0
bloxroute	110822	0.1114	82369	10893	1685	293	67	10	4	1	1	0
beaverbuild.org	105826	0.1064	69033	11596	2737	809	231	78	41	14	8	3
blocknative	32836	0.033	29140	1565	140	21	10	2	0	0	0	0
eth-builder.com	30982	0.0312	25962	2051	249	39	3	0	0	0	0	0
x85linux	26921	0.0271	24295	1147	93	12	1	0	0	0	0	0
eden	7397	0.0074	7293	52	0	0	0	0	0	0	0	0
manifold	3478	0.0035	3427	24	1	0	0	0	0	0	0	0
Total	681959	0.6858	476942	70953	14358	3284	853	251	92	30	16	5

Table 2. We derive the expected number of consecutive blocks through a Monte Carlo simulation. We randomly sample 10000 instances of the full data set and calculate the expected value of each event (for $1 \leq k \leq 10$). We model the probability as Bernoulli experiment with p being the market share for each builder entity.

builder entity	share	k=1	k=2	k=3	k=4	k=5	k=6	k=7	k=8	k=9	k=10
flashbots	0.2088	131943	26787	5287	1055	202	53	7	1	0	0
builder0x69	0.157	112514	16991	2596	410	56	10	0	0	0	0
bloxroute	0.1114	88166	9496	1001	115	12	1	0	0	0	0
beaverbuild.org	0.1064	85049	8799	897	101	11	1	0	0	0	0
blocknative	0.033	30696	973	19	0	0	0	0	0	0	0
eth-builder.com	0.0312	29026	877	22	0	0	0	0	0	0	0
x85linux	0.0271	25562	698	18	0	0	0	0	0	0	0
eden	0.0074	7342	58	0	0	0	0	0	0	0	0
manifold	0.0035	3378	14	0	0	0	0	0	0	0	0
Total	0.6858	513676	64693	9840	1681	281	65	7	1	0	0