

Implications of Personality on Cognitive Workload, Affect, and Task Performance in Robot Remote Control

Go-Eum Cha, Wonse Jo, and Byung-Cheol Min

Abstract—This paper explores how the personality traits of robot operators can impact their task performance during remote control of robots. The influence of personal dispositions on information processing, either directly or indirectly, needs to be examined when working with robots on specific tasks. To investigate this relationship, we utilize the open-access multi-modal dataset MOCAS to examine the operator’s personality, affect, cognitive load, and task performance. Our objective is to confirm if personal traits have a total effect, including both direct and indirect effects, that could significantly impact operator performance level. We specifically examine the relationship between personality traits such as extroversion, conscientiousness, and agreeableness, and task performance. We analyze the correlation between cognitive load, self-ratings of workload and affect, and the quantified individual personality traits and their experimental scores. As a result, we confirm that personality traits have no total effect on task performance. A supplementary video is at: <https://youtu.be/h3XUtVn7nzg>.

I. INTRODUCTION

Continued advancements in robotics have enabled remote control applications, such as accessing places that are inaccessible to robot operators [1] and surveillance [2]. These tasks typically involve repetition and require continuous human perception. Human factors in remote control, such as cognitive workload, trust, stress, and affect [3], [4], have been commonly identified as decisive factors in achieving better task performance. These factors can be classified as intrinsic and extrinsic factors in a given collaboration environment, and can be measured to evaluate the operator’s task performance. Intrinsic factors, such as human trust in robots [5] and recognition of formed relationships [6], as well as external factors such as the speed of the robot’s movement [7], have considerable influences on the collaborative relationship with robots, as determined by collective variables.

Task performance in video-based surveillance or monitoring systems, where human operators are obligated to remotely control robots, can be significantly impacted by factors related to both robots and humans [2], [8] as illustrated in Fig. 1. Operators are mainly responsible for taking action, such as reporting abnormalities (e.g., violent incidents) when they are discovered while monitoring crowded public spaces. Extrinsic variables, such as the complexity of tasks and accuracy of the system, and the information obtained from the multiple cameras can exert intrinsic effects on the operators, such as mental workload and affective states, which are directly related to their task performance [2].

All authors are with SMART Lab, Department of Computer and Information Technology, Purdue University, West Lafayette, IN 47907, USA [cha20, jow, and min] @purdue.edu

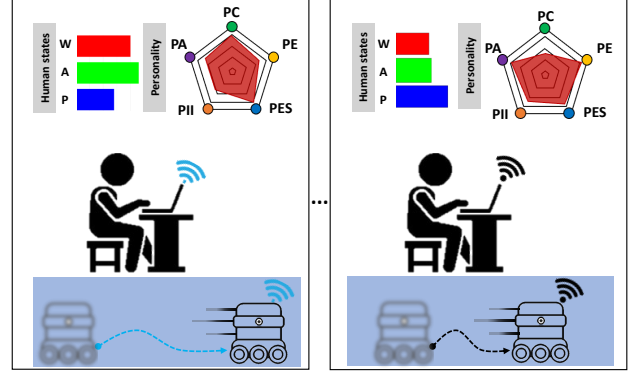


Fig. 1: Illustration of the effect of personality on task performance in robot remote control. Each label indicates as following: Workload (W), Affect (A), Performance (P), Conscientiousness (PC), Extroversion (PE), Emotion stability (ES), Imagination/Intellect (PII), and Agreeableness (PA).

The role of implicit perception in information processing and behavior is strongly linked to personality traits and can vary depending on the individual [9], [10]. As indicated by the [9], information processing is not dictated by an independent factor alone, but rather results from the interplay of multiple contextual elements, such as personal disposition, situational and task-related context, and affect, jointly. This categorization is consistent with the factors mentioned in [5].

Human factors have been analyzed in the context of human temporal conditions, but personal inclinations may also influence task performance [4]. Personality traits, as one of the intrinsic human factors, refer to a set of personal characteristics that have been empirically shaped over time. Psychologists or social scientists have taxonomically labeled these traits [11], [12]. These traits have been analyzed mainly to determine which types show better performance in given tasks [13], [14]. For example, the personalities of athletes are distributed differently according to the type of team sports and also affect the team’s performance [13]. However, available literature has not discussed the dependence between dispositions and measurable task elements, although the implication of personality on social acceptance [15], [16] and trust [17] has been discussed.

The main objective of this paper is to investigate the impact of operator’s personality on their cognitive workload, affect, and task performance in remote control situations. Additionally, we aim to determine the extent to which personality affects task performance with varying temporal states. To accomplish this, we use our open-access multi-modal

MOCAS dataset [18], which contains data collected from human subjects conducting a surveillance task using Closed-Circuit Television (CCTV) systems. We conduct extensive statistical analysis to investigate the relevance of personality traits to task performance and the behavioral characteristics of operators through their cognitive and affective responses.

The main contributions of our work are the following:

- We statistically investigate correlations of personal dispositions, cognitive workload, affect, and task performance from human participants;
- We verify the existence of direct and indirect effects between those measurements;
- We present a comprehensive discussion of personality in human-robot teams with quantitative and qualitative studies.

II. BACKGROUND

Personality has been studied in two separate contexts: that of human users and that of robots, who can act as actors in interactions. Personal disposition in individuals can be measured through personality models such as the Big-Five Factor Models (FFM) [11] and HEXACO [12]. Additionally, robots can be programmed to exhibit certain personality traits, which may affect how humans perceive them [16]. While the association between robot personality and human perception is important [16], the authors specifically focus on human disposition in remote control scenarios, particularly in relation to surveillance tasks, where robots display minimal predetermined personality traits.

Personality traits, more specifically the introversion-extroversion dimension, have a prominent association with task completion from a psychological perspective. While this personality dimension may not be directly dependent on perception, it has a robust relationship with impulsivity [9], [10]. Research has suggested that impulsivity can serve as an intrinsic stimulus, motivating individuals to achieve better performance outcomes. Typically, impulsivity is oppositely associated with the dimension of conscientiousness presenting that self-regulation is attributed to higher conscientiousness [10]. The magnitude of diligence empirically showed their carefulness in differentiating abnormalities (errors) in a short duration which resulted from the degree of self-discipline [19]. The higher diligence also seems to be translated into higher work engagement resulting in better task performance [20]. Contrary to carefulness that higher diligent individuals may have, persons higher on agreeableness tend to commit errors in given tasks supported by empirical evidence that people who have higher conscientiousness outperformed those who have higher agreeableness in tasks of self-regulation [21]. The result is potentially supported that more optimistic people tend to demonstrate rapid decision seen in a visual-matching problem [21]. The previously mentioned studies prove that individuals with higher agreeableness could show higher error rates in tasks.

Experts also contend that the level of extroversion is associated with individuals' socio-psychological and physiological reactions, as well as their task performance dur-

ing completion. For example, the Yerkes–Dodson law [22], which is represented by a bell-shaped curve, shows an empirical relationship between stimuli and performance. The law suggests that performance initially increases with the level of arousal, but then drops off rapidly at a certain point, known as the apex, at which the level of arousal persists.

Empirical research has shown a link between stimuli, information processing, and task performance. However, due to the inconsistent evaluation of personality traits, available studies also demonstrate discrepancies between them. Some studies found that extroversion had no discernible impact on task performance [23], [24], which is inconsistent with previously discussed studies. Similarly, a study in [23] also found that the level of extroversion exhibited by participants impacted the frequency of errors that could arise during collaboration with a robot. However, this finding is inherently challenging to apply directly to task performance, given that the experiment focused more on the relationship between robots and operators [23]. Considering the effects of personality in [9], the effect on task completion could be entirely originated from not only personality traits but also the level of arousal and effort. Therefore, additional investigation may be necessary to fully understand the complexities of the effect of personality traits in remote robot control scenarios.

A. Hypotheses

This study aims to investigate the impact of personality traits on task performance by examining the relationship between cognitive and emotional fluctuations resulting from information processing. We hypothesize that:

- \mathcal{H}_1 : Each item of FFM has a positive or negative correlation with task completion. Participants with higher levels of extroversion show higher task performance (\mathcal{H}_{1a}), as do participants with higher levels of conscientiousness (\mathcal{H}_{1b}).
- \mathcal{H}_2 : The success performance rate of operators may be correlated with individual personality traits. Participants with higher levels of conscientiousness have a higher success rate and task performance (\mathcal{H}_{2a}), while participants with higher levels of agreeableness have a lower success rate and task performance (\mathcal{H}_{2b}).
- \mathcal{H}_3 : Subjective assessments of cognitive workload and affect may be related to personality traits. Participants with higher levels of extroversion show higher cognitive workload and higher arousal simultaneously (\mathcal{H}_{3a}).
- \mathcal{H}_4 : Personality traits may have both direct and indirect effects on task performance.

III. DATASET

For this study, we utilize our open-access multi-modal dataset, called *MOCAS* [18]¹, that contains data from 21 participants, including physiological signals, facial camera videos, mouse movements, screen recordings, and subjective questionnaires based on different levels of cognitive load

¹The MOCAS dataset is open-access, and further details about it can be found at <https://polytechnic.purdue.edu/ahmrs/mocas-dataset>.

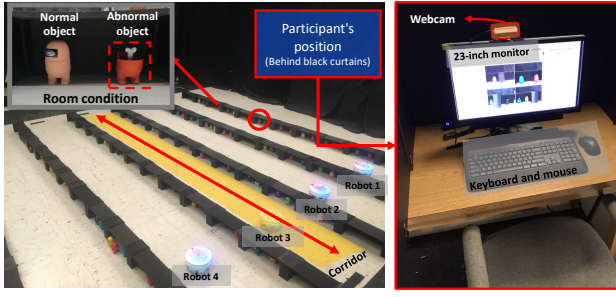


Fig. 2: Experiment environment used for building the MOCAS dataset.

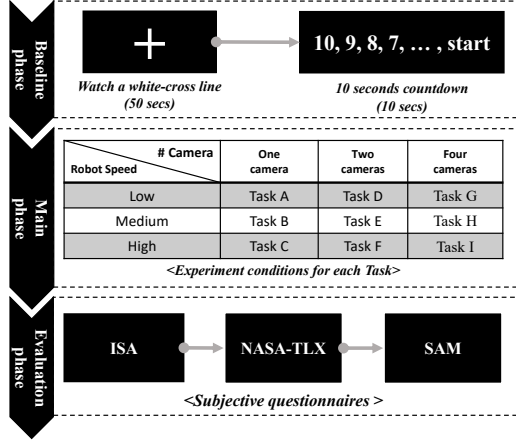


Fig. 3: Overall procedures for the data collection used in the MOCAS dataset.

[18]. The stimulus used in the dataset is a CCTV monitoring task, in which a human operator monitors single or multiple camera views streamed by multiple patrol robot platforms. The number and speed of robots could be adjusted to present varying levels of stimuli, such as low, medium, and high workloads. During the CCTV monitoring task, participants were tasked with detecting and clicking abnormal objects (see the red-dashed box in Fig. 2) from the camera views. Clicking on an abnormal object correctly earned 1 point while failing to do so resulted in a loss of 3 points.

A. Procedure

Fig. 3 illustrates the overall data collection procedures used in the MOCAS dataset. Before starting the experiment, the participants were required to go through the informed consent, and complete demographic and personality questionnaires which the IPIP Big-Five Factor Markers to categorize personality traits into five distinct personality traits [11].

The main experiment has three repeated phases as illustrated in the dashed box in Fig. 3. The baseline phase is the preparation step to start the main phase. The main phase is for the participant to conduct the single CCTV monitoring task with different workload levels made by different combinations of three distinct numbers of camera views (one, two, or four cameras) and three different speeds of the multi-robot system (low, medium, and high speed) as presented in a table in Fig. 3. The evaluation phase

is to collect subjective cognitive load via Instantaneous Self-Assessment (ISA) [25] and NASA-Task Load Index (NASA-TLX) [26] measures, as well as their subjective emotional state using the Self-Assessment Manikin (SAM) [27]. Additionally, there is a supplementary video at <https://youtu.be/BxVVj7R9b70> that explains the details of this experimental design and procedures used for building the MOCAS dataset.

B. Data collection

1) *Personality traits*: The MOCAS dataset includes the participant's FFM information collected from participants before starting the main experiment. There are five factors considered in this paper as follows;

- **Extraversion (PE)**: A participant who scores high on the test typically exhibits outgoing, talkative, and social behavior, whereas those with low scores tend to demonstrate a more reserved and introspective demeanor.
- **Agreeableness (PA)**: A participant who scores high on the test is inclined towards being friendly and optimistic, while those who score low are more likely to be critical and aggressive.
- **Conscientiousness (PC)**: A participant who scores high on the test tends to display careful and diligent behavior, while those with low scores tend to exhibit impulsive and disorganized tendencies.
- **Emotional stability (or neuroticism; PES)**: A participant who scores high on the test tends to have a sensitive and nervous disposition, whereas someone with low scores is generally more resilient and confident in their behavior.
- **Intellect/Imagination (or openness to experience; PII)**: A participant who scores high on the test tends to be inventive and curious, whereas one who has low scores tends to be traditional and conventional.

2) *Performance*: There are two variables to measure the participant's mission performance; *Mission_Score* and *Success_Rate*.

- *Mission_Score*: the sum of the points obtained during the CCTV monitoring task and is referred to as the human operator's mission performance.
- *Success_Rate*: referred to as the quality of the participant's mission which is obtained by dividing the number of success clicks and total mouse clicks.

3) *Experiment*: There are two experimental factors used in the CCTV monitoring mission of the MOCAS dataset; *Camera_Number* and *Robot_Speed*.

- *Camera_Number*: assigned workload for human operators to monitor the number of camera views simultaneously. The range of *Camera_Number* has three different numbers of camera views; one, two, or four cameras.
- *Robot_Speed*: the speed of the robot platform for conducting patrol missions. The *Robot_Speed* has three different speeds of the robot platform; low (100 mm/s), medium (200 mm/s), and high speed (300 mm/s).

4) *Questionnaire*: There are two variables to measure participants' cognitive workload through two self-reporting assessment tools; *ISA* and *Weighted_NASA*.

- *ISA*: self-reported stress levels directly reported by the participant after finishing each task having different combinations of experimental factors (e.g., robot speed and camera number).
- *Weighted_NASA*: a modified raw NASA-TLX by multiplying weights ([5, 0, 4, 3, 2, 1]) on each NASA-TLX factor to provide a more accurate and personalized assessment of workload [28].

IV. STATISTICAL INVESTIGATION

The MOCAS dataset was divided into nine levels based on the three types of robot speed (speed = 100 *mm/s*, 200 *mm/s*, and 300 *mm/s*) and the number of cameras (1, 2, and 4). The segmented data of the 21 participants were 187 instead of 189 because one of the participants (P2) could not complete two segmented tasks (the combination of one camera \times 200 *mm/s* and two cameras \times 100 *mm/s*). Table I represents descriptive statistics to investigate the effect of measured information in the experiment. Statistical analysis was performed by IBM SPSS 29.0 for Windows.

TABLE I: A table of descriptive statistics.

	Min.	Max.	Mean	Std.
Performance				
Scores	-65	164	70.3	40.196
Success Rates	0	1	0.94	0.076
Personality				
Extroversion	16	96	58.26	26.974
Conscientiousness	0	93	59.02	24.661
Emotional Stability	4	93	50.11	23.896
Agreeableness	1	89	49.53	26.133
Intellect/Imagination	6	93	53.8	28.364
Subjective Ratings				
Weighted NASA-TLX	13	90	47.56	18.242
ISA	-2	2	0.02	0.975
Arousal	-4	4	1.28	2.023
Valence	-4	4	-0.65	2.494

The rmANOVA results presented in [18] indicate statistically significant differences in participant's cognitive loads based on robot speed ($F(2, 38) = 30.84, p < .001, \eta_p^2 = 0.62$) and the number of camera views ($F(2, 38) = 36.3, p < .001, \eta_p^2 = 0.66$). The results indicate that experimental variables successfully derived different levels of cognitive loads.

Pearson's correlation coefficient (γ) shows positive or negative relationships between experimental and performance variables as represented in Table II.

Overall, the success rate of participants showed a positive relationship with score ($\gamma=.683, p < .001$) and negative relationships with the number of cameras ($\gamma=-.364, p < .001$) and speed ($\gamma=-.611, p < .001$). Also, the speed of robots showed a significant negative relationship with score ($\gamma=-.582, p < .001$). The result indicates that the success click rates show gradual relevancy in measurement; the number

TABLE II: Pearson's correlation coefficient between score, success rate, the number (#) of cameras, and the speed of robots.

	Score	Success Rate	Camera #	Speed
Score	1			
Success Rate	.683***	1		
Camera #	.122	-.364***	1	
Speed	-.582***	-.611***	-.002	1

***: $p < .001$

of successful clicks of participants was strongly influenced by the number and speed of cameras, which means that the higher the level of difficulty, the lower the success rate of clicks. Moreover, speed has a negative impact on scores, allegedly the speed of robots is the robust factor influencing performance. In addition, how successfully the participants clicked during the experiment may be a factor in determining the score, which is caused by penalties when incorrect clicks were attempted.

TABLE III: Pearson's correlation coefficient between personality traits, performance, experimental indicators, SAM, Weighted NASA-TLX, and ISA.

	Score	Success Rate	Valence
PE	.148**	-.024	-.054
PA	-.124	-.153**	-.082
PES	-.023	-.018	-.168**
PC	.058	-.044	.086
PII	-.128	-.015	.243*
	Arousal	Weighted NASA-TLX	ISA
PE	.335*	.234*	.196*
PA	-.162**	-.170**	-.051
PES	.059	.159**	.215*
PC	.083	.162**	.247*
PII	-.046	.014	-.066

*: $p < .01$, **: $p < .05$

A. Variable Assessment with Personality

1) *Pearson's correlation*: Table III presents the relationship between personal trait indicators and experimental and performance variables. Our findings partially support the expected relationship between personality indicators and higher performance (\mathcal{H}_1) when the dimension value of extroversion is higher (\mathcal{H}_{1a} , $\gamma = .148, p < .05$), while we did not find a significant relationship with conscientiousness (\mathcal{H}_{1b}). We also found that agreeableness has a small negative influence on the success click rate ($\gamma = -.153, p < .05$), while its score measurement did not show significance ($\gamma = -.124, p < .05$; \mathcal{H}_{2b}). Other indicator did not show their significance in deciding the performance measures. Therefore, we did not find a significant relationship between success click rate and conscientiousness (\mathcal{H}_{2a}). Following, SAM ratings separately collected valence and arousal showed significance in the pairs of PII-Valence ($\gamma = .243, p < .01$), PES-Valence ($\gamma = -.168, p < .05$), and PA-Arousal ($\gamma = -.162, p < .01$). The strongest correlation showed in the pair of PE-Arousal, where the coefficient value is the highest ($\gamma = .335, p < .01$). The correlation between subjective assessments regarding cognitive workload and affect (\mathcal{H}_3) had more evidence than other previous hypotheses. For example, people with higher

extroversion showed higher arousal and higher workload simultaneously (\mathcal{H}_{3a}). The objective and subjective workload indicators showed their significance (Weighted NASA-TLX: $\gamma = .234, p < .01$, ISA: $\gamma = .196, p < .01$).

Table II and Table III indicate that the experimental factors display more significant associations with performance, whereas the personality measures exhibit limited correlations with specific indicators. Based on the results, we can deduce that the measured variables possibly have multivariate relationships, therefore, further investigation is warranted.

2) *Factor Analysis*: Although Pearson's correlation coefficient showed a weak correlation between personality traits and variables in the experiment, the method is limited because two variables can only be considered; the magnitude of personality traits on task performance had not been identified. Furthermore, the dependency between personality traits and experimental variations is unclear from the perspectives of robot systems and cognitive processes, rather can be argued oppositely. Therefore, we employed exploratory factor analysis (EFA) to investigate dependent and independent elements that could contribute as decisive factors in task performance.

The EFA allows the measurement of relations in multivariate information with measured variables (observed variables) and categorizes them into latent variables (indirectly observed variables) [29]. The purpose of the EFA is to examine the implications of quantified personality traits, experimental conditions, and perceived subjective ratings towards operators' performance measured through surveillance tasks.

Among 187 data segments, we did not have missing data. Dimension reduction by varimax rotation was conducted to categorize measured values into latent variables except for experimental variables. The sampling adequacy value of KMO and Bartlett's test is .607 and the significance of Bartlett's test of sphericity is less than .001, indicating that factor analysis is appropriate.

The selected variables are **Workload** (Weighted NASA-TLX and ISA), **Performance** (Mission scores and Success Rate), and **Personality** (PE, PES, PC). The names of the latent variables were arbitrarily assigned to make them intuitive to group measured variables. Interestingly, the indicators of affective dimension, arousal, and valence, show low characteristics to be differentiated as a latent variable from varimax rotation; the arousal level was categorized as a potential variable with workload and the valence level was into performance level.

3) *Structural Equation Modeling*: As shown in Fig. 4, the SEM is created by the relationship between the aforementioned latent variables and measured variables into direct connections. The latent variables have been considered independent variables, although they showed associations in the previous section, to show the pertinence in multivariate analysis. Due to direct connections one latent variable to another one considered as endogenous, the Personality variable and Workload have their errors as the same as measured variables. The numbers on each arrows indicate standardized regression coefficients.

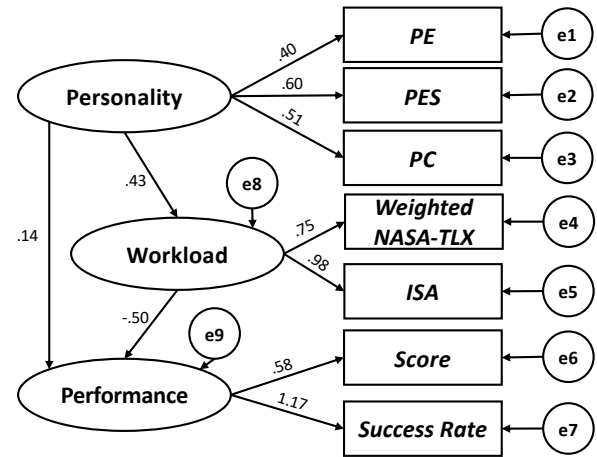


Fig. 4: A path diagram in Structural Equation Modeling (SEM); Oval shapes represent latent variables. The measured variables are drawn in rectangular shapes. The circles with the caption starting with 'e' indicate measurement errors in each observed variable. Solid straight lines refer to direct effects, while curved solid lines represent indirect effects. Each number on the arrows indicates an individual standardized regression coefficient of each dependency.

According to [30], the types of structural equation model requires standard criteria to test the model fit with the root mean square error of approximation (RMSEA), comparative fit indices (TLI/CFI), and the significance of Chi-square (CMIN). Although the discrepancy between studies was claimed, the acceptable fit of the SEM with less than 500 data should indicate the following values; RMSEA < 0.08 , CFI/TLI > 0.90 , and the significance of CMIN < 0.05 [31]. Additionally, the division of CMIN with the degrees of freedom (DF) shows a better fit if CMIN/DF < 3.0 . The model in Fig. 4 indicates a moderate model fit by the values of RMSEA=.064, CFI=.978, TLI=.957, p-value=.055, and CMIN/DF=1.758.

Fig. 4 illustrates a latent variable dependently correlated to other variables. The model with SEM is to confirm the existence of direct and indirect effects (\mathcal{H}_4) if personality has effectiveness indirectly between variables. As Table. IV shows, regression weights, indicating individual relationships found, had their significance when the pairs of Personality \times Workload and Questions \times Performance. However, the pair of Personality \times Performance might have a relationship, however, it was rejected with the p-value=.154 which did not pass the test. As Table. V shows, the total effect from measured variables is mainly related to their latent variables. The total effect is totally based on the direct effect, which means no indirect effect has not been found (\mathcal{H}_4 ; rejected). Each variable shows a consistent effect size on its latent variables. All personality indicators showed the total effect as 0, which means personality traits did not show their effect on performance measures in the experiment.

TABLE IV: Estimates of Structural Model.

Endogenous variables	Estimate	Standardized estimates	p-value
Questions \leftarrow Personality	0.36	.012	.003
Performance \leftarrow Questions	-12.372	3.715	<.001
Performance \leftarrow Personality	.293	.206	.154

TABLE V: Total effect from measured variables to personality, performance and workload

	Personality	Performance	Workload
PE	.514	.000	.000
PES	.595	.000	.000
PC	.400	.000	.000

V. DISCUSSION

A. Personality and Task Performance

In Section IV, we conducted an analysis of regression, explanatory factor analysis, and SEM found that not all personality factors necessarily affect performance in remote control situations. While experimental variables have a substantial impact on the correlation between information perception and performance, personality exclusively has no effect (\mathcal{H}_4 ; rejected). However, this result is confined to the personality traits of extroversion, emotional stability, and conscientiousness. The total effects of agreeableness and imagination/intellect on task performance are unknown.

We found that extroversion had a positive impact on scores (\mathcal{H}_{1a} ; accepted). Arousal and cognitive load were also found to be congruent with the assertion in [9]; the introversion-extroversion is the potential to elicit performance levels. Additionally, the total effects in the factor analysis were entirely comprised of direct effects, indicating their insignificant effect. Therefore, the degree of introversion-extroversion may not show its effectiveness in achieving better performance, which is lower than expectation. Therefore, we can conclude that the degree of extroversion in surveillance tasks does potentially require motivation or direction and intensity depicted in [9].

We also found that agreeableness had an overall negative effect, especially on click success rate, although the negative inclination on scores cannot be reproducible in high probability (\mathcal{H}_{2b} ; partially accepted). According to the definition of PA, participants with higher agreeableness may have an optimistic inclination, leading to prompt decisions to click their response to incorrect objects, as supported by the evidence in [32]; a shorter time latency to discern visual stimuli is faster when participants indicate higher agreeableness. However, the interpretation of this result is challenging to derive a conclusion because the necessity of affective load was not substantially emphasized.

Lastly, the dimension of conscientiousness was found to have weak relevance with task performance and completion simultaneously (\mathcal{H}_{1b} , \mathcal{H}_{2a} ; rejected). Previous research suggested that people with higher conscientiousness showed better performance in engaging environments and showed a lower rate of recognizing errors [19], [20]. However, the

outcome is not compatible with the studies, which may be supposedly caused by situational moderators [9]. Considering the experiment asked the participants to click defined objects streamed with different numbers and speeds, we should notice a major difference. Click events were made through a mouse that should navigate the CCTV-formatted GUI which led to asking participants physically move their hands. People with higher conscientiousness are believed to be self-regulated, which shows the same tendency in initiating activities [33]. This means individuals of high conscientiousness potentially suppress their gestures and behavior even though they could recognize abnormal objects during the experiment.

B. Personality and Cognitive Workload

The dimension of extroversion, emotional stability, and conscientiousness was found to have significant associations with cognitive workload indicators. Arousal was found to have limited implication on information processing, as arousal was evaluated as a subordinate factor to the workload latent variable during the Varimax rotation analysis. The evaluation of workload using the NASA-TLX questionnaire or self-reported workload with ISA showed positive associations with the higher three personality traits, merging with the results of affective measures. This suggests that participants with these personality traits may solely occupy their perception ability in discerning the true or false from visual stimuli.

The level of arousal was found to be positively associated with extroversion and negatively associated with agreeableness. According to [9], extroverts are expected to accept more arousal than introverts in terms of information transfer, potentially eliciting prompt behavioral responses to identify desired input in experimental GUI. Conversely, when recipients of information showed lower agreeableness, their arousal decreased. The correlation γ of PA also showed a decreasing tendency despite its insignificance, suggesting that arousal level may also be one of the factors to decide the score. However, this conclusion is based solely on the γ value, which is calculated from scattered data.

C. Personality and Valence

Valence is the most insignificant variable among the measured variables. During the Varimax rotation analysis, valence was mostly grouped with performance-related measurements, which suggests that higher overall performance may result in higher valence. The tendency between measured data shows that the lacked necessity of affect could be connected to the successful clicks leading to attaining a positive level of pleasure.

Emotional stability showed a negative correlation with valence, but a positive correlation with cognitive load, although the significance levels were different. In particular, valence tended to be slightly higher when emotional stability was lower, indicating a weak relationship. This relationship could be due to the task not requiring emotional load, as was assumed with the agreeableness indicator.

The Imagination/Intellect index only displayed statistical significance in relation to valence, showing a small positive correlation. This suggests that the experiment was more positively received when participants had a higher index score. Considering that the index is occasionally interpreted as ‘openness to experience’, it is conceivable that the experiment was accepted as a new experience, which may have influenced the results.

For our analysis, we utilized the data obtained by measuring the cognitive load, affect, and performance of 21 subjects exposed to nine experiments under different conditions. While the analysis was based on the sample size of 21 individuals, the results suggest that there may be a generalizable relationship between personality traits and task performance. Further research could investigate this relationship across a broader range of personality distributions.

VI. CONCLUSION AND FUTURE WORK

In this paper, we investigated the implications of personality indicators on cognitive workload, affect, and task performance in the context of remote robot control using the open-access multi-modal dataset MOCAS. Hypotheses were tested to explore the links between performance and behavioral/affective ratings based on users’ personality traits. Based on our analysis, we concluded that human personality traits should conditionally be regarded when operating robots, especially if the goal is to improve the task completion rate. Future research could investigate whether a combination of personalities can lead to even more successful task completion when operators collaborate. Additionally, it would be useful to investigate which intrinsic attributes of users should be considered more in an adaptive system.

ACKNOWLEDGMENT

This material is based upon work supported by the National Science Foundation under Grant No. IIS-1846221. Any opinions, findings, and conclusions or recommendations expressed in this material are those of the author(s) and do not necessarily reflect the views of the National Science Foundation.

REFERENCES

- [1] M. Chiou, G.-T. Epsimos, G. Nikolaou, P. Pappas, G. Petousakis, S. Mühl, and R. Stolkin, “Robot-assisted nuclear disaster response: Report and insights from a field exercise,” in *2022 IEEE/RSJ International Conference on Intelligent Robots and Systems (IROS)*. IEEE, 2022, pp. 4545–4552.
- [2] N. Dadashi, A. W. Stedmon, and T. P. Pridmore, “Semi-automated cctv surveillance: The effects of system confidence, system accuracy and task complexity on operator vigilance, reliance and workload,” *Applied ergonomics*, vol. 44, no. 5, pp. 730–738, 2013.
- [3] S. Hopko, J. Wang, and R. Mehta, “Human factors considerations and metrics in shared space human-robot collaboration: a systematic review,” *Frontiers in Robotics and AI*, vol. 9, p. 6, 2022.
- [4] S. Baltrusch, F. Krause, A. de Vries, W. van Dijk, and M. de Looze, “What about the human in human robot collaboration? a literature review on hrc’s effects on aspects of job quality,” *Ergonomics*, vol. 65, no. 5, pp. 719–740, 2022.
- [5] P. A. Hancock, D. R. Billings, K. E. Schaefer, J. Y. Chen, E. J. De Visser, and R. Parasuraman, “A meta-analysis of factors affecting trust in human-robot interaction,” *Human factors*, vol. 53, no. 5, pp. 517–527, 2011.
- [6] G. Charalambous, S. Fletcher, and P. Webb, “Identifying the key organisational human factors for introducing human-robot collaboration in industry: an exploratory study,” *The International Journal of Advanced Manufacturing Technology*, vol. 81, pp. 2143–2155, 2015.
- [7] M. Koppenborg, P. Nickel, B. Naber, A. Lungfiel, and M. Huelke, “Effects of movement speed and predictability in human-robot collaboration,” *Human Factors and Ergonomics in Manufacturing & Service Industries*, vol. 27, no. 4, pp. 197–209, 2017.
- [8] M. Saini, X. Wang, P. K. Atrey, and M. Kankanhalli, “Adaptive workload equalization in multi-camera surveillance systems,” *IEEE transactions on multimedia*, vol. 14, no. 3, pp. 555–562, 2012.
- [9] M. S. Humphreys and W. Revelle, “Personality, motivation, and performance: a theory of the relationship between individual differences and information processing,” *Psychological review*, vol. 91, no. 2, p. 153, 1984.
- [10] R. H. Hoyle, “Personality and self-regulation: Trait and information-processing perspectives,” *Journal of personality*, vol. 74, no. 6, pp. 1507–1526, 2006.
- [11] L. R. Goldberg, “An alternative” description of personality”: the big-five factor structure,” *Journal of personality and social psychology*, vol. 59, no. 6, p. 1216, 1990.
- [12] M. C. Ashton, K. Lee, and R. E. De Vries, “The hexaco honesty-humility, agreeableness, and emotionality factors: A review of research and theory,” *Personality and Social Psychology Review*, vol. 18, no. 2, pp. 139–152, 2014.
- [13] P. Piepiora, “Assessment of personality traits influencing the performance of men in team sports in terms of the big five,” *Frontiers in Psychology*, vol. 12, p. 679724, 2021.
- [14] A. E. Poropat, “A meta-analysis of the five-factor model of personality and academic performance,” *Psychological bulletin*, vol. 135, no. 2, p. 322, 2009.
- [15] C. Esterwood, K. Essenmacher, H. Yang, F. Zeng, and L. P. Robert, “A meta-analysis of human personality and robot acceptance in human-robot interaction,” in *Proceedings of the 2021 CHI conference on human factors in computing systems*, 2021, pp. 1–18.
- [16] T. Santamaria and D. Nathan-Roberts, “Personality measurement and design in human-robot interaction: A systematic and critical review,” in *Proceedings of the human factors and ergonomics society annual meeting*, vol. 61, no. 1. SAGE Publications Sage CA: Los Angeles, CA, 2017, pp. 853–857.
- [17] M. Salem, G. Lakatos, F. Amirabdollahian, and K. Dautenhahn, “Would you trust a (faulty) robot? effects of error, task type and personality on human-robot cooperation and trust,” in *Proceedings of the tenth annual ACM/IEEE international conference on human-robot interaction*, 2015, pp. 141–148.
- [18] W. Jo, R. Wang, S. Sun, R. K. Senthilkumaran, D. Foti, and B.-C. Min, “Mocas: A multimodal dataset for objective cognitive workload assessment on simultaneous tasks,” *arXiv preprint arXiv:2210.03065*, 2022.
- [19] K. E. Hill, D. B. Samuel, and D. Foti, “Contextualizing individual differences in error monitoring: Links with impulsivity, negative affect, and conscientiousness,” *Psychophysiology*, vol. 53, no. 8, pp. 1143–1153, 2016.
- [20] A. B. Bakker, E. Demerouti, and L. t. Lieke, “Work engagement, performance, and active learning: The role of conscientiousness,” *Journal of vocational behavior*, vol. 80, no. 2, pp. 555–564, 2012.
- [21] L. A. Jensen-Campbell, M. Rosselli, K. A. Workman, M. Santisi, J. D. Rios, and D. Bojan, “Agreeableness, conscientiousness, and effortful control processes,” *Journal of research in personality*, vol. 36, no. 5, pp. 476–489, 2002.
- [22] R. M. Yerkes, *The dancing mouse: A study in animal behavior*. Macmillan, 1907, vol. 1.
- [23] T.-H.-H. Dang and A. Tapus, “Stress game: the role of motivational robotic assistance in reducing user’s task stress,” *International Journal of Social Robotics*, vol. 7, pp. 227–240, 2015.
- [24] K. M. Lee, A. Krishna, Z. Zaidi, R. Paleja, L. Chen, E. Hedlund-Botti, M. Schrum, and M. Gombolay, “The effect of robot skill level and communication in rapid, proximate human-robot collaboration,” 2023.
- [25] C. Jordan and S. Brennen, “Instantaneous self-assessment of workload technique (isa),” *Defence Research Agency, Portsmouth*, 1992.
- [26] S. G. Hart and L. E. Staveland, “Development of nasa-tlx (task load index): Results of empirical and theoretical research,” in *Advances in psychology*. Elsevier, 1988, vol. 52, pp. 139–183.
- [27] M. M. Bradley and P. J. Lang, “Measuring emotion: the self-

- assessment manikin and the semantic differential,” *Journal of behavior therapy and experimental psychiatry*, vol. 25, no. 1, pp. 49–59, 1994.
- [28] M. Sugarindra, M. Suryoputro, and A. Permana, “Mental workload measurement in operator control room using nasa-tlx,” in *IOP Conference Series: Materials Science and Engineering*, vol. 277, no. 1. IOP Publishing, 2017, p. 012022.
 - [29] J. B. Ullman and P. M. Bentler, “Structural equation modeling,” *Handbook of Psychology, Second Edition*, vol. 2, 2012.
 - [30] L. R. Fabrigar, D. T. Wegener, R. C. MacCallum, and E. J. Strahan, “Evaluating the use of exploratory factor analysis in psychological research,” *Psychological methods*, vol. 4, no. 3, p. 272, 1999.
 - [31] R. B. Kline, *Principles and practice of structural equation modeling*. Guilford publications, 2015.
 - [32] B. W. Haas, A. Ishak, L. Denison, I. Anderson, and M. M. Filkowski, “Agreeableness and brain activity during emotion attribution decisions,” *Journal of Research in Personality*, vol. 57, pp. 26–31, 2015.
 - [33] K. E. Wilson and R. K. Dishman, “Personality and physical activity: A systematic review and meta-analysis,” *Personality and individual differences*, vol. 72, pp. 230–242, 2015.