

Exploiting Asymmetry for Synthetic Training Data Generation: SynthIE and the Case of Information Extraction

Martin Josifoski, Marija Šakota, Maxime Peyrard, Robert West
EPFL

{martin.josifoski, marija.sakota, maxime.peyrard, robert.west}@epfl.ch

Abstract

Large language models (LLMs) show great potential for *synthetic data generation*. This work shows that useful data can be synthetically generated even for tasks that *cannot* be solved directly by the LLM: we show that, for problems with structured outputs, it is possible to prompt an LLM to perform the task in the opposite direction, to generate plausible text for the target structure. Leveraging the *asymmetry* in task difficulty makes it possible to produce large-scale, high-quality data for complex tasks. We demonstrate the effectiveness of this approach on *closed information extraction*, where collecting ground-truth data is challenging, and no satisfactory dataset exists to date. We synthetically generate a dataset of 1.8M data points, demonstrate its superior quality compared to existing datasets in a human evaluation and use it to finetune small models (220M and 770M parameters). The models we introduce, SynthIE, outperform existing baselines of comparable size with a substantial gap of 57 and 79 absolute points in micro and macro F1, respectively. Code, data, and models are available at <https://github.com/epfl-dlab/SynthIE>.

1 Introduction

Large language models (LLMs), such as GPT-3 (Brown et al., 2020), have demonstrated the ability to generate highly fluent and coherent textual data. One promising application of this capability is the generation of large amounts of high-quality *synthetic data for training and evaluation*. This becomes particularly useful for tasks where good-quality datasets are not readily available or access to real data is limited or prohibitively expensive.

In complex natural language processing (NLP) tasks, the textual input x is often associated with a structured output y . Despite their impressive performance, LLMs are not trained to generate specific structured outputs, and even in-context learning is

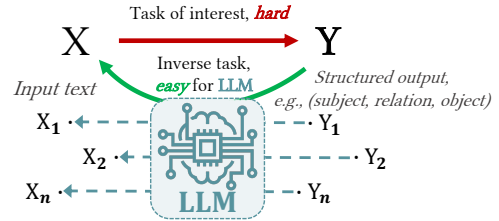


Figure 1: **Exploiting asymmetry for SDG.** For hard tasks of interest with input X and output Y , the reverse task (from Y to X) might be much more feasible for an LLM. Then, we can generate high-quality training pairs (X, Y) by prompting an LLM to generate plausible inputs X from outputs Y . For example, this holds for tasks where Y is structured like in closed IE.

not enough for complex structures. In this work, we propose to generate data in the opposite direction: sampling a structure and prompting the LLM to generate a corresponding text (see Fig. 1). We postulate that for many tasks, given the appropriate in-context information, an LLM can generate meaningful x corresponding to a structure y , even when the original task *cannot be solved directly* by the LLM. By *exploiting this asymmetry*, we show that we can synthetically generate high-quality data for complex tasks. Furthermore, the flexibility to choose the distribution over structures y gives us great control over the data distribution.

A good example of such a task, on which we focus in this work, is *closed information extraction* (cIE). For cIE, a model must extract a set of disambiguated triplets (i.e., facts) y from a given text x . These triplets are of the format (subject, relation, object), with the subject and object being entities in a knowledge base (e.g., Wikidata) and the relation being specified in the knowledge base schema.

Collecting datasets for this task is time-consuming and expensive, as it requires annotators to know the entire entity and relation catalogs and reason about all possible facts expressed in the text x . As a result, only small or noisy datasets exist. The

largest dataset available, REBEL (Huguet Cabot and Navigli, 2021), suffers from several problems (Josifoski et al., 2022): (i) Noise: it is collected with a mix of heuristics, and for many data points, the target output y does not contain all the facts expressed in the input x or is (partially) incorrect. (ii) Skewness: most relations appear only a few times in the dataset, resulting in models that ignore most of the information when used for training and poor estimates of performance when used for evaluation.

Importantly, cIE is also not solvable directly by an LLM such as GPT3.5, which is unfamiliar with the triplet-structured outputs and, crucially, unaware of the entity and relation identifiers of interest (for examples of failures, see Appendix A). We show that, although the LLM cannot be used to produce labels directly, we can use it to generate high-quality text data by reversing the task.

Our contribution: (i) We propose a synthetic data generation (SDG) pipeline to generate high-quality data and apply it to cIE. To do so, we first sample triplet sets from the Wikidata knowledge graph (KG) such that each triplet set is coherent (i.e., can be expressed by a short text) and the selected triplet sets cover all relations more uniformly than in REBEL. Then, for each triplet set y , we prompt an LLM to generate text x that expresses these, and only these, triplets. This results in a high-quality synthetic dataset (1.8M data points) that we use to replace the noisy REBEL dataset. This process is illustrated in Fig. 2.

(ii) In a human evaluation, we show that our synthetically generated data is of significantly higher quality than the existing REBEL dataset, has a more uniform distribution of relation frequency, and can be generated cheaply at a large scale. The evaluation reveals that, with 70% of the information from the text not present in the target set and 45% of the target triplets not actually expressed in the text, REBEL’s test set cannot be used for an accurate estimation of performance. In contrast, according to the human evaluation, for SynthIE-text, our highest quality test set, these numbers correspond to only 15% and 22%, respectively.

(iii) We introduce SynthIE, a Flan-T5 model (Chung et al., 2022) finetuned on our synthetic data, which in contrast to previous models performing well for the few most frequently occurring relations, achieves high precision and recall across all relations. On REBEL⁺⁺, a (small)

subset of REBEL, which we manually annotate, SynthIE has a macro score comparable even to the original REBEL’s *gold annotations*. On SynthIE-text, the highest quality test set with a more uniform coverage over relations, SynthIE outperforms the baseline with a substantial gap of 57 and 79 absolute points in micro and macro F1, respectively.

(iv) Overall, we demonstrate that, by exploiting the asymmetry between structured outputs y and textual inputs x , LLMs can generate high-quality synthetic data to train smaller, specialized models. A task that was not previously solvable by LLMs is now solved with high performance by a small model with only 220M parameters.

Our code, models, and datasets will be released for future researchers to reuse and extend.

2 Background and Related Work

2.1 Closed Information Extraction

Closed information extraction (cIE) is the task of extracting the exhaustive set of facts from natural language, expressible under the relation and entity constraints defined by a knowledge base (KB). More formally, assuming a KB concerning a collection of entities \mathcal{E} and a collection of relations \mathcal{R} , the goal is to extract the exhaustive set of fact triplets $y_{\text{set}} = \{(s, r, o) \mid (s, r, o) \in \mathcal{E} \times \mathcal{R} \times \mathcal{E}\}$ expressed in a given textual input x .

Contrary to previous pipeline approaches (Galárraga et al., 2014; Angeli et al., 2015; Chaganty et al., 2017), Josifoski et al. (2022) proposed GenIE, a model that approaches cIE in an autoregressive end-to-end formulation. Their results suggest that GenIE is more sample-efficient than pipeline methods and achieves state-of-the-art performance, with a substantial improvement over previous work. However, despite being 3x higher than the strongest baseline, GenIE’s macro F1 score is less than 35%. They identify the heavily skewed data distribution, with most relations appearing only a few times in the training data, as the main reason for the low macro score.

Whereas cIE requires the constituent elements of the output triplets to be entities and relations from the KB, the output triplets in open information extraction (oIE) are free-form text. Therefore, cIE is a fundamentally harder task than oIE, closely related to a full spectrum of tasks that are central to the field of information extraction (e.g., entity linking, relation classification, slot filling, etc.). In

this work, we focus on the task of cIE as a use case for studying the benefits that synthetic data generation could have for information extraction tasks more generally.

2.2 Data as a Core Limitation

As Josifoski et al. (2022) noticed, cIE datasets naturally present large imbalances in relation frequency. Training on such data results in models that perform well only for the few frequent relations and poorly on the rest. Fixing this issue requires access to more data points for the large amount of rare relations. Such data cannot be easily collected easily from human or distant supervision heuristics (Huguet Cabot and Navigli, 2021). In this work, we fix it by generating large amount of synthetic data for all relations. This data scarcity problem is not unique to cIE and our procedure can be applied to other structured NLP tasks, such as entity linking, open information extraction, writing assistants (Schick et al., 2022) or abstract meaning representation (AMR) parsing (Banarescu et al., 2013).

2.3 Synthetic Data Generation

Several approaches to data augmentation use pre-trained language models (PLMs). Early efforts include works that require the pre-existence of a dataset, which is then used to finetune the pretrained generator network (Anaby-Tavor et al., 2020; Papanikolaou and Pierleoni, 2020; Yang et al., 2020; Mohapatra et al., 2020; Kumar et al., 2020).

Newer approaches explore possibilities to generate data with virtually no human supervision. Wang et al. (2021) generate synthetic labels (y) by providing unlabeled samples as examples to the LLM. Schick and Schütze (2021) explore dataset generation without any labeled data for obtaining high-quality sentence embeddings. Similarly, Ye et al. (2022) and Gao et al. (2022) use PLMs to generate data with carefully designed prompts, which they evaluate on text classification, question answering, and natural language inference. There are examples of comparable procedures for GLUE (Wang et al., 2018) tasks (Meng et al., 2022a), intent classification (Sahu et al., 2022), and question answering (Li et al., 2022). Meng et al. (2022c) tune a PLM on a few data samples and then use it as a generator for new data; and Smith et al. (2022) are incorporating prompts for weak-supervision tasks. Also, Shao et al. (2023) generate synthetic demonstrations to improve the prompting of LLMs, and Honovich

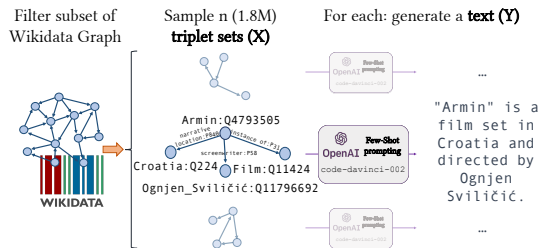


Figure 2: **Synthetic data generation flow.** We first filter the Wikidata knowledge graph to operate on a subset of relations and entities comparable to REBEL. Then, we sample triplet sets aiming to get coherent triplet sets that cover all relations more uniformly than REBEL. Finally, we prompt OpenAI LLMs to generate text for each triplet.

et al. (2022) generate synthetic instructions for instruction tuning of LLMs. Contrary to these works, we do not generate labels but prompt an LLM to perform the reverse task when the reverse task is *easy* for the LLM. This results in high-quality data points. To the best of our knowledge, only Meng et al. (2022b) and Gao et al. (2021) also perform the reverse task by prompting an LLM to generate comments x from a given sentiment y . However, in their task y is not structured and the direct task can already be solved easily by an LLM.

3 Synthetic Data Generation

The synthetic data generation pipeline, depicted in Fig. 2, comprises three primary components: (i) construction of a knowledge graph (KG) containing the entities and relations of interest; (ii) sampling of coherent triplet sets from the KG with comprehensive coverage of the entities and relations, and (iii) generation of high-quality text, expressing the triplets without any supplementary information. We will now describe these three components.

3.1 Knowledge Graph Construction

We start from the Wikidata KG (Vrandečić, 2012). To remain comparable to previous work (Josifoski et al., 2022), we filter the KG to a subset of 2.7M entities \mathcal{E} and 888 relations \mathcal{R} that appear at least once in REBEL’s training set and do not take literal arguments. Each entity in the KG is associated with a unique English Wikipedia page title, and each relation is linked to a unique Wikidata label, which we use as their textual identifiers (see Appendix B.1 for details).

3.2 Sampling Triplet Sets

In the Wikidata KG, nodes represent entities and edges represent relations between two entities. Therefore, a triplet can be seen as an edge together with its endpoint nodes. For the synthetic data to be valuable, we design the triplet set sampling with two objectives in mind. First, it is crucial that the triplet sets be coherent: the triplets in each set must be able to conceivably co-occur in human-written text. Second, the dataset should have (approximately) uniform coverage of entities and relations.

Encouraging coherence. We observed that uniform edge sampling from the KG does not produce coherent triplet sets. Instead, coherent sets of triplets tend to focus on a small number of entities, with one or two entities being repeated in most of the triplets. These entities serve as the “*protagonists*”, or anchors, of the sentence. To capture this property, we propose a sampling procedure based on a random walk with backtracking applied to the KG. Concretely, given a starting point – a node (i.e., an entity $e_{\text{sub}}^{(0)}$) or an edge (i.e., a triplet $t_0 = (e_{\text{sub}}^{(0)}, r^{(0)}, e_{\text{obj}}^{(0)})$) from the KG – we maintain a set of already sampled triplets T , and until the desired number of triplets is reached, iteratively sample: (i) a subject $e_{\text{sub}}^{(|T|)} \in \mathcal{E}$ starting a new triplet; or (ii) an object $e_{\text{obj}}^{(|T|)} \in N(e_{\text{sub}}^{(|T|)})$, where $N(e)$ corresponds to the set of entities adjacent to e , forming a triplet $t_{|T|} = (e_{\text{sub}}^{(|T|)}, r^{(|T|)}, e_{\text{obj}}^{(|T|)})$ to be added to T . The entity sampling is biased towards entities already appearing as a subject or an object of a triplet in T by a parameter controlling the strength of the bias. The number of triplets per set is sampled from a Poisson distribution. Appendix B.2 details the choice of parameters.

Encouraging coverage. When sampling triplet sets from the graph uniformly, some entities and relations are so central that they appear in most local neighborhoods. These end up being over-represented, heavily skewing the distribution.

To alleviate this issue, we implement an aggressive reweighting of the entity and relation distribution. After every K sampled sets, we craft new relation and entity distributions, where the probability of sampling a specific entity or relation is inversely proportional to its frequency in the set of already sampled triplet sets S . As a consequence, after each reweighting, the rarest entities and relations are given the highest probability of being

sampled. We denote the two distributions as $\mathbb{D}_{\mathcal{E}}^S$ and $\mathbb{D}_{\mathcal{R}}^S$. Appendix B.2 details the choice of K .

Ensuring coverage. Rare entities and relations do not often appear in other entities’ local neighborhoods. Even if they are associated with a high probability of being sampled when encountered, they are encountered rarely and, therefore, sampled rarely. One way to ensure that rare entities and relations are selected is to explicitly choose them as a starting point of a random walk (i.e., a triplet sets). We describe two strategies for achieving this:

(i) **Entity-centric** strategy: sample the starting entities of each triplet set according to the reweighted entity sampling distribution $\mathbb{D}_{\mathcal{E}}^S$.

(ii) **Relation-centric** strategy: sample a relation r according to the reweighted relation sampling distribution $\mathbb{D}_{\mathcal{R}}^S$. Then, among the triplets corresponding to relation r , sample one according to the probability assigned to the subject entities by the reweighted entity sampling distribution $\mathbb{D}_{\mathcal{E}}^S$, renormalized to the ones available.

In both cases, reweighting favors the rarest entities and relations as the next starting points.

For comprehensive coverage of both entities and relations, we employ a **mixed** strategy, which switches between the entity-based and relation-based strategy on every K samples – at the same time when the empirical relation and entity distributions are recomputed.

3.3 Triplet-Set-to-Text Generation

In this section, we denote by *query* the triplet set for which we want to generate text. Also, we refer to the in-context examples as *demonstrations*. The demonstrations consist of triplet sets and sentences selected from REBEL’s training set. When choosing the triplet-set-to-text generation setup, we made the following considerations.

LLM choice. We consider two models from OpenAI’s GPT 3.5 series: `code-davinci-002` and `text-davinci-003` (details in Appendix B.3).

Prompting strategy. We evaluate both models in a zero-shot and a few-shot setting. In the zero-shot setting, we experimented with different instructions. In the few-shot setting, we varied the instruction, the number of demonstrations, and the formatting of the demonstrations.

Generation parameters. From the generation parameters, we experimented with different values for temperature and top- p .

	min	1st quartile	median	3rd quartile	max
REBEL	1	7	47	625	1,202,489
SynthIE-code	61	1043	1691	3944	499,783

Table 1: **Relation occurrence count statistics.**

	Precision	<i>Micro</i> Recall	F1	<i>Macro</i> Recall
REBEL	29.35 \pm 7.77	56.05 \pm 10.40	39.87 \pm 7.62	24.20 \pm 6.20
SynthIE-code	57.40 \pm 10.28	70.38 \pm 7.83	65.08 \pm 7.35	50.70 \pm 9.10
SynthIE-text	84.78 \pm 5.80	78.45 \pm 8.20	82.97 \pm 5.53	72.14 \pm 8.73

Table 2: **SDG quality (human evaluation) results.**

We ran the inference on a selected set of 12 triplet sets and manually evaluated the quality of the generated outputs in terms of precision, recall, and fluency. The best-performing prompt setup and optimal set of generation parameters for both models are given in Fig. 5 and Table 5, respectively. In Table 6, we showcase example generations for a few data points from REBEL’s validation set. In this setup, we generated two datasets:

SynthIE-code consists of around 1.8M training, 10K validation, and 50K test samples generated with `code-davinci-002`.

SynthIE-text consists of 10K validation and 50K test samples generated with `text-davinci-003`.

We used the same validation and test triplet sets for both datasets. Appendix B.3 contains the inference costs details.

3.4 Distributional Properties of Data

One important problem we aimed to address with our synthetic data collection is the imbalance in relation occurrence counts. Table 1 report on the basic statistics of the relation occurrence counts in the training splits of REBEL and SynthIE-code. While REBEL is very skewed towards few relations appearing most of the time, SynthIE-code has a much more balanced distribution. In particular, the rarest relations in SynthIE-code appears more often than the median relation in REBEL. Josifoski et al. (2022) show that supervised models perform poorly for rare relations. Therefore, we expect SynthIE-code to help supervised models perform well on a much larger subset of relations. In terms of entity coverage, the training split of our SynthIE-code contains 1,805,504 unique entities, compared to the 1,715,922 in REBEL’s.

3.5 Human Evaluation

Experimental setup. We randomly selected 44 data points from REBEL and synthetically generated the text for the corresponding triplet sets following the procedure outlined in Sec. 3.3. As a result, two more versions of the (small) dataset were created, one following the SynthIE-code and another following the SynthIE-text text generation procedure. We evaluate the triplet-set-to-text compatibility for each dataset by scoring pairs in terms of standard precision, recall, and F1 (see Appendix D for definitions). Concretely, we rely on a human annotation to extract the triplets expressed in the texts corresponding to each dataset, and compare them against the target set (i.e., REBEL’s gold triplet set) as ground truth. Appendix B.4 details this process. In this setting, precision can be interpreted as the fraction of triplets expressed in the text that are present in the target set, and recall as the proportion of triplets in the target set that were expressed in the text.

Results. The results are summarized in Table 2. First, the results indicate that the synthetically generated text has substantially higher precision and recall than REBEL’s original text, with SynthIE-text reaching 84.8% precision and 78.5% and 72.1% in micro-and macro-recall, respectively. Second, REBEL texts score low in precision (29.4%), which implies that over 70% of the information in REBEL text is absent from the target set. On the other hand, a micro-recall score of 56%, implies that REBEL’s annotations are wrong almost 44% of the time. Finally, our datasets’ micro and macro scores are much closer than REBEL’s, indicating that our datasets have more consistent quality across relationships.

4 Synthetic Data in Action

In this section, we evaluate the benefits of training on synthetically generated data.

4.1 Modeling and Inference

Model. Given textual input x , our proposed model, SynthIE, autoregressively generates the linearized sequence representation y of the exhaustive set of facts y_{set} expressed in x . The conditional probability (parametrized by θ) assigned to the target set y_{set} is computed as: $p_{\theta}(y | x) = \prod_{i=1}^{|y|} p_{\theta}(y_i | y_{<i}, x)$. The training consists of maximizing the target sequence’s conditional log-likelihood with teacher

forcing (Sutskever et al., 2011, 2014), using the cross-entropy loss, and dropout (Srivastava et al., 2014) and label smoothing for regularization (Szegedy et al., 2016). We use the same task formulation and training as GenIE (Josifoski et al., 2022), but unlike GenIE, which employs the BART architecture (Lewis et al., 2020), SynthIE is based on FLAN-T5 (Chung et al., 2022), a choice mainly motivated by the availability of pre-trained checkpoints with different parameter counts.

Output linearization. To represent the set of facts y_{set} as a sequence of symbols y compatible with sequence-to-sequence architectures, we introduce two mappings: (i) *fully expanded* (FE) and (ii) *subject-collapsed* (SC), which was used by Huguet Cabot and Navigli (2021). While FE concatenates textual representation of each triplet in the set to obtain the sequence, SC groups all triplets based on the subject entity and concatenates their representations. For more details and examples, see Appendix E.

Inference. At inference time, it would be prohibitively expensive to score every set of triplets in the output space. Instead, we search for the top- k eligible options by using constrained beam search (Sutskever et al., 2014; Josifoski et al., 2022) paired with a strategy for dynamically generating the valid prefixes. More concretely, we enforce a bi-level constraint where (i) the high-level structural constraint asserts that the prefix follows a specific linearization schema, and (ii) lower-level validity constraints (via a pre-computed entity and relation trie) ensure that only valid entity or relation identifiers (depending on the element of the schema) are generated.

4.2 Experimental Setup

Knowledge base constraints. We maintain our world of concern to all the entities and relations from the knowledge graph (KG) described in Sec. 3.1 corresponding to labels that can be fully tokenized by the model’s tokenizer (i.e., tokenized sequences do not contain unknown tokens), which rules out around 5% of the entities in the KG. Our final entity catalog contains around 2.6M, and the relation catalog 888 items.

Datasets. We differentiate between two data regimes: (i) synthetic and (ii) non-synthetic (distant supervision). For the synthetic data regime, we leverage the datasets generated by the synthetic

	REBEL ⁺⁺		
	Precision	Recall	F1
Micro			
REBEL Gold	69.88 ± 8.66	57.50 ± 8.00	64.47 ± 6.89
GenIE T5-base	44.96 ± 10.62	38.88 ± 8.66	43.09 ± 8.02
SynthIE T5-base	35.35 ± 10.26	43.53 ± 9.08	40.13 ± 8.62
SynthIE T5-large	41.58 ± 11.08	48.81 ± 8.60	46.35 ± 8.44
Macro			
REBEL Gold	45.52 ± 7.97	44.40 ± 7.70	43.55 ± 7.75
GenIE T5-base	29.43 ± 8.40	28.57 ± 7.69	26.74 ± 7.85
SynthIE T5-base	33.52 ± 7.25	35.70 ± 7.28	32.88 ± 6.82
SynthIE T5-large	40.80 ± 7.37	40.79 ± 6.95	39.19 ± 6.78

Table 3: **Performance on 49 human annotated samples of REBEL.** We present precision, recall, and F1 score for a subset of our models and REBEL on a hand-annotated dataset. Results are considerably different from the ones obtained on the original REBEL dataset. SynthIE models have comparable or higher performance than GenIE.

data generation procedure described in Sec. 3. Concretely, we use the larger SynthIE-code for training and testing and the smaller SynthIE-text for testing purposes only. Following the main evaluation setup from Josifoski et al. (2022), we use their adapted version of REBEL for training and testing in the non-synthetic regime. See Appendix C for additional information.

Baselines. To isolate the effect of training on synthetic data, we keep the same architecture and training and evaluation hyper-parameters for all models, and only vary the training (and validation) data. We use the *GenIE* identifier to refer to the models trained in the non-synthetic regime and *SynthIE* to refer to models trained in the synthetic regime. Additionally, we experiment with different linearization methods and model sizes.

Evaluation metrics. We evaluate the performance in terms of micro and macro precision, recall, and F1, and report a point estimate as well as a 95% confidence interval constructed from 50 bootstrap samples. Appendix D contains a formal description of these metrics.

4.3 Results

4.3.1 Human Evaluation of REBEL

The human evaluation in Sec. 3 uncovered fundamental flaws in REBEL’s annotations (cf. Table 2). With around 70% of the information from the text not present in the gold set of triplets and 45% of the triplets not expressed in the corresponding text,

evaluation on REBEL could result in highly inaccurate performance estimates; e.g., the former translates to false negatives that lead to underestimation of the true precision, while an interaction between the two could result in a rather arbitrary estimate of the true performance. To understand the implications of these findings, we recruit Amazon Mechanical Turk workers who hand-annotate 49 samples from REBEL. This results in a new dataset, a small subset of REBEL, with more accurate gold annotations. We refer to this dataset as REBEL⁺⁺. Importantly, when evaluating predictions against the REBEL⁺⁺ target set, the design of the human-annotation procedure ensures that (i) our estimate of the true precision will be correct (up to human error), and (ii) the measured recall will be an upper bound with a constant multiplicative gap to the true recall for all the models (equal to the portion of triplets that are potentially missing from the curated target set). Appendix F.1 details the human-annotation procedure and further expands on these two points.

First, we treat REBEL’s target set of triplets as predictions of a model, denoted as REBEL Gold, and evaluate them against the human-annotated target set in REBEL⁺⁺. The results, reported in Table 3, show that REBEL’s *gold annotations* achieve an F1 score of 64.5 micro and 43.6 macro, which is low for a dataset to be used for estimating model performance. The large gap between micro and macro scores confirms that the quality of annotations per relation is not uniform.

Second, we repeat the same evaluation procedure with the predictions from our models and observe that (i) SynthIE T5-large is on a par with REBEL Gold in terms of macro performance, and (ii) the SynthIE models have comparable or better performance than GenIE in all metrics (except for SynthIE T5-base on precision). These results are encouraging, especially the relatively small gap in performance between SynthIE T5-large and REBEL’s *gold annotations*. Sec. 5 further expands on why SynthIE models do not achieve an even higher performance than observed when applied on REBEL text.

Finally, we observe that the scores obtained from the evaluation on REBEL⁺⁺ and REBEL are substantially different (compare the numbers in Table 3 vs. Table 4). For the rest of our paper, we will still present the results on REBEL for completeness; however, informed by these findings, we will focus

most of our analysis on SynthIE-text as the test dataset with the highest quality according to the human evaluation in Table 2.

4.3.2 Performance Evaluation

Looking at the results presented in Table 4, we start by noticing that GenIE T5-base, our version based on FLAN-T5, with a score of 68.7 micro and 28.2 macro F1 performs similarly to the original BART version (Josifoski et al., 2022) which achieves 68.9 micro and 30.46 macro F1 scores. However, the performance of the model decreases by half in terms of micro and by almost two-thirds in macro F1 score on SynthIE-text and SynthIE-code. This is due to multiple reasons. Crucially, the annotations per relation in GenIE’s training dataset, REBEL, are not uniform in terms of representation and quality. As a result, the model performs well on a few relations and badly on the rest. This is exposed by the synthetic datasets which (i) contain triplets expressing every relation seen at least once in the REBEL’s training set as opposed to the REBEL’s test set, which does not cover 300 relations (around a third); and (ii) express all of the relations as uniformly as possible. Additionally, while the precision of GenIE also decreases, the F1 performance is particularly affected by the substantial decrease in recall. For instance, on SynthIE-text, in comparison to REBEL, the precision drops by 20 and 2 absolute points while the recall drops by 43 and 20 absolute points, respectively. The drop in recall is more pronounced as a consequence of (i) training on an imbalanced dataset, with non-exhaustive annotations missing 70% of the information; and (ii) evaluation on a balanced, diverse dataset in which almost 85% of the information from the text is present in the target triplet set (see Sec. 3.5).

On the other hand, SynthIE T5-base, which is trained on the synthetically generated SynthIE-code, and differs from GenIE T5-base only in terms of the training data, achieves a 91.4 micro, and an even higher 93.1 macro F1 score on SynthIE-text. Interestingly, the model’s performance on SynthIE-code is lower by 16.5 and 15.0 absolute points in terms of micro and macro, respectively, despite the model being trained on it. Going to the larger SynthIE T5-large model, the performance on both datasets increases, but the gap remains. In fact, this gap is present for all the models and can (at least in part) be explained by the human-evaluation results (Sec. 3.5), which suggest that SynthIE-code has

	<i>Distant Supervision</i>			<i>Synthetically Generated</i>					
	REBEL			SynthIE-text			SynthIE-code		
	Precision	Recall	F1	Precision	Recall	F1	Precision	Recall	F1
Micro									
GenIE T5-base	69.43 ± 0.30	68.03 ± 0.21	68.72 ± 0.24	49.10 ± 0.33	26.69 ± 0.17	34.58 ± 0.20	41.56 ± 0.49	23.94 ± 0.24	30.38 ± 0.30
SynthIE T5-base	18.19 ± 0.16	26.56 ± 0.16	21.59 ± 0.16	92.08 ± 0.17	90.75 ± 0.21	91.41 ± 0.18	79.99 ± 0.29	70.47 ± 0.30	74.93 ± 0.27
SynthIE T5-base-SC	21.51 ± 0.22	23.17 ± 0.26	22.31 ± 0.23	92.79 ± 0.12	90.50 ± 0.10	91.63 ± 0.10	81.58 ± 0.15	69.48 ± 0.29	75.05 ± 0.19
SynthIE T5-large	17.36 ± 0.14	26.24 ± 0.14	20.90 ± 0.13	93.38 ± 0.11	92.69 ± 0.19	93.04 ± 0.13	82.60 ± 0.19	73.15 ± 0.29	77.59 ± 0.24
Macro									
GenIE T5-base	31.99 ± 1.49	27.62 ± 0.88	28.24 ± 1.09	29.82 ± 0.67	11.14 ± 0.15	13.94 ± 0.17	25.78 ± 0.85	9.81 ± 0.10	12.12 ± 0.12
SynthIE T5-base	7.41 ± 0.44	17.58 ± 0.83	8.72 ± 0.54	94.10 ± 0.15	92.42 ± 0.17	93.05 ± 0.11	83.76 ± 0.36	74.05 ± 0.45	77.91 ± 0.42
SynthIE T5-base-SC	8.17 ± 0.44	17.67 ± 0.97	9.14 ± 0.36	94.35 ± 0.19	92.39 ± 0.20	93.15 ± 0.15	84.32 ± 0.32	73.57 ± 0.41	77.88 ± 0.34
SynthIE T5-large	6.83 ± 0.17	18.57 ± 0.64	8.30 ± 0.17	95.27 ± 0.22	94.95 ± 0.13	94.99 ± 0.12	86.43 ± 0.25	78.78 ± 0.27	81.95 ± 0.22

Table 4: **Main results.** Macro and Micro results of GenIE (trained on REBEL’s train set) and SynthIE (trained on SynthIE-code’s train set). As observed in Sec. 4.3, the test set of REBEL is a poor approximation of performance.

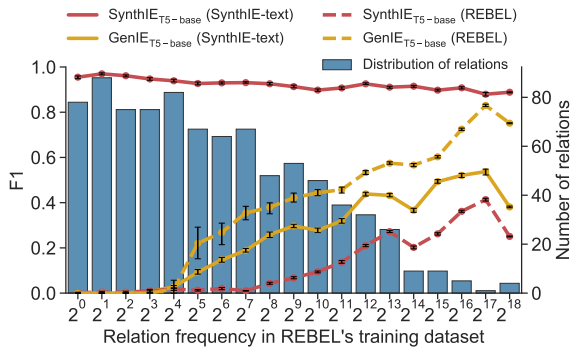


Figure 3: **Impact of the relation frequency.** Relations are bucketed based on their frequency; bucket 2^i contains relations occurring between 2^i and 2^{i+1} times. The histogram shows the number of relations per bucket. The line plots depict the per bucket F1 scores for GenIE and SynthIE evaluated on REBEL and SynthIE-text, with confidence intervals constructed by bootstrapping.

more false positive and false negative annotations than SynthIE-text.

Finally, in addition to decreasing the target sequence length, the subject-collapsed linearization (SynthIE T5-base-SC) slightly improves performance.

4.3.3 Performance by Relation Frequency

There is a natural imbalance in the relation occurrence counts in text. Josifoski et al. (2022) noticed that, in existing datasets, most of the triplets correspond to only a few relations. Training on such data results in models that are good at extracting information concerning a few relations and ignore the rest, which is a major obstacle to exhaustive cIE. For this reason, we recreate one of their analyses.

We bucket relations based on their number of occurrences in REBEL’s training set and compute the per-bucket (micro) F1 performance. The results are reported in Fig. 3. GenIE’s performance follows the same trend on both REBEL and SynthIE-text as test sets. For 46% of the relations which have less than $2^5 = 32$ occurrences, the performance is close to 0. The performance slowly starts to rise for relations with at least $2^5 = 32$ occurrences, reaching a maximum of around 58% F1 for the most frequent relations. Overall, the performance is higher than 50% for buckets that cover only 1.5% of the relations in the dataset. In contrast, training on SynthIE-code, which has a uniform quality and coverage of annotations across relations, makes SynthIE perform well across all frequency buckets. This translates to an F1 performance corresponding to a straight line at the top of the plot, at around 93%.

5 Discussion

Implications for cIE. The lack of a large, balanced, high-quality dataset has been a significant obstacle for cIE. The synthetic data generated by the method proposed in this work satisfies all of the desiderata in terms of size, coverage, and quality (cf. Table 1 and Table 2). As an alternative to REBEL which greatly suffers from both false positives and negatives, SynthIE-text has enabled a substantially more accurate evaluation. Similarly, SynthIE-code has enabled the training of models that perform well on all the relations in the catalog: (i) on REBEL⁺⁺, the still skewed but human annotated version of REBEL, SynthIE has a macro score comparable even to the original REBEL’s *gold annotations*; (ii) on the highest quality test set

SynthIE-text SyntIE pushes the macro F1 score of 14%, for GenIE, to 93% (cf. Table 4 and Fig. 3).

While SyntIE’s performance on REBEL⁺⁺ is comparable to the original *gold annotations*, it is still lower than the performance on SynthIE-text. Analyzing the errors committed by our models and looking at the REBEL data allowed us to uncover an interesting property of cIE. Assume that a model was trained on exhaustively annotated data (the holy grail which is now within reach) and presented with text containing central information that cannot be linked to the KB, (i) either in theory (e.g., “He plays the guitar”) or (ii) under the KB constraints assumed by the model. This would place the model in an undesired space of the likelihood distribution where it is bound to make mistakes. Fortunately, mistakes of this type can be avoided by (i) generating training data that covers such scenarios and/or (ii) expanding the expressivity of models by extending the catalogs or developing novel output formats that go beyond subject, relation, object triplets. The latter allows us to train for exhaustive information extraction, whereas the former relaxes this desideratum. Overall, we believe that SDG could bring us closer to practical cIE systems.

Implications for other tasks. This work focuses on synthetic data generation for cIE as an example use case for a task with a structured output space. However, the methodology can be readily applied to any extraction or parsing task, such as entity linking, open information extraction, or abstract meaning representation (AMR) parsing. With cIE, which necessitates the most information outside of the text input (i.e., knowledge of entities, relations, and their identifiers), arguably being the hardest task, we are confident that applying our approach to these tasks would translate to similar results.

Finally, the proposed methodology is not limited to tasks with structured output spaces. Rather, any problem with an inverse formulation that can be addressed more effectively by the LLM can benefit from our approach.

Limitations

Exhaustive cIE. We focus on exhaustive cIE – a formulation of the task where the model is asked to exhaustively annotate *all the information* expressed in the text. This focus is reflected in the synthetic data generation procedure, where we generate text faithful to the target set. Notably, obtaining a large dataset of comparably faithful text-triplets pairs

was not feasible prior to this work. Our results (see Sec. 4.3) suggest that SynthIE, the line of models trained on such high-quality data, can solve the task of exhaustive cIE remarkably well whenever *all the information* in the text *can be* linked to the KB. However, when this is not possible – either due to missing information in the text or limited model expressivity – the models are placed in an undesired space of the likelihood distribution and, consequently, fail to achieve the same performance. As discussed in Sec. 5, we can address this by modifying the data generation procedure or by expanding the expressivity of our models. However, future work would need to decide how important *exhaustiveness* is for cIE.

Model bias. Synthetic data generation is an integral part of this work. Naturally, relying on an LM to generate the training data opens the door for the LM’s biases to be introduced into the data itself.

Acknowledgements

We would like to thank Debjit Paul and Veniamin Veselovsky for their helpful feedback on a draft version of the paper; and Akhil Arora for providing us with a mapping of Wikipedia page titles to Wikidata identifiers. West’s lab is partly supported by grants from Swiss National Science Foundation (200021_185043), Swiss Data Science Center (P22_08), H2020 (952215), Microsoft Swiss Joint Research Center, and Google, and by generous gifts from Facebook, Google, and Microsoft.

References

- Ateret Anaby-Tavor, Boaz Carmeli, Esther Goldbraich, Amir Kantor, George Kour, Segev Shlomov, Naama Tepper, and Naama Zwerdling. 2020. Do not have enough data? deep learning to the rescue! In *Proceedings of the AAAI Conference on Artificial Intelligence*, volume 34, pages 7383–7390.
- Gabor Angeli, Victor Zhong, Danqi Chen, Arun Tejasvi Chaganty, Jason Bolton, Melvin Jose Johnson Premkumar, Panupong Pasupat, Sonal Gupta, and Christopher D. Manning. 2015. Bootstrapped self training for knowledge base population. In *Proceedings of the 2015 Text Analysis Conference*.
- Laura Banarescu, Claire Bonial, Shu Cai, Madalina Georgescu, Kira Griffitt, Ulf Hermjakob, Kevin Knight, Philipp Koehn, Martha Palmer, and Nathan Schneider. 2013. Abstract meaning representation for sembanking. In *Proceedings of the 7th linguistic annotation workshop and interoperability with discourse*, pages 178–186.

- Tom Brown, Benjamin Mann, Nick Ryder, Melanie Subbiah, Jared D Kaplan, Prafulla Dhariwal, Arvind Neelakantan, Pranav Shyam, Girish Sastry, Amanda Askell, Sandhini Agarwal, Ariel Herbert-Voss, Gretchen Krueger, Tom Henighan, Rewon Child, Aditya Ramesh, Daniel Ziegler, Jeffrey Wu, Clemens Winter, Chris Hesse, Mark Chen, Eric Sigler, Mateusz Litwin, Scott Gray, Benjamin Chess, Jack Clark, Christopher Berner, Sam McCandlish, Alec Radford, Ilya Sutskever, and Dario Amodei. 2020. [Language models are few-shot learners](#). In *Advances in Neural Information Processing Systems*, volume 33, pages 1877–1901. Curran Associates, Inc.
- Arun Chaganty, Ashwin Paranjape, Percy Liang, and Christopher D. Manning. 2017. [Importance sampling for unbiased on-demand evaluation of knowledge base population](#). In *Proceedings of the 2017 Conference on Empirical Methods in Natural Language Processing*, pages 1038–1048, Copenhagen, Denmark. Association for Computational Linguistics.
- Hyung Won Chung, Le Hou, Shayne Longpre, Barret Zoph, Yi Tay, William Fedus, Eric Li, Xuezhi Wang, Mostafa Dehghani, Siddhartha Brahma, Albert Webson, Shixiang Shane Gu, Zhuyun Dai, Mirac Suzgun, Xinyun Chen, Aakanksha Chowdhery, Sharan Narang, Gaurav Mishra, Adams Yu, Vincent Y. Zhao, Yanping Huang, Andrew M. Dai, Hongkun Yu, Slav Petrov, Ed H. Chi, Jeff Dean, Jacob Devlin, Adam Roberts, Denny Zhou, Quoc V. Le, and Jason Wei. 2022. [Scaling instruction-finetuned language models](#). *CoRR*, abs/2210.11416.
- Hady Elsahar, Pavlos Vougiouklis, Arslan Remaci, Christophe Gravier, Jonathon Hare, Frederique Laforest, and Elena Simperl. 2018. [T-REx: A large scale alignment of natural language with knowledge base triples](#). In *Proceedings of the Eleventh International Conference on Language Resources and Evaluation (LREC 2018)*, Miyazaki, Japan. European Language Resources Association (ELRA).
- Luis Galárraga, Jeremy Heitz, Kevin Murphy, and Fabian M. Suchanek. 2014. [Canonicalizing open knowledge bases](#). In *Proceedings of the 23rd ACM International Conference on Conference on Information and Knowledge Management, CIKM 2014, Shanghai, China, November 3-7, 2014*, pages 1679–1688. ACM.
- Jiahui Gao, Renjie Pi, Yong Lin, Hang Xu, Jiacheng Ye, Zhiyong Wu, Xiaodan Liang, Zhenguo Li, and Lingpeng Kong. 2022. [Zerogen⁺: Self-guided high-quality data generation in efficient zero-shot learning](#).
- Tianyu Gao, Adam Fisch, and Danqi Chen. 2021. [Making pre-trained language models better few-shot learners](#). In *Proceedings of the 59th Annual Meeting of the Association for Computational Linguistics and the 11th International Joint Conference on Natural Language Processing (Volume 1: Long Papers)*, pages 3816–3830, Online. Association for Computational Linguistics.
- Or Honovich, Thomas Scialom, Omer Levy, and Timo Schick. 2022. [Unnatural instructions: Tuning language models with \(almost\) no human labor](#). *arXiv preprint arXiv:2212.09689*.
- Pere-Lluís Hugué Cabot and Roberto Navigli. 2021. [REBEL: Relation extraction by end-to-end language generation](#). In *Findings of the Association for Computational Linguistics: EMNLP 2021*, pages 2370–2381, Punta Cana, Dominican Republic. Association for Computational Linguistics.
- Martin Josifoski, Nicola De Cao, Maxime Peyrard, Fabio Petroni, and Robert West. 2022. [GenIE: Generative information extraction](#). In *Proceedings of the 2022 Conference of the North American Chapter of the Association for Computational Linguistics: Human Language Technologies*, pages 4626–4643, Seattle, United States. Association for Computational Linguistics.
- Varun Kumar, Ashutosh Choudhary, and Eunah Cho. 2020. [Data augmentation using pre-trained transformer models](#). *arXiv preprint arXiv:2003.02245*.
- Mike Lewis, Yinhan Liu, Naman Goyal, Marjan Ghazvininejad, Abdelrahman Mohamed, Omer Levy, Veselin Stoyanov, and Luke Zettlemoyer. 2020. [BART: Denoising sequence-to-sequence pre-training for natural language generation, translation, and comprehension](#). In *Proceedings of the 58th Annual Meeting of the Association for Computational Linguistics*, pages 7871–7880, Online. Association for Computational Linguistics.
- Junlong Li, Zhuosheng Zhang, and Hai Zhao. 2022. [Self-prompting large language models for open-domain qa](#).
- Yu Meng, Jiabin Huang, Yu Zhang, and Jiawei Han. 2022a. [Generating training data with language models: Towards zero-shot language understanding](#).
- Yu Meng, Jiabin Huang, Yu Zhang, and Jiawei Han. 2022b. [Generating training data with language models: Towards zero-shot language understanding](#). *arXiv preprint arXiv:2202.04538*.
- Yu Meng, Martin Michalski, Jiabin Huang, Yu Zhang, Tarek Abdelzaher, and Jiawei Han. 2022c. [Tuning language models as training data generators for augmentation-enhanced few-shot learning](#).
- Biswesh Mohapatra, Gaurav Pandey, Danish Contractor, and Sachindra Joshi. 2020. [Simulated chats for building dialog systems: Learning to generate conversations from instructions](#). *arXiv preprint arXiv:2010.10216*.
- Yannis Papanikolaou and Andrea Pierleoni. 2020. [Dare: Data augmented relation extraction with gpt-2](#). *arXiv preprint arXiv:2004.13845*.

- Gaurav Sahu, Pau Rodriguez, Issam H. Laradji, Parmida Atighehchian, David Vazquez, and Dzmitry Bahdanau. 2022. [Data augmentation for intent classification with off-the-shelf large language models](#).
- Timo Schick, Jane Dwivedi-Yu, Zhengbao Jiang, Fabio Petroni, Patrick Lewis, Gautier Izacard, Qingfei You, Christoforos Nalmpantis, Edouard Grave, and Sebastian Riedel. 2022. Peer: A collaborative language model. *arXiv preprint arXiv:2208.11663*.
- Timo Schick and Hinrich Schütze. 2021. [Generating datasets with pretrained language models](#). In *Proceedings of the 2021 Conference on Empirical Methods in Natural Language Processing*, pages 6943–6951, Online and Punta Cana, Dominican Republic. Association for Computational Linguistics.
- Zhihong Shao, Yeyun Gong, Yelong Shen, Minlie Huang, Nan Duan, and Weizhu Chen. 2023. [Synthetic prompting: Generating chain-of-thought demonstrations for large language models](#).
- Ryan Smith, Jason A. Fries, Braden Hancock, and Stephen H. Bach. 2022. [Language models in the loop: Incorporating prompting into weak supervision](#).
- Nitish Srivastava, Geoffrey Hinton, Alex Krizhevsky, Ilya Sutskever, and Ruslan Salakhutdinov. 2014. [Dropout: A simple way to prevent neural networks from overfitting](#). *Journal of Machine Learning Research*, 15(56):1929–1958.
- Ilya Sutskever, James Martens, and Geoffrey E. Hinton. 2011. [Generating text with recurrent neural networks](#). In *Proceedings of the 28th International Conference on Machine Learning, ICML 2011, Bellevue, Washington, USA, June 28 - July 2, 2011*, pages 1017–1024. Omnipress.
- Ilya Sutskever, Oriol Vinyals, and Quoc V. Le. 2014. [Sequence to sequence learning with neural networks](#). In *Advances in Neural Information Processing Systems 27: Annual Conference on Neural Information Processing Systems 2014, December 8-13 2014, Montreal, Quebec, Canada*, pages 3104–3112.
- Christian Szegedy, Vincent Vanhoucke, Sergey Ioffe, Jonathon Shlens, and Zbigniew Wojna. 2016. [Re-thinking the inception architecture for computer vision](#). In *2016 IEEE Conference on Computer Vision and Pattern Recognition, CVPR 2016, Las Vegas, NV, USA, June 27-30, 2016*, pages 2818–2826. IEEE Computer Society.
- Denny Vrandečić. 2012. Wikidata: A new platform for collaborative data collection. In *Proceedings of the 21st international conference on world wide web*, pages 1063–1064.
- Alex Wang, Amanpreet Singh, Julian Michael, Felix Hill, Omer Levy, and Samuel R Bowman. 2018. Glue: A multi-task benchmark and analysis platform for natural language understanding. *arXiv preprint arXiv:1804.07461*.
- Zirui Wang, Adams Wei Yu, Orhan Firat, and Yuan Cao. 2021. [Towards zero-label language learning](#). *CoRR*, abs/2109.09193.
- Yiben Yang, Chaitanya Malaviya, Jared Fernandez, Swabha Swayamdipta, Ronan Le Bras, Ji-Ping Wang, Chandra Bhagavatula, Yejin Choi, and Doug Downey. 2020. [Generative data augmentation for commonsense reasoning](#). In *Findings of the Association for Computational Linguistics: EMNLP 2020*, pages 1008–1025, Online. Association for Computational Linguistics.
- Jiacheng Ye, Jiahui Gao, Qintong Li, Hang Xu, Jiangtao Feng, Zhiyong Wu, Tao Yu, and Lingpeng Kong. 2022. [Zerogen: Efficient zero-shot learning via dataset generation](#).

A LLM cIE failure cases

In Fig. 4 we showcase examples of LLMs not being able to solve the problem of cIE effectively. While `text-davinci-003` can often identify the core information in the text, it is not able to map the names into the Wikidata entities or relations.

B Synthetic Data Generation

In this section, we give details on the sampling and the synthetic data generation process. Additionally, we provide examples of prompts used to generate the data in Fig. 5, as well as generated sentences with `text-davinci-003` and `code-davinci-002` in Table 6.

B.1 Details about the Knowledge Graph

We first select entities and relations which in appear in the REBEL dataset as described in Sec. 3.1. We filter out all the entities whose name cannot be associated with a Wikipedia page. This subset comprises of 2,715,483 entities and 888 relations. We also exclude entities with a degree of 0, as they do not contribute to any facts in the graph. As a result, our filtered graph includes 2,715,483 nodes and 17,655,864 edges. It is worth noting that our synthetic data generation approach can easily be applied to larger subsets of the Wikidata KG or even the full KG. However, we subsample the KG to remain comparable to previous research.

B.2 Triplet Sampling

To sample a coherent triplet set, we follow the iterative procedure explained in Sec. 3.2. The parameters involved in this procedure: (i) the *number of triplets* per triplet sets and (ii) the *bias factor*. We sample the number of triplets from a Poisson distribution of mean 3. Assuming a triplet set comprising N different entities, the next (subject or object) entity is sampled from a probability distribution where entities: (i) not appearing in the triplet set are sampled with probability proportional to 1; (ii) entities already appearing in the triplet set are assigned a probability proportional to $(N + 1 - r)^{bf}$, where bf is the bias factor and r is the rank of the current triplet. To choose the bias factor, we fix a random seed for starting nodes and apply the sampling procedure described above for varying choices of bias factor ([1, 3, 7, 10]). We manually inspect the result triplet set and judge their coherence. We find that 7 and 10 yield good coherence but 7 allows for more diversity, whereas 10 always

parameter	code-davinci-002	text-davinci-003
max_tokens	100	50
temperature	0.7	0.7
top-p	1	1
frequency_penalty	0.2	0.2
presence_penalty	0	0
stop	"\n"	"\n"
n	1	1
best_of	5	1

Table 5: **Optimal generation parameters for OpenAI models.**

focuses on a single anchor entity. Therefore, we fix the bias factor to 7.

For sampling the starting point, we opt for mixed strategy described in Sec. 3.2. The parameters for this procedure are the dampening factor d of the entity and relation distributions as well as K : how often do we recompute the entity and relation distribution from the empirical observation in the current sample (and switch strategy). To choose these parameters, we sample 120K data points with varying d ([0.01, 0.05, 0.1, 0.5, 1]) and K ([2K, 10K, 20K, 120K]). A dampening factor of 1 means no dampening, and $K = N$ the number of samples means no computation of empirical distributions and only using the relation-based strategy. We then look at the skewness, entropy and median number of appearance of relations among the 120K sampled triplet sets, as well as the number of entities covered. We found that a good compromise is given by $d = 0.01$, $K = 20K$.

B.3 Triplet Set to Text

Choice of LLM. The model `code-davinci-002` has been trained on a mix of language and code with further instruction finetuning. `text-davinci-003` was further finetuned with reinforcement learning from human feedback making it more effective at zero-shot learning with instructions but less capable of in-context learning. We query the models through the OpenAI API.

Inference costs. At the time of writing, `code-davinci-002` was free with a limitation of 20 requests and 150k tokens per minute. Therefore, the cost for constructing the SynthIE-code dataset was \$ 0. `text-davinci-003` was priced at \$ 0.02 per 1K tokens, and the total cost of constructing the SynthIE-text was \$ 223.55.

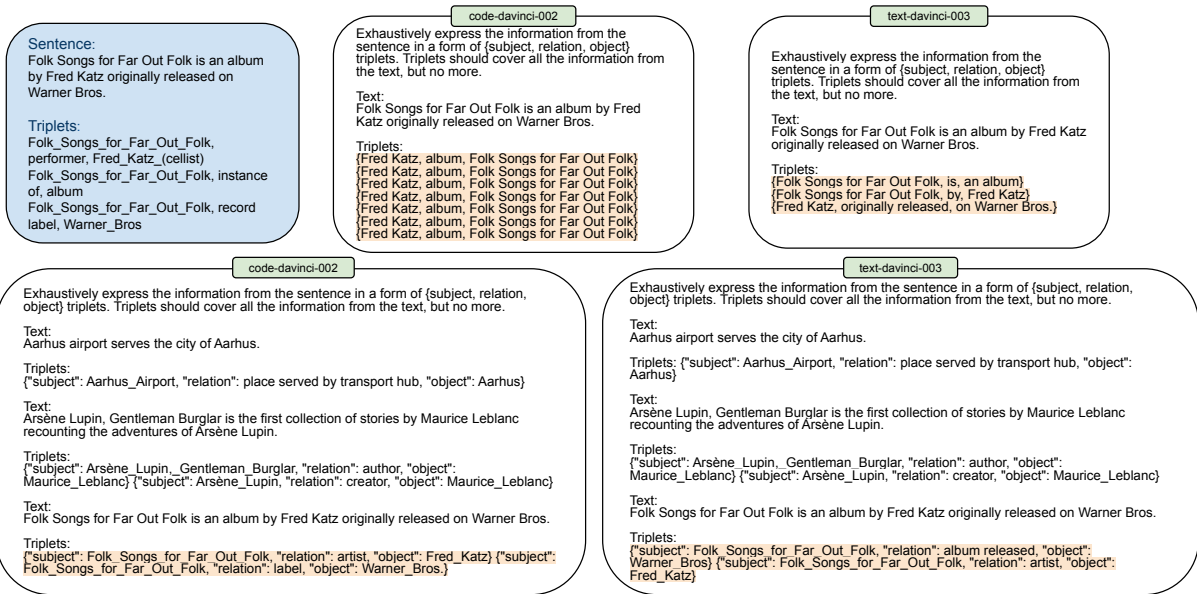


Figure 4: **Examples of failure cases of LLMs attempts to solve cIE task.** In some cases, models are not able to recognise all the facts present in the sentence. Even when this is possible, they are not able to map subjects, relations, and objects to Wikidata concepts.

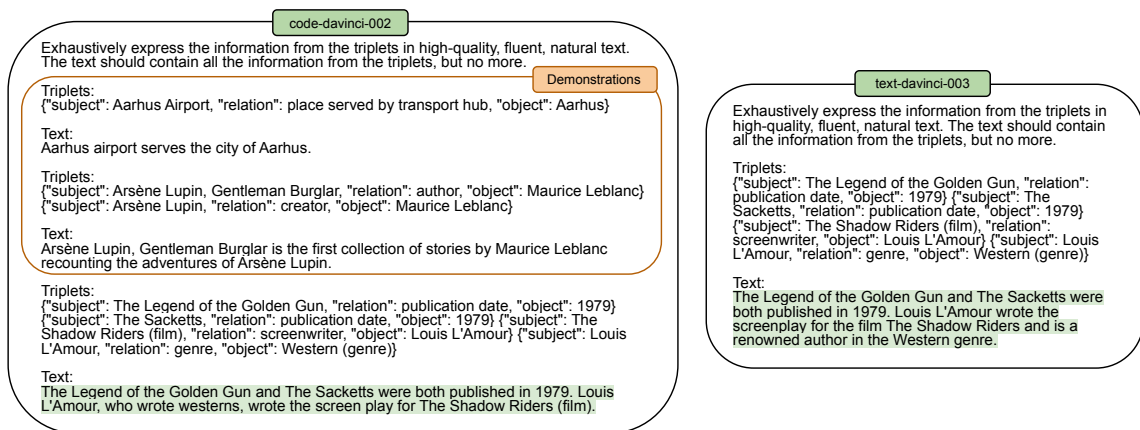


Figure 5: **Examples of prompts to LLMs.** We present the best prompts for both models, `text-davinci-003` and `code-davinci-002`. `code-davinci-002` makes use of demonstrations. Text highlighted in green corresponds to the output of the model.

Instructions

You will be given a sentence and a list of facts that the sentence possibly expresses. Your task is to mark which of the listed facts are explicitly expressed in the sentence. If none of the facts are expressed in the sentence, you shouldn't select any of the options.

Facts are given in the format (subject; relation; object). For example, the sentence "Joe Biden was born in Pennsylvania" expresses the fact (Joe Biden; place of birth; Pennsylvania).

There are 10 tasks per HIT. Once you finish with the current task, you can move to the next one using the Next button. You may submit once you're done with all 10 tasks.

Example

Consider the sentence: "Biden is a politician born in Pennsylvania in 1942."

Possible facts:

- (United States of America; president; Joe Biden) – It is not explicitly stated in the given sentence that Biden is president of the United States, so you should not select this option
- (Joe Biden; place of birth; Pennsylvania) – this fact is explicitly stated in the sentence, so you should select this option
- (Joe Biden; occupation; politician) – this fact is stated in the sentence, so you should select this option

Note that the given sentence also expresses the fact (Joe Biden; date of birth; 1942), but since this fact isn't among the options, you cannot select it.

There will be examples where the true answer is obvious, and not answering those correctly will lead to rejection.

Which of these facts are expressed in the following sentence? (1/10)

Sentence: The 2004 Monaco Grand Prix (formally the LXII Grand Prix de Monaco) was a Formula One motor race held on 23 May 2004, at the Circuit de Monaco; contested over 77 laps, it was the sixth race of the 2004 Formula One season.

Facts set:

- (2004 Monaco Grand Prix; location; Circuit de Monaco)
- (2004 Monaco Grand Prix; event distance; 77)
- (2004 Monaco Grand Prix; part of; 2004 Formula One World Championship)
- (2004 Formula One World Championship; point in time; 2004)
- (2004 Formula One World Championship; sports season of league or competition; Formula One)

Figure 6: **Mturk setting.** Workers are presented with the sentence and a list of triplets. Their task is to decide which triplets are present in the presented sentence. They are also presented with detailed instructions and examples.

B.4 SDG Evaluation

B.4.1 Computing Performance Metrics

To compute the precision and recall (cf. Appendix D), we need the number of: (i) target triplets; (ii) correctly predicted triplets; (iii) triplets expressed in the text (i.e., the total number of predicted triplets).

Number of target triplets. This number can be trivially calculated by simply counting the number of triplets in the target set, which comes from REBEL.

Number of correctly predicted triplets. We estimate this quantity by hiring Amazon Mechanical Turk (MTurk) workers to annotate the data. They are presented with a sentence and a set of triplets and asked to select those actually expressed in the sentence. A more detailed description of the task is provided in Appendix B.4.2. Appendix B.4.3 details the quality checks and the inter-annotator agreement for the task. In conclusion, this procedure leaves us with the number of correctly predicted triplets and allows us to compute the micro- and macro-recall.

Number of triplets expressed in the text. For this analysis, we aim to exhaustively annotate all the information in the text, even that which is not contained in the triplet set. However, doing this properly requires a non-trivial understanding of the closed information extraction task. Because of that, we opted to estimate this number with three of the authors acting as annotators. Appendix B.4.4 contains the details of the annotation procedure. Given the number of total triplets in the text, we can calculate the micro-precision using the standard

definition. This estimate of the precision is, in fact, a (very) tight upper bound on the true precision for each model, as there may exist triplets that were accidentally missed by the annotators. Finally, we note that to enable exhaustive annotation, we relaxed the catalog constraints on the relations in the annotated triplets, which prevented us from computing the macro-precision.

B.4.2 Human Annotation Task

For each annotation task, we presented the MTurk workers with a single text. Along with the text, a list of potential triplets was provided, and the workers were instructed to indicate which of the triplets were present in the text. In the instructions, we included an example text, a set of triplets paired with explanations why each should or should not be marked, as depicted in Fig. 6.

B.4.3 Quality of annotations

To ensure high-quality annotations, we took the following measures:

- **Crowdworkers criteria.** In an attempt to get reliable ratings, we recruited workers that have previously completed at least 1000 tasks with 99% acceptance rate. Workers were restricted by location to US, UK and Canada. We targeted a pay rate of \$ 8-10 per hour, guided by US minimum wage.
- **Honeypots.** Each MTurk task consisted of 10 rating tasks. Among the 10 rating tasks, there were 1-2 honeypots, each constructed by randomly selecting two different REBEL samples and pairing the sentence from the first sample with the target set from the second. In

this case, workers were expected not to mark any of the given triplets, as none of them were expressed in the sentence. This allowed us to filter out unreliable workers.

- **Multiple annotators.** Each task was done by three different workers. The final set of triplets expressed in the sentence was constructed by considering the majority vote for each of the triplet in the set. The Fleiss’ kappa was 0.2239.

B.4.4 Precision Annotation Procedure

The annotation was performed in two steps. In the first step, one of the annotators annotated every sentence with the triplets expressed in the text external to the original triplet set. In the second step, two other annotators independently decided whether each annotated triplet is indeed expressed in the generated text. This was done without knowing whether the text-triplets pair came from REBEL or one of our synthetically generated datasets. The estimated prediction set was constructed as the union of the original triplet set and the missing triplets that the annotators provided.

C Datasets

REBEL Following the processing in Josifoski et al. (2022), we adapt REBEL (Huguet Cabot and Navigli, 2021) for close information extraction by linking entities to their corresponding Wikipedia page and filtering out those that do not have an associated Wikipedia page (i.e., entities not associated to a unique name). The original dataset is created from Wikipedia abstracts. It consists of an alignment between sentences, Wikipedia hyperlinks, and their corresponding Wikidata entities and relations. REBEL proposed an alignment expanding on Elshahar et al. (2018), a pipeline of mention detection, coreference resolution, entity disambiguation, and then mapping triplets to each sentence. Huguet Cabot and Navigli (2021) further filtered false positives using a natural language inference model to check if the relation was truly entailed by the text. We use the processed version of the dataset for training and testing. Sec. 3.4 contains additional statistics and analysis of the dataset.

D Performance Metrics

We measure standard precision, recall, and F1 for all settings. A fact is regarded as correct if the

relation and the two corresponding entities are all correct. More precisely, we denote the set of all predicted triplets of a document $d \in \mathcal{D}$ as P_d , and the set of gold triplets as G_d . Then:

$$\text{micro-precision} = \sum_{d \in \mathcal{D}} |P_d \cap G_d| / \sum_{d \in \mathcal{D}} |P_d|, \quad (1)$$

and

$$\text{micro-recall} = \sum_{d \in \mathcal{D}} |P_d \cap G_d| / \sum_{d \in \mathcal{D}} |G_d|. \quad (2)$$

Micro scores are useful for measuring the overall performance of a model, but they are less informative for imbalanced datasets (e.g., when some entities or relations are disproportionately more present in both training and test sets). Indeed, micro scores assign equal weight to every sample, while macro scores assign equal weight to every class. For this reason, we also measure and report performance in terms of macro scores. If we denote $P_d^{(r)}$ and $G_d^{(r)}$ as the predicted and gold set only containing the relation $r \in \mathcal{R}$ of a document d , then macro-precision is defined as:

$$\frac{1}{|\mathcal{R}|} \sum_{r \in \mathcal{R}} \left(\sum_{d \in \mathcal{D}} |P_d^{(r)} \cap G_d^{(r)}| / \sum_{d \in \mathcal{D}} |P_d^{(r)}| \right), \quad (3)$$

and macro-recall as:

$$\frac{1}{|\mathcal{R}|} \sum_{r \in \mathcal{R}} \left(\sum_{d \in \mathcal{D}} |P_d^{(r)} \cap G_d^{(r)}| / \sum_{d \in \mathcal{D}} |G_d^{(r)}| \right). \quad (4)$$

E Output Linearization

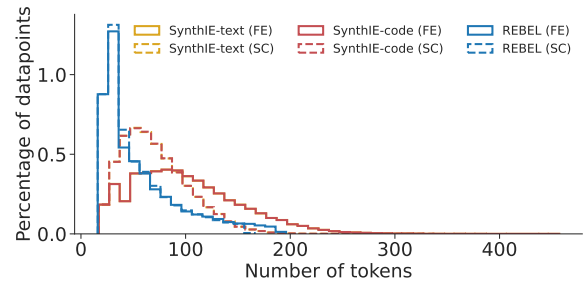


Figure 7: **Histogram of the number of output tokens according to different linearization strategies.** The subject-collapsed (SC) linearization results in shorter sequences – an effect which is particularly pronounced for SynthIE-code and SynthIE-text where the triplet sets are more exhaustive.

triplets	rebel text	text-davinci-003	code-davinci-002
(Samsung Galaxy Xcover 3; operating system; Android (operating system)), (Samsung Galaxy Xcover 3; manufacturer; Samsung Electronics)	The Samsung Galaxy Xcover 3 is an Android smartphone produced by Samsung Electronics and released in July 2015.	The Samsung Galaxy Xcover 3 is a smartphone manufactured by Samsung Electronics that runs on the Android operating system.	The Samsung Galaxy Xcover 3 is a smartphone manufactured by Samsung Electronics that runs the Android operating system.
(Cleveland Cavaliers; league; National Basketball Association)	During his freshman year he helped lead them to a West Coast Athletic Conference championship and a berth into the 1985 NCAA Tournament, where Pepperdine would lose in the first round. Middlebrooks was named the WCAC Freshman of the Year. The following season, the Waves once again won the WCAC, qualified for the 1986 NCAA Tournament, and lost in the first round. This would be Middlebrooks' last experience with the NCAA Tournament as the Waves did not make it during his junior season and only qualified for the 1988 National Invitation Tournament in his senior year.	The Cleveland Cavaliers are a professional basketball team that plays in the National Basketball Association (NBA).	The Cleveland Cavaliers are a professional basketball team based in Cleveland, Ohio. They compete in the National Basketball Association (NBA) as a member of the league's Eastern Conference Central Division.
(Pix Brook; located in the administrative territorial entity; Hertfordshire), (Pix Brook; mouth of the watercourse; River Hiz), (Hertfordshire; shares border with; Bedfordshire), (Bedfordshire; shares border with; Hertfordshire), (River Hiz; tributary; Pix Brook)	Pix Brook is a stream that flows through Letchworth Garden City in Hertfordshire, Stotfold in Bedfordshire, and meets the River Hiz north of Arlesey.	Pix Brook is located in the administrative territorial entity of Hertfordshire, and is the mouth of the watercourse River Hiz, which is a tributary of Pix Brook. Hertfordshire shares a border with Bedfordshire, and likewise Bedfordshire shares a border with Hertfordshire.	Pix Brook is a tributary of the River Hiz and is located in Hertfordshire, which borders with Bedfordshire.
(1999 Nunavut general election; point in time; 1999)	David Iqaqrialu (born July 2, 1954) is a former territorial level politician from Clyde River, Northwest Territories (now Nunavut), Canada. He served as a member of the Nunavut Legislature from 1999 until 2004.	The 1999 Nunavut general election took place in 1999.	The 1999 Nunavut general election was held in 1999.
(Poltava Governorate; country; Russian Empire)	Andriy Bobyr was born in the village of Nychporivka, in the Poltava Governorate of the Russian Empire.	The Poltava Governorate was part of the Russian Empire.	Poltava Governorate was part of the Russian Empire.
(United States; contains administrative territorial entity; Wisconsin), (Wisconsin; located in the administrative territorial entity; United States)	This genus contains six species that are distributed across the Eastern continental United States as far west as Oklahoma and Wisconsin.	The United States contains the administrative territorial entity of Wisconsin, which is located within the United States.	Wisconsin is a state in the United States.
(Two Weeks with the Queen; publication date; 1990), (Two Weeks with the Queen; author; Morris Gleitzman)	Two Weeks with the Queen is a 1990 novel by Australian author Morris Gleitzman.	Two Weeks with the Queen, a novel by Morris Gleitzman, was first published in 1990.	Morris Gleitzman's book "Two Weeks with the Queen" was published in 1990.
(Ciudad del Este; country; Paraguay)	Antonio Oddone Sarubbi", is a football stadium in the city of Ciudad del Este, Paraguay.	Ciudad del Este is located in Paraguay.	Ciudad del Este is a city in Paraguay.

Table 6: **Text comparison for REBEL triplet sets** This table contains original REBEL data, as well as text generated using two OpenAI models, `code-davinci-002` and `text-davinci-003`, for the same triplet sets. Synthetic data samples are better in terms of recall, and especially precision, but remain fluent. Samples that are overall better in terms of precision, recall, and fluency are bolded.

Dataset	# Data Points			# Triplets			# Entities			# Relations		
	train	val	test	train	val	test	train	val	test	train	val	test
REBEL	2,813,210	155,926	156,449	7,187,915	397,326	398,252	2,038,741	205,080	205,549	1071	691	690
REBEL*	2,069,780	114,448	114,953	4,642,624	256,327	257,129	1,537,472	151,617	151,997	865	595	580
SynthIE-code	1,815,378	10,000	50,286	6,055,911	34,262	172,991	1,806,126	27,553	105,176	888	883	888
SynthIE-code*	1,669,708	9,222	46,210	5,482,658	31,073	156,350	1,668,198	25,295	96,337	876	869	876
SynthIE-text	–	10,000	50,286	–	34,262	172,991	–	27,553	105,176	–	883	888
SynthIE-text*	–	9,230	46,295	–	31,117	156,805	–	25,323	96,483	–	869	876

Table 7: **Statistics of the datasets.** *The filtered version of the dataset used in this work. We filter out data points that have: (i) triplets in their respective target set corresponding to entities and relations outside of the pre-defined knowledge base constrained (cf. Sec. 4.1); (ii) input longer than 256 tokens; (iii) linearized output longer than 256 tokens (always according to the longer fully expanded linearization schema in order to keep the same data points across runs).

In Sec. 4.1, we introduced two output linearization methods: (i) *fully expanded* (FE) and (ii) *subject collapsed* (SC). This section expands on the two methods. Table 8 presents example outputs.

Fully expanded linearization (FE). FE mapping, used by GenIE, starts by linearizing each (subject, relation, object) triplet by using the delimiters [s], [r], [o] to demarcate the start of the subject entity, the relation type, and the object entity, respectively. The end of each triplet is demarcated with [e]. The final representation y is constructed by concatenating the textual representations of all of the triplets in the set y_{set} . The advantage of this method lies in its simplicity, however, with most textual sequences introducing several facts per entity (most concerning the same subject), many entities are repeated. To alleviate this, we consider SC mapping.

Subject collapsed linearization (SC). SC mapping, used by Huguet Cabot and Navigli (2021), starts by grouping all of the triplets based on the subject and then linearizing them separately by expressing the group’s subject once and then listing the relation and object for each of the triplets in alternating fashion, demarcating the start of each part with the previously introduced delimiters. The end of each triplet group is demarcated by the same delimiter [e], and the final representation is constructed by concatenating the textual representations of all of the triplet groups. The SC linearization results in shorter target sequences at the cost of more complex subpart dependencies in the output. Figure Fig. 7 captures this effect for the datasets considered in this work. This effect is particularly pronounced for SynthIE-code and SynthIE-text where the triplet sets are more exhaustive, leading to repetitions. For REBEL, which is missing

Triplet Set	(Mount Lanning; instance; Mountain), (Mount Lanning; mountain; Sentinel_Range), (Newcomer Glacier; mountain; Sentinel_Range)
Fully Expanded	[s] Mount_Lanning [r] instance of [o] Mountain [e] [s] Mount_Lanning [r] mountain range [o] Sentinel_Range [e] [s] Newcomer_Glacier [r] mountain range [o] Sentinel_Range [e]
Subject Collapsed	[s] Mount_Lanning [r] instance of [o] Mountain [e] [r] mountain range [o] Sentinel_Range [e] [s] Newcomer_Glacier [r] mountain range [o] Sentinel_Range [e]

Table 8: **Example for the different linearization methods.** In the first row, we showcase the original triplet set. The following two rows show the linearization of the original triplet set according to the two methods we consider: fully expanded and subject collapsed.

many triplets from the target set the difference is not substantial.

While the sequence representation has an intrinsic notion of order, the output set of triplets does not. To mitigate the effects of this discrepancy, we enforce a consistent ordering of the target triplets during training by considering first the triplets corresponding to subjects appearing earlier in the sentence. Ties are resolved by the appearance position of the object entity. Whenever the triplets’ entities are not linked to entity mentions in the textual input, we use a heuristic that links each entity to the largest sequence of words from the textual input appearing in the entity name (or to the beginning of the sentence in case of no overlap).

F SynthIE in Action

F.1 Human Evaluation of REBEL

F.1.1 Constructing REBEL⁺⁺

Choice of data points. We started by randomly selecting 300 data points from REBEL’s test set, ordering them according to their corresponding numeric identifier (ID), and printing their ID and input text (crucially, *without* looking at the target triplets). By manually inspecting them in order, we

selected sentences until we reached 51.¹ We used three simple criteria for choosing the data points.

Criterion 1: The text should have substantial "extractable" information.

One of the samples that were discarded due to this criterion is "In addition to saxophone, he plays clarinet, bass clarinet, French horn, flute, and cornet." Rationale: Without extractable information, we would be spending our "sample budget" on examples that cannot be resolved even in theory and are, therefore, misleading and not informative.

Criterion 2: The central information of the text should not be of a literal type.

One of the samples that were discarded due to this criterion is: "Incumbent Republican Alfred E. Driscoll defeated Democratic nominee Elmer H. Wene with 51.54% of the vote."

Rationale: GenIE (Josifoski et al., 2022) does not support literals. While extending GenIE (and therefore SynthIE) to literals is possible, that is not the focus of our work. To isolate the effect of synthetic data, we choose to keep the same setting as Josifoski et al. (2022) and limit ourselves to relations that do not rely on literal arguments. Therefore, none of the models can resolve such examples (in practice). Considering this, following the same rationale as in Criterion 1, we discard them.

Criterion 3: The sentences that we include should be as diverse as possible.

For instance, we have selected "Peasley Cross railway station served the central southern area of St Helens, England.", but discarded "Papanui railway station served the suburb of Papanui in northern Christchurch, New Zealand."

Rationale: Most of the triplets in REBEL concern only a few relations, and many instances of the same relation appear in similar contexts. To maximize the information gained from the experiment, we chose a diverse set of text samples.

Construction of target-triplet candidate sets. It is relatively straightforward and accurate to establish which of the triplets in a given set are expressed in a specific text by considering whether each of them is expressed separately (see Appendix B.4). However, providing workers with our entity catalog containing around 2.6M and the relation catalog of 888 items and asking them to exhaustively annotate the sentence is a difficult task that is bound to result in inaccurate annotations. To circumvent this issue, instead of asking annotators to exhaustively

annotate a sentence, we cast the task of (almost) exhaustive annotation as one of precision, where we provide the annotators with a larger "target set" of candidate triplets and ask them to establish which of triplets are expressed in the text. This process will be as exhaustive as the recall of the candidate set, i.e., we will (correctly) detect the triplets within the candidate set that are expressed in the text and overlook any triplets outside of the candidate set.

In the construction of REBEL⁺⁺, for each data-point, we construct the candidate target set as the union of the triplets in the corresponding target set in REBEL and the set of predicted triplets by SynthIE T5-large. The rationale here is as follows. We start from the assumption that any candidate target set should be a super-set of the target set in REBEL, which we know is not exhaustive. Therefore, to increase the coverage, we enlarge the target set in REBEL with the predictions of our best model SynthIE T5-large, which is trained to provide exhaustive annotations. The human annotators will filter out any incorrectly annotated triplets in the candidate target set.

Furthermore, this annotation of this particular set of triplets ensures that the estimation of precision and recall for our models of interest is particularly accurate. We discuss these consequences in Sec. F.1.2 and Sec. F.1.3

Human annotation task. The annotation process was conducted in two MTurk tasks – one for establishing the correct triplets from the REBEL’s target set and one for establishing the correct triplets from the predictions generated by our best model SynthIE T5-large – presented in the same way as the task described in Appendix B.4.2. We follow this annotation procedure for each of the 51 data points and take the union of the triplets selected in the two tasks as the (human-annotated) target set for REBEL⁺⁺.

Quality of annotations. To ensure high-quality annotations, we followed the check described in Appendix B.4.3. The Fleiss’ kappa for this task was 0.3476.

Following Criterion 1, we also discarded two data points that had no triplets in the target set for REBEL⁺⁺ (i.e., none of the triplets in the REBEL’s target set or SynthIE T5-large’s predictions were correct according to the majority of the annotators).

¹50, and 1 as a backup.

F.1.2 Precision on REBEL⁺⁺

To compute the precision (see Appendix D), we need the number of: (i) predicted triplets; and (ii) correctly predicted triplets.

The total number of predicted triplets across all documents $d \in \mathcal{D}$, by the model m , is given as:

$$P_m = \sum_{d \in \mathcal{D}} |P_{d,m}| \quad (5)$$

where $P_{m,d}$ is the set of triplets predicted by model m for document d . This number can be trivially calculated for any model and dataset.

Let G_d be the gold set of triplets in the REBEL⁺⁺ dataset and $G_d^* = G_d \cup U$ the *true* set of target triplets where U corresponds to the set of triplets in the text that are missing from G_d . With this notation, the total number of correctly predicted triplets across all documents $d \in \mathcal{D}$, by the model m , is defined as:

$$C_m^* = \sum_{d \in \mathcal{D}} |P_{m,d} \cap G_d^*| \quad (6)$$

Since G_d^* is unknown in practice, to estimate precision, we rely on

$$C_m = \sum_{d \in \mathcal{D}} |P_{d,m} \cap G_d|. \quad (7)$$

However, in the construction of the gold set of triplets in REBEL⁺⁺, for document d , the human annotators considered the triplets $A_d = P_{d,REBELGold} \cup P_{d,SynthIE T5-large}$ where $P_{REBELGold}$ corresponds to the gold (target) set of triplets in REBEL (as the predictions of a model REBEL_{Gold}) and $P_{SynthIE T5-large}$ to the predictions from SynthIE T5-large. As a consequence, for REBEL_{Gold} and SynthIE T5-large the estimated and the true total number of correctly predicted triplets, and therefore the estimated and the true micro- and macro-precision will be equivalent (up to human error). More generally, for any model m , if:

$$\sum_{d \in \mathcal{D}} |P_{m,d} \cap G_d^*| \approx \sum_{d \in \mathcal{D}} |P_{m,d} \cap A_d \cap G_d^*| \quad (8)$$

the true precision will be estimated well by the standard precision on the REBEL⁺⁺. Considering that GenIE was trained on REBEL, and SynthIE T5-base is a smaller version of SynthIE T5-large, this criterion should be satisfied, and therefore, we expect to have good estimates of micro and macro-precision for these models as well.

F.1.3 Recall on REBEL⁺⁺

The previous section argues that, for all of the models of interest, $C_m \approx C_m^*$. As a consequence, using the same notation as the previous section, for the computation of the micro-recall (see Appendix D) of model m , we have:

$$\begin{aligned} \text{micro-R}_m^* &= \frac{C_m^*}{\sum_{d \in \mathcal{D}} |G_d^*|} \\ &\approx \frac{C_m}{\sum_{d \in \mathcal{D}} |G_d^*|} \\ &= \frac{C_m}{\sum_{d \in \mathcal{D}} |G_d|} \times \frac{\sum_{d \in \mathcal{D}} |G_d|}{\sum_{d \in \mathcal{D}} |G_d^*|} \\ &= \text{micro-R}_m \times \text{micro-R}_{REBEL^{++}}^* \end{aligned}$$

A similar argument can be made for the macro-recall (see Appendix D for the formal definition). Let $C_m^{(r)}$, $C_m^{*(r)}$, $G_d^{(r)}$, $G_d^{*(r)}$ denote their respective quantities as before but computed on the subset of triplets corresponding to relation $r \in \mathcal{R}$. Then, for model m , we have:

$$\begin{aligned} \text{macro-R}_m^* &= \frac{1}{|\mathcal{R}|} \sum_{r \in \mathcal{R}} \frac{C_m^{*(r)}}{\sum_{d \in \mathcal{D}} |G_d^{*(r)}|} \\ &\approx \frac{1}{|\mathcal{R}|} \sum_{r \in \mathcal{R}} \frac{C_m^{(r)}}{\sum_{d \in \mathcal{D}} |G_d^{*(r)}|} \\ &= \frac{1}{|\mathcal{R}|} \sum_{r \in \mathcal{R}} \frac{C_m^{(r)}}{\sum_{d \in \mathcal{D}} |G_d|} \times \frac{\sum_{d \in \mathcal{D}} |G_d^{(r)}|}{\sum_{d \in \mathcal{D}} |G_d^{*(r)}|} \\ &\approx \frac{1}{|\mathcal{R}|} \sum_{r \in \mathcal{R}} \frac{C_m^{(r)}}{\sum_{d \in \mathcal{D}} |G_d|} \times \frac{\sum_{d \in \mathcal{D}} |G_d|}{\sum_{d \in \mathcal{D}} |G_d^*|} \\ &= \text{macro-R}_m \times \text{macro-R}_{REBEL^{++}}^* \end{aligned}$$

However, the equivalence, in this case, relies on an additional assumption used in the penultimate equality: the recall of the ground truth annotations in REBEL⁺⁺ should be approximately the same across all relations.