

VISUAL ABSTRACTION AND REASONING THROUGH LANGUAGE

Giacomo Camposampiero*, Loïc Houmard*,

Benjamin Estermann, Joël Mathys, Roger Wattenhofer

ETH Zürich, Switzerland

{gcamposampie, lhoumard, estermann, jmathys, wattenhofer}@ethz.ch

ABSTRACT

While Artificial Intelligence (AI) models have achieved human or even superhuman performance in narrowly defined applications, they still struggle to show signs of broader and more flexible intelligence. The Abstraction and Reasoning Corpus (ARC), introduced by François Chollet, aims to assess how close AI systems are to human-like cognitive abilities. Most current approaches rely on carefully handcrafted domain-specific languages (DSLs), which are used to brute-force solutions to the tasks present in ARC. In this work, we propose a general framework for solving ARC based on natural language descriptions of the tasks. While not yet beating state-of-the-art DSL models on ARC, we demonstrate the immense potential of our approach hinted at by the ability to solve previously unsolved tasks.

1 INTRODUCTION

The Abstraction and Reasoning Corpus (ARC) introduced by Chollet (2019) is designed to measure the progress of artificial intelligence by testing the ability to learn and adapt to unseen tasks. ARC consists of a small dataset of less than 1000 tasks similar to the example in Figure 1. For each task, only a few demonstrations are given and the solution of a given test input has to be predicted. By design, the number of tasks is very limited, which makes it especially challenging for learning based approaches to be successful on ARC. Usually, state of the art models have to rely on enormous amounts of data to correctly estimate and learn the underlying functions directly from the given data. Learning only from the provided tasks to solve the ARC is most likely not sufficient. As argued by Chollet (2019), prior knowledge closely aligned to human intelligence should be incorporated into the approaches.

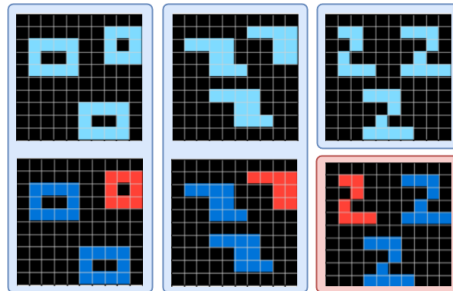


Figure 1: Each ARC task consists of a few input output image pairs that describe the task (blue). To solve the task, the prediction (red) has to match the solution pixel by pixel.

We believe that a promising path to include such priors is through an approach centered on natural language. Natural language itself has evolved to incorporate human priors as an efficient way to describe our world. Furthermore, natural language has been shown to allow for better generalization across different tasks (Narasimhan et al., 2018). Recently, the emergence of Large Language Models (LLMs) has demonstrated incredible success in understanding and producing natural language. Because these models have seen incredibly large amounts of human-generated text during their unsupervised pre-training, they have implicitly incorporated human priors.

We motivate to leverage these insights and capabilities to automatize the usage of language as a tool to create the foundations of a learning centric approach to tackle ARC. We propose a general framework by first transforming an ARC task to a textual description of the entire task. A generic language model can

*Equal Contribution

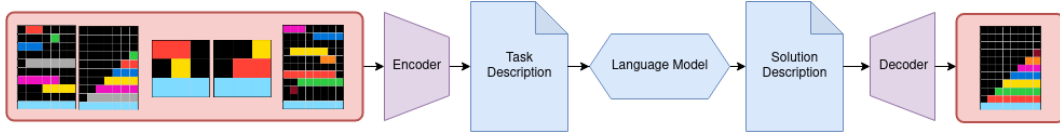


Figure 2: The original tasks are given as image pairs in the visual domain (red) and are then transformed to the text domain (blue) using the Encoder. The textual form of the task description allows a language model to propose a solution which is decoded back to the visual domain.

then be used in a black-box fashion to output a description of the missing solution. Finally, the predicted solution can be translated back to the visual domain. An illustration of the framework is shown in Figure 2. Furthermore, we implement a first pipeline based on this framework to demonstrate the viability of this approach.

2 APPROACH AND RESULTS

Encoder & Decoder The Encoder is designed to follow a fixed set of human visual priors. In particular, the textual description of images in a task includes the size of the image, the background color, and a list of objects present in the image (see Table 1 in the Appendix). Object recognition is invariant to rotation, reflection and scale. Moreover, objects are grouped by similar shape and color patterns and ordered by size. We show an example of a complete task description in Appendix B.1. Given a textual description, the Decoder generates the corresponding image by following the inverse rules of the Encoder.

Language Model Since our textual task descriptions are in natural language, we can use any pre-trained language model in our pipeline. We carried out experiments with different sizes of the open-source Bloom architecture (Scao et al., 2022) as well as GPT-3 (Brown et al., 2020), namely `text-davinci-003`. We have included minimal pre- and post-processing steps of the textual descriptions. This mainly concerns skipping tasks with a description length longer than the context size of the language model as well as trimming unimportant trailing text in the output of the models (sometimes the models would try to generate new samples after solving the given ones). Note that for all our experiments, we generated the solutions in a zero-shot setting and did not fine-tune any of the language models.

We have evaluated our pipeline on the ARC training set and summarize our results in Figure 3. Most notably, the accuracy increases with the logarithm of the number of parameters of the LLM. It is especially promising that we were able to solve tasks with our pipeline that neither of the state-of-the-art solutions could solve. We refer to Appendix B.2 for such examples.

3 CONCLUSION

Current learning based approaches to solve the ARC fail to be competitive, one reason being the limited number of tasks. We motivate to focus on natural language as a source of important human aligned priors to alleviate this lack of data. We present a general framework to combine visual abstraction and leverage language as a reasoning tool in order to tackle the ARC. Furthermore, we implement a pipeline to solve tasks in an automatic end-to-end fashion based on large language models as zero shot reasoners. The obtained results are a promising demonstration of the framework and indicate the viability of our approach. Moreover, we highlight that there exist many possibilities for extensions such as a learned encoding or decoding step, fine-tuned LLMs or even end-to-end training of the entire pipeline.

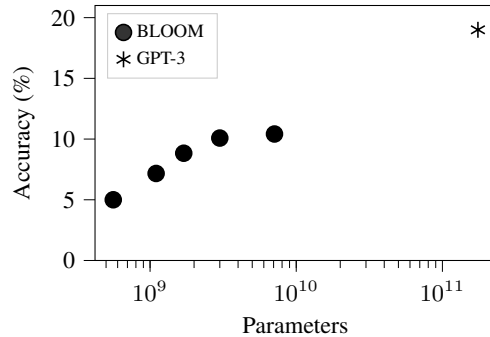


Figure 3: Accuracy of our approach using language models of different sizes on the ARC training set. The accuracy follows a log-improvement as the number of parameters increases.

REFERENCES

- Samuel Acquaviva, Yewen Pu, Marta Kryven, Theodoros Sechopoulos, Catherine Wong, Gabrielle E Ecanow, Maxwell Nye, Michael Henry Tessler, and Joshua B. Tenenbaum. Communicating natural programs to humans and machines, 2021. URL <https://arxiv.org/abs/2106.07824>.
- Roderic Guigo Corominas Alejandro de Miquel, Yuji Ariyasu. Arc kaggle competition, 2020. URL https://github.com/alejandrodemiquel/ARC_Kaggle.
- Simon Alford, Anshula Gandhi, Akshay Rangamani, Andrzej Banburski, Tony Wang, Sylee Dandekar, John Chin, Tomaso Poggio, and Peter Chin. Neural-guided, bidirectional program search for abstraction and reasoning, 2021. URL <https://arxiv.org/abs/2110.11536>.
- Rim Assouel, Pau Rodriguez, Perouz Taslakian, David Vazquez, and Yoshua Bengio. Object-centric compositional imagination for visual abstract reasoning. In *ICLR2022 Workshop on the Elements of Reasoning: Objects, Structure and Causality*, 2022. URL <https://openreview.net/forum?id=rCzfIruU5x5>.
- Tom B. Brown, Benjamin Mann, Nick Ryder, Melanie Subbiah, Jared Kaplan, Prafulla Dhariwal, Arvind Neelakantan, Pranav Shyam, Girish Sastry, Amanda Askell, Sandhini Agarwal, Ariel Herbert-Voss, Gretchen Krueger, Tom Henighan, Rewon Child, Aditya Ramesh, Daniel M. Ziegler, Jeffrey Wu, Clemens Winter, Christopher Hesse, Mark Chen, Eric Sigler, Mateusz Litwin, Scott Gray, Benjamin Chess, Jack Clark, Christopher Berner, Sam McCandlish, Alec Radford, Ilya Sutskever, and Dario Amodei. Language models are few-shot learners, 2020. URL <https://arxiv.org/abs/2005.14165>.
- François Chollet. On the measure of intelligence, 2019. URL <https://arxiv.org/abs/1911.01547>.
- fchollet, inversion, Julia Elliott, and Katherine Tong. Abstraction and reasoning challenge, 2020. URL <https://kaggle.com/competitions/abstraction-and-reasoning-challenge>.
- Vlad Golubev Ilia Larchenko. Abstract reasoning, 2020. URL https://github.com/IliaLarchenko/abstract_reasoning.
- Aysja Johnson, Wai Keen Vong, Brenden M. Lake, and Todd M. Gureckis. Fast and flexible: Human program induction in abstract reasoning tasks, 2021. URL <https://arxiv.org/abs/2103.05823>.
- Lab42. Arc abstraction & reasoning corpus, 2022. URL <https://lab42.global/arc/>.
- Karthik Narasimhan, Regina Barzilay, and Tommi Jaakkola. Grounding language for transfer in deep reinforcement learning. *Journal of Artificial Intelligence Research*, 63:849–874, 2018.
- Teven Le Scao, Angela Fan, Christopher Akiki, Ellie Pavlick, Suzana Ilić, Daniel Hesslow, Roman Castagné, Alexandra Sasha Luccioni, François Yvon, Matthias Gallé, et al. Bloom: A 176b-parameter open-access multilingual language model. *arXiv preprint arXiv:2211.05100*, 2022.
- Johan Sokrates Wind. Dsl solution to the arc challenge, 2020. URL https://github.com/top-quarks/ARC-solution/blob/master/ARC-solution_documentation.pdf.
- Yudong Xu, Elias B. Khalil, and Scott Sanner. Graphs, constraints, and search for the abstraction and reasoning corpus, 2022. URL <https://arxiv.org/abs/2210.09880>.
- Daniel Zeng, Tailin Wu, and Jure Leskovec. Virel: Unsupervised visual relations discovery with graph-level analogy, 2022. URL <https://arxiv.org/abs/2207.00590>.

A RELATED WORK

The Abstraction and Reasoning Corpus was proposed by Chollet (2019), it consists of 400 training tasks and 600 validation tasks of which 200 tasks are withheld for private evaluation. Each of the 800 publicly available tasks consists of multiple image pairs. Given these few example demonstrations, the goal is to come up with the missing solution of a test input image. Initially, the challenge was hosted as a Kaggle competition (fchollet et al., 2020) and has recently seen a revival by Lab42 (2022). Many of the top performing solutions rely on an ensemble of heuristic program searches using domain specific languages (Wind, 2020; Alejandro de Miquel, 2020; Ilia Larchenko, 2020) and achieve up to 30 percent accuracy on the private evaluation set. However, there is still a large gap to match human performance, which was estimated to be at least around 80 percent (Johnson et al., 2021). Besides these approaches, there exist other proposals which incorporate some sort of learning based techniques such as neurosymbolic approaches (Alford et al., 2021), graph representations (Zeng et al., 2022) or object-centric approaches (Xu et al., 2022; Assouel et al., 2022). In addition, recent efforts have begun to investigate how language can help solve ARC tasks (Acquaviva et al., 2021). However, they provide a human-generated text description on how to solve a task, whereas in this work we focus on describing the full task in an automated way in the language domain.

B FURTHER DETAILS ON THE APPROACH

Encoder & Decoder In the following, we explain how the Encoder works in some more detail. Both the Encoder and the Decoder use a fixed heuristic to take into account a predefined set of human visual priors. The Encoder first predicts the background color using a convolutional neural network (CNN) trained on a subset of the tasks. For each input and output, it first describes the size of the grid and the background color. It then retrieves all objects present in the images (see Table 1), by detecting monochromatic or multichromatic contiguous sets of pixels. It also checks whether the full input image appears in the same form as a subset of the output and vice versa, taking into account different rotations, reflections and scales. If this is the case, the entire image is described as a single object. It then groups all objects by similar shape and color patterns and orders them by size to generate the description. See Appendix B.1 for an example of a complete task descriptions.

Language Model We summarize the size of all evaluated language models in Table 2. To reduce variance resulting from the stochastic text generation process of the language models, we allowed 10 guesses per model and count a task as solved if at least 1 of the guesses is correct.











Rectangle	Line	Square	Pixel	Cross	Diagonal Cross	Random
	 					  

Table 1: Different types of objects that the Encoder recognizes with their corresponding monochromatic blue image. Random objects could be any objects that do not fit any of the other categories, here 3 examples are shown. Random objects are assigned individual IDs which are used consistently across textual descriptions of different images within a task.

Model	Size (billions)	Checkpoint Size (GB)	Resources
bloom-560m	0.560	1.12	link
bloom-1b1	1.1	2.13	link
bloom-1b7	1.7	3.44	link
bloom-3b	3	6.01	link
bloom-7b1	7.1	14.4	link
GPT-3	175	-	link

Table 2: Summary of different language models used in the experiments.

B.1 EXAMPLE TEXTUAL DESCRIPTION

The following is a textual description of the ARC task b230c067:

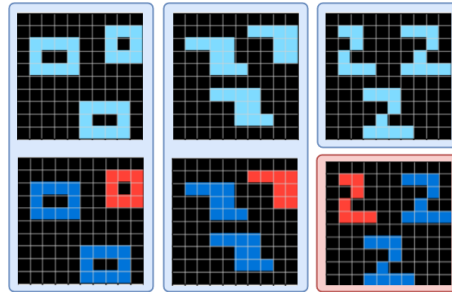


Figure 4: The Encoder generates a textual description of the ARC task according to the principles outlined in Section B. All input pairs and the input test image (blue) are contained within the description. The language model completes the description for the missing test output image (red).

”Input 1: 10x10 grid, black background. Objects: continuous random object, of shape 'B' with symmetric shape along both axis with upper left corner in position (2,1), of size 3x4, monochromatic of color cyan. continuous random object, of shape 'B' with symmetric shape along both axis with upper left corner in position (7,5), of size 3x4, monochromatic of color cyan. continuous random object, of shape 'A' with symmetric shape along both axis with upper left corner in position (1,7), of size 3x3, monochromatic of color cyan.

Output 1: 10x10 grid, black background. Objects: continuous random object, of shape 'B' with symmetric shape along both axis with upper left corner in position (2,1), of size 3x4, monochromatic of color blue. continuous random object, of shape 'B' with symmetric shape along both axis with upper left corner in position (7,5), of size 3x4, monochromatic of color blue. continuous random object, of shape 'A' with symmetric shape along both axis with upper left corner in position (1,7), of size 3x3, monochromatic of color red.

Input 2: 10x10 grid, black background. Objects: continuous random object, of shape 'D' with upper left corner in position (2,1), of size 3x5, monochromatic of color cyan. continuous random object, of shape 'D' with upper left corner in position (6,3), of size 3x5, monochromatic of color cyan. continuous random object, of shape 'C' with upper left corner in position (1,6), of size 3x4, monochromatic of color cyan.

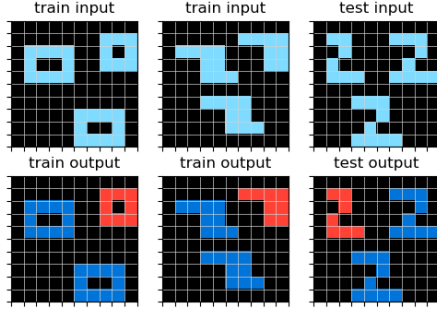
Output 2: 10x10 grid, black background. Objects: continuous random object, of shape 'D' with upper left corner in position (2,1), of size 3x5, monochromatic of color blue. continuous random object, of shape 'D' with upper left corner in position (6,3), of size 3x5, monochromatic of color blue. continuous random object, of shape 'C' with upper left corner in position (1,6), of size 3x4, monochromatic of color red.

Input 3: 10x10 grid, black background. Objects: continuous random object, of shape 'G' with upper left corner in position (3,6), of size 2x4, monochromatic of color cyan. continuous random object, of shape 'G' with upper left corner in position (8,3), of size 2x4, monochromatic of color cyan. continuous

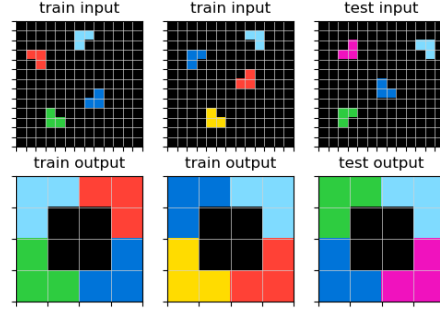
random object, of shape 'F' with upper left corner in position (1,6), of size 2x3, monochromatic of color cyan. continuous random object, of shape 'F' rotated by 180 degrees with upper left corner in position (3,1), of size 2x3, monochromatic of color cyan. continuous random object, of shape 'F' with upper left corner in position (6,3), of size 2x3, monochromatic of color cyan. continuous random object, of shape 'E' with upper left corner in position (1,1), of size 2x2, monochromatic of color cyan.

Output 3:“

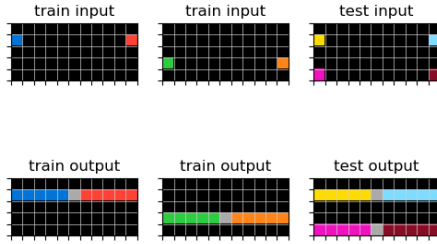
B.2 EXAMPLES OF PREVIOUSLY UNSOLVED TASKS



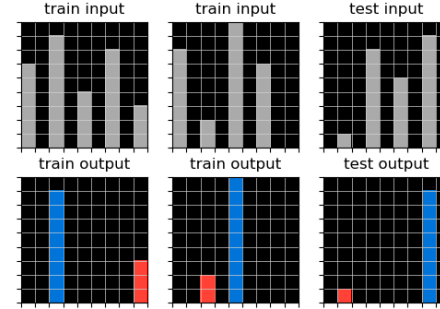
(a) b230c067.json



(b) a61ba2ce.json



(c) 29c11459.json



(d) a61f2674.json

Figure 5: Examples of tasks that were solved using our approach but not by the top performing solutions of Wind (2020); Alejandro de Miquel (2020); Ilia Larchenko (2020)