

Exploring the Limits of Indiscriminate Data Poisoning Attacks*

Yiwei Lu, Gautam Kamath, Yaoliang Yu
{yiwei.lu, gckamath, yaoliang.yu}@uwaterloo.ca
University of Waterloo

March 9, 2023

Abstract

Indiscriminate data poisoning attacks aim to decrease a model’s test accuracy by injecting a small amount of corrupted training data. Despite significant interest, existing attacks remain relatively ineffective against modern machine learning (ML) architectures. In this work, we introduce the notion of *model poisonability* as a technical tool to explore the intrinsic limits of data poisoning attacks. We derive an easily computable threshold to establish and quantify a surprising phase transition phenomenon among popular ML models: data poisoning attacks become effective only when the poisoning ratio exceeds our threshold. Building on existing parameter corruption attacks and refining the Gradient Canceling attack, we perform extensive experiments to confirm our theoretical findings, test the predictability of our transition threshold, and significantly improve existing data poisoning baselines over a range of datasets and models. Our work highlights the critical role played by the poisoning ratio, and sheds new insights on existing empirical results, attacks and mitigation strategies in data poisoning.

1 Introduction

Modern machine learning (ML) models require a large amount of training data to perform well on various tasks. Such hunger for data not only increases the training cost but also introduces potential risks during the data collection process (Kumar et al. 2020; Nelson et al. 2008; Szegedy et al. 2014). Data poisoning, where an adversary can actively inject corrupted data into dataset aggregators or passively place poisoned samples on the web for scraping (Gao et al. 2020; Lyu et al. 2020; Mei and Zhu 2015a; Shejwalkar et al. 2022; Wakefield 2016), has caused serious concerns in the ML community and inspired a number of interesting works to expose and address this threat (Goldblum et al. 2023).

By now many data poisoning algorithms have been proposed; see Section 2 for some pointers. However, in the setting of indiscriminate data poisoning, where an attacker aims to decrease the overall test accuracy by adding a small fraction of corrupted data, the effectiveness of existing attacks remains underwhelming. For example, the recent work of Lu et al. (2022) achieved 1.11% accuracy drop for a three-layer CNN on MNIST and a 5.54% accuracy drop for ResNet-18 on CIFAR-10, after adding $\varepsilon_d = 3\%$ poisoned data and retraining. Part of the difficulty lies in the computational challenge: the attacker has to anticipate what would happen after retaining the model on the mixed data (clean in-house data plus poisoned data). Other empirical works seem to suggest there might also be some intrinsic barrier to data poisoning; see Section 2 for a detailed discussion.

In this work we introduce the notion of *model poisonability*, i.e., given (arbitrary) clean training data, what model, represented by its parameter \mathbf{w} , can be achieved through data poisoning, and what is the minimum (relative) percentage ε_d of poisoned data that one has to introduce, with what algorithm? Under mild conditions, it turns out model poisonability can be largely characterized by a threshold τ that depends only on the clean training data, loss we aim to minimize, and the target model we aim to achieve. In other

*Authors GK and YY are listed in alphabetical order.

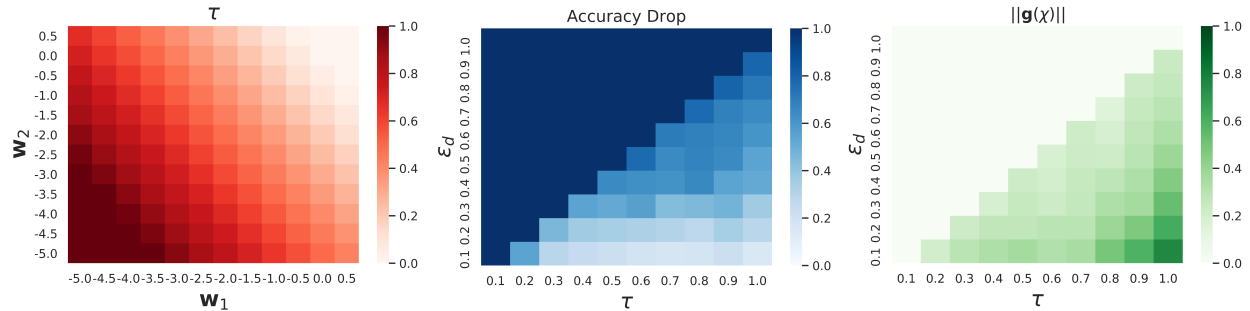


Figure 1: Logistic regression on the 2d OR dataset that verifies the transitioning threshold τ in Corollary 2. **Left:** τ w.r.t. target models $\mathbf{w} \in \mathbb{R}^2$, which all achieve 0 accuracy; **Middle:** accuracy drop due to the gradient canceling attack in Section 4. Indeed, poisoning successfully induces the target model \mathbf{w} as long as $\epsilon_d \geq \tau$; **Right:** norm of gradient w.r.t. model \mathbf{w} over the mixed distribution χ , with ϵ_d the relative proportion of poisoned data. In general, the closer ϵ_d gets above τ , the smaller the gradient norm, which is an indication of the target model being more achievable through data poisoning.

words, when the poisoning percentage ϵ_d falls under τ , no algorithm could achieve the target model by retaining on a mixed dataset (however crafted). On the flip side, if $\epsilon_d > \tau$, we show that Gradient Canceling (GC), a refinement of the KKT attack of Koh et al. (2022), can achieve a given target model surprisingly efficiently. Our threshold τ can be easily computed (without the need of any training) and we show that most ML classifiers exhibit a phase transition: they become poisonable only when ϵ_d crosses the threshold τ . In contrast, regression methods can be poisonable even when ϵ_d approaches 0. Thus, our results expose the critical role played by the poisoning percentage ϵ_d , and clarify the somewhat disparate empirical results in the literature (with varying ϵ_d).

Figure 1 gives a preview of our main results on the simple OR dataset (where each of the four points is repeated 50 times with small Gaussian perturbation, see Appendix C for details). Logistic regression (LR), trained on the clean data, achieves perfect accuracy. In Figure 1 (left), each grid point represents a target model $\mathbf{w} = (w_1, w_2)$, all of which achieve 0 test accuracy (i.e., malicious models). The heat map indicates the threshold τ (see (20) below) for each target model \mathbf{w} , which, as predicted by our theory, is the percentage of poisoning required to achieve \mathbf{w} through retraining. In Figure 1 (middle) we run the gradient canceling attack with varying percentage ϵ_d and verify that indeed we can reduce the 100% clean accuracy to 0% iff $\epsilon_d \geq \tau$. In Figure 1 (right) we plot the magnitude of the gradient of the target model over the mixed dataset (clean training data plus poisoned data), as an approximate measure of how close the target model can be achieved by retraining on the mixed dataset. Overall, the larger ϵ_d is, the larger the accuracy drop is (not surprisingly) and the smaller the gradient norm is, with a clear transition once ϵ_d crosses τ (perhaps surprisingly).

We summarize our main contributions as follows:

- We formalize the notion of model poisonability as a technical tool to study data poisoning and we derive an easily computable threshold to characterize it.
- We quantify the critical role played by the poisoning ratio ϵ_d and we establish a surprising phase transition for ML classifiers, explaining seemingly disparate empirical results obtained with varying ϵ_d .
- We perform the Gradient Canceling attack on a number of models and datasets to extensively test our results. With carefully chosen target models, we are able to significantly improve SOTA indiscriminate data poisoning baselines.

2 Background

Data poisoning, an emerging concern on modern ML systems, refers to the threat of (often passively) crafting “poisoned” training data so that systems retained on it (along with possibly clean in-house data) are skewed

Table 1: The attack accuracy/accuracy drop (%) on MNIST.

| Model | Clean | TGDA | GradPC | |
|-------|-------|---|-----------------------|----------------------|
| | Acc. | Accuracy/Drop | $\varepsilon_w = 0.5$ | $\varepsilon_w = 1$ |
| LR | 92.35 | 89.56 / 2.79 ($\varepsilon_w = 2.45$) | 69.80 / 22.55 | 21.48 / 70.87 |
| NN | 98.04 | 96.54 / 1.50 ($\varepsilon_w = 0.55$) | 76.51 / 20.03 | 31.14 / 66.90 |
| CNN | 99.13 | 98.02 / 1.11 ($\varepsilon_w = 0.74$) | 73.24 / 24.78 | 12.98 / 86.15 |

towards certain behaviour. For example, indiscriminate data poisoning (e.g., Biggio et al. 2012; Koh and Liang 2017; Koh et al. 2022; Lu et al. 2022; Muñoz-González et al. 2017) aims to decrease the overall test accuracy while targeted data poisoning (e.g., Aghakhani et al. 2021; Guo and Liu 2020; Shafahi et al. 2018; Zhu et al. 2019) only affects certain classes. Backdoor attacks (e.g., Chen et al. 2017; Gu et al. 2017; Saha et al. 2020; Tran et al. 2018) that aim to trigger a particular pattern, and unlearnable examples (e.g., Fowl et al. 2021a,b; Fu et al. 2021; Huang et al. 2021; Liu and Chawla 2010; Sandoval-Segura et al. 2022; Yu et al. 2022) that aim to protect user data, also fall into data poisoning.

While many algorithms have been proposed for data poisoning, their effectiveness remains largely underwhelming against neural networks, especially when ε_d , the relative proportion of poisoned data, is small. For example, Figure 4 of Lu et al. (2022) and Table 2 of Huang et al. (2021) revealed that SOTA attacks can only decrease the test accuracy noticeably when ε_d is sufficiently (and sometimes exceedingly) large. These attacks, relying on sophisticated optimization tricks, are also rather expensive to run.

On the other hand, any data poisoning attack amounts to an *indirect* way of rewiring an ML model. Direct approaches, such as the gradient-based parameter corruption (GradPC) attack of Sun et al. (2020) and Zhang et al. (2021), seek to overwrite a target model *directly*, under a perturbation constraint specified by ε_w , i.e., the relative change of the model parameter should be less than ε_w . While the applicability of direct approaches may seem limited, they are suitable for exploring the limits of more realistic data poisoning attacks.

In Table 1 we compare the performance of the direct approach GradPC (Sun et al. 2020) and the indirect approach TGDA (Lu et al. 2022). The latter adds $\varepsilon_d = 3\%$ poisoned data while both attacks yield comparable perturbations of the (clean) model, as measured by ε_w . The difference is significant, and begs the obvious question: what caused this difference? Is it because existing data poisoning attacks are not sufficiently optimized yet, or is there some intrinsic barrier to produce certain target models through data poisoning? To what extent would increasing ε_d help, and how do we know without trying every ε_d ? These questions will be formally and experimentally explored in the sequel, with the ultimate goal to reduce the gap between data poisoning and parameter corruption attacks with comparable ε_w , as highlighted in Table 1.

3 Theoretical Results

In this section we formalize the notion of model poisonability as a technical tool for studying data poisoning. We further derive an easily computable threshold τ and reveal that data poisoning is effective only when ε_d , the (relative) percentage of poisoning data, crosses τ .

Notation and Preliminaries. Let $\ell(\mathbf{z}, \mathbf{w})$ be our loss that measures the fitness of our model \mathbf{w} on data $\mathbf{z} \in \mathcal{Z}$, e.g. $\mathbf{z} = (\mathbf{x}, y)$ for supervised learning and $\mathbf{z} = \mathbf{x}$ for unsupervised learning. Let $\mathcal{P} = \mathcal{P}(\mathcal{Z})$ denote the set of all distributions on \mathcal{Z} , and we abstract the training data as an (empirical) distribution¹ $\mu \in \mathcal{P}$. For any given model \mathbf{w} and training distribution μ , is it possible to construct a poisoning set, denoted by another (empirical) distribution ν , such that \mathbf{w} minimizes ℓ over the mixed distribution $\chi = (1 - \lambda)\mu + \lambda\nu$, where $\lambda = \frac{\varepsilon_d}{1 + \varepsilon_d} \in [0, 1]$ is the proportion of poisoning data? To account for possible nonconvexity of the loss ℓ , we

¹For convenience in this work we do not distinguish the (clean) training set from the training distribution, i.e. μ can be empirical.

relax the optimality of a model \mathbf{w} to simply having vanishing (sub)gradient. More formally, let

$$\mathbf{g}(\mathbf{z}) = \mathbf{g}(\mathbf{z}; \mathbf{w}) = \nabla_{\mathbf{w}} \ell(\mathbf{z}; \mathbf{w}) \quad (1)$$

be the gradient vector with respect to a fixed model \mathbf{w} evaluated at the data \mathbf{z} . Let $\mathcal{G} = \{\mathbf{g}(\mathbf{z}) : \mathbf{z} \in \mathcal{Z}\}$ be the set of all gradient vectors. For practical reasons (e.g., to evade possible defenses or to account for the technical capabilities of an attacker) we also restrict the poisoning distribution ν into a convex subset $\Gamma \subseteq \mathcal{P}$ of admissible distributions. For instance, we may consider

$$\Gamma = \Gamma_{\mu, \delta} := \{\gamma : \|\gamma - \mu\| \leq \delta\}, \quad (2)$$

where $\|\cdot\|$ denotes (say) the Wasserstein distance. By definition we always have $\mu \in \Gamma$. For each $\nu \in \Gamma$, define

$$\mathbf{g}(\nu) = \mathbf{g}(\nu; \mathbf{w}) := \mathbb{E}_{\mathbf{z} \sim \nu} \mathbf{g}(\mathbf{z}; \mathbf{w}), \quad (3)$$

i.e., the average gradient w.r.t. the distribution ν . Clearly,

$$\mathbb{G} = \mathbb{G}(\Gamma) := \{\mathbf{g}(\nu) : \nu \in \Gamma\} \subseteq \overline{\text{conv}}(\mathcal{G}), \quad (4)$$

the closed convex hull of \mathcal{G} . In fact, equality holds when Γ contains all distributions (i.e. $\delta = \infty$).

3.1 Model Poisonability

We can now state our fundamental problem of interest:

Definition 1 (Model Poisonability). *We say a target model \mathbf{w} is $(\ell, \mu, \Gamma, \lambda)$ -poisonable² if there exists some poisoning distribution $\nu \in \Gamma$ such that*

$$\mathbf{g}(\chi; \mathbf{w}) = (1 - \lambda)\mathbf{g}(\mu; \mathbf{w}) + \lambda\mathbf{g}(\nu; \mathbf{w}) = \mathbf{0}, \quad (5)$$

i.e. the model \mathbf{w} has vanishing gradient (with respect to loss ℓ) over the mixed distribution $\chi = (1 - \lambda)\mu + \lambda\nu$.

When the loss ℓ , training distribution μ , and admissible poisoning distributions Γ are evident, we will simply say a target model \mathbf{w} is λ -poisonable, or poisonable if it is λ -poisonable for some $\lambda \in [0, 1]$.

We make three further remarks regarding Definition 1: (a) If we are interested in more quantitative results about data poisoning, for example, is it possible to craft a poisoning set such that retraining on the mixed distribution would decrease test accuracy by a large margin, we need only specify a set of target models $\mathbf{w} \in \mathcal{W}$ that all decrease the test accuracy as required, and we say data poisoning is successful if any $\mathbf{w} \in \mathcal{W}$ is (λ) -poisonable. (b) Definition 1 leaves out the computational aspects of data poisoning, i.e., how efficiently we can find such a poisoning distribution ν (whenever it exists). This will be studied in Section 4, using a gradient-based algorithm inspired directly by our definition. (c) We could also add other requirements, such as curvature or stability, to Definition 1.

Given the above formalization, the following characterization is immediate:

Theorem 1. *A target model \mathbf{w} is λ -poisonable iff*

$$\mathbf{0} \in \mathbb{G}^\lambda = \mathbb{G}^\lambda(\mathbf{g}(\mu)) := \{(1 - \lambda)\mathbf{g}(\mu) + \lambda\mathbf{g} : \mathbf{g} \in \mathbb{G}\}. \quad (6)$$

²Note in particular that we say a *target* model is poisonable, whereas in casual parlance, poisonability may be a property of the clean model or dataset. Semantically, \mathbf{w} being “poisonable” is readable as saying \mathbf{w} can be *poisoned to*.

Since \mathbf{G} (see equations (1)-(4)) is clearly convex, the subsets \mathbf{G}^λ are all convex and increasing with respect to λ , i.e.

$$\mathbf{g}(\mu) = \mathbf{G}^0 \subseteq \mathbf{G}^\lambda \uparrow \subseteq \mathbf{G}^1 = \mathbf{G}. \quad (7)$$

Recall that $\lambda = \frac{\varepsilon_d}{1+\varepsilon_d}$ is the (absolute) proportion of the poisoned set. Thus, we conclude intuitively that the larger ε_d (equivalently λ) is, the easier it is to induce any target model \mathbf{w} on any training distribution μ . In particular, the special case $\lambda = 1$ corresponds to the so-called “unlearnable examples” (Fowl et al. 2021a,b; Fu et al. 2021; Huang et al. 2021; Liu and Chawla 2010; Sandoval-Segura et al. 2022; Yu et al. 2022), where an attacker is allowed to change the entire training set (i.e., the empirical distribution μ). To our best knowledge, this is the first time we can formally quantify how much “unlearnable examples” are provably easier than data poisoning with a small budget ε_d (for empirical evidence, see, e.g., Figure 4 of Lu et al. 2022 and Table 2 of Huang et al. 2021).

Conversely, we can also conclude from Theorem 1 that if $\mathbf{0} \notin \mathbf{G}$, then data poisoning, with any budget ε_d , will not be successful. If $\mathbf{0} \notin \overline{\text{conv}}(\mathbf{G})$, then no training distribution can yield the target model \mathbf{w} . In particular, data poisoning will not be successful even if $\varepsilon_w = \infty$.

Let us give some examples to illustrate our results so far.

Example 1 (Least-square regression). *Consider*

$$\ell(\mathbf{z}; \mathbf{w}) = \frac{1}{2}(y - \mathbf{w}^\top \mathbf{x})^2, \text{ where } \mathbf{z} = (\mathbf{x}, y). \quad (8)$$

Clearly, we have

$$\mathbf{g}(\mathbf{x}, y) = (\mathbf{w}^\top \mathbf{x} - y)\mathbf{x} = (\mathbf{x}\mathbf{x}^\top)\mathbf{w} - y\mathbf{x}, \quad (9)$$

and hence $\mathbf{g}(\mu) = \Sigma\mathbf{w} - \mathbf{m}$, where $\Sigma = \mathbb{E}_{\mathbf{x} \sim \mu} \mathbf{x}\mathbf{x}^\top$ and $\mathbf{m} = \mathbb{E}_{(\mathbf{x}, y) \sim \mu} y\mathbf{x}$. For simplicity let us assume $\mathbf{Z} = \mathbb{R}^d \times \mathbb{R}$ and $\Gamma = \mathcal{P}$ so that $\mathbf{G} = \mathbb{R}^d$ (by considering product distributions where \mathbf{x} concentrates on a single point). Therefore, we conclude from Theorem 1 that data poisoning with any $\varepsilon_d > 0$ is possible for least-square regression. The same conclusion holds even if we add regularization to \mathbf{w} (which, we recall, is fixed).

3.2 Scalar Output Linear Models

For linear models we can further simplify the iff condition in Theorem 1. We begin with the following result:

Theorem 2 (Linear Models). *Consider $\ell((\mathbf{x}, y); \mathbf{w}) = l(\mathbf{w}^\top \mathbf{x}, y)$ for some univariate loss l . Then,*

$$\mathbf{g}(\mathbf{x}, y) = \mathbf{x} \cdot l'(\mathbf{w}^\top \mathbf{x}, y), \quad (10)$$

and \mathbf{w} is λ -poisonable iff there exists $\nu \in \Gamma$ such that

$$0 \in (1 - \lambda)\mathbf{g}(\mu) + \lambda\mathbf{g}(\nu). \quad (11)$$

Suppose $\langle \mathbf{w}, \mathbf{g}(\mu) \rangle \neq 0$. Consider $\Pi \subseteq \mathcal{P}$ and let

$$\mathbb{J} := \{\mathbb{E}_{(\mathbf{x}, y) \sim \nu} (\mathbf{w}^\top \mathbf{x}) \cdot l'(\mathbf{w}^\top \mathbf{x}, y) : \nu \in \Pi\} \subseteq \mathbb{R}. \quad (12)$$

Then, \mathbf{w} is λ -poisonable if³ $\Gamma \supseteq T_{\#}\Pi$ and

$$0 \in (1 - \lambda) \langle \mathbf{w}, \mathbf{g}(\mu) \rangle + \lambda\mathbb{J}, \quad (13)$$

where the transformation $T(\mathbf{x}, y) := \left(\frac{\langle \mathbf{w}, \mathbf{x} \rangle}{\langle \mathbf{w}, \mathbf{g}(\mu) \rangle} \mathbf{g}(\mu), y \right)$. Conversely, (13) holds if \mathbf{w} is λ -poisonable and $\Pi \supseteq \Gamma$.

³ $T_{\#}\nu$ denotes the distribution of $T(\mathbf{z})$ when $\mathbf{z} \sim \nu$.

The condition $\langle \mathbf{w}, \mathbf{g}(\mu) \rangle \neq 0$ can be checked easily *a priori*; see Remark 1 for discussions on when it fails. Compared to the more general Theorem 1, Theorem 2 exploits the linear structure to simplify the set \mathbb{G} to an interval \mathbb{J} and hence the condition (13) is much easier to verify. Once we identify an appropriate subset Π of poisoning distributions, we can even estimate the interval \mathbb{J} using Monte Carlo algorithms. Moreover, we may restrict the search of a poisoning distribution to the potentially much smaller subset $T_{\#}\Pi$ (where \mathbf{x} lies on the line spanned by $\mathbf{g}(\mu)$).

Corollary 1. *Suppose $\Gamma = \Pi = \mathcal{P}$ contains all distributions on \mathbb{Z} and ℓ is as in Theorem 2. Suppose $\langle \mathbf{w}, \mathbf{g}(\mu) \rangle \neq 0$. Then, \mathbf{w} is λ -poisonable iff (13) holds with \mathbb{J} an interval with end points*

$$a = \inf_{(\mathbf{x}, y) \in \mathbb{Z}} (\mathbf{w}^\top \mathbf{x}) \cdot l'(\mathbf{w}^\top \mathbf{x}, y), \quad (14)$$

$$b = \sup_{(\mathbf{x}, y) \in \mathbb{Z}} (\mathbf{w}^\top \mathbf{x}) \cdot l'(\mathbf{w}^\top \mathbf{x}, y). \quad (15)$$

In particular, a target model \mathbf{w} is λ -poisonable iff

$$\lambda > \frac{\langle \mathbf{w}, \mathbf{g}(\mu) \rangle}{\langle \mathbf{w}, \mathbf{g}(\mu) \rangle - a} \vee \frac{-\langle \mathbf{w}, \mathbf{g}(\mu) \rangle}{b - \langle \mathbf{w}, \mathbf{g}(\mu) \rangle}, \quad (16)$$

with equality attained if a and b are attained.

For Example 1, $l'(t, y) = t - y$, whence $a = -\infty$ and $b = \infty$. Thus, we verify more easily that data poisoning succeeds on least-square regression for any $\varepsilon_d > 0$. In Remark 2 of Appendix A we discuss the connection between our result and the breakdown point in robust statistics.

The next example reveals a surprising phase transition in terms of the poisoning proportion λ (or equivalently ε_d):

Example 2 (Logistic regression). *Consider now*

$$\ell(\mathbf{z}; \mathbf{w}) = \log(1 + \exp(-\mathbf{w}^\top \tilde{\mathbf{x}})), \quad (17)$$

where we have absorbed the binary label y into $\tilde{\mathbf{x}}$ (e.g. $\tilde{\mathbf{x}} \leftarrow y\mathbf{x}$). Clearly, we have $\mathbf{g}(\tilde{\mathbf{x}}) = -\frac{1}{1 + \exp(\mathbf{w}^\top \tilde{\mathbf{x}})} \tilde{\mathbf{x}}$. On the direction \mathbf{w} , for any distribution μ we have

$$-\mathscr{W}\left(\frac{1}{e}\right) = \inf_t \frac{-t}{1 + \exp(t)} \leq \langle \mathbf{w}, \mathbf{g}(\mu) \rangle \leq \sup_t \frac{-t}{1 + \exp(t)}, \quad (18)$$

where the left-hand side is Lambert's W function and the right-hand side is clearly ∞ . Therefore, suppose $\mathbb{X} = \mathbb{R}^d$ and $\Gamma = \mathcal{P}$, we have

$$\mathbb{G} = \{\mathbf{g} : \mathbf{w}^\top \mathbf{g} \geq -\mathscr{W}(1/e) \approx -0.28\}, \quad (19)$$

which is not the entire space! Consequently, if

$$\lambda < \frac{\langle \mathbf{w}, \mathbf{g}(\mu) \rangle}{\langle \mathbf{w}, \mathbf{g}(\mu) \rangle + \mathscr{W}(1/e)} \iff \varepsilon_d < \tau := \frac{\langle \mathbf{w}, \mathbf{g}(\mu) \rangle}{\mathscr{W}(1/e)}, \quad (20)$$

then any poisoning distribution ν (with any support) cannot produce the model \mathbf{w} (along with training distribution μ)!

By simply changing $\tilde{\mathbf{x}} \leftarrow y\mathbf{x}$ and then dropping y we immediately obtain from Theorem 2 sufficient and necessary conditions for poisoning binary margin classifiers. In particular, we record the following result:

Corollary 2 (Binary Margin Classifier). *Consider linear models with loss $\ell(\tilde{\mathbf{x}}; \mathbf{w}) = l(\mathbf{w}^\top \tilde{\mathbf{x}})$. Suppose $\Gamma = \Pi = \mathcal{P}$ consist of all distributions on $\tilde{\mathbb{X}}$ and $\langle \mathbf{w}, \mathbf{g}(\mu) \rangle \neq 0$. Define*

$$a := \inf_{t \in \mathbf{w}^\top \tilde{\mathbb{X}}} t \cdot l'(t), \quad b := \sup_{t \in \mathbf{w}^\top \tilde{\mathbb{X}}} t \cdot l'(t). \quad (21)$$

Then, a target model \mathbf{w} is λ -poisonable iff (16) holds (with equality attained if a and b are attained).

The standard margin losses are decreasing, such as the logistic loss in Example 2, the exponential loss in Adaboost, and the hinge loss in SVM. When $\mathbb{X} = \mathbb{R}^d$ is unbounded, typically $b = \infty$ but $a > -\infty$, leading to a common phase transition phenomenon: data poisoning against these losses succeeds iff λ crosses the threshold in (16). In particular, any target model \mathbf{w} such that $\langle \mathbf{w}, \mathbf{g}(\mu) \rangle < 0$ is always poisonable for any $\lambda > 0$. Interestingly, Koh et al. (2022, Proposition 3) showed that if a model is poisonable, then it (often) can be poisoned by a distribution ν supported on two distinct points (which however does not imply diminishing ε_d due to repetitions). Corollary 2 provides a definitive answer on when a model is poisonable and hence complements the results of Koh et al. (2022).

We emphasize that with any further restrictions on the poisoning distribution (such that $\Gamma \subsetneq \mathcal{P}$), condition (16) remains to be necessary: data poisoning is apparently even harder in this case. For nonlinear models with a fixed feature map ϕ (such as kernel methods), our results extend immediately, after the obvious change-of-variable $\mathbf{x} \leftarrow \phi(\mathbf{x})$.

3.3 Multiple Output Linear Models

Next, we extend our results to multiple outputs (classes):

Theorem 3 (Multiclass). *Consider $\ell(\mathbf{x}, \mathbf{y}; W) = l(W^\top \mathbf{x}, \mathbf{y})$ for some loss l . Then⁴,*

$$G(\mathbf{x}, \mathbf{y}) := \nabla_W \ell(\mathbf{x}, \mathbf{y}; W) = \mathbf{x} \otimes \nabla l(W^\top \mathbf{x}, \mathbf{y}), \quad (22)$$

and W is λ -poisonable iff there exists $\nu \in \Gamma$ such that

$$\mathbf{0} \in (1 - \lambda)G(\mu) + \lambda G(\nu). \quad (23)$$

Suppose $W^\top G(\mu)$ is non-degenerate and let

$$\mathbb{J} := \{\mathbb{E}_{(\mathbf{x}, \mathbf{y}) \sim \nu} (W^\top \mathbf{x}) \otimes \nabla l(W^\top \mathbf{x}, \mathbf{y}) : \nu \in \Pi\}. \quad (24)$$

Then, W is λ -poisonable if $\Gamma \supseteq T_{\#} \Pi$ and

$$\mathbf{0} \in (1 - \lambda)W^\top G(\mu) + \lambda \mathbb{J}, \quad (25)$$

where the transformation $T(\mathbf{x}, \mathbf{y}) := (G(\mu)[W^\top G(\mu)]^{-1}W^\top \mathbf{x}, \mathbf{y})$. Conversely, (25) holds if W is λ -poisonable and $\Pi \supseteq \Gamma$.

Compared to Theorem 2, condition (25) is no longer univariate but a square matrix of dimensions the same as \mathbf{y} (the output). Nevertheless, we may simply take the trace on both sides to arrive at an easier albeit only necessary condition. We illustrate the last point through a familiar example:

Example 3 (Cross-entropy). *Let $\mathbf{h} = W^\top \mathbf{x}$. The cross-entropy loss corresponds to*

$$l(\mathbf{h}, \mathbf{y}) = -\langle \mathbf{h}, \mathbf{y} \rangle + \log \sum_k \exp h_k, \quad (26)$$

where \mathbf{y} is one-hot. Taking trace on (25) we obtain

$$0 = (1 - \lambda)g(\mu) + \lambda g(\nu), \quad \text{where} \quad (27)$$

$$g(\nu) = \mathbb{E}_{(\mathbf{x}, \mathbf{y}) \sim \nu} \langle \mathbf{h}, \mathbf{p} - \mathbf{y} \rangle, \quad (28)$$

and $\mathbf{p} := \text{softmax}(\mathbf{h}) = \exp(\mathbf{h}) / \sum_k \exp(h_k)$. In Appendix A we prove the tight bound $-\mathscr{W}(\frac{c-1}{e}) \leq g(\nu) \leq \infty$, leading to the necessary condition for data poisoning:

$$\varepsilon_d \geq \tau = \tau(c) := \langle W, G(\mu) \rangle / \mathscr{W}(\frac{c-1}{e}), \quad (29)$$

where c is the number of classes. When $c = 2$, we recover the sufficient and necessary condition in (20).

We remark that all of our results continue to hold as necessary (but may not be sufficient) conditions for neural networks where the input \mathbf{x} goes through a learned feature transformation $\varphi(\mathbf{x}; \mathbf{u})$, parameterized by \mathbf{u} . See Theorem 4 in Appendix A for more details.

⁴We use the notation $\mathbf{a} \otimes \mathbf{b} := \mathbf{a}\mathbf{b}^\top$ for two column vectors.

4 Gradient Canceling Attack

In this section we discuss how to find a poisoning distribution $\nu \in \Gamma$ so that upon retraining on the mixed distribution $\chi = (1 - \lambda)\mu + \lambda\nu$, the target model \mathbf{w} will be favored. We recall that μ is the (clean) training distribution and λ is the (absolute) poisoning proportion.

The algorithm we propose is very intuitive and directly inspired by our Definition 1: we simply find a poisoning distribution $\nu \in \Gamma$ so that

$$\mathbf{g}(\chi) = (1 - \lambda)\mathbf{g}(\mu) + \lambda\mathbf{g}(\nu) \approx \mathbf{0}, \quad (30)$$

where recall that $\lambda = \frac{\varepsilon_d}{1 + \varepsilon_d}$ and $\mathbf{g}(\nu) := \mathbb{E}_{\mathbf{z} \sim \nu} \nabla_{\mathbf{w}} \ell(\mathbf{z}; \mathbf{w})$ is the model gradient computed over a distribution ν . Thus, we arrive at the following Gradient Canceling problem⁵:

$$\min_{\nu \in \Gamma} \frac{1}{2} \|\mathbf{g}(\mu) + \varepsilon_d \mathbf{g}(\nu)\|_2^2, \quad (31)$$

which is always convex (since $\mathbf{g}(\nu)$ is linear in ν while Γ is a convex subset of admissible distributions). In Appendix B we discuss a measure optimization approach for solving (31), while below we focus on a Lagrangian approach that directly constructs a poisoning dataset and eliminates the need of resampling from ν .

In more details, we constrain the poisoning distribution to be uniform over $n\varepsilon_d$ data points $\{\mathbf{z}_j\}$:

$$\hat{\nu} = \frac{1}{n\varepsilon_d} \sum_{j=1}^{n\varepsilon_d} \delta_{\mathbf{z}_j}, \quad (32)$$

where n is the size of the (clean) training set and $\delta_{\mathbf{z}}$ denotes the point mass concentrated on \mathbf{z} . We only optimize the locations of the points \mathbf{z}_j but keep their mass uniform throughout. Thus, we arrive at the following problem:

$$\min_{\hat{\nu} \in \Gamma} \frac{1}{2} \left\| \mathbf{g}(\mu) + \varepsilon_d \cdot \frac{1}{n\varepsilon_d} \sum_{j=1}^{n\varepsilon_d} \nabla_{\mathbf{w}} \ell(\mathbf{z}_j; \mathbf{w}) \right\|_2^2, \quad (33)$$

where we remind that $\mathbf{g}(\mu) = \mathbb{E}_{\mathbf{z} \sim \mu} \nabla_{\mathbf{w}} \ell(\mathbf{z}; \mathbf{w})$ as well as the target model \mathbf{w} are fixed during optimization. For supervised tasks where $\mathbf{z} = (\mathbf{x}, \mathbf{y})$, we may choose to optimize both the feature \mathbf{x} and label \mathbf{y} , or simply optimize the feature \mathbf{x} only (as in our experiments).

We apply (projected) gradient descent to solve (33), where the gradient with respect to the j -th poisoning data \mathbf{z}_j is:

$$\frac{\partial}{\partial \mathbf{z}_j} = \frac{1}{n} \nabla_{\mathbf{z}} \nabla_{\mathbf{w}} \ell(\mathbf{z}_j; \mathbf{w}) \cdot [\mathbf{g}(\mu) + \varepsilon_d \mathbf{g}(\hat{\nu})]. \quad (34)$$

We note that using auto-differentiation, the above matrix vector product can be computed very efficiently, costing essentially as much as gradient calculation. The constraint for $\hat{\nu}$ to lie in Γ can be handled by projection. For instance, the constraint $\mathbf{z} \in \mathcal{Z}$ (e.g. pixels must lie in $\mathcal{Z} = [0, 1]$) can be enforced by projecting the gradient update onto \mathcal{Z} .

We summarize the Gradient Canceling(GC) attack in Algorithm 1, and we emphasize that it can take *any* target model \mathbf{w} and construct a poisoning dataset such that retraining will arrive (approximately) at \mathbf{w} . We note that Gradient Canceling is a refinement of the KKT attack of Koh et al. (2022): our refinement lies in the generalization to any loss ℓ , different optimization strategy, exploring target models generated by the much stronger GradPC attack, experimentation on a variety of different models, and studying the effect of the poisoning proportion. Other authors such as Mei and Zhu (2015b) and Suya et al. (2021) also explored attacks based on a target model but differ substantially from us. We compare with Koh et al. (2022) and Suya et al. (2021) empirically in Appendix C.6.

⁵Other merit functions than the ℓ_2 -norm here can also be used.

Algorithm 1: Gradient Canceling(GC) Attack

Input: training distribution μ , step size η , poisoning fraction ε_d , and target model \mathbf{w} .

- 1 initialize poisoned dataset $\hat{\nu}$ in (32), e.g. randomly subsample clean training data calculate $\mathbf{g}(\mu) = \mathbb{E}_{\mathbf{z} \sim \mu} \nabla_{\mathbf{w}} \ell(\mathbf{z}; \mathbf{w})$
- 2 **for** $t = 1, 2, \dots$ **do**
- 3 calculate $\mathbf{g}(\hat{\nu}) \leftarrow \frac{1}{n\varepsilon_d} \sum_{j=1}^{n\varepsilon_d} \nabla_{\mathbf{w}} \ell(\mathbf{z}_j; \mathbf{w})$
- 4 calculate loss $\mathcal{L} = \frac{1}{2} \|\mathbf{g}(\mu) + \varepsilon_d \mathbf{g}(\hat{\nu})\|_2^2$
- 5 update poisoned data using (34): $\mathbf{z}_j \leftarrow \mathbf{z}_j - \eta \frac{\partial \mathcal{L}}{\partial \mathbf{z}_j}$
- 6 project to admissible set: $\hat{\nu} \leftarrow \text{Proj}_{\Gamma}(\hat{\nu})$
- 7 **return** the final poisoned dataset $\hat{\nu}$

Comparison with Gradient Matching. Geiping et al. (2021) proposed a gradient matching algorithm for crafting *targeted* poisoning attacks, which can be easily adapted to our setting. Suppose that a defender aims at minimizing a loss ℓ to achieve model \mathbf{w} on (clean) training distribution μ . Let \mathcal{J} be a reversed version of ℓ . For example, if $l(\mathbf{h}, \mathbf{y}) = -\langle \mathbf{h}, \mathbf{y} \rangle + \log \sum_k \exp h_k$ (where recall that $\mathbf{h} = W^\top \mathbf{x}$ and \mathbf{y} is one-hot) is the cross-entropy loss in Example 3, then

$$l(\mathbf{h}, \mathbf{y}) = -\log[1 - \exp(-l(\mathbf{h}, \mathbf{y}))] = -\log \left[1 - \frac{\exp(\mathbf{h}, \mathbf{y})}{\sum_k \exp h_k} \right] \quad (35)$$

is the reversed cross-entropy loss (Fowl et al. 2021a). As \mathcal{J} discourages the model from classifying clean data \mathbf{x} as \mathbf{y} , Geiping et al. (2021) proposed to match its gradient $\nabla_{\mathbf{w}} \mathcal{J}(\mu; \mathbf{w})$ over a poisoned distribution $\hat{\nu}$ (within some proximity of μ), based on some dissimilarity function \mathcal{S} (e.g. cosine dissimilarity):

$$\min_{\hat{\nu} \in \Gamma} \mathcal{S}(\nabla_{\mathbf{w}} \mathcal{J}(\mu; \mathbf{w}), \nabla_{\mathbf{w}} \ell(\hat{\nu}; \mathbf{w})). \quad (36)$$

We point out some key differences between gradient matching in (Fowl et al. 2021a) and our work: (1) Gradient matching focuses on $\lambda = 1$, i.e. an attacker is able to modify the entire training set. While this is useful in certain settings (e.g. crafting “unlearnable examples”), it masks the effect of the poisoning proportion, which, as we showed in Section 3, can determine if a model is poisonable at all. (2) Gradient matching requires the construction of a reversed loss, whose gradient may not be at the same scale as that of the loss we are interested in. Thus, one typically can only hope to align the direction of gradients, which does not necessarily imply the desired matching in performance. In contrast, Algorithm 1 only requires the original loss and our theory gives guidance on when it succeeds. (3) There is no guarantee that after retraining over $\hat{\nu}$, gradient matching will arrive at the target model while Algorithm 1 explicitly aims to achieve this goal. Further experimental comparisons against gradient matching will be presented in Section 5 and Appendix C.

5 Experiments

We perform extensive experiments to verify our main results: (a) how competitive the gradient canceling attack (Algorithm 1) is compared to SOTA baselines in indiscriminate data poisoning? (b) to what extent our threshold τ (see (29)) can predict model poisonability?(c) how effective gradient canceling remains against SOTA defense mechanisms?

5.1 Experimental settings

Dataset: We consider image classification on MNIST (Deng 2012) (60k training and 10k test images), CIFAR-10 (Krizhevsky 2009) (50k training and 10k test images), and TinyImageNet (Chrabaszcz et al. 2017) (100k training, 10k validation and 10k test images). For the first two datasets, we further split the training data into 70% training set and 30% validation set, respectively.

Table 2: The attack accuracy/accuracy drop (%) on MNIST, CIFAR-10 and TinyImageNet. We perform GC based on the target parameters generated by GradPC. We take three different runs for GC to get the mean and report the standard derivation in Appendix C. Our attack significantly outperforms TGDA and Gradient Matching.

| Dataset | Target Model ε_d | Clean Acc 0 | GradPC 0 | Gradient Canceling | | | | TGDA | | | Gradient Matching | | |
|--------------|---------------------------------|----------------|------------------------|--------------------|---------------|---------------|--------|-------|-------|--------|-------------------|-------|--------|
| | | | | 0.03 | 0.1 | 1 | τ | 0.03 | 0.1 | 1 | 0.03 | 0.1 | 1 |
| MNIST | LR | 92.35 | -70.87 ($\tau=1.15$) | -22.97 | -63.83 | -67.01 | -69.66 | -2.79 | -4.01 | -8.97 | -3.33 | -8.14 | -12.13 |
| | NN | 98.04 | -20.03 ($\tau=2.48$) | -6.10 | -9.77 | -12.05 | -19.05 | -1.50 | -1.72 | -5.49 | -2.82 | -3.71 | -4.03 |
| | CNN | 99.13 | -24.78 ($\tau=0.98$) | -9.55 | -20.10 | -23.80 | -23.77 | -1.11 | -1.31 | -4.76 | -2.01 | -3.80 | -6.94 |
| CIFAR-10 | ResNet-18 | 94.95 | -21.69 ($\tau=1.29$) | -13.73 | -16.40 | -18.33 | -19.98 | -5.54 | -6.28 | -17.21 | -6.01 | -7.62 | -9.80 |
| TinyImageNet | ResNet-34 | 66.65 | -24.77 ($\tau=1.08$) | -13.22 | -16.11 | -20.15 | -22.79 | -4.42 | -6.52 | -14.33 | -5.53 | -7.72 | -10.85 |

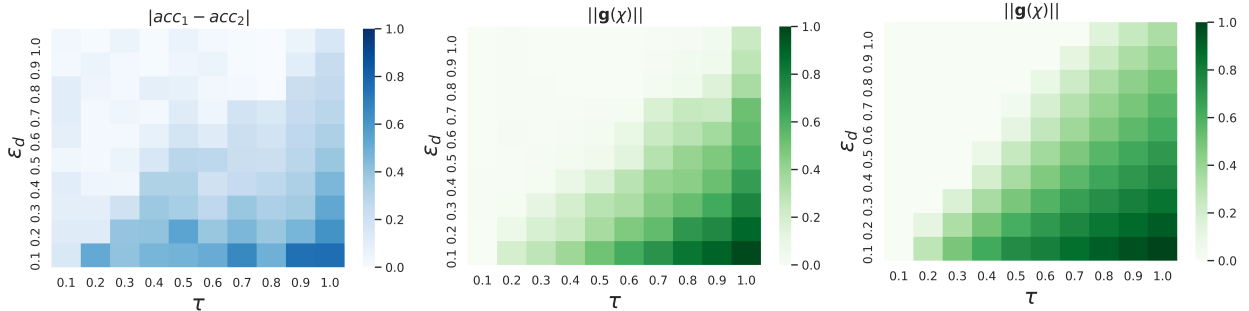


Figure 2: We run experiments on logistic regression to verify the transition threshold τ in Corollary 2. **Left**: accuracy difference between GC and GradPC on 10-d Gaussian dataset; **Middle**: norm of the gradient over the mixed dataset χ on 10-d Gaussian dataset; **Right**: norm of the gradient over the mixed dataset χ on MNIST-17.

Target models: We examine the following ML models. On MNIST: Logistic Regression (LR), a fully connected neural network (NN) with three layers and a convolutional neural network (CNN) with two convolutional layers, max-pooling and one fully connected layer; On CIFAR-10: ResNet-18 (He et al. 2016); and on TinyImageNet: ResNet-34.

Baselines: We compare to TGDA (Lu et al. 2022) and Gradient Matching (Geiping et al. 2021) attacks. To our knowledge, the TGDA attack is one of the most effective data poisoning attacks against neural networks. Gradient Matching was originally proposed for targeted attacks and unlearnable examples, and we also compare against it due to its similarity with the Gradient Canceling (GC) attack.

Implementation: For GC implementation, we follow Algorithm 1

and we discuss the effect of the projection step in Section 5.4. Most of our target models are generated using GradPC⁶ (Sun et al. 2020) with $\varepsilon_w = 0.5$, except LR on MNIST, where we use $\varepsilon_w = 1$ to allow meaningful accuracy drop and transition threshold τ . We initialized the poisoned points with a random $n\varepsilon_d$ sample from the clean training set and we only optimized the feature vectors but not the labels. Accuracy drops are obtained after retraining.

5.2 How competitive is gradient canceling (GC)?

Table 2 reports the accuracy drop of LR, NN, CNN and ResNet due to GC on the aforementioned datasets. We note the trade-off of ε_w in GradPC when generating a target model: the larger ε_w is, the more effective GradPC is but also the larger the resulting transition threshold τ is, meaning that GC (or any other data poisoning attack) can succeed only with a larger proportion ε_d of poisoned points. We used $\tau = \tau(2)$ in

⁶We follow the implementation in <https://github.com/TobiasLee/ParamCorruption>.

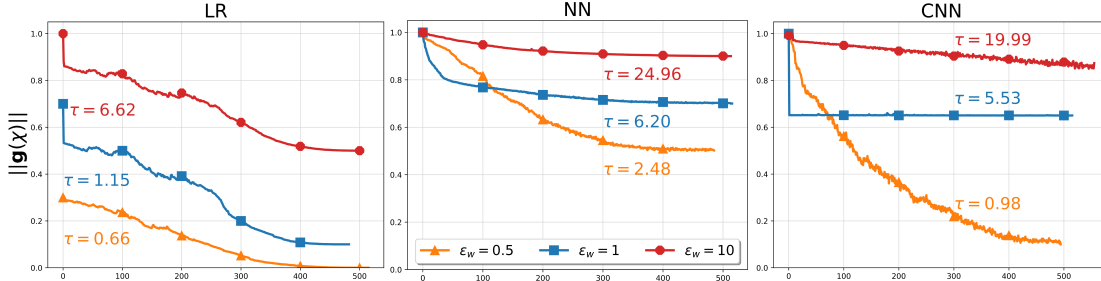


Figure 3: The learning curve for running GC on MNIST with different target models \mathbf{w} and ε_w . We fix $\varepsilon_d = 1$, and the curves indicate the decrease of the gradient $\|\mathbf{g}(\chi)\|$ w.r.t. GC epoch. We confirm that GC fails to achieve \mathbf{w} when $\varepsilon_d < \tau$.

Table 2 as we find it is much more indicative than the more conservative $\tau(c)$ (which is roughly 11 times smaller on TinyImageNet and 4 times smaller otherwise).

We observe that GC is much more effective than TGDA and Gradient Matching, across all datasets, models, and choices of ε_d . This confirms that existing data poisoning attacks are under-optimized and there is room for future improvements. Moreover, when ε_d approaches the transition threshold τ , GC, a *bona fide* data poisoning attack, indeed achieves comparable accuracy drop as GradPC (which directly overwrites the model). While Table 1 still has room to improve, both in terms of the tightness of the transition threshold τ and the effectiveness of the GC attack, we believe our results yield significant insights on data poisoning, in particular the theoretical and experimental quantification of the detrimental effect of a large proportion ε_d of poisoned points.

5.3 Predicting poisonability using threshold τ

Next, we further examine the predictability of the transition threshold $\tau \approx 3.6 \langle W, G(\mu) \rangle$, which is simply proportional to the inner product between a target model and its gradient on the clean training data.

Binary Logistic regression: We have already shown the predictability of τ on the OR dataset in Figure 1. In Figure 2 we show additional results on a 10-dimensional Gaussian dataset (see Appendix C.1) and MNIST-17 (consisting only of digits 1 and 7). The observations are similar: GC could achieve similar accuracy drops as GradPC (which directly overwrites the model), as long as ε_d crosses the threshold τ . We also note that the threshold τ tends to be more conservative as the dimension of the problem increases, which we believe is largely because the optimization cost of GC becomes accordingly higher.

Multi-class with cross-entropy: We also perform experiments on multi-class problems with the cross-entropy loss in Example 3. In Table 2 we have confirmed that when $\varepsilon_d > \tau$, GC largely achieves the target models generated by GradPC. We now further examine the opposite case where $\varepsilon_d < \tau$. We fix $\varepsilon_d = 1$ and vary ε_w in GradPC, consequently generating target models with varying τ on MNIST. Figure 3 shows how much the gradient $\|\mathbf{g}(\chi)\|$ of the target models decreases w.r.t. each epoch of GC (when χ , the mixed dataset, gets updated). We observe that the gradients do not converge to 0, indicating that GC failed to produce the target models. We emphasize that this is not just the failure of GC: any other data poisoning attack cannot succeed either. A larger poisoning proportion ε_d is necessary in this case.

5.4 Does GC remain effective against defenses?

Lastly, we examine the effectiveness of GC against a SOTA defense Sever (Diakonikolas et al. 2016), which removes ε_d training points with the highest outlier scores, defined using the top singular value of the gradient matrix. More results w.r.t. other defenses can be found in Appendix C.10. Table 3 reports the accuracy drops on MNIST. We observe that (1) Sever indeed reduces the effectiveness of GC, consistently across all models. (2) Clipping poisoned data to the range of the clean training set makes GC more robust against all

Table 3: Accuracy drop (%) of Gradient Canceling (w/wo clipping) on MNIST against Sever defense (+ indicates the accuracy increased by the defense). GC-c: GC with clipped output; GC-d: GC after defense; GC-cd: GC-c after defense.

| Model | Clean | ε_d | GC | GC-c | Sever | |
|-------|-------|-----------------|--------|--------|-----------------------|-----------------------|
| | | | | | GC-d | GC-cd |
| LR | 92.35 | 0.03 | -22.79 | -11.28 | -12.81 / +9.98 | -9.66 / +1.62 |
| | | 0.1 | -63.83 | -26.77 | -59.79 / +4.04 | -25.53 / +1.24 |
| | | 1 | -67.01 | -28.99 | -65.01 / +2.00 | -27.89 / +1.10 |
| NN | 98.04 | 0.03 | -6.10 | -3.25 | -3.22 / +2.88 | -2.26 / +0.90 |
| | | 0.1 | -9.77 | -5.10 | -7.66 / +2.11 | -4.46 / +0.56 |
| | | 1 | -12.05 | -6.53 | -10.02 / +2.03 | -6.11 / +0.42 |
| CNN | 99.13 | 0.03 | -9.55 | -5.87 | -5.55 / +4.00 | -4.36 / +1.51 |
| | | 0.1 | -20.10 | -12.50 | -16.55 / +3.55 | -11.32 / +1.18 |
| | | 1 | -23.80 | -13.32 | -21.05 / +2.75 | -12.51 / +0.81 |

defenses, at the cost of less effective in terms of accuracy drop. (3) Even with clipping and against defenses, GC still largely outperforms TGDA and Gradient Matching. (4) Larger ε_d generally makes GC both more effective and more robust, which matches our observation in least-squares regression (see Appendix C.4).

6 Conclusion and Future work

In this work, we introduce the notion of *model poisonability* as a technical tool to study the intrinsic limits in data poisoning. We give complete characterizations on the poisoning ratio that any data poisoning attack has to satisfy, and we derive an easily computable threshold that depends only on the (clean) training data, loss and target model. Using the gradient canceling attack, we perform extensive experiments on a number of datasets and models to quantify the critical role played by the poisoning ratio, confirm the precision of our transition threshold, and achieve better performance against SOTA baselines (w/wo existing defenses).

Our empirical results also reveal further room to sharpening the transition threshold and developing more effective data poisoning attacks, and we mention the exciting possibility of designing (clean) in-house data to mitigate and regulate the risk of future poisoning attacks.

Acknowledgments

GK is Supported by an NSERC Discovery Grant, an unrestricted gift from Google, and a University of Waterloo startup grant. YY gratefully acknowledges support from NSERC, CIFAR and WHJIL.

References

- Aghakhani, H., D. Meng, Y.-X. Wang, C. Kruegel, and G. Vigna (2021). “Bullseye polytope: A scalable clean-label poisoning attack with improved transferability”. In: *IEEE European Symposium on Security and Privacy (EuroS&P)*, pp. 159–178.
- Biggio, B., B. Nelson, and P. Laskov (2012). “Poisoning attacks against support vector machines”. In: *Proceedings of the 29th International Conference on Machine Learning (ICML)*, pp. 1467–1474.
- Chen, X., C. Liu, B. Li, K. Lu, and D. Song (2017). “Targeted backdoor attacks on deep learning systems using data poisoning”. arXiv:1712.05526.
- Chrabaszcz, P., I. Loshchilov, and F. Hutter (2017). “A downsampled variant of ImageNet as an alternative to the CIFAR datasets”. arXiv preprint arXiv:1707.08819.
- Deng, L. (2012). “The MNIST database of handwritten digit images for machine learning research [best of the web]”. *IEEE Signal Processing Magazine*, vol. 29, no. 6, pp. 141–142.
- Diakonikolas, I., G. Kamath, D. M. Kane, J. Li, A. Moitra, and A. Stewart (2016). “Robust Estimators in High Dimensions without the Computational Intractability”. In: *Proceedings of the 57th Annual IEEE Symposium on Foundations of Computer Science*, pp. 655–664.
- Fowl, L., P.-y. Chiang, M. Goldblum, J. Geiping, A. Bansal, W. Czaja, and T. Goldstein (2021a). “Preventing unauthorized use of proprietary data: Poisoning for secure dataset release”. arXiv preprint arXiv:2103.02683.
- Fowl, L., M. Goldblum, P.-y. Chiang, J. Geiping, W. Czaja, and T. Goldstein (2021b). “Adversarial Examples Make Strong Poisons”. In: *Advances in Neural Information Processing Systems*, pp. 30339–30351.
- Fu, S., F. He, Y. Liu, L. Shen, and D. Tao (2021). “Robust unlearnable examples: Protecting data privacy against adversarial learning”. In: *International Conference on Learning Representations*.
- Gao, L. et al. (2020). “The Pile: An 800GB Dataset of Diverse Text for Language Modeling”. arXiv preprint arXiv:2101.00027.
- Geiping, J., L. H. Fowl, W. R. Huang, W. Czaja, G. Taylor, M. Moeller, and T. Goldstein (2021). “Witches’ Brew: Large Scale Data Poisoning via Gradient Matching”. In: *International Conference on Learning Representations*.
- Goldblum, M., D. Tsipras, C. Xie, X. Chen, A. Schwarzschild, D. Song, A. Madry, B. Li, and T. Goldstein (2023). “Dataset Security for Machine Learning: Data Poisoning, Backdoor Attacks, and Defenses”. *IEEE Transactions on Pattern Analysis and Machine Intelligence*, vol. 45, no. 2, pp. 1563–1580.
- Gu, T., B. Dolan-Gavitt, and S. Garg (2017). “Badnets: Identifying vulnerabilities in the machine learning model supply chain”. arXiv:1708.06733.
- Guo, J. and C. Liu (2020). “Practical Poisoning Attacks on Neural Networks”. In: *European Conference on Computer Vision*, pp. 142–158.

- He, K., X. Zhang, S. Ren, and J. Sun (2016). “Deep Residual Learning for Image Recognition”. In: *Proceedings of the IEEE Computer Society Conference on Computer Vision and Pattern Recognition*, pp. 770–778.
- Huang, H., X. Ma, S. M. Erfani, J. Bailey, and Y. Wang (2021). “Unlearnable Examples: Making Personal Data Unexploitable”. In: *International Conference on Learning Representations*.
- Koh, P. W. and P. Liang (2017). “Understanding black-box predictions via influence functions”. In: *Proceedings of the 34th International Conference on Machine Learning (ICML)*, pp. 1885–1894.
- Koh, P. W., J. Steinhardt, and P. Liang (2022). “Stronger Data Poisoning Attacks Break Data Sanitization Defenses”. *Machine Learning*, vol. 111, pp. 1–47.
- Krizhevsky, A. (2009). “Learning multiple layers of features from tiny images”. tech. report.
- Kumar, R. S. S., M. Nyström, J. Lambert, A. Marshall, M. Goertzel, A. Comissioneru, M. Swann, and S. Xia (2020). “Adversarial machine learning-industry perspectives”. In: *IEEE Security and Privacy Workshops (SPW)*, pp. 69–75.
- Liu, W. and S. Chawla (2010). “Mining adversarial patterns via regularized loss minimization”. *Machine learning*, vol. 81, no. 1, pp. 69–83.
- Lu, Y., G. Kamath, and Y. Yu (2022). “Indiscriminate Data Poisoning Attacks on Neural Networks”. *Transactions on Machine Learning Research*.
- Lyu, L., H. Yu, and Q. Yang (2020). “Threats to federated learning: A survey”. arXiv preprint arXiv:2003.02133.
- Mei, S. and X. Zhu (2015a). “The Security of Latent Dirichlet Allocation”. In: *Artificial Intelligence and Statistics*, pp. 681–689.
- (2015b). “Using Machine Teaching to Identify Optimal Training-Set Attacks on Machine Learners”. In: *AAAI Conference on Artificial Intelligence*, pp. 2871–2877.
- Muñoz-González, L., B. Biggio, A. Demontis, A. Paudice, V. Wongrassamee, E. C. Lupu, and F. Roli (2017). “Towards Poisoning of Deep Learning Algorithms with Back-gradient Optimization”. In: *Proceedings of the 10th ACM Workshop on Artificial Intelligence and Security (AISec)*, pp. 27–38.
- Nelson, B., M. Barreno, F. J. Chi, A. D. Joseph, B. I. Rubinstein, U. Saini, C. Sutton, J. D. Tygar, and K. Xia (2008). “Exploiting machine learning to subvert your spam filter.” *LEET*, vol. 8, pp. 1–9.
- Saha, A., A. Subramanya, and H. Pirsiavash (2020). “Hidden trigger backdoor attacks”. In: *Proceedings of the AAAI Conference on Artificial Intelligence*.
- Sandoval-Segura, P., V. Singla, J. Geiping, M. Goldblum, T. Goldstein, and D. W. Jacobs (2022). “Autoregressive Perturbations for Data Poisoning”. In: *Advances in Neural Information Processing Systems*.
- Shafahi, A., W. R. Huang, M. Najibi, O. Suci, C. Studer, T. Dumitras, and T. Goldstein (2018). “Poison Frogs! Targeted Clean-Label Poisoning Attacks on Neural Networks”. In: *Advances in Neural Information Processing Systems (NeurIPS)*, pp. 6103–6113.
- Shejwalkar, V., A. Houmansadr, P. Kairouz, and D. Ramage (2022). “Back to the Drawing Board: A Critical Evaluation of Poisoning Attacks on Production Federated Learning”. In: *IEEE Symposium on Security and Privacy (SP)*, pp. 1354–1371.
- Sun, X., Z. Zhang, X. Ren, R. Luo, and L. Li (2020). “Exploring the vulnerability of deep neural networks: A study of parameter corruption”. In: *Proceedings of the AAAI Conference on Artificial Intelligence*.

- Suya, F., S. Mahloujifar, A. Suri, D. Evans, and Y. Tian (2021). “Model-targeted poisoning attacks with provable convergence”. In: *Proceedings of the 38th International Conference on Machine Learning (ICML)*, pp. 10000–10010.
- Szegedy, C., W. Zaremba, I. Sutskever, J. Bruna, D. Erhan, I. Goodfellow, and R. Fergus (2014). “Intriguing properties of neural networks”. In: International Conference on Learning Representation.
- Tran, B., J. Li, and A. Madry (2018). “Spectral Signatures in Backdoor Attacks”. In: *Advances in Neural Information Processing Systems (NeurIPS)*.
- Wakefield, J. (2016). “Microsoft chatbot is taught to swear on Twitter”. *BBC News*.
- Yu, D., H. Zhang, W. Chen, J. Yin, and T.-Y. Liu (2022). “Availability Attacks Create Shortcuts”. In: *Proceedings of the 28th ACM SIGKDD Conference on Knowledge Discovery and Data Mining*, pp. 2367–2376.
- Zhang, Z., R. Luo, X. Ren, Q. Su, L. Li, and X. Sun (2021). “Adversarial parameter defense by multi-step risk minimization”. *Neural Networks*, vol. 144, pp. 154–163.
- Zhu, C., W. R. Huang, H. Li, G. Taylor, C. Studer, and T. Goldstein (2019). “Transferable clean-label poisoning attacks on deep neural nets”. In: *International Conference on Machine Learning*, pp. 7614–7623.

A Proofs

Theorem 2 (Linear Models). *Consider $\ell((\mathbf{x}, y); \mathbf{w}) = l(\mathbf{w}^\top \mathbf{x}, y)$ for some univariate loss l . Then,*

$$\mathbf{g}(\mathbf{x}, y) = \mathbf{x} \cdot l'(\mathbf{w}^\top \mathbf{x}, y), \quad (10)$$

and \mathbf{w} is λ -poisonable iff there exists $\nu \in \Gamma$ such that

$$0 \in (1 - \lambda)\mathbf{g}(\mu) + \lambda\mathbf{g}(\nu). \quad (11)$$

Suppose $\langle \mathbf{w}, \mathbf{g}(\mu) \rangle \neq 0$. Consider $\Pi \subseteq \mathcal{P}$ and let

$$\mathbb{J} := \{\mathbb{E}_{(\mathbf{x}, y) \sim \nu}(\mathbf{w}^\top \mathbf{x}) \cdot l'(\mathbf{w}^\top \mathbf{x}, y) : \nu \in \Pi\} \subseteq \mathbb{R}. \quad (12)$$

Then, \mathbf{w} is λ -poisonable iff $\Gamma \supseteq T_{\#}\Pi$ and

$$0 \in (1 - \lambda)\langle \mathbf{w}, \mathbf{g}(\mu) \rangle + \lambda\mathbb{J}, \quad (13)$$

where the transformation $T(\mathbf{x}, y) := \left(\frac{\langle \mathbf{w}, \mathbf{x} \rangle}{\langle \mathbf{w}, \mathbf{g}(\mu) \rangle} \mathbf{g}(\mu), y\right)$. Conversely, (13) holds if \mathbf{w} is λ -poisonable and $\Pi \supseteq \Gamma$.

Proof. The gradient computation is straightforward while the first claim follows from Theorem 1.

Suppose now $\langle \mathbf{w}, \mathbf{g}(\mu) \rangle \neq 0$.

Suppose first (13) holds, so we can choose $\nu \in \Pi$ such that

$$0 = (1 - \lambda)\langle \mathbf{w}, \mathbf{g}(\mu) \rangle + \lambda\mathbb{E}_{(\mathbf{x}, y) \sim \nu}(\mathbf{w}^\top \mathbf{x}) \cdot l'(\mathbf{w}^\top \mathbf{x}, y). \quad (A.1)$$

Consider the transformation $T(\mathbf{x}, y) = \left(\frac{\langle \mathbf{w}, \mathbf{x} \rangle}{\langle \mathbf{w}, \mathbf{g}(\mu) \rangle} \mathbf{g}(\mu), y\right)$ and let $\tilde{\nu} = T_{\#}\nu$, which is in Γ due to our assumption $\Gamma \supseteq T_{\#}\Pi$. We then have

$$\mathbb{E}_{(\tilde{\mathbf{x}}, \tilde{y}) \sim \tilde{\nu}} l'(\mathbf{w}^\top \tilde{\mathbf{x}}, \tilde{y}) \tilde{\mathbf{x}} = \mathbb{E}_{(\mathbf{x}, y) \sim \nu} l'(\mathbf{w}^\top \mathbf{x}, y) \frac{\langle \mathbf{w}, \mathbf{x} \rangle}{\langle \mathbf{w}, \mathbf{g}(\mu) \rangle} \mathbf{g}(\mu), \quad (A.2)$$

and hence

$$(1 - \lambda)\mathbf{g}(\mu) + \lambda\mathbb{E}_{(\tilde{\mathbf{x}}, \tilde{y}) \sim \tilde{\nu}} \nabla \ell((\tilde{\mathbf{x}}, \tilde{y}); \mathbf{w}) = [(1 - \lambda)\langle \mathbf{w}, \mathbf{g}(\mu) \rangle + \lambda\mathbb{E}_{(\mathbf{x}, y) \sim \nu} l'(\mathbf{w}^\top \mathbf{x}, y) \langle \mathbf{w}, \mathbf{x} \rangle] \frac{\mathbf{g}(\mu)}{\langle \mathbf{w}, \mathbf{g}(\mu) \rangle} \quad (A.3)$$

$$= \mathbf{0}, \quad (A.4)$$

thanks to our choice of ν . Applying Theorem 1 again we know \mathbf{w} is λ -poisonable.

Conversely, if \mathbf{w} is λ -poisonable, then from Theorem 1 it follows that

$$\mathbf{0} \in (1 - \lambda)\mathbf{g}(\mu) + \lambda\mathbb{E}_{(\mathbf{x}, y) \sim \nu} l'(\mathbf{w}^\top \mathbf{x}, y) \mathbf{x}. \quad (A.5)$$

Taking inner product with the model \mathbf{w} on both sides and noting that $\Gamma \subseteq \Pi$ we verify (13). \square

Remark 1. *The condition $\langle \mathbf{w}, \mathbf{g}(\mu) \rangle \neq 0$ can be easily checked a priori. In case it fails, two possibilities arise:*

- $\mathbf{g}(\mu) = \mathbf{0}$, in which case poisoning is trivial: simply let $\nu = \mu$ for any λ .
- $\mathbf{g}(\mu) \neq \mathbf{0}$, in which case we may let ν concentrate on the line $L := \{-\alpha\mathbf{g}(\mu) : \alpha \geq 0\}$. Thus, data poisoning succeeds if

$$0 = (1 - \lambda) - \lambda\mathbb{E}_{(\alpha, y) \sim \nu} l'(0, y) \alpha, \quad (A.6)$$

where we identify $\alpha\mathbf{g}(\mu)$ as α for ν . As long as Γ contains some distribution that puts nonzero mass on L and sufficiently large $l'(0, y)$, \mathbf{w} is again λ -poisonable.

⁷ $T_{\#}\nu$ denotes the distribution of $T(\mathbf{z})$ when $\mathbf{z} \sim \nu$.

Remark 2 (Connection to breakdown point). For simplicity consider $\mathcal{Z} = \mathbb{R}^d \times \mathbb{R}$. It is well-known that unbounded convex losses $(t, y) \mapsto l(t - y)$, such as the square loss in Example 1, have 0 breakdown point (and hence not robust): even adding a single poisoning point can perturb the model norm $\|\mathbf{w}\|$ unboundedly (e.g. Yu et al. 2012, Theorem 5). Corollary 1 gives a much more detailed characterization: In fact, any target model \mathbf{w} can be induced by a diminishing amount of poisoning (even if ν is supported on a single point)! Indeed, since l is unbounded and convex, there exists some $\tau \in \mathbb{R}$ such that $|l'(\tau)| \neq 0$. It follows then $a = -\infty$ and $b = \infty$, and hence the threshold in (16) is trivially 0, for any target model \mathbf{w} . Of course, our characterization in Corollary 1 continues to hold for any domain \mathcal{Z} , unbounded or not.

Example 4 (Dichotomy). Consider the smooth loss⁸

$$l(t) = \begin{cases} -(4t + 1) \exp(-2), & \text{if } t \leq -\frac{1}{2} \\ \exp(\frac{1}{t}), & \text{if } t \in [-\frac{1}{2}, 0] \\ 0, & \text{if } t \geq 0 \end{cases}. \quad (\text{A.7})$$

Clearly, we have $a = 0$ and $b = \infty$. Thus, we arrive at a remarkable dichotomy:

- If $\langle \mathbf{w}, \mathbf{g}(\mu) \rangle = 0$ (in particular any separating \mathbf{w}), then data poisoning succeeds with any $\lambda > 0$;
- If $\langle \mathbf{w}, \mathbf{g}(\mu) \rangle \neq 0$ (and hence \mathbf{w} cannot separate μ), then data poisoning fails with any $\lambda < 1$.

Note that l in (A.7) is not calibrated since $l'(0) = 0$ Bartlett et al. 2006, so it may not be a sensible loss to use in practice. For a calibrated margin loss l , i.e. one that is differentiable at 0 with $l'(0) < 0$, we necessarily have $b > 0$ and $a < 0$, so the threshold in (16) usually lies strictly in $(0, 1)$, incurring a nontrivial phase transitioning.

Theorem 3 (Multiclass). Consider $\ell(\mathbf{x}, \mathbf{y}; W) = l(W^\top \mathbf{x}, \mathbf{y})$ for some loss l . Then⁹,

$$G(\mathbf{x}, \mathbf{y}) := \nabla_W \ell(\mathbf{x}, \mathbf{y}; W) = \mathbf{x} \otimes \nabla l(W^\top \mathbf{x}, \mathbf{y}), \quad (\text{22})$$

and W is λ -poisonable iff there exists $\nu \in \Gamma$ such that

$$\mathbf{0} \in (1 - \lambda)G(\mu) + \lambda G(\nu). \quad (\text{23})$$

Suppose $W^\top G(\mu)$ is non-degenerate and let

$$\mathbb{J} := \{\mathbb{E}_{(\mathbf{x}, \mathbf{y}) \sim \nu} (W^\top \mathbf{x}) \otimes \nabla l(W^\top \mathbf{x}, \mathbf{y}) : \nu \in \Pi\}. \quad (\text{24})$$

Then, W is λ -poisonable if $\Gamma \supseteq T_{\#} \Pi$ and

$$\mathbf{0} \in (1 - \lambda)W^\top G(\mu) + \lambda \mathbb{J}, \quad (\text{25})$$

where the transformation $T(\mathbf{x}, \mathbf{y}) := (G(\mu)[W^\top G(\mu)]^{-1}W^\top \mathbf{x}, \mathbf{y})$. Conversely, (25) holds if W is λ -poisonable and $\Pi \supseteq \Gamma$.

Proof. The proof is completely similar to that of Theorem 2. □

Proof. [of Example 3] We aim to show that for any $\mathbf{h} \in \mathbb{R}^c$ and one-hot $\mathbf{y} \in \mathbb{R}^c$, we have

$$-\mathcal{W}\left(\frac{c-1}{e}\right) \leq \langle \mathbf{h}, \mathbf{p} - \mathbf{y} \rangle \leq \infty, \text{ where recall that } \mathbf{p} := \text{softmax}(\mathbf{h}) = \exp(\mathbf{h}) / \sum_k \exp(h_k). \quad (\text{A.8})$$

⁸This is essentially a smoothed version of the perceptron loss $l(t) = \max\{-t, 0\}$.

⁹We use the notation $\mathbf{a} \otimes \mathbf{b} := \mathbf{a}\mathbf{b}^\top$ for two column vectors.

The right-hand side is clear: we need only send some h_k to ∞ , as long as $y_k \neq 1$. For the left-hand side, we simplify as follows. W.l.o.g. assume $y_i = 1$. Then,

$$\langle \mathbf{h}, \mathbf{p} - \mathbf{y} \rangle = \sum_k h_k \left[\frac{\exp(h_k)}{\sum_j \exp(h_j)} - y_k \right] = \frac{\sum_k (h_k - h_i) \exp(h_k - h_i)}{1 + \sum_{j \neq i} \exp(h_j - h_i)} \quad (\text{A.9})$$

$$= \sum_{k \neq i} \frac{\frac{1}{c-1} + \exp(h_k - h_i)}{1 + \sum_{j \neq i} \exp(h_j - h_i)} \cdot \frac{(h_k - h_i) \exp(h_k - h_i)}{\frac{1}{c-1} + \exp(h_k - h_i)} \quad (\text{A.10})$$

$$\geq \inf_t \frac{t \exp(t)}{\frac{1}{c-1} + \exp(t)} \quad (\text{A.11})$$

$$= -\mathscr{W}\left(\frac{c-1}{e}\right), \quad (\text{A.12})$$

where the inequality is achieved when $t \equiv h_k - h_i$ minimizes (A.11). \square

Theorem 4 (Neural Networks). *Consider $\ell(\mathbf{x}, \mathbf{y}; W, \mathbf{u}) = l(\mathbf{h}, \mathbf{y})$ for some loss l , where $\mathbf{h} := W^\top \varphi(\mathbf{x}; \mathbf{u})$. Then,*

$$\nabla_W \ell(\mathbf{x}, \mathbf{y}; W, \mathbf{u}) = \varphi(\mathbf{x}; \mathbf{u}) \otimes \nabla_{\mathbf{h}} l(\mathbf{h}, \mathbf{y}) \quad (\text{A.13})$$

$$\nabla_{\mathbf{u}} \ell(\mathbf{x}, \mathbf{y}; W, \mathbf{u}) = \nabla_{\mathbf{u}} \varphi(\mathbf{x}; \mathbf{u}) W \nabla_{\mathbf{h}} l(\mathbf{h}, \mathbf{y}), \quad (\text{A.14})$$

and (W, \mathbf{u}) is λ -poisonable iff there exists $\nu \in \Gamma$ such that

$$\mathbf{0} \in (1 - \lambda)G(\mu) + \lambda G(\nu), \quad (\text{A.15})$$

where $G(\nu) := \mathbb{E}_{(\mathbf{x}, \mathbf{y}) \sim \nu} (\nabla_W \ell, \nabla_{\mathbf{u}} \ell)$.

In particular, there exists some $\nu \in \Gamma$ such that

$$\mathbf{0} \in (1 - \lambda)G_1(\mu) + \lambda G_1(\nu), \quad (\text{A.16})$$

where $G_1(\nu) := \mathbb{E}_{(\mathbf{x}, \mathbf{y}) \sim \nu} \varphi(\mathbf{x}; \mathbf{u}) \otimes \nabla_{\mathbf{h}} l(\mathbf{h}, \mathbf{y})$.

Proof. It is straightforward to compute the gradients in (A.13) and (A.14). The iff condition in (A.15) then follows from Theorem 1. The necessary condition in (A.16) is obtained by simply ignoring the second part of $G(\mu)$ (that corresponds to $\nabla_{\mathbf{u}} \ell$). \square

From (A.16) we conclude that the poisoning distribution ν must be supported at least on $s = \text{rank}(G_1(\mu))$ points, as long as $\lambda \in (0, 1)$. Taking inner product w.r.t. WA on both sides of (A.16) we obtain

$$\mathbf{0} = (1 - \lambda)g_A(\mu) + \lambda g_A(\nu), \quad (\text{A.17})$$

where $g_A(\nu) = \mathbb{E}_{(\mathbf{x}, \mathbf{y}) \sim \nu} \langle A \nabla_{\mathbf{h}} l(\mathbf{h}, \mathbf{y}), \mathbf{h} \rangle$ and A is arbitrary. The condition (A.17) is univariate and easy to check, albeit being necessary but not sufficient. We remark that the free choice of the matrix A may be exploited to tighten this necessary condition.

B Data poisoning as measure optimization

In this section we discuss a measure optimization approach for solving the gradient canceling problem:

$$\min_{\nu \in \Gamma} \frac{1}{2} \|\mathbf{g}(\mu) + \varepsilon_d \mathbf{g}(\nu)\|_2^2, \quad (\text{B.1})$$

where we recall that

$$\mathbf{g}(\nu) = \mathbb{E}_{\mathbf{z} \sim \nu} \nabla_{\mathbf{w}} \ell(\mathbf{z}; \mathbf{w}) \quad (\text{B.2})$$

is the model gradient computed over the distribution ν . The objective of (B.1) is a convex quadratic, although living in an infinite dimensional space (the vector space of all signed measures over \mathbb{Z}). A particularly suitable way to solve (B.1) is the well-known Frank-Wolfe algorithm, where we repeatedly perform “atomic” updates to the measure ν :

$$\nu_{t+1} \leftarrow (1 - \eta_t)\nu_t + \eta_t\zeta_t, \tag{B.3}$$

where η_t is the step size, e.g. $\eta_t = \frac{2}{t+2}$. The direction ζ_t is found by solving the linear minimization subproblem:

$$\min_{\zeta \in \Gamma} \langle \mathbf{g}(\mu) + \varepsilon_d \mathbf{g}(\nu_t), \mathbf{g}(\zeta) \rangle. \tag{B.4}$$

When $\Gamma = \mathcal{P}$ consists of all distributions over \mathbb{Z} , the above subproblem simplifies to:

$$\min_{\mathbf{z} \in \mathbb{Z}} \langle \mathbf{g}(\mu) + \varepsilon_d \mathbf{g}(\nu_t), \nabla_{\mathbf{w}} \ell(\mathbf{z}; \mathbf{w}) \rangle, \tag{B.5}$$

i.e., we find a new poisoning point \mathbf{z} to add to the support of the poisoning distribution ν_t , while the step (B.3) adjusts the probability mass. One particularly appealing part of this algorithm is that after t iterations, the candidate poisoning distribution ν_t is supported at most on $t + 1$ points (assuming we start with some ν_0 supported on a single point). We remark that the subproblem (B.5) is often nonconvex (in particular for neural networks), and could be challenging to solve. The other difficulty is that an attacker often is not allowed to upload an entire poisoning distribution, so a resampling procedure (on ν) will be necessary to create a poisoning set, which is why we opted for a more direct approach in the main paper.

Another possibility is to parameterize ν as the push-forward of some fixed distribution (e.g. the training distribution), i.e. $\nu = [T(\theta)]_{\#}\mu$, and we optimize the push-forward transformation $T(\theta)$.

C Additional Experiments

C.1 Additional implementation details

Hardware and package: experiments were run on a cluster with T4 and P100 GPUs. The platform we use is PyTorch (Paszke et al. 2019).

Model in details: for the MNIST dataset, we examine three target models: Logistic Regression; a neural network (NN) with three layers, where we choose hidden size as 784 and apply leaky ReLU with `negative_slope = 0.2` for activation; and a convolutional neural network (CNN) with two convolutional layers with kernel size 3, maxpooling and two fully connected layers with hidden size 128.

Synthetic Datasets: in Figure 1 and Figure 2, we perform experiemnts on two synthetic datasets. (1) OR dataset: we simply use the OR dataset in 2D space in Figure 4 and repeat each point for 50 times (200 samples in total) with small Gaussian noise. (2) 10-D Gaussian dataset: we use the `make_classification` function in `sklearn.datasets` with 1000 samples and 10 features.

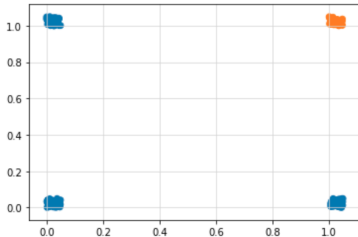


Figure 4: Here we visualize the OR dataset.

More on GradPC: to choose proper target parameters (specifically, ε_w), we use validation sets described in Section 5 for accuracy drop comparison. The GradPC attack never sees the test set during the construction of its perturbed models.

Batch size: for the Gradient Canceling experiments on MNIST, we set batch size as the size of entire training set (60000) for simplicity. For CIFAR-10 and TinyImageNet experiments, we set batch size as 1000 due to CUDA memory size constraint.

Optimizer, learning rate scheduler and hyperparameters: we use SGD with momentum for optimization and the cosine learning rate scheduler (Loshchilov and Hutter 2017) for the Gradient Canceling algorithm. We set the initial learning rate as 0.5 and run 1000 epochs across every experiment.

C.2 More on Table 2

Recall that we report how competitive is gradient canceling in Table 2. We take three different runs for GC to get the mean, and we report the standard derivation of different runs here in Table 4.

Table 4: The attack accuracy/accuracy drop (%) on MNIST, CIFAR-10 and TinyImageNet. We perform GC based on the target parameters generated by GradPC. We take three different runs for GC to get the mean and standard derivation.

| Dataset | Target Model ε_d | Clean Acc 0 | GradPC 0 | Gradient Canceling | | | |
|--------------|---------------------------------|----------------|------------------------|--------------------------|--------------------------|--------------------------|-------------------|
| | | | | 0.03 | 0.1 | 1 | τ |
| MNIST | LR | 92.35 | -70.87 ($\tau=1.15$) | -22.97 ± 0.02 | -63.83 ± 0.07 | -67.01 ± 0.03 | -69.66 ± 0.01 |
| | NN | 98.04 | -20.03 ($\tau=2.48$) | -6.10 ± 0.02 | -9.77 ± 0.04 | -12.05 ± 0.05 | -19.05 ± 0.03 |
| | CNN | 99.13 | -24.78 ($\tau=0.98$) | -9.55 ± 0.07 | -20.10 ± 0.01 | -23.80 ± 0.03 | -23.77 ± 0.02 |
| CIFAR-10 | ResNet-18 | 94.95 | -21.69 ($\tau=1.29$) | -13.73 ± 0.12 | -16.40 ± 0.27 | -18.33 ± 0.16 | -19.98 ± 0.33 |
| TinyImageNet | ResNet-34 | 66.65 | -24.77 ($\tau=1.08$) | -13.22 ± 0.11 | -16.11 ± 0.24 | -20.15 ± 0.19 | -22.79 ± 0.21 |

C.3 More on Parameter Corruption

Recall in Table 1 we compare TGDA with GradPC briefly. Here we show the complete results with more choices of ε_w and additional baseline method called RandomPC in Sun et al. (2020) in Table 5.

Table 5: The attack accuracy/accuracy drop (%) on the MNIST dataset.

| Target Model | Clean Accuracy | TGDA Accuracy/Drop | RandomPC | | | GradPC | | |
|--------------|----------------|---|------------------------|-----------------------|---|------------------------|-----------------------|----------------------|
| | | | $\varepsilon_w = 0.01$ | $\varepsilon_w = 0.1$ | $\varepsilon_w = 1$ | $\varepsilon_w = 0.01$ | $\varepsilon_w = 0.1$ | $\varepsilon_w = 1$ |
| | | | LR | 92.35 | 89.56 / 2.79 ($\varepsilon_w = 2.45$) | 91.94 / 0.41 | 81.24 / 11.11 | 24.66 / 67.69 |
| NN | 98.04 | 96.54 / 1.50 ($\varepsilon_w = 0.55$) | 97.62 / 0.42 | 82.67 / 15.37 | 32.77 / 65.27 | 97.63 / 0.41 | 97.05 / 0.99 | 31.14 / 66.90 |
| CNN | 99.13 | 98.02 / 1.11 ($\varepsilon_w = 0.74$) | 98.84 / 0.29 | 72.00 / 27.13 | 19.26 / 79.87 | 98.74 / 0.39 | 98.69 / 0.44 | 12.98 / 86.15 |

C.4 Least-square regression

Recall that from Example 1 we conclude data poisoning with any $\varepsilon_d > 0$ is possible for least-square regression. We perform GC attack on a synthetic 2D Gaussian dataset and visualize the results in Figure 5. We observe that (1) the algorithm always generates the target parameter regardless of ε_d , which immediately verifies our conclusion; (2) by increasing ε_d , the poison distribution ν gradually moves towards the data distribution μ , which makes intuitive sense. Moreover, recall that we may restrict the search of a poisoning distribution to the potentially much smaller subset $T_{\#}\Pi$ (where \mathbf{x} lies on the line spanned by $\mathbf{g}(\mu)$), while in practice GC does not seem to always follow this theoretical construct.

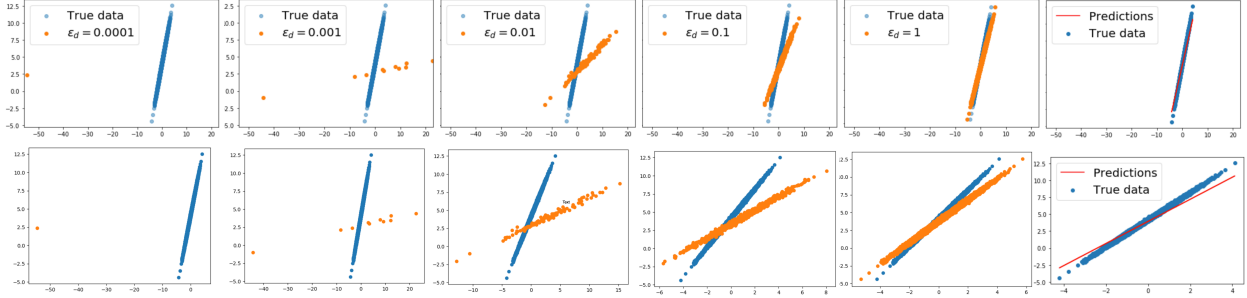


Figure 5: Here we run the Gradient Canceled algorithm on linear regression on a 2D Gaussian dataset. The first row displays all figures in the same scale for better comparison; and the second row shows the upper figures in their original scale for better viewing. (1) The left five figures show the poisoned points generated with different ϵ_d . When ϵ_d is smaller, the poisoned points are farther from the data distribution. (2) The algorithm always generates the target parameter (the prediction) regardless of ϵ_d .

C.5 Comparison with Gradient Matching

As we mentioned in Section 4, one of the difference between Gradient Matching and our work is that there is no guarantee that after retraining over $\hat{\nu}$, gradient matching will arrive at the target model while our Algorithm 1 explicitly aims to achieve this goal. We have shown in the Figure 5 that GC empirically achieve the target model regardless of ϵ_d . By comparing with Figure 6, we observe that gradient matching achieves different model parameters for every ϵ_d .

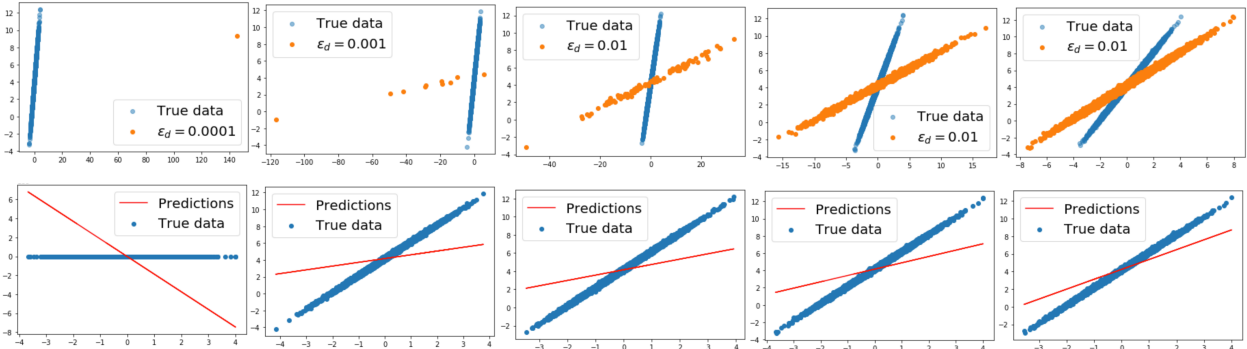


Figure 6: Here we run the Gradient Matching algorithm on linear regression on a 2D Gaussian dataset. The first row displays the poisoned points generated with different ϵ_d ; and the second row shows the different target parameters generated by the algorithm with different ϵ_d .

C.6 Comparison with KKT attack and Model Targeted attack

Similar to our approach, the KKT attack of Koh et al. (2022) and the Model Targeted attack of Suya et al. (2021) generate poisoned points based on a set of target parameters \mathbf{w} . In their implementations, \mathbf{w} are usually the results of label flip attacks with a large ϵ_d . Such an approach is feasible to generate desired \mathbf{w} for simple models such as SVM or logistic regression but is not very effective for neural networks (as shown by Lu et al. 2022). Here we compare our method with them in two possible scenarios:

(1) **Label flip attack as target:** we first follow the experimental protocol in Suya et al. (2021) and run our GC attack on logistic regression on the MNIST-17 dataset with target parameters generated by label flip attacks.

We directly retrieve such parameters from <https://github.com/suyeeecav/model-targeted-poisoning> with overall test errors of 5%, 10%, and 15%. We present the results in Table 6, where n_p denotes the number of points MT requires to become ε -close to the target model in Suya et al. (2021), where $\varepsilon = 0.1$ for MNIST 1-7. We observe that GC achieves comparable performance with MT on various target models. Moreover, by calculating our threshold τ , we confirm the algorithms succeed when $n_p/|\mathcal{D}_{tr}|$ is close to τ .

Table 6: Compare Gradient Canceling attack with KKT attack (Koh et al. 2022) and Model Targeted (MT) attack (Suya et al. 2021) with target parameters generated by the label flip attack on logistic regression on the MNIST-17 dataset.

| Target Model | clean | τ | n_p | KKT | MT | GC |
|--------------|-------|--------|------------------------------------|-------|--------------|---------------|
| 5% error | 99.10 | 0.070 | 756 (0.058 $ \mathcal{D}_{tr} $) | -2.20 | -3.90 | -3.82 |
| 10% error | 99.10 | 0.171 | 2113 (0.162 $ \mathcal{D}_{tr} $) | -2.70 | -8.70 | -8.82 |
| 15% error | 99.10 | 0.312 | 3907 (0.300 $ \mathcal{D}_{tr} $) | -2.00 | -12.00 | -12.05 |

(2) GradPC as target: we can also use GradPC to generate desired \mathbf{w} and fairly compare KKT and Model Targeted attack with GC under the same setting. Note that MT takes a significant amount of time (usually weeks) to run on neural networks as it involves retraining. To make it feasible, we set $\varepsilon = 10$ as the stopping criterion and perform the minimization optimization for only 20 epochs. We present the results in Table 7 and observe that: (1) KKT attack and MT attack perform similarly with GC for logistic regression; (2) KKT attack in Koh et al. (2022) cannot be directly applied to neural networks, while GC can be regarded as its extension to non-convex problems; (3) MT attack do not perform very well on neural networks (fail to reach or approximate the target parameter), it may be because the theoretical guarantees of the algorithm do not hold for non-convex models.

Table 7: Compare Gradient Canceling attack with KKT attack (Koh et al. 2022) and Model Targeted (MT) attack (Suya et al. 2021) with target parameters generated by GradPC on the MNIST-17 dataset.

| Target Model | clean | τ | GradPC | ε_d | KKT | MT | GC |
|--------------|-------|--------|--------|-----------------|--------|--------|---------------|
| LR | 99.10 | 0.99 | -70.55 | 0.03 | -21.95 | -22.56 | -23.97 |
| | | | | 0.1 | -55.66 | -63.51 | -65.83 |
| | | | | 1 | -65.33 | -66.05 | -68.01 |
| NN | 99.84 | 1.18 | -25.33 | 0.03 | - | -1.57 | -6.10 |
| | | | | 0.1 | - | -3.25 | -9.77 |
| | | | | 1 | - | -6.33 | -22.05 |
| CNN | 99.93 | 0.89 | -23.99 | 0.03 | - | -3.52 | -9.55 |
| | | | | 0.1 | - | -5.26 | -20.10 |
| | | | | 1 | - | -7.63 | -23.80 |

C.7 More on Figure 3

Recall that in Figure 3, we fix ε_d and draw the learning curve for GC optimization for different ε_w , where the y -axis indicates the normalized loss, i.e., $\|\mathbf{g}(\chi)\|$. We observe that when $\tau > \varepsilon_d$, $\|\mathbf{g}(\chi)\|$ converges to a larger value, influenced by the distance between τ and ε_d .

Conversely, we fix ε_w (consequently, τ) for different target models and repeat the MNIST experiments. In Figure 7, we again observe that when $\tau > \varepsilon_d$, $\|\mathbf{g}(\chi)\|$ converges at a relatively bigger number. Overall, we have confirmed the theoretical limitations proved in Section 3.

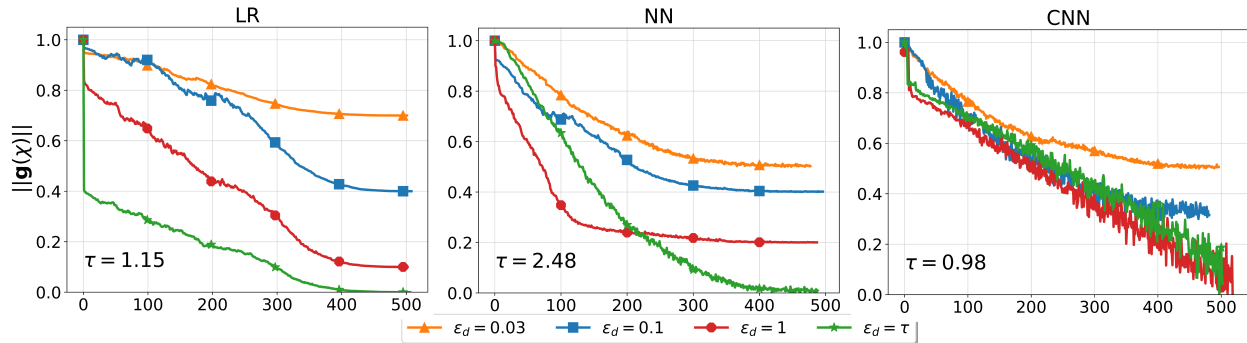


Figure 7: The learning curve for running GC on MNIST with different target models and ε_d . Note that we fix ε_w for each model and print the respective τ , and the loss indicates $\|g(\chi)\|$. The figure again confirms that GC cannot achieve \mathbf{w} if $\varepsilon_d < \tau$.

C.8 Scaling \mathbf{w}

We point out a subtlety in Example 2: by scaling \mathbf{w} towards the origin, we do not change its accuracy (except the confidence it induces). However, the threshold τ tends to 0 and hence data poisoning succeeds with a smaller λ . In other words, less confident models are easier to poison, which makes intuitive sense. For verification, we run the GC attack with scaled target parameter $\mathbf{w}/2$ and compare it with the original target parameter \mathbf{w} in Table 8. With the same target model accuracy, scaling \mathbf{w} significantly reduces its corresponding τ , making it easier to poison.

Table 8: The GC attack accuracy drop (%) on MNIST when scaling \mathbf{w} by half.

| Target Model | clean | GradPC | $\tau(\mathbf{w})$ | $\tau(\mathbf{w}/2)$ | ε_d | \mathbf{w} | $\mathbf{w}/2$ |
|--------------|-------|--------|--------------------|----------------------|-----------------|--------------|----------------|
| LR | 92.35 | -70.87 | 1.15 | 0.54 | 0.03 | -22.97 | -44.11 |
| | | | | | 0.1 | -63.83 | -67.22 |
| | | | | | 1 | -67.01 | -79.55 |
| NN | 98.04 | -20.03 | 2.48 | 1.41 | 0.03 | -6.10 | -9.29 |
| | | | | | 0.1 | -9.77 | -11.01 |
| | | | | | 1 | -12.05 | -15.33 |
| CNN | 99.13 | -24.78 | 0.98 | 0.42 | 0.03 | -9.55 | -12.03 |
| | | | | | 0.1 | -20.10 | -21.55 |
| | | | | | 1 | -23.80 | -24.56 |

C.9 Simulating different target models

Next, we verify if GC can achieve any desired target parameter. We choose poisoned models generated by TGDA attack as target parameters and perform PC. We discover that such parameters are also achievable by GC in Table 9, which further confirms that GC may be equipped with any other parameter corruption methods, regardless of how the target parameters are generated.

C.10 GC against defenses

Next, we examine the GC attack against three popular defenses. (1) Influence defense (Koh and Liang 2017) removes ε_d suspicious points according to higher influence functions; (2) Sever (Diakonikolas et al.

Table 9: Simulating TGDA attack ($\varepsilon_d = 1$) with Gradient Canceling attack on the MNIST dataset.

| Target Model | clean | TGDA | τ | ε_d | GC |
|--------------|-------|-------|--------|-----------------|-------|
| LR | 92.35 | -8.97 | 2.33 | 0.03 | -2.66 |
| | | | | 0.1 | -3.39 |
| | | | | 1 | -5.53 |
| | | | | τ | -8.35 |
| NN | 98.04 | -5.49 | 0.95 | 0.03 | -1.39 |
| | | | | 0.1 | -1.55 |
| | | | | 1 | -4.99 |
| | | | | | |
| CNN | 99.13 | -4.76 | 0.49 | 0.03 | -0.98 |
| | | | | 0.1 | -2.10 |
| | | | | 1 | -4.68 |
| | | | | | |

2016) removes ε_d training points with the highest outlier scores, defined using the top singular value in the matrix of gradients; (3) Maxup defense (Gong et al. 2021) generates a set of augmented data with random perturbations and then aims at minimizing the worst case loss over the augmented data.

We present our results on the MNIST dataset in Table 10 and observe that: (1) Among the three defenses, Sever is the most effective one and can significantly reduce the effectiveness of GC. (2) Clipping the poisoned data to the range of clean training set makes GC more robust against all defenses, with the tradeoff of attack effectiveness. (3) Larger ε_d makes the attack generally more robust, which matches our observation in least-squared regression.

Table 10: The accuracy drop (%) Gradient Canceling attack (w/wo clipping) introduces on MNIST with Influence/Sever/MaxUp defense (+ indicates the accuracy increased by defenses). GC: original Gradient Canceling attack; GC-c: GC with clipped output; GC-d: GC after defense; GC-cd: GC-c after defense .

| Model | Clean Acc | ε_d | GC | GC-c | Influence | | Sever | | MaxUp | |
|-------|-----------|-----------------|--------|--------|----------------|----------------|-----------------------|-----------------------|----------------|----------------|
| | | | | | GC-d | GC-cd | GC-d | GC-cd | GC-d | GC-cd |
| LR | 92.35 | 0.03 | -22.79 | -11.28 | -21.99 / +0.80 | -11.17 / +0.11 | -12.81 / +9.98 | -9.66 / +1.62 | -22.59 / +0.20 | -11.26 / +0.02 |
| | | 0.1 | -63.83 | -26.77 | -63.51 / +0.32 | -26.67 / +0.10 | -59.79 / +4.04 | -25.53 / +1.24 | -63.65 / +0.18 | -26.67 / +0.10 |
| | | 1 | -67.01 | -28.99 | -66.75 / +0.26 | -26.71 / +0.06 | -65.01 / +2.00 | -27.89 / +1.10 | -66.02 / +0.09 | -28.97 / +0.02 |
| NN | 98.04 | 0.03 | -6.10 | -3.25 | -5.59 / +0.51 | -3.16 / +0.09 | -3.22 / +2.88 | -2.26 / +0.90 | -6.08 / +0.02 | -3.24 / +0.01 |
| | | 0.1 | -9.77 | -5.10 | -9.32 / +0.45 | -5.02 / +0.08 | -7.66 / +2.11 | -4.46 / +0.56 | -9.76 / +0.01 | -5.10 / +0.00 |
| | | 1 | -12.05 | -6.53 | -11.65 / +0.40 | -6.48 / +0.05 | -10.02 / +2.03 | -6.11 / +0.42 | -12.04 / +0.01 | -6.53 / +0.00 |
| CNN | 99.13 | 0.03 | -9.55 | -5.87 | -8.57 / +0.98 | -5.56 / +0.31 | -5.55 / +4.00 | -4.36 / +1.51 | -9.39 / +0.16 | -5.83 / +0.04 |
| | | 0.1 | -20.10 | -12.50 | -19.19 / +0.91 | -12.35 / +0.15 | -16.55 / +3.55 | -11.32 / +1.18 | -20.06 / +0.04 | -12.48 / +0.02 |
| | | 1 | -23.80 | -13.32 | -23.10 / +0.70 | -13.21 / +0.11 | -21.05 / +2.75 | -12.51 / +0.81 | -23.79 / +0.01 | -13.32 / +0.00 |

C.11 Visualization of poisoned images

Finally, we visualize some poisoned images generated by the GC attack in Figure 8 and Figure 9.




Figure 8: We visualize some poisoned images generated by the GC attack on the MNIST dataset. The first row shows the clean samples, the second row shows the poisoned samples; the third row displays the perturbation.




Figure 9: We visualize some poisoned images generated by the GC attack on the CIFAR-10 dataset. The first row shows the clean samples, the second row shows the poisoned samples; the third row displays the perturbation.

Extra References

- Bartlett, P. L., M. I. Jordan, and J. D. McAuliffe (2006). “Convexity, classification, and risk bounds”. *Journal of the American Statistical Association*, vol. 101, no. 473, pp. 138–156.
- Gong, C., T. Ren, M. Ye, and Q. Liu (2021). “MaxUp: Lightweight Adversarial Training with Data Augmentation Improves Neural Network Training”. In: *IEEE/CVF Conference on Computer Vision and Pattern Recognition (CVPR)*, pp. 2474–2483.
- Loshchilov, I. and F. Hutter (2017). “SGDR: Stochastic gradient descent with warm restarts”. In: *International Conference on Learning Representations*.
- Paszke, A. et al. (2019). “PyTorch: An Imperative Style, High-Performance Deep Learning Library”. In: *Advances in Neural Information Processing Systems 32*, pp. 8026–8037.
- Yu, Y., Ö. Aslan, and D. Schuurmans (2012). “A Polynomial-time Form of Robust Regression”. In: *Advances in Neural Information Processing Systems 26 (NIPS)*.