

The Computational Landscape of Autonomous Mobile Robots: The Visibility Perspective ^{*}

Archak Das^[0000-0002-1630-3052], Satakshi Ghosh^[0000-0003-1747-4037], Avisek Sharma^[0000-0001-8940-392X], Pritam Goswami^[0000-0002-0546-3894], and Buddhadeb Sau^[0000-0001-7008-6135]

Department of Mathematics, Jadavpur University, Kolkata, India
{archakdas.math.rs, satakshighosh.math.rs, aviseks.math.rs,
pritamgoswami.math.rs, buddhadeb.sau}@jadavpuruniversity.in

Abstract. Consider a group of autonomous mobile computational entities called robots. The robots move in the Euclidean plane and operate according to synchronous *Look-Compute-Move* cycles. The computational capabilities of the robots under the four traditional models $\{OBLOT, FSTA, FCOM, LUMI\}$ have been extensively investigated both when the robots had unlimited amount of energy and when the robots were energy-constrained.

In both the above cases, the robots had full visibility. In this paper, this assumption is removed, i.e., we assume that the robots can view up to a constant radius V_r from their position (the V_r is same for all the robots) and, investigates what impact it has on its computational capabilities.

We first study whether the restriction imposed on the visibility has any impact at all, i.e., under a given model and scheduler does there exist any problem which cannot be solved by a robot having limited visibility but can be solved by a robot with full visibility. We find that the answer to the question in general turns out to be positive. Next we try to get an idea that under a given model, which of the two factors, *Visibility* or *Synchronicity* is more powerful and conclude that a definite conclusion cannot be drawn. We restrict our investigations to $\{OBLOT, FSTA, FCOM\}$ models and to synchronous schedulers only. The results in *LUMI* model is yet to be determined.

Keywords: Mobile Robots · Limited Visibility · Look-Compute-Move · Robots with Lights

1 Introduction

In this paper, we consider systems of *autonomous, anonymous, identical* and *homogenous* computational entities called *robots* moving and operating in the Euclidean plane. The robots are viewed as points and they operate according to the traditional *Look-Compute-Move (LCM)* cycles in synchronous rounds. In

^{*} the first four authors are full-time PhD students at Department of Mathematics, Jadavpur University

Look phase robots take a snapshot of the space, in the *Compute* phase the robots execute its algorithm using the snapshot as input, then move to the computed destination in *Move* phase. The robots are collectively able to perform some tasks and solve some problems.

In recent times, exhaustive investigation has also been done [2, 8] about the issues of *memory persistence* and *communication capability*, have on the solvability of a problem and computational capability of a system. In light of these facts, four models have been identified and investigated, *OBLLOT*, *LUMI*, *FSTA* and *FCOM*.

In the most common model *OBLLOT*, in the addition to standard assumptions of *anonymity* and *uniformity*, the robots are *silent*, i.e., without explicit means of communication, and *oblivious*, i.e., they have no persistent memory to record information of previous cycles.

The other model which is generally considered as antithesis to *OBLLOT* model, is the *LUMI* model first formally defined in [4, 5], where the robots have both persistent memory and communication, although it must be noted that the remembering or communicating can be done only in limited capacity, i.e., the robots can remember or communicate finite number of bits.

Two new models have been introduced in [7] by eliminating one of the two capabilities of *LUMI* model, in each case. These two models are *FSTA* and *FCOM*. In *FSTA* model the communication capability is absent while in *FCOM* model the robots do not have persistent memory. These two models have been introduced in [7] to study the *Rendezvous* problem. In [8] these models have been considered to investigate the question *is it better to remember or to communicate?*. It has been found out that communication capability has a slightly upper edge in this regard. This is because it has been proved that when the scheduler is fully synchronous the *FCOM* model is as powerful as *LUMI*. In [3] the study of computational capabilities of robots when the robots have limited energy have been done.

In this work we consider another factor, i.e., *visibility*, which helps to investigate the matter from a different angle and is of interest from both theoretical and practical point of view. If \mathcal{M} denotes a model and σ is a scheduler then traditionally \mathcal{M}^σ denotes a model \mathcal{M} under scheduler σ . Here $\mathcal{M} \in \{\mathit{OBLLOT}, \mathit{FSTA}, \mathit{FCOM}, \mathit{LUMI}\}$ and $\sigma \in \{\mathit{FSYNCH}, \mathit{SSYNCH}\}$. We here define $\mathcal{M}_\mathcal{V}^\sigma$ denotes a model \mathcal{M} under scheduler σ and visibility state \mathcal{V} . Here $\mathcal{V} \in \{\mathit{F.V.}, \mathit{L.V.}\}$. Here $\mathit{F.V.}$ denotes the full visibility model and $\mathit{L.V.}$ denotes the limited visibility model. In limited visibility model, each robot can view upto a constant radius of their position and the initial visibility graph is connected.

All the works done till now had given the full visibility power to the robots. So we try to answer a number of questions,

- Does restriction on visibility have a significant impact on the computational power of a model? In other words, is any problem which is solvable in full visibility model, solvable in limited visibility model also?

- If the answer to the second question mentioned above is no, then can the impairment be *always* adjusted by minor adjustments, i.e., by keeping the model intact but by making the scheduler more powerful?
- If the answer to the above question is also no, then what are the cases where the lack of full visibility can be compensated? Can all the cases be classified?

We have shown the answer to the first question is no, e.g., we have proved that $\mathcal{FSTA}_{\mathcal{L},\mathcal{V}}^{\mathcal{F}} < \mathcal{FSTA}_{\mathcal{F},\mathcal{V}}^{\mathcal{F}}$. This result turns out to be true for all the three models $\{\mathcal{OBL\O{T}}, \mathcal{FSTA}, \mathcal{FCOM}\}$. After we got answer to our first question, we tried to answer our second question. A definite answer to the second question shall give us some insight about whether any one of the two parameters of *visibility* and *synchronicity* have any precedence over the other. But as we shall see this does not happen. For e.g., we got the result that $\mathcal{FCOM}_{\mathcal{L},\mathcal{V}}^{\mathcal{F}} \perp \mathcal{FCOM}_{\mathcal{F},\mathcal{V}}^{\mathcal{S}}$, which effectively shows that both the capabilities are important, and deficiency in one of the parameter cannot be compensated by making the other parameter stronger. In the process, we have defined a new problem *EqOsc* which we have shown to be unsolvable unless the scheduler is fully synchronous, but solvable if the scheduler is fully synchronous, even under limited visibility in \mathcal{FSTA} and \mathcal{FCOM} models. The third question as of now, yet remains unanswered, and subject to further investigations.

The results presented in this paper gives a whole new insight to the parameter of visibility and its relevance relative to the parameter of synchronicity, one that requires exhaustive analysis, even beyond the amount of investigation that had been done in this paper.

1.1 Related Work

Investigations regarding the computational power of robots under synchronous schedulers was done by the authors Flocchini et. al. in [8]. Main focus of the investigation in this work was which of the two capabilities was more important: *persistent memory* or *communication*. In the course of their investigation they proved that under fully synchronous scheduler communication is more powerful than persistent memory. In addition to that, they gave a complete exhaustive map of the relationships among models and schedulers.

In [2], the previous work of characterizing the relations between the robot models and three type of schedulers was continued. The authors provided a more refined map of the computational landscape for robots operating under fully synchronous and semi-synchronous schedulers, by removing the assumptions on robots' movements of *rigidity* and common *chirality*. Further authors establish some preliminary results with respect to asynchronous scheduler.

The previous two works considered that the robots was assumed to have unlimited amounts of energy. In [3], the authors removed this assumption and started the study of computational capabilities of robots whose energy is limited, albeit renewable. In these systems, the activated entities uses all its energy to execute an *LCM* cycle and then the energy is restored after a period of inactivity. They studied the impact that memory persistence and communication capabili-

ties have on the computational power of such robots by analyzing the computational relationship between the four models $\{OBLLOT, FSTA, FCOM, LUMI\}$ under the energy constraint. They provided a full characterization of this relationship. Among the many results they proved that for energy-constrained robots, $FCOM$ is more powerful than $FSTA$.

In all the three above mentioned works, the robots had full visibility. A robot uses its visibility power in the *Look* phase of the *LCM* cycle to acquire information about its surroundings, i.e., position and lights (if any) of other robots. The biggest drawback of full visibility assumption is that it is not practically feasible. So, recently some of the authors [1, 6, 9, 10] have considered limited visibility. For example, in [6] they considered that the robots can see up to a fixed radius V from it. So it was important to study the power of different robot models under limited visibility.

1.2 Our Contributions

Let $\mathcal{M}_V^{\mathcal{X}}$ denote a model \mathcal{M} under scheduler \mathcal{X} with visibility \mathcal{V} . Here $\mathcal{M} \in \{OBLLOT, FSTA, FCOM\}$, $\mathcal{X} \in \{\mathcal{F}, \mathcal{S}\}$, here \mathcal{F} and \mathcal{S} denotes *FSYNCH* and *SSYNCH* schedulers respectively, and $\mathcal{V} \in \{\mathcal{F.V.}, \mathcal{L.V.}\}$. $\mathcal{A}_C^{\mathcal{B}} \geq \mathcal{D}_{\mathcal{F}}^{\mathcal{E}}$ denotes that the model \mathcal{A} , under scheduler \mathcal{B} and visibility \mathcal{C} is computationally not weaker than the model \mathcal{D} under scheduler \mathcal{E} and visibility \mathcal{F} , $\mathcal{A}_C^{\mathcal{B}} > \mathcal{D}_{\mathcal{F}}^{\mathcal{E}}$ denotes that the model \mathcal{A} under scheduler \mathcal{B} and visibility \mathcal{C} is computationally more powerful than the model \mathcal{D} under scheduler \mathcal{E} and visibility \mathcal{F} , $\mathcal{A}_C^{\mathcal{B}} \equiv \mathcal{D}_{\mathcal{F}}^{\mathcal{E}}$ denotes that the model \mathcal{A} under scheduler \mathcal{B} and visibility \mathcal{C} is computationally equivalent to the model \mathcal{D} under scheduler \mathcal{E} and visibility \mathcal{F} and $\mathcal{A}_C^{\mathcal{B}} \perp \mathcal{D}_{\mathcal{F}}^{\mathcal{E}}$ denotes that the model \mathcal{A} under scheduler \mathcal{B} and visibility \mathcal{C} is computationally incomparable with the model \mathcal{D} under scheduler \mathcal{E} and visibility \mathcal{F} .

We first examine the computational relationship under a constant model and scheduler between limited and full visibility conditions. We find that in both fully synchronous and semi-synchronous cases, a model under full visibility is strictly more powerful than a model under limited visibility. We get the following results:

1. $OBLLOT_{\mathcal{F.V.}}^{\mathcal{F}} > OBLLOT_{\mathcal{L.V.}}^{\mathcal{F}}$.
2. $FSTA_{\mathcal{F.V.}}^{\mathcal{F}} > FSTA_{\mathcal{L.V.}}^{\mathcal{F}}$.
3. $FCOM_{\mathcal{F.V.}}^{\mathcal{F}} > FCOM_{\mathcal{L.V.}}^{\mathcal{F}}$.
4. $OBLLOT_{\mathcal{F.V.}}^{\mathcal{S}} > OBLLOT_{\mathcal{L.V.}}^{\mathcal{S}}$.
5. $FSTA_{\mathcal{F.V.}}^{\mathcal{S}} > FSTA_{\mathcal{L.V.}}^{\mathcal{S}}$.
6. $FCOM_{\mathcal{F.V.}}^{\mathcal{S}} > FCOM_{\mathcal{L.V.}}^{\mathcal{S}}$.

We then examine the computational relationship between the three models $\{OBLLOT, FSTA, FCOM\}$ under limited visibility between fully synchronous and semi-synchronous schedulers. We find that under limited visibility conditions each of the three models are more powerful under fully synchronous scheduler.

7. $OBLLOT_{\mathcal{L.V.}}^{\mathcal{F}} > OBLLOT_{\mathcal{L.V.}}^{\mathcal{S}}$.
8. $FSTA_{\mathcal{L.V.}}^{\mathcal{F}} > FSTA_{\mathcal{L.V.}}^{\mathcal{S}}$.
9. $FCOM_{\mathcal{L.V.}}^{\mathcal{F}} > FCOM_{\mathcal{L.V.}}^{\mathcal{S}}$.

Together with the three results mentioned immediately above, we also get an idea which of the capabilities, *visibility* or *synchronicity* is more powerful. From the previous results we generally conclude that $\mathcal{M}_{\mathcal{L},\mathcal{V}}^S < \mathcal{M}_{\mathcal{F},\mathcal{V}}^S$ and $\mathcal{M}_{\mathcal{L},\mathcal{V}}^S < \mathcal{M}_{\mathcal{L},\mathcal{V}}^F$. If we can prove that $\mathcal{M}_{\mathcal{L},\mathcal{V}}^F \geq \mathcal{M}_{\mathcal{F},\mathcal{V}}^S$, then it shall imply that by making the scheduler stronger, the limitation in visibility can be compensated. Similarly if we can prove that $\mathcal{M}_{\mathcal{F},\mathcal{V}}^S \geq \mathcal{M}_{\mathcal{L},\mathcal{V}}^F$, then it shall imply that by giving complete visibility, the weakness in terms of scheduler can be compensated. But after our detailed investigation it has been revealed that neither of the above cases happen and in general $\mathcal{M}_{\mathcal{L},\mathcal{V}}^F \perp \mathcal{M}_{\mathcal{F},\mathcal{V}}^S$. Specifically the results are:

10. $OBL\mathcal{O}T_{\mathcal{L},\mathcal{V}}^F \perp OBL\mathcal{O}T_{\mathcal{F},\mathcal{V}}^S$.
11. $FSTA_{\mathcal{L},\mathcal{V}}^F \perp FSTA_{\mathcal{F},\mathcal{V}}^S$.
12. $FCOM_{\mathcal{L},\mathcal{V}}^F \perp FCOM_{\mathcal{F},\mathcal{V}}^S$.

1.3 Paper Organization

In Section 2 we define the computational model, visibility models and the other technical preliminaries. In Sections 3, 4 and 5 we discuss the computational relationships between the three models, *OBL\mathcal{O}T*, *FCOM* and *FSTA* models respectively, subject to variations in synchronicity and visibility. In Section 6, we try to compare the strength of the capabilities of *synchronicity* and *visibility*. In Section 7 we present the conclusion.

2 Model and Technical Preliminaries

2.1 The Basics

In this paper we consider a team $R = \{r_0, \dots, r_n\}$ of computational entities moving and operating in the Euclidean Plane \mathbb{R}^2 , which are viewed as points and called *robots*. The robots can move freely and continuously in the plane. Each robot has its own local coordinate system and it always perceives itself at its origin; there might not be consistency between these coordinate systems. The robots are *identical*: they are indistinguishable by their appearance and they execute the same protocol, and they are *autonomous*, i.e., without any central control.

The robots operate in *Look – Compute – Move (LCM)* cycles. When activated a robot executes a cycle by performing the following three operations:

1. *Look*: The robots activate its sensors to obtain a snapshot of the positions occupied by the robots according to its co-ordinate system.
2. *Compute*: The robot executes its algorithm using the snapshot as input. The result of the computation is a destination point.
3. *Move*: The robot moves to the computed destination. If the destination is the current location, the robot stays still.

All robots are initially idle. The amount of time to complete a cycle is assumed to be finite, and the *Look* is assumed to be instantaneous. The robots may not have any agreement in terms of their local coordinate system. We assume the robots to have common *chirality*, i.e., they agree on the same circular orientation of the plane, or in other words they agree on "clockwise" direction.

2.2 The Computational Models

There are four basic robot models which are considered in literature, they are namely, $\{OBL\mathcal{O}T, FSTA, FCOM, LUMI\}$.

In the most common, *OBL \mathcal{O} T*, the robots are *silent*: they have no explicit means of communication; furthermore they are *oblivious*: at the start of the cycle, a robot has no memory of observations and computations performed in previous cycles.

In the most common model, *LUMI*, each robot r is equipped with a persistent visible state variable $Light[r]$, called *light*, whose values are taken from a finite set C of states called *colors* (including the color that represents the initial state when the light is off). The colors of the lights can be set in each cycle by r at the end of its *Compute* operation. A light is *persistent* from one computational cycle to the next: the color is not automatically reset at the end of a cycle; the robots are otherwise oblivious, forgetting all other information from previous cycles. In *LUMI*, the *Look* operation produces a colored snapshot; i.e., it returns the set of pairs (*position*, *color*) of the robots. Note that if $|C| = 1$, then the light is not used; this case corresponds to the *OBL \mathcal{O} T* model.

It is sometimes convenient to describe a robot r as having $k \geq 1$ lights, denoted $r.light_1, \dots, r.light_k$, where the values of $r.light_i$ are from a finite set of colors C_i , and to consider $Light[r]$ as a k -tuple of variables; clearly, this corresponds to r having a single light that uses $\prod_{i=1}^k |C_i|$ colors.

The lights provide simultaneously persistent memory and direct means of communication, although both limited to a constant number of bits per cycle. Two sub-models of *LUMI* have been defined and investigated, each offering only one of these two capabilities.

In the first model, *FSTA*, a robot can only see the color of its own light; that is, the light is an *internal* one and its color merely encodes an internal state. Hence the robots are *silent*, as in *OBL \mathcal{O} T*, but are *finite-state*. Observe that a snapshot in *FSTA* is same as in *OBL \mathcal{O} T*.

In the second model, *FCOM*, the lights *external*: a robot can communicate to the other robots through its colored light but forgets the color of its own light by the next cycle; that is, robots are *finite-communication* but are *oblivious*. A snapshot in *FCOM* is like in *LUMI* except that, for the position x where the robot r performing the *Look* is located, $Light[r]$ is omitted from the set of colors present at x .

In all the above models, a *configuration* $C(t)$ at time t is the multi-set of the n pairs of the (x) , where c_i is the color of robot r_i at time t .

2.3 The Schedulers

With respect to the activation schedule of the robots, and the duration of their *Look-Compute-Move* cycles, the fundamental distinction is between the *asynchronous* and *synchronous* settings.

In the *asynchronous* setting (ASYNCH), there is no common notion of time, each robot is activated independently of others, the duration of each phase is finite but unpredictable and might be different cycles.

In the *synchronous* setting (SSYNCH), also called semi-synchronous, time is divided into discrete intervals, called *rounds*; in each round some robots are activated simultaneously, and perform their *LCM* cycle in perfect synchronization.

A popular synchronous setting which plays an important role is the *fully-synchronous* setting (FSYNCH) where every robot is activated in every round; the is, the activation scheduler has no adversarial power.

In all two settings, the selection of which robots are activated at a round is made by an adversarial *scheduler*, whose only limit is that every robot must be activated infinitely often (i.e., it is fair scheduler). In the following, for all synchronous schedulers, we use round and time interchangeably.

2.4 The Visibility Models

In our work we do comparative analysis of computational models with robots having *full* and *limited* visibility. In *full visibility* model, denoted as $\mathcal{F.V.}$, the robots have sensorial devices that allows it to observe the positions of the other robots in its local co-ordinate system.

In *limited visibility* model, denoted as $\mathcal{L.V.}$, a robot can only observe upto a fixed distance V_r from it. Suppose, $r_p(t)$ denote the position of a robot r at the beginning of round t . Then we define the circle with center at $r_p(t)$ and radius V_r to be the *Circle of Visibility* of r at round t . Here the radius V_r is same for all the robots. The result of *Look* operation in round t will be the position of the robots and lights(if any) of the robots inside the circle of visibility.

We now define the *Visibility Graph*, $G = (V, E)$ of a configuration. Let C be a given configuration. Then all the robot positions become the vertices of G and we say an edge exists between any two vertices if and only if the robots present there can see each other. The necessary condition for the problems we have defined in the paper is that the *Visibility Graph* of the initial configuration must be connected.

2.5 Comparison between Computational Models

We define our computational relationships similar to that of [8]. Let $\mathcal{M} = \{OBL\mathcal{O}T, \mathcal{F}S\mathcal{T}A, \mathcal{F}C\mathcal{O}M\}$ be the robot models under investigation, the set of activation schedulers be $\mathcal{S} = \{FSYNCH, ASYNCH\}$ and the set of visibility models be $\mathcal{V} = \{\mathcal{F.V.}, \mathcal{L.V.}\}$.

We denote by \mathcal{R} the set of all teams of robots satisfying the core assumptions (i.e., they are identical, autonomous, and operate in *LCM* cycles), and $R \in \mathcal{R}$ a team of robots having identical capabilities (e.g., common coordinate system, persistent storage, internal identity, rigid movements etc.). By $\mathcal{R}_n \subset \mathcal{R}$ we denote the set of all teams of size n .

Given a model $M \in \mathcal{M}$, a scheduler $S \in \mathcal{S}$, visibility $V \in \mathcal{V}$, and a team of robots $R \in \mathcal{R}$, let $Task(M, S, V; R)$ denote the set of problems solvable by R in M , with visibility V and under adversarial scheduler S .

Let $M, N \in \mathcal{M}$, $S_1, S_2 \in \mathcal{S}$ and $V_1, V_2 \in \mathcal{V}$. We define the relationships between model M with visibility V_1 under scheduler S_1 and model N with visibility V_2 under scheduler S_2 :

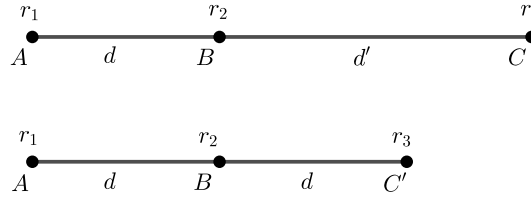
- *computationally not less powerful* ($M_{V_1}^{S_1} \geq N_{V_2}^{S_2}$), if $\forall R \in \mathcal{R}$ we have $Task(M, S_1; R) \supseteq Task(N, S_2; R)$;
- *computationally more powerful* ($M_{V_1}^{S_1} > N_{V_2}^{S_2}$), if $M_{V_1}^{S_1} \geq N_{V_2}^{S_2}$ and $\exists R \in \mathcal{R}$ such that $Task(M, S_1, V_1; R) \setminus Task(N, S_2, V_2; R) \neq \emptyset$;
- *computationally equivalent* ($M_{V_1}^{S_1} \equiv N_{V_2}^{S_2}$), if $M_{V_1}^{S_1} \geq N_{V_2}^{S_2}$ and $M_{V_1}^{S_1} \leq N_{V_2}^{S_2}$;
- *computationally orthogonal or incomparable*, ($M_{V_1}^{S_1} \perp N_{V_2}^{S_2}$), if $\exists R_1, R_2 \in \mathcal{R}$ such that $Task(M, S_1, V_1; R_1) \setminus Task(N, S_2, V_2; R_1) \neq \emptyset$ and $Task(N, S_2, V_2; R_2) \setminus Task(M, S_1, V_1; R_2) \neq \emptyset$.

For simplicity of notation, for a model $M \in \mathcal{M}$, let M^F and M^S denote M^{FSynch} and M^{SSynch} , respectively; and let $M_V^F(R)$ and $M_V^S(R)$ denote the sets $Task(M, FSYNCH, V; R)$ and $Task(M, SSYNCH, V; R)$, respectively.

3 COMPUTATIONAL RELATIONSHIPS IN *OBLLOT* MODEL

Definition 1. Problem CFE(Center Fixed Equivalence): *In this problem, three robots r_1, r_2 and r_3 are placed at points A, B and C respectively. The points A, B and C are collinear. The length of the line segment $BC = d'$ is greater than the length of the line segment $AB = d$. The task here is that the robot which is more distant from the middle robot must move to a point such that both the robots are equidistant from the middle robot. For example, in this case to solve the problem r_3 must move to the point C' , such that, $AB = BC' = d$. In the meantime the middle robot, i.e., r_2 must not move from its initial position.*

We claim that the problem cannot be solved in $OBLLOT_{\mathcal{L}, \mathcal{V}}^F$, and we present an algorithm solving the problem in $OBLLOT_{\mathcal{F}, \mathcal{V}}^S$. We first present an algorithm

Fig. 1: Illustration of CFE problem

for solving the problem in $\mathcal{OBL\mathcal{O}T}_{\mathcal{F},\mathcal{V}}^S$. The pseudocode of the algorithm is given below.

Algorithm 1: Algorithm $AlgCFE$ for Problem CFE executed by each robot r in $\mathcal{OBL\mathcal{O}T}_{\mathcal{F},\mathcal{V}}^S$

```

1  $d_1$  = distance from the closer robot;
2  $d_2$  = distance between the closer robot and the further robot;
3 if not a terminal robot then
4   | Remain static
5 else
6   if  $d_1 > d_2$  then
7     | Move to a point  $D$  on the line segment such that  $d_1 = d_2$ 
8   else
9     | Do not move

```

Description and Correctness of the Algorithm AlgCFE At the beginning let three robots r_1 , r_2 , and r_3 be placed at points A , B and C respectively. Let us consider without any loss of generality that $AB > BC$. Now to solve the problem, r_3 must move to the point C' such that $AB = BC'$. Note that if r_3 can understand the fact that it is the robot whose movement can achieve the desired configuration it can solve the problem by a single movement, provided all other robots remain static. Now, under full visibility condition where each robot can see the whole configuration it will not be difficult for any robot to understand its position and the corresponding role in the whole algorithm. Hence whenever r_3 is activated, it moves to the desired position C' . If any other robot is activated, it does not move. After r_3 moves to C' there is no further movement of the robots.

Hence we have proved that:

Lemma 1. $\forall R \in \mathcal{R}_3, CFE \in \mathcal{OBL\mathcal{O}T}_{\mathcal{F},\mathcal{V}}^S$.

Corollary 1. $\forall R \in \mathcal{R}_3, CFE \in \mathcal{OBL\mathcal{O}T}_{\mathcal{F},\mathcal{V}}^F$.

Proof. As $\mathcal{OBL\mathcal{O}T}_{\mathcal{F},\mathcal{V}}^F \geq \mathcal{OBL\mathcal{O}T}_{\mathcal{F},\mathcal{V}}^S$, we get $CFE \in \mathcal{OBL\mathcal{O}T}_{\mathcal{F},\mathcal{V}}^F$.

Lemma 2. $\exists R \in \mathcal{R}_3, CFE \notin \mathcal{OBL\mathcal{O}T}_{\mathcal{E},\mathcal{V}}^F$.

Proof. Let the robots r_1 , r_2 and r_3 be at A , B and C respectively. Now let us consider two different configurations C_1 and C_2 . In C_1 , $AB < BC < V_r$, but

$AC > V_r$ and in C_2 , $V_r > AB > BC$, but $AC > V_r$. In both the configurations the view of r_3 will be same but to solve the problem the action taken by r_3 must be different. Note that as the middle robot r_2 will not move hence there is no way the robot r_2 can communicate the terminal robots the details about their position. Hence the problem CFE cannot be solved in $OBLOT_{\mathcal{L},\mathcal{V}}^{\mathcal{F}}$.

Corollary 2. $\exists R \in \mathcal{R}_3, CFE \notin OBLOT_{\mathcal{L},\mathcal{V}}^{\mathcal{S}}$.

Proof. Now as $OBLOT_{\mathcal{L},\mathcal{V}}^{\mathcal{F}} \geq OBLOT_{\mathcal{L},\mathcal{V}}^{\mathcal{S}}$, we get $\exists R \in \mathcal{R}_3, CFE \notin OBLOT_{\mathcal{L},\mathcal{V}}^{\mathcal{S}}$.

Hence we have proved that:

Theorem 1. $OBLOT_{\mathcal{F},\mathcal{V}}^{\mathcal{F}} > OBLOT_{\mathcal{L},\mathcal{V}}^{\mathcal{F}}$.

Theorem 2. $OBLOT_{\mathcal{F},\mathcal{V}}^{\mathcal{S}} > OBLOT_{\mathcal{L},\mathcal{V}}^{\mathcal{S}}$.

Theorem 3. $OBLOT_{\mathcal{L},\mathcal{V}}^{\mathcal{F}} \perp OBLOT_{\mathcal{F},\mathcal{V}}^{\mathcal{S}}$.

Proof. We have proved that the problem CFE cannot be solved in $OBLOT_{\mathcal{L},\mathcal{V}}^{\mathcal{F}}$, but can be solved in $OBLOT_{\mathcal{F},\mathcal{V}}^{\mathcal{S}}$.

Now we consider the problem *Rendezvous* which was proved to be impossible in $OBLOT_{\mathcal{F},\mathcal{V}}^{\mathcal{S}}$, in [11]. Now we claim that in our model the problem is possible to solve in $OBLOT_{\mathcal{L},\mathcal{V}}^{\mathcal{F}}$. This is because in our model we assume the visibility graph of the robots in the initial configuration to be connected. Now when there are only two robots in the initial configuration this means, all the robots in the initial configuration can see each other. Hence in this case the problem reduces to $OBLOT^{\mathcal{F}}$ model. Now it is well known that *rendezvous* problem is solvable in this model, as the robots just move to the mid-point of the line segment joining them. Hence the result.

Theorem 4. $OBLOT_{\mathcal{L},\mathcal{V}}^{\mathcal{F}} > OBLOT_{\mathcal{L},\mathcal{V}}^{\mathcal{S}}$.

Proof. Trivially $OBLOT_{\mathcal{L},\mathcal{V}}^{\mathcal{F}} \geq OBLOT_{\mathcal{L},\mathcal{V}}^{\mathcal{S}}$, and by Theorem 3 the problem *Rendezvous* is solvable in $OBLOT_{\mathcal{L},\mathcal{V}}^{\mathcal{F}}$ but not in $OBLOT_{\mathcal{L},\mathcal{V}}^{\mathcal{S}}$.

4 COMPUTATIONAL RELATIONSHIPS IN \mathcal{FCOM} MODEL

We now define a problem *-ModIL* which we claim to be possible to solved in $\mathcal{FCOM}_{\mathcal{F},\mathcal{V}}^{\mathcal{S}}$, but not in $\mathcal{FCOM}_{\mathcal{L},\mathcal{V}}^{\mathcal{F}}$.

Definition 2. Problem -ModIL: Three robots a , b , and c , starting from the initial configuration shown in Figure I, must form the pattern II and then move to form the pattern of Figure III, without any intermediate configuration in between.

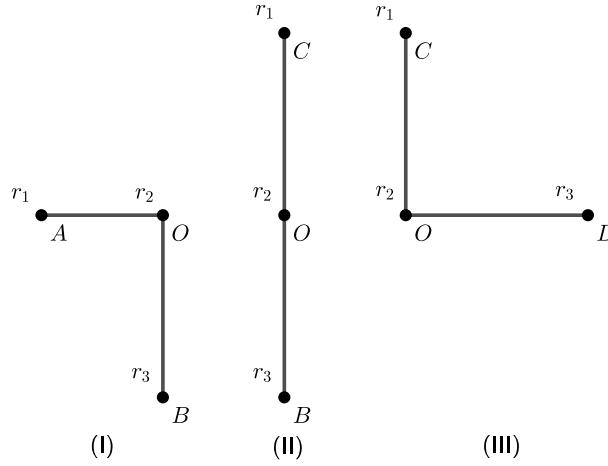


Fig. 2: Illustration of $-MODIL$ problem

We first give an algorithm to solve the problem $-ModIL$ in $\mathcal{FCOM}_{F,V}^S$. The pseudocode of the algorithm is given below.

Algorithm 2: Algorithm *AlgMODIL* for Problem $-ModIL$ executed by each robot r in $\mathcal{FCOM}_{F,V}^S$

```

1  $M =$  My position;
2  $A, B =$  Position of the other two robots;
3  $NIL =$  Initial light of all the robots;
4 if Configuration is 'L' then
5     if All lights visible are 'NIL' then
6         if  $MA \perp MB$  then
7             do not move
8         else
9             if Further from pivot robot then
10                Do not move
11            else
12                Light  $\leftarrow$  'S'
13                If pivot robot is at A then move to a position C such that  $CA = AB$  and
14                    CAB is a straight line
15        else
16            Do Nothing
17    else
18        if Light 'S' not visible then
19            Do Nothing
20        else
21            if  $MA = MB$  then
22                Do Nothing
23            else
24                Light  $\leftarrow$  'F'
                If A is the middle robot then move counterclockwise to point C such that
                     $CA \perp AB$  and  $CA = AB$ 

```

Description and Correctness of AlgMODIL At the beginning of the Algorithm three robots r_1, r_2 and r_3 are at points A, O and B respectively. Here

$AO < OB$ and $AO \perp OB$. Note that chirality is present in our model. Initially all the robots have their light set to NIL . From the initial configuration all the robots can uniquely identify their position. So to make Configuration II from initial configuration I we have to ensure that robot at position A makes the first move. This is easy because whenever the robots at position O or B is activated if they do not observe any change from initial lights in any of the robots they do not do anything (no change in light or position). When the robot at position A i.e., r_1 is activated changes its light to S and moves to a point C , such that $CO = OB$ and configuration now is Configuration II.

When the Configuration is Configuration II, the robot r_1 , r_2 and r_3 are at points C , O and B respectively, where $CO = OB$. Again the robots can identify their positions uniquely. Now all the robots are in collinear. The robot r_1 when activated perceives itself as a robot which is not in the middle of the line segment formed by the robots and can see two robots with their light set to NIL . The robot r_2 when activated perceives itself at the middle of the line segment joining the position of the three robots and can see one of the robot's light set to S . And finally the robot r_3 when activated perceives itself to be a robot which is not in the middle of the line segment formed by the robots and sees two robots, one of which has light set to NIL and the other has light set to S . In this case only r_3 makes a move when activated. The robots r_1 and r_2 if activated do not do anything. The robot r_3 if activated it changes its light to F , and moves to a point D such that $OC = OD$. The Configuration now is III.

Now, again if any robot is activated it sees a configuration is L -type and with at least one robot with light which is not NIL . Then it can perceive the configuration is the final configuration and it does not make any movement.

Hence we get the following result:

Lemma 3. $\forall R \in \mathcal{R}_3, -ModIL \in \mathcal{FCOM}_{\mathcal{F}, \mathcal{V}}^S$.

Lemma 4. $\exists R \in \mathcal{R}_3, -ModIL \notin \mathcal{FCOM}_{\mathcal{L}, \mathcal{V}}^F$.

Proof. Let there exists an algorithm A such that the problem can be solved in $\mathcal{FCOM}_{\mathcal{L}, \mathcal{V}}^F$. Let the Configuration II can be formed from Configuration I. Now let the robots r_1 , r_2 and r_3 be at positions C , O and B respectively, and visibility radius $CO = OB < V_r < CB$. Now note that, after Configuration II is formed the view of robots r_1 and r_3 will be same, as the robot r_1 will not be able to see its own external light. So both the robots will see the external light and position of r_2 . Also note that intermediate configurations are not allowed. Hence both the robots will execute the same movement and hence the problem will not be solved.

Theorem 5. $\mathcal{FCOM}_{\mathcal{F}, \mathcal{V}}^F > \mathcal{FCOM}_{\mathcal{L}, \mathcal{V}}^F$.

Proof. We have shown the problem can be solved in $\mathcal{FCOM}_{\mathcal{F}, \mathcal{V}}^S$. Hence the problem can be solved in $\mathcal{FCOM}_{\mathcal{F}, \mathcal{V}}^F$. Now, $\mathcal{FCOM}_{\mathcal{F}, \mathcal{V}}^F \geq \mathcal{FCOM}_{\mathcal{L}, \mathcal{V}}^F$, and we have shown $-MODIL$ cannot be solved in $\mathcal{FCOM}_{\mathcal{L}, \mathcal{V}}^F$. Hence our point is proved.

Theorem 6. $\mathcal{FCOM}_{\mathcal{F},\mathcal{V}}^S > \mathcal{FCOM}_{\mathcal{L},\mathcal{V}}^S$.

Proof. We have shown the problem cannot be solved in $\mathcal{FCOM}_{\mathcal{L},\mathcal{V}}^{\mathcal{F}}$. Hence the problem cannot be solved in $\mathcal{FCOM}_{\mathcal{L},\mathcal{V}}^S$. Now, $\mathcal{FCOM}_{\mathcal{F},\mathcal{V}}^S \geq \mathcal{FCOM}_{\mathcal{L},\mathcal{V}}^S$, and we have shown $-MODIL$ can be solved in $\mathcal{FCOM}_{\mathcal{F},\mathcal{V}}^S$. Hence our point is proved.

5 COMPUTATIONAL RELATIONSHIPS IN \mathcal{FSTA} MODEL

Definition 3. Problem Distance Oscillation(DisOC): In this problem, three robots r_1 , r_2 and r_3 are placed at points A , B_1 and C_2 respectively. We name the line containing A , B_1 and C_2 as L . Here, $AB_1 = D$, $AC_2 = \frac{3D}{2}$. Then r_2 must move to the point B_2 such that $AB_2 = AC_2 = \frac{3D}{2}$, to form Configuration II. After that r_3 must move to a point C_1 on L , such that $AC_1 = \frac{2}{3}AC_2 = D$ to form Configuration III. After that r_2 must again move back to the point B_1 to form Configuration IV. In the next step r_3 must move back to the point C_2 to return to Configuration I and continue in the previous manner.

We give an algorithm to solve the above problem in $\mathcal{FSTA}_{\mathcal{F},\mathcal{V}}^S$ and show that it is impossible to solve this problem in $\mathcal{FSTA}_{\mathcal{L},\mathcal{V}}^{\mathcal{F}}$. The pseudocode of the algorithm is given below.

Description and Correctness of Algorithm AlgDO We consider the model $\mathcal{FSTA}_{\mathcal{F},\mathcal{V}}^S$. We consider 3 robots r_1 , r_2 and r_3 placed at points A , B_1 and C_2 respectively. We name the line containing A , B_1 and C_2 as L . Here, $AB_1 = D$, $AC_2 = \frac{3D}{2}$. Note that we consider full visibility model, i.e., all the robots can see each other and their respective positions. Each of the robots save three lights, L_p , L_2 and L_3 respectively. The light L_p denotes the position of the robots relative to each other in the initial configuration. The light L_2 denotes the last movement made by the robot relative to the middle robot. The light L_3 denotes its position with respect to the middle robot as a result of the movement it is about to execute. Initially all the lights are set to NIL .

In the initial position as the robot r_1 lies between the robots r_2 and r_3 in the line segment L , we call r_1 the *middle robot* and the other two robots r_2 and r_3 as *terminal robots*. When the robot r_1 is activated, whatever may be the configuration it perceives that it is in the middle and sets its light L_p to *MIDDLE*. The other two lights L_2 and L_3 for r_1 remain *NIL* throughout the execution of the algorithm. Note that the first robot to make a move in the algorithm will be the terminal robot which is closer to the middle robot, in this case it is robot r_2 . Unless r_2 makes its first move, the configuration remains initial configuration. So when r_2 is activated for the first time, it sees the initial configuration and perceives that it is the terminal robot closer to the middle robot. It changes its lights the following way. It sets its light L_p to *NEAR*, the light L_2 to *out* and L_3 to *equal* and moves to a position $\frac{3AB_1}{2}$ along L and

Algorithm 3: Algorithm *AlgDO* for solving Problem *DisOsc* in $FSTA_{F.V.}^S$.

```

1   $d$  = distance from the middle robot
2   $L_p$  = Permanent light which denotes the position of the robot in the initial configuration
3   $L_2$  = The light denoting the last movement of the robot
4   $L_3$  = The light denoting the configuration after the imminent movement
5  if  $L_p = NIL$  then
6      if I am the middle robot then
7           $L_p \leftarrow MIDDLE$ 
8      else
9          if Opposite robot is closer then
10              $L_p \leftarrow FAR$ 
11          else if Opposite robot is equidistant then
12              $L_p \leftarrow FAR$ 
13              $L_2 \leftarrow in$ 
14              $L_3 \leftarrow near$ 
15             Move closer to a point  $\frac{2d}{3}$  from middle robot
16          else
17              $L_p \leftarrow NEAR$ 
18              $L_2 \leftarrow out$ 
19              $L_3 \leftarrow equal$ 
20             Move further to a point  $\frac{3d}{2}$  from middle robot
21 else if  $L_p = NEAR$  then
22     if  $L_2 = out$  then
23         if Opposite robot is closer to the middle robot then
24              $L_2 \leftarrow in$ 
25             Move closer to a point  $\frac{2d}{3}$  from the middle robot
26         else if  $L_2 = in$  then
27             if Opposite robot is further then
28                  $L_2 \leftarrow out$ 
29                 Move further to a point  $\frac{3d}{2}$  from middle robot
30 else if  $L_p = FAR$  then
31     if  $L_3 = NIL$  then
32         if Opposite robot is equidistant from the middle robot then
33              $L_2 \leftarrow in$ 
34              $L_3 \leftarrow near$ 
35             Move closer to a point  $\frac{2d}{3}$  from the middle robot
36         else if  $L_3 = near$  then
37             if Opposite robot is equidistant from the middle robot then
38                  $L_2 \leftarrow out$ 
39                  $L_3 \leftarrow far$ 
40                 Move further to a point  $\frac{3d}{2}$  from middle robot
41         else if  $L_3 = far$  then
42             if Opposite robot is equidistant from the middle robot then
43                  $L_2 \leftarrow in$ 
44                  $L_3 \leftarrow near$ 
45                 Move closer to a point  $\frac{2d}{3}$  from middle robot

```

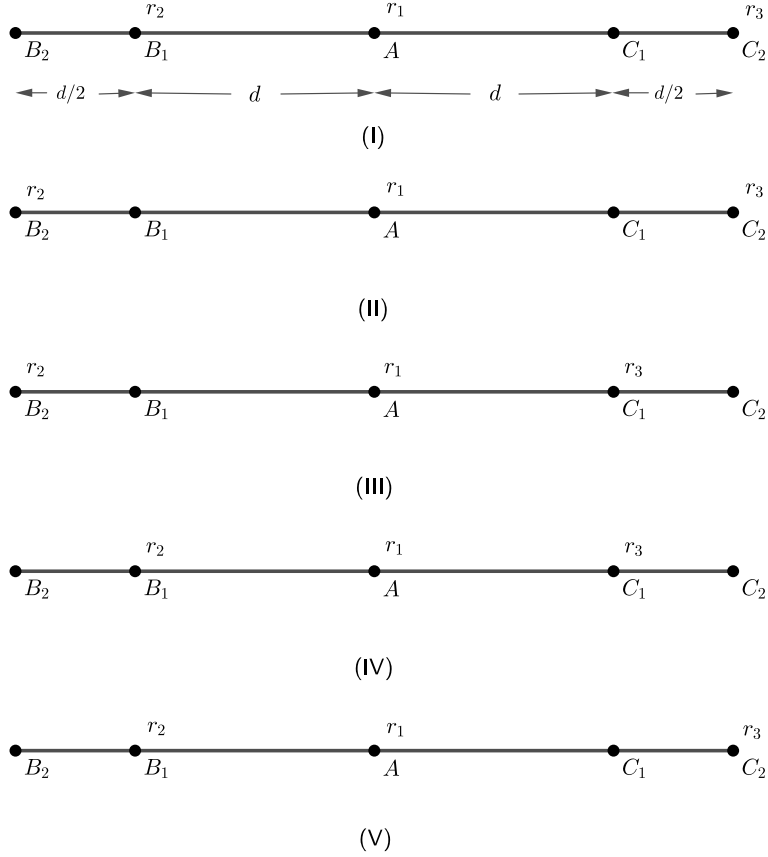


Fig. 3: Illustration of *DisOsc* problem

reaches the point B_2 . The configuration is now *Configuration II*. Here $L_p = NEAR$ means that r_2 was the terminal robot near to the middle robot in the initial configuration. The light $L_2 = out$ denotes the fact that the movement that r_2 made just now, i.e., from B_1 to B_2 was in the outwards direction along the line segment L from r_1 , the middle robot. The light $L_3 = equal$ means that as a result of the last movement of r_2 , both the terminal robots are equidistant from the middle robot, as $AB_2 = AC_2$. Now the robot r_3 may be activated before or after r_2 has made its first move. If r_3 is activated before r_2 makes its first move, then when activated it can clearly perceive that it is the terminal robot which is further from the middle robot. then it changes its lights in the following way: It changes L_p to *FAR* but does not change the color of lights L_2 or L_3 as it does not make any move. Note that for each of the three robots the color of L_p changes only once, from *NIL* to the designated color.

If r_3 is activated after r_2 has made its first move, i.e., if the configuration is now *Configuration II*, it changes its light L_p to *FAR* (if not already changed

previously), the light L_2 to color *in*, the light L_3 to *near* and moves distance $\frac{2AC_2}{3}$ from A along the line L to C_1 . The configuration now becomes *Configuration III*. Before r_3 makes its move in *Configuration II*, if r_2 is activated again, it sees that r_3 is still not closer to the middle robot and does not do anything. The middle robot as mentioned earlier does not do anything, except that, if it is activated for the first time changes its L_p to *MIDDLE*.

When the configuration is *Configuration III*, if r_2 is activated it perceives that r_3 is closer to the middle robot, so it changes its lights in the following way: L_2 to *in* and moves inwards to a point at a distance $\frac{2AB_2}{3}$ from A , i.e., back to B_1 . The configuration is now *Configuration IV*. Note that in this case r_2 does not change the color of L_3 as after its movement, its position will be B_1 , and $AB_1 = AC_1$. So L_3 for r_2 remains *equal*. Before r_2 makes its move in *Configuration III*, if r_3 is activated again, it sees that r_2 is still not equidistant from the middle robot and does not do anything. The middle robot as mentioned earlier does not do anything, except that, if it is activated for the first time changes its L_p to *MIDDLE*. When the configuration is *Configuration IV*, if r_3 is activated it perceives that r_2 is equidistant from the middle robot, so it changes its lights in the following way: L_2 to *out*, L_3 to *far*, and moves outwards to a point at a distance $\frac{3AC_1}{2}$ from A , i.e., back to C_2 . configuration is now *Configuration V*, which is equal to *Configuration I*. Before r_3 makes its move in *Configuration IV*, if r_2 is activated again, it sees that r_3 is still not further from the middle robot and does not do anything. The middle robot as mentioned earlier does not do anything, except that, if it is activated for the first time changes its L_p to *MIDDLE*.

After the configuration again becomes *Configuration I*, if r_2 is activated it perceives that r_3 is further from the middle robot, so it changes its lights in the following way: L_2 to *out* and moves outwards to a point at a distance $\frac{3AB_1}{2}$ from A , i.e., back to B_2 . For the reason mentioned in the previous paragraph L_3 for r_2 remains same. The configuration is now *Configuration II*. Before r_2 makes its move in *Configuration I*, if r_3 is activated again, it sees that r_2 is still not equidistant from the middle robot and does not do anything. The middle robot as mentioned earlier does not do anything, except that, if it is activated for the first time changes its L_p to *MIDDLE*.

In this way the algorithm continues successfully and our problem is solved, and we have the following result.

Lemma 5. $\forall R \in \mathcal{R}_3, DisOC \in \mathcal{FSTA}_{\mathcal{F}, \mathcal{V}}^S.$

From Lemma 5 the following result follows naturally:

Corollary 3. $\forall R \in \mathcal{R}_3, DisOC \in \mathcal{FSTA}_{\mathcal{F}, \mathcal{V}}^F.$

Lemma 6. $\exists R \in \mathcal{R}_3, DisOC \notin \mathcal{FSTA}_{\mathcal{L}, \mathcal{V}}^F.$

Proof. We consider two different configurations. The robots r_2 , r_1 and r_3 are at points B , A and C respectively. Let BA be $\frac{5V_r}{8}$.

Now in the first configuration $AC = \frac{15V_r}{16} < V_r$. Here r_1 can see both the robots and vice-versa. $BC = \frac{5V_r}{8} + \frac{15V_r}{16} = \frac{25V_r}{16} > V_r$. Hence, in the initial configuration robots r_2 and r_3 cannot see each other.

In the second configuration let AC be $\frac{5V_r}{12}$, and $BC = \frac{3AC}{2} = \frac{5V_r}{8}$. Here r_1 can see both the robots and vice-versa. $BC = \frac{5V_r}{8} + \frac{5V_r}{12} = \frac{25V_r}{24} > V_r$. Hence, in the initial configuration robots r_2 and r_3 cannot see each other.

Now in both the configurations, the view of r_2 is same. But in configuration, r_2 must start the execution of the algorithm, and in the second configuration r_3 must start the execution of the algorithm. Also note that as the model under consideration is \mathcal{FSTA} , there is no communication between the robots, so there is no way the robot r_1 can convey any additional information to the terminal robots. Also if the robot r_1 move from its initial position, then either the initial distance D will be lost, or else the terminal robots shall lose the track of the initial line segment L , and make movements considering some other line segment. Hence the robot r_1 cannot move from its initial position. Now, the solution of the problem depends on which of the robots should start the execution of the algorithm. Hence as in both cases as r_2 has same view, so in both the cases the action taken by r_2 will be same. So, in one of the two cases the action taken by r_2 will be wrong. So the problem cannot be solved in $\mathcal{FSTA}_{\mathcal{L}, \mathcal{V}}^{\mathcal{F}}$ model.

From Lemma 6 the following result follows naturally:

Corollary 4. $\exists R \in \mathcal{R}_3, DisOC \notin \mathcal{FSTA}_{\mathcal{L}, \mathcal{V}}^{\mathcal{S}}$.

From the above discussions we get the following results:

Theorem 7. $\mathcal{FSTA}_{\mathcal{F}, \mathcal{V}}^{\mathcal{F}} > \mathcal{FSTA}_{\mathcal{L}, \mathcal{V}}^{\mathcal{F}}$.

Theorem 8. $\mathcal{FSTA}_{\mathcal{F}, \mathcal{V}}^{\mathcal{S}} > \mathcal{FSTA}_{\mathcal{L}, \mathcal{V}}^{\mathcal{S}}$.

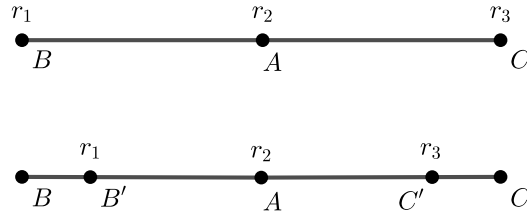
6 Equivalent Oscillation Problem

Definition 4. Problem Equivalent Oscillation (EqOsc): Let three robots r_1, r_2 and r_3 be initially placed at three points B, A and C respectively. $AB = AC = d$. Let B', C' be points collinear on the line such that $AB' = AC' = \frac{2d}{3}$. The robots r_1 and r_3 have to change their positions from B to B' and back to B, C to C' and back to C respectively, while always being equidistant from r_2 , i.e., A (Equidistant Condition).

More formally speaking, if there is a round t such that the robots r_1 and r_3 is at B and C respectively, then there must exist a round $t' > t$, such that r_1 and r_3 is at B' and C' respectively. Similarly if at round t' , r_1 and r_3 is at B' and C' respectively, then there must exist a round $t'' > t'$, such that r_1 and r_3 is at B and C respectively (Oscillation Condition).

We prove that this problem is not solvable in $\mathcal{LUMI}_{\mathcal{F}, \mathcal{V}}^{\mathcal{S}}$.

Lemma 7. $\exists R \in \mathcal{R}_3, EqOsc \notin \mathcal{LUMI}_{\mathcal{F}, \mathcal{V}}^{\mathcal{S}}$.

Fig. 4: Illustration of *EqOsc* problem

Proof. Let the robots r_1, r_3 be able to successfully execute the movements satisfying the conditions of the problem till round t . Let at the beginning of round $t + 1$ the robots r_1 and r_3 be at the points B and C respectively. So next the robots r_1 and r_3 must move to the points B', C' respectively. Note that the robots must move together or otherwise the equidistant condition is not satisfied. From round $t + 1$ we activate only one of the terminal robots alternatively. Let at rounds $t + 1, t + 3, t + 5, \dots$, the robot r_1 is activated and let at rounds $t + 2, t + 4, t + 6, \dots$, the robot r_3 is activated.

Now whenever r_1 or r_3 makes a movement (when they are activated) the equidistant condition is violated. If neither r_1 nor r_3 makes any movement indefinitely then the oscillating condition is violated.

The problem cannot be solved in $\mathcal{LUMI}_{\mathcal{F}, \mathcal{V}}^S$.

From Lemma 7 following result naturally follows,

Corollary 5. $\exists R \in \mathcal{R}_3, EqOsc \notin \mathcal{FSTA}_{\mathcal{F}, \mathcal{V}}^S$ and, $\exists R \in \mathcal{R}_3, EqOsc \notin \mathcal{FCOM}_{\mathcal{F}, \mathcal{V}}^S$.

6.1 Solution of problem Equivalent Oscillation in $\mathcal{FSTA}_{\mathcal{L}, \mathcal{V}}^{\mathcal{F}}$.

We now give an algorithm to solve the problem in $\mathcal{FSTA}_{\mathcal{L}, \mathcal{V}}^{\mathcal{F}}$. The pseudocode of the algorithm is given below.

Algorithm 4: Algorithm *AlgEOSTA* for Problem *EqOsc* executed by each robot r in $\mathcal{FSTA}_{\mathcal{L}, \mathcal{V}}^{\mathcal{F}}$.

```

1  $d$  = distance from the closer robot;
2  $A$  = Position of the middle robot;
3 if not a terminal robot then
4   | Remain static
5 else
6   | if  $Light = Off$  or  $Light = F$  then
7     | Light  $\leftarrow$  N
8     | Move to a point  $D$  on the line segment such that  $AD = \frac{2d}{3}$ 
9   | else
10    | Light  $\leftarrow$  F
11    | Move to a point  $D$  on the line segment such that  $AD = \frac{3d}{2}$ 

```

Description and Correctness of *AlgEOSTA* Let the three robots r_1, r_2 and r_3 be at B, A , and C respectively. Here $V_r > AB$, and $V_r > AC$, but

$V_r < BC$. So there are three robots among which there is one robot which can see two other robots except itself, we call this robot the *middle robot*. The other two robots can see only one other robot except itself. We call each of these two robots *terminal robot*. The terminal robots are initially at a distance D from the middle robot. Whenever a robot is activated it can understand whether it is a terminal or a middle robot. Now, each of the robots save a light which is initially saved to *Off*. If a robot perceives that it is a middle robot it does not do anything. If it is a terminal robot and its light is set to *Off* or F , it changes its light to N and moves closer a distance two-third of the present distance from the middle robot, and if its light is set to N , it changes its light to F and moves further to a distance 1.5 times of the present distance from the middle robot. As we consider a fully synchronous system both the terminal robots execute the nearer and further movement alternatively together, and hence our problem is solved.

Hence we get the following result:

Lemma 8. $\forall R \in \mathcal{R}_3, EqOsc \in \mathcal{FSTA}_{\mathcal{L},\mathcal{V}}^F$.

Theorem 9. $\mathcal{FSTA}_{\mathcal{L},\mathcal{V}}^F > \mathcal{FSTA}_{\mathcal{L},\mathcal{V}}^S$.

Proof. By Corollary 5 the problem cannot be solved in $\mathcal{FSTA}_{\mathcal{L},\mathcal{V}}^S$, and, trivially $\mathcal{FSTA}_{\mathcal{L},\mathcal{V}}^F \geq \mathcal{FSTA}_{\mathcal{L},\mathcal{V}}^S$.

Theorem 10. $\mathcal{FSTA}_{\mathcal{L},\mathcal{V}}^F \perp \mathcal{FSTA}_{\mathcal{F},\mathcal{V}}^S$.

Proof. By Corollary 5 and Lemma 8, $EqOsc$ cannot be solved in $\mathcal{FSTA}_{\mathcal{F},\mathcal{V}}^S$, but can be solved in $\mathcal{FSTA}_{\mathcal{L},\mathcal{V}}^F$. Similarly, by Lemma 5 and Lemma 6, $DisOC$ cannot be solved in $\mathcal{FSTA}_{\mathcal{L},\mathcal{V}}^F$, but can be solved in $\mathcal{FSTA}_{\mathcal{F},\mathcal{V}}^S$. Hence the result.

6.2 Solution of problem Equivalent Oscillation in $\mathcal{FCOM}_{\mathcal{L},\mathcal{V}}^F$.

We now give an algorithm to solve the problem in $\mathcal{FCOM}_{\mathcal{L},\mathcal{V}}^F$. The pseudocode of the algorithm is given below.

Algorithm 5: Algorithm *AlgEOCOM* for Problem $EqOsc$ executed by each robot r in $\mathcal{FCOM}_{\mathcal{L},\mathcal{V}}^F$.

```

1  $d$  = distance from the closer robot;
2  $A$  = Position of the middle robot;
3 if not a terminal robot then
4   Remain static
5   if Visible light = NIL or FAR then
6     Light  $\leftarrow$  FAR
7   else if Visible light = NEAR then
8     Light  $\leftarrow$  NEAR
9 else
10  if Visible light = NIL or Visible light = NEAR then
11    Light  $\leftarrow$  NEAR
12    Move to a point  $D$  on the line segment such that  $AD = \frac{2d}{3}$ 
13  else if Visible light = FAR then
14    Light  $\leftarrow$  FAR
15    Move to a point  $D$  on the line segment such that  $AD = \frac{3d}{2}$ 

```

Description and Correctness of *AlgEOCOM* Let the three robots r_1, r_2 and r_3 be at $B, A,$ and C respectively. Here $V_r > AB,$ and $V_r > AC,$ but $V_r < BC.$ So there are three robots among which there is one robot which can see two other robots except itself, we call this robot the *middle robot*. The other two robots can see only one other robot except itself. We call each of these two robots *terminal robot*. Whenever a robot is activated it can understand whether it is a terminal or a middle robot. Now, each of the robots has a light which is initially saved to *NIL*. If a robot perceives that it is a middle robot it can see the lights of the two terminal robots. If it perceives the lights of the terminal robots to be set to *NIL* or *FAR*, it sets its own light to *FAR*. And if it perceives the lights of the terminal robots to be set to *NEAR*, it sets its own light to *NEAR*. The middle robot only changes its light but does not change its position. If it is a terminal robot it can only see the light of the middle robot. If the light of the middle robot is set to *NIL* or *NEAR*, the terminal robot changes its light to *NEAR* and moves closer to a distance which is two-third of the present distance from the middle robot. And if the light of the middle robot is set to *FAR*, it changes its light to *FAR* and moves away to a distance 1.5 times the present distance from the middle robot. As we consider a fully synchronous system both the terminal robots execute the nearer and further movement alternatively together, and hence our problem is solved.

Hence we get the following result:

Lemma 9. $\forall R \in \mathcal{R}_3, EqOsc \in \mathcal{FCOM}_{\mathcal{L}, \mathcal{V}}^{\mathcal{F}}.$

Theorem 11. $\mathcal{FCOM}_{\mathcal{L}, \mathcal{V}}^{\mathcal{F}} > \mathcal{FCOM}_{\mathcal{L}, \mathcal{V}}^{\mathcal{S}}.$

Proof. By Corollary 5 the problem cannot be solved in $\mathcal{FCOM}_{\mathcal{L}, \mathcal{V}}^{\mathcal{S}},$ and, trivially $\mathcal{FCOM}_{\mathcal{L}, \mathcal{V}}^{\mathcal{F}} \geq \mathcal{FCOM}_{\mathcal{L}, \mathcal{V}}^{\mathcal{S}}.$ Hence our theorem.

Theorem 12. $\mathcal{FCOM}_{\mathcal{L}, \mathcal{V}}^{\mathcal{F}} \perp \mathcal{FCOM}_{\mathcal{F}, \mathcal{V}}^{\mathcal{S}}.$

Proof. By Corollary 5 and Lemma 9, *EqOsc* cannot be solved in $\mathcal{FCOM}_{\mathcal{F}, \mathcal{V}}^{\mathcal{S}},$ but can be solved in $\mathcal{FCOM}_{\mathcal{L}, \mathcal{V}}^{\mathcal{F}}.$ Similarly, by Lemma 3 and Lemma 4, *-MODIL* cannot be solved in $\mathcal{FCOM}_{\mathcal{L}, \mathcal{V}}^{\mathcal{F}}.$ but can be solved in $\mathcal{FCOM}_{\mathcal{F}, \mathcal{V}}^{\mathcal{S}}.$ Hence the result.

7 Conclusion

In this paper we have initiated the analysis of computational capabilities of mobile robots having limited visibility. We have considered the three models $\{OBLLOT, FSTA, FCOM\},$ we have more or less exhaustively analyzed the possible relationships when the model is fixed. But a huge amount of interesting questions still remains to be solved. The possible future directions are:

1. The computational relationships under limited visibility in the model *LUMI* is yet to be determined.
2. Cross-model relationships under limited visibility conditions

3. The computational relationships when the scheduler is asynchronous.

Finally, in our paper we have assumed chirality and rigidity. Characterization of the relationships between various models removing either one or both the assumptions are also interesting open problems.

References

1. Ando, H., Oasa, Y., Suzuki, I., Yamashita, M.: Distributed memoryless point convergence algorithm for mobile robots with limited visibility. *IEEE Trans. Robotics Autom.* **15**(5), 818–828 (1999). <https://doi.org/10.1109/70.795787>
2. Buchin, K., Flocchini, P., Kostitsyna, I., Peters, T., Santoro, N., Wada, K.: Autonomous mobile robots: Refining the computational landscape. In: *IEEE International Parallel and Distributed Processing Symposium Workshops, IPDPS Workshops 2021, Portland, OR, USA, June 17-21, 2021*. pp. 576–585. IEEE (2021). <https://doi.org/10.1109/IPDPSW52791.2021.00091>
3. Buchin, K., Flocchini, P., Kostitsyna, I., Peters, T., Santoro, N., Wada, K.: On the computational power of energy-constrained mobile robots: Algorithms and cross-model analysis. In: Parter, M. (ed.) *Structural Information and Communication Complexity - 29th International Colloquium, SIROCCO 2022, Paderborn, Germany, June 27-29, 2022, Proceedings*. Lecture Notes in Computer Science, vol. 13298, pp. 42–61. Springer (2022). https://doi.org/10.1007/978-3-031-09993-9_3
4. Das, S., Flocchini, P., Prencipe, G., Santoro, N., Yamashita, M.: The power of lights: Synchronizing asynchronous robots using visible bits. In: *2012 IEEE 32nd International Conference on Distributed Computing Systems, Macau, China, June 18-21, 2012*. pp. 506–515. IEEE Computer Society (2012). <https://doi.org/10.1109/ICDCS.2012.71>
5. Das, S., Flocchini, P., Prencipe, G., Santoro, N., Yamashita, M.: Autonomous mobile robots with lights. *Theor. Comput. Sci.* **609**, 171–184 (2016). <https://doi.org/10.1016/j.tcs.2015.09.018>
6. Flocchini, P., Prencipe, G., Santoro, N., Widmayer, P.: Gathering of asynchronous robots with limited visibility. *Theor. Comput. Sci.* **337**(1-3), 147–168 (2005). <https://doi.org/10.1016/j.tcs.2005.01.001>
7. Flocchini, P., Santoro, N., Viglietta, G., Yamashita, M.: Rendezvous with constant memory. *Theor. Comput. Sci.* **621**, 57–72 (2016). <https://doi.org/10.1016/j.tcs.2016.01.025>
8. Flocchini, P., Santoro, N., Wada, K.: On memory, communication, and synchronous schedulers when moving and computing. In: Felber, P., Friedman, R., Gilbert, S., Miller, A. (eds.) *23rd International Conference on Principles of Distributed Systems, OPODIS 2019, December 17-19, 2019, Neuchâtel, Switzerland*. LIPIcs, vol. 153, pp. 25:1–25:17. Schloss Dagstuhl - Leibniz-Zentrum für Informatik (2019). <https://doi.org/10.4230/LIPIcs.OPODIS.2019.25>
9. Goswami, P., Sharma, A., Ghosh, S., Sau, B.: Time optimal gathering of myopic robots on an infinite triangular grid. In: Devismes, S., Petit, F., Altisen, K., Luna, G.A.D., Anta, A.F. (eds.) *Stabilization, Safety, and Security of Distributed Systems - 24th International Symposium, SSS 2022, Clermont-Ferrand, France, November 15-17, 2022, Proceedings*. Lecture Notes in Computer Science, vol. 13751, pp. 270–284. Springer (2022), https://doi.org/10.1007/978-3-031-21017-4_18
10. Poudel, P., Sharma, G.: Time-optimal gathering under limited visibility with one-axis agreement. *Inf.* **12**(11), 448 (2021). <https://doi.org/10.3390/info12110448>

11. Suzuki, I., Yamashita, M.: Distributed anonymous mobile robots: Formation of geometric patterns. *SIAM J. Comput.* **28**(4), 1347–1363 (1999). <https://doi.org/10.1137/S009753979628292X>