
xCODEEVAL: An Execution-based Large Scale Multilingual Multitask Benchmark for Code Understanding, Generation, Translation and Retrieval

Mohammad Abdullah Matin Khan* †
Islamic University of Technology

M Saiful Bari* †
Nanyang Technological University

Xuan Long Do
Nanyang Technological University

Weishi Wang
Nanyang Technological University

Md Rizwan Parvez
Bosch Research

Shafiq Joty‡
Salesforce Research
Nanyang Technological University

Abstract

AI systems that can create codes as solutions to problems or assist developers in writing codes can increase productivity and make programming more accessible. Recently, pre-trained large language models have shown impressive abilities in generating codes from natural language descriptions, repairing buggy codes, translating codes between languages, and retrieving relevant code segments. However, the evaluation of these models has often been performed in a scattered way on only one or two specific tasks, in a few languages, at a partial granularity (e.g., function) level, and in many cases without proper training data. Even more concerning is that in most cases the evaluation of generated codes has been done in terms of mere lexical overlap with a reference code rather than actual execution.

We introduce xCODEEVAL, the largest executable multilingual multitask benchmark to date consisting of 25M document-level coding examples (16.5B tokens) from about 7.5K unique problems covering up to 11 programming languages with execution-level parallelism. It features a total of seven tasks involving code understanding, generation, translation and retrieval. xCODEEVAL adopts an execution-based evaluation and offers a multilingual code execution engine, ExecEval that supports unit test based execution in all the 11 languages. To address the challenge of balancing the distributions of text-code samples over multiple attributes in validation/test sets, we further propose a novel data splitting and a data selection schema based on the geometric mean and graph-theoretic principle. Experimental results on all the tasks and languages show xCODEEVAL is a promising yet challenging benchmark as per the current advancements in language models. Both xCODEEVAL and ExecEval are freely available at Hugging Face and Github.

*Equal contribution

†Corresponding author: abdullahmatin@iut-dhaka.edu, bari0001@e.ntu.edu.sg

‡Work done when the author was on leave from NTU

TABLE 2 – Comparison between xCODEEVAL and other benchmarks. For simplicity, we combine NL-code generation and code completion as Program Synthesis. Compared to others, xCODEEVAL offers the largest suite of training and test data and a more comprehensive set of test cases. Evaluation levels Global, Modular, and Local refer to document, function, and statements level evaluation, respectively. A more detailed version of this table can be found in Appendix A of supp. material.

Dataset	Train	Test	LLal	Task Type	Evaluation	Level	Genre
HumanEval (Chen et al., 2021)	-	164	1	Program Synthesis	Execution	Modular	Interview Question
HumanEval-X(THUDM, 2022)	-	820	9	Synthesis & Translation	Execution	Modular	Interview Question
MBPP (Austin et al., 2021)	-	974	1	Program Synthesis	Execution	Modular	Interview Question
CodeXGLUE (Lu et al., 2021)	2,840,000	759,000	9	10 Tasks	Lexical	Local	N/A
MTPB (Nijkamp et al., 2022)	-	115	1	Multi-turn Code Gen.	Execution	Local	Problem Solving
DS-1000 (Lai et al., 2022)	-	1,000	1	Notebook Cell Gen.	Execution	Local	Data Science
ODEX (Wang et al., 2022b)	-	945	1	Program Synthesis	Execution	Local	StackOverflow
MBXP (Athiwaratkun et al., 2022)	-	13,877	10	Program Synthesis	Execution	Modular	Interview Question
XLCoST(Zhu et al., 2022)	496,333	45,394	7	10 Task	Lexical	Local, Global	GitHub
DeepFix (Gupta et al., 2017)	37,000	7000	1	Program Repair	Ececution	Global	Compile Error, Students
Defects4J (Just et al., 2014)	-	835	1	Program Repair	Execution	Local, Global	N/A
APPS (Hendrycks et al., 2021)	5,000	5,000	1	Program Synthesis	Execution	Global	Interview Question
CodeContests (Li et al., 2022)	4,432,447	32,181	3	Program Synthesis	Execution	Global	Problem Solving
CoderEval (Yu et al., 2023)	-	460	2	Program Synthesis	Execution	Modular, Global	GitHub
xCODEEVAL (ours)	19,915,150	159,464	17	7 Tasks, see Table 8	Execution	Global	Problem Solving

1 Introduction

Automatically generating computer programs to solve complex problems has been a long-standing goal in AI (Manna and Waldinger, 1971). In recent years, specifically with the growth of large language models (LLMs), we have witnessed tremendous progress in synthesizing code that is not just relevant but also fully functional with no further human modification needed (Chen et al., 2021). The progress made in related tasks such as program synthesis (Chowdhery et al., 2022; Li et al., 2022), program repair (Berabi et al., 2021), code translation (Roziere et al., 2020, 2021), and code retrieval (Wan et al., 2019; Parvez et al., 2021) are having a profound impact on increasing developer productivity (Ziegler et al., 2022) and aiding educators (Finnie-Ansley et al., 2022).

Despite the fact that such advancements are expected to be general with proper benchmarks, their evaluation has often been performed in a scattered way on a limited number of languages such as *Python* and *Java*, on a partial granularity level such as at the level of a statement (Huang et al., 2022) or function (Husain et al., 2019), focusing on only one or two specific tasks such as program synthesis and translation, and in many cases without proper fine-tuning data (Austin et al., 2021) or in terms of mere lexical n -gram based relevance (Iyer et al., 2018) rather than actual execution. We present a summary of the characteristics of existing program evaluation test-beds in Tables 1-2.

To address these limitations, and drive further advancements in the creation of more general-purpose LLMs for problem solving, we introduce xCODEEVAL, the largest executable multilingual multitask benchmark to date consisting of 20M coding examples from about 7.5K unique algorithmic problems. It covers up to 17 programming languages with the parallelism of multilingual data which can benefit both mono- and multi-lingual code intelligence applications. It features a total of seven tasks involving code understanding, generation, translation and retrieval, and wherever appropriate it employs an execution-based evaluation protocol. Figure 1 shows an example from xCODEEVAL; it includes a problem description in natural language, a buggy and bug-free solution to the problem, and relevant metadata such as difficulty level, language, problem tags (e.g., brute force).

TABLE 1 – A comparison of the total number of unit test cases provided with the benchmark. Here ∞ means automated unit test generation by EvoSuite. N/A refers to unit tests not openly available. For our retrieval tasks, each candidate is pre-evaluated against the test cases.

Benchmark	LLal	Unit Test
TransCoder (Roziere et al., 2020)	3	14,100
HumanEval (Chen et al., 2021)	1	1,325
HumanEval-x (THUDM, 2022)	9	840
MBPP (Austin et al., 2021)	1	1,500
TransCoder-ST (Roziere et al., 2021)	3	∞
APPS (Hendrycks et al., 2021)	1	22,711
MBXP (Athiwaratkun et al., 2022)	10	1,500
CodeContests (Li et al., 2022)	3	N/A
xCODEEVAL (ours)		
– Classification tasks	11	-
– Generation tasks	11	62,798
– Retrieval tasks	17	62,798

xCODEEVAL is a result of a number of crucial design principles and challenges as highlighted below.

Reasoning In terms of genre, *problem solving* posits a unique set of challenges that require (a) understanding a complex natural language problem description, (b) expertise in data structures and

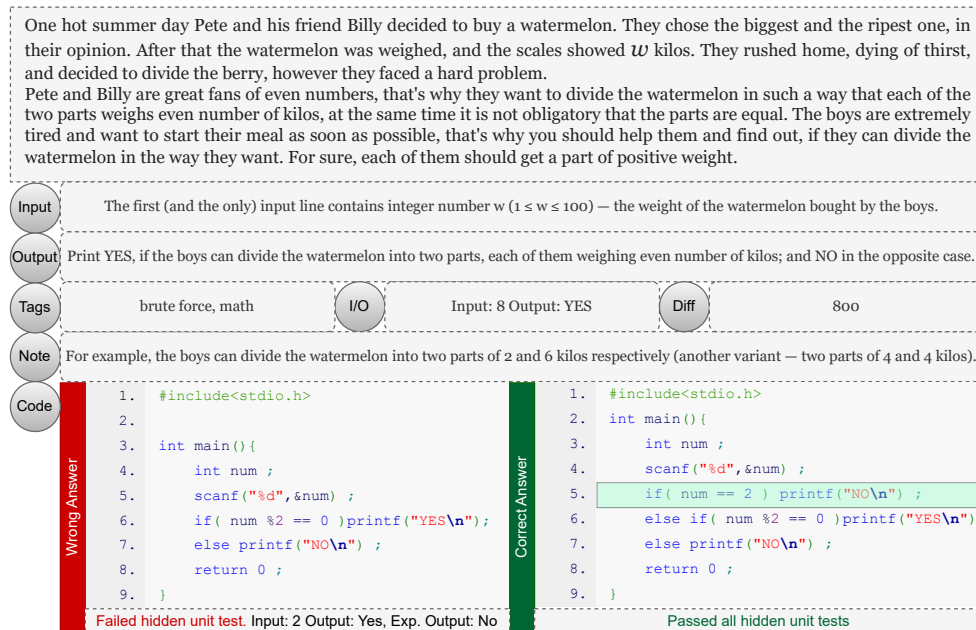


FIGURE 1 – A sample from XCODEEVAL. It includes a natural language description of the problem, input/output (i/o) description, and a few i/o examples. It also includes relevant meta-information such as problem tags (e.g., brute force, math), language, difficulty level (800 in the figure), and a note (explanation of i/o). Each sample contains a number of hidden unit tests (not shown in the figure) against which we evaluate the code. Although the code at the left gives the correct answer to the given input, it is incorrect as it fails in other test cases.

algorithms, (c) complex reasoning that goes beyond memorization, and (d) generating programs of potentially hundreds of lines so that they can pass a comprehensive list of especially designed hidden tests. Given the current progress in LLMs and their instruction following capability (Ouyang et al., 2022), competition-level problems that humans find challenging, provide an interesting benchmark to test many aspects of intelligence (Li et al., 2022; OpenAI, 2023).

Multilinguality We aim to cover as *many programming languages* as possible regardless of the resource discrepancies. One of the main objectives of this benchmark is to assess the degree to which codes in different languages are parallel to one another. In addition to that, we also intend to evaluate the zero-shot cross-lingual capability of the LLMs.

Evaluation and its granularity We believe the current evaluation standards do not fully consider the idea of the *global* meaning representation of a program, which requires models to comprehend different interpretable (or compilable) code segments and connect both local and modular knowledge into a global representation. We propose *execution-based* evaluation with unit tests at the global level. While there are many benchmarks covering the local understanding of a code segment, there are only a few that work at a global level as shown in Table 2 (also detailed in Appendix A) of supp. material. In particular, we consider a pair of code segments to be equivalent, if they generate the same output for a given input regardless of syntax and programming languages (Sajani, 2016). To support this, we have developed EXEC-EVAL, a new standardized and distributed execution environment that supports 44 compilers/interpreters in all the languages in XCODEEVAL. We also provide a large number of necessary unit tests (on an average of 50 per problem) for the relevant tasks (Table 1).

Task difficulty and trainability We wish to focus on problems of different difficulty levels (from 800 to 3500 rating points, following `codeforces.com`) such that models with different capabilities can be benchmarked against difficulty levels. We also aim to provide sufficient training data for each task so that pre-trained LMs can be fine-tuned or small-scale models can be trained from scratch. We also foresee our benchmark to be used for large-scale multitask instructional tuning (Wei et al., 2021).

Data split Finally, balancing the validation and test distributions of text-code instances over multiple attributes such as problems, tags, and execution outcome (e.g., correct vs. wrong) is challenging. We propose a novel data split schema based on a geometric mean and a data selection schema adapting a

graph-theoretic solution to the circulation problem with lower and upper bounds (Mount, 2017) that can be applied for other benchmarks as well (Section 2.1).

Evaluation and analysis We evaluate ChatGPT on our classification and generative tasks, and StarEncoder (Li et al., 2023) on the retrieval tasks. Our results indicate that xCODEEVAL remains difficult to solve for the advanced LLMs, even on a simple binary classification task like Code Compilation (Table 4). With xCODEEVAL, we can identify and compare multilingual executability across languages as well as perform open-ended evaluation on any programming language for the Code Translation and Program Synthesis tasks. Moreover, the unique parallelism of unit-tests allows for different interpretable evaluation and analysis on diverse code related tasks (Section 3).

2 Overview of xCODEEVAL

2.1 Data Creation

We construct our dataset from 25M openly available samples from `codeforces.com` for a total of 7514 distinct problems. Each sample $S_k \in \mathcal{S}$ represents a potential solution to a problem $P_i \in \mathcal{P}$, and a problem P_i can be solved by employing a set of algorithmic techniques $\mathbb{T}_i \subset \mathcal{T}$, which we refer to as problem tags (e.g., 2-sat, binary search); see Appendix D-Figure 8 of supp. material for a complete list of tags.

Validation and test sets To prevent data leakage, we first put aside $N_h (= 1354)$ problems as held-out set \mathcal{D}_{ho} for validation and test. It ensures that the problems in the validation and test sets are not seen in training and models need to generalize to unseen problems. We then create \mathcal{D}_{valid} and \mathcal{D}_{test} splits from \mathcal{D}_{ho} , while maintaining a balanced tag distribution and ensuring that all the tags in these two sets also exist in the training data, which could be a requirement for certain tasks (e.g., *Tag Classification*). For this, we iterate over a number of seeds and create random splits. Let γ be the expected ratio of the number of samples in \mathcal{D}_{valid} and \mathcal{D}_{test} , i.e., $\gamma = |\mathcal{D}_{valid}|/|\mathcal{D}_{test}|$. For each random split, we calculate a tag-wise ratio γ_T , the ratio of the number of samples in \mathcal{D}_{valid} and \mathcal{D}_{test} for each tag $T \in \mathcal{T}$. The geometric mean of $\{\gamma_T\}_{T \in \mathcal{T}}$ defines the ‘tag distribution’ score of a split. We select the split whose score is closest to γ . Appendix B-Algorithm 1 of supp. material describes our method, which also ensures that the validation and test sets contain the same tag sets as the training set.

Next, to make the testing/validation computationally feasible, we aim to control the sample size while maintaining a balanced distribution across problems and tags; e.g., only C++ initially had about 647K test samples for tag classification (Appendix D.1 of supp. material). However, finding an optimal solution to this selection problem (i.e., how many samples to select per problem and per tag) is nontrivial. We formulate this as a *circulation problem with lower and upper bounds* (Mount, 2017) within a flow network. Let p_i and t_k be the number of solutions for a problem P_i and a tag T_k , respectively. Let $G = (V, E)$ be a flow network (a directed graph) with the set of vertices $V = \{s, P_1, \dots, P_N, T_1, \dots, T_K, t\}$, where s and t respectively denote the source and sink nodes of the network (Figure 2). For each edge $e \in E$, the lower capacity $l(e)$ and upper capacity $c(e)$ are defined as follows.

1. Initialize $E = \emptyset$.
2. For each problem P_i , add edge (s, P_i) to E and assign $l(s, P_i) = \min(m_p, p_i)$ and $c(s, P_i) = \min(x_p, p_i)$, where m_p and x_p respectively refer to the minimum and maximum samples to choose per problem if available with $m_p \leq x_p$, thus $0 \leq l(s, P_i) \leq c(s, P_i)$.
3. For each tag T_k , add edge (T_k, t) to E and assign $l(T_k, t) = \min(m_t, t_k)$ and $c(T_k, t) = \min(x_t, t_k)$, where m_t and x_t respectively refer to minimum and maximum samples to choose per tag if available with $m_t \leq x_t$, thus $0 \leq l(T_k, t) \leq c(T_k, t)$.
4. For each P_i and T_k , add (P_i, T_k) to E if P_i has a tag T_k , and assign $l(P_i, T_k) = 0$, $c(P_i, T_k) = \infty$.

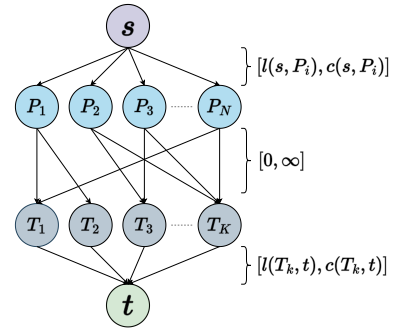


FIGURE 2 – Flow network of for validation-test dataset creation. Here s and t represent the source and sink of the flow network. Also, $l(u, v)$, $c(u, v)$ represents the lower and upper capacity of the edge connected from u to v .

TABLE 3 – Dataset statistics per language and task (except retrieval). The validation and test splits for *Program Synthesis* are same across all the languages as they solve the same problems. *Code Translation* data refers to the source language. Since our setup supports execution-based evaluation, both *Program Synthesis* and *Code Translation* support any number of languages that are supported by the execution framework `ExecEval`.

Split	C	C#	C++	Go	Java	JavaScript	Kotlin	PHP	Python	Ruby	Rust	Total
Tag Classification												
Train	178,324	79,128	3,711,550	25,608	703,625	15,716	49,340	6,234	678,576	15,226	30,681	5,494,008
Validation	1,694	2,234	1,983	1,626	1,908	1,610	1,712	891	1,969	2,149	920	18,696
Test	6,193	6,020	9,720	6,504	8,881	6,431	6,841	3,598	8,195	8,671	3,679	74,733
Code Compilation												
Train	503,458	170,407	15,147,814	53,561	2,007,940	36,949	104,970	18,099	1,793,141	26,362	52,449	19,915,150
Validation	1,000	1,000	1,000	212	1,000	454	482	102	1,000	50	94	6,394
Test	5,000	5,000	5,000	814	5,000	1,676	1,940	392	5,000	242	324	30,388
Program Synthesis												
Train	179,508	79,681	3,744,367	25,753	707,603	15,916	51,831	6,334	681,780	15,336	30,732	5,538,841
Validation	106	106	106	106	106	106	106	106	106	106	106	106
Test	952	952	952	952	952	952	952	952	952	952	952	952
Code Translation (Source Language)												
Train	179,508	79,681	3,744,367	25,753	707,603	15,916	51,831	6,334	681,780	15,336	30,732	5,538,841
Validation	768	746	1,054	470	960	412	421	374	868	494	467	7,034
Validation small	40	40	40	40	40	40	40	40	40	40	40	440
Test	1,725	1,760	1,981	1,811	1,849	1,651	1,949	1,734	1,942	1,928	2,026	20,356
Automatic Program Repair or APR												
Train	135,307	37,039	3,409,220	13,085	574,448	8,861	16,338	3,595	461,356	5,153	7,668	4,672,070
Validation	733	739	641	294	716	183	313	191	710	343	205	5,068
Test	1,957	2,002	2,026	1,427	2,032	643	1,978	1,156	2,012	1,561	905	17,699

We then directly adopt the circulation problem solution to find a flow $f : E \rightarrow \mathbb{Z}_+^4$ that satisfies: $\forall e \in E, l(e) \leq f(e) \leq c(e)$ and $\forall u \in V, \sum_{v \in V} f(u, v) = 0$. In our case, f denotes a feasible flow when the above constraints are satisfied for some G . For each $e \in E, f(e)$ represents the following:

1. $f(s, P_i)$ denotes the number of samples to be picked from problem P_i .
2. $f(T_k, t)$ denotes the number of samples to be picked from tag T_k .
3. $f(P_i, T_k)$ denotes the number of samples to be picked from P_i that has a tag T_k .

Here, $\sum_{k=1}^K f(T_k, t) = \sum_{i=1}^N f(s, P_i)$ is the total number of samples selected, which can be controlled in a balanced way by setting the control variables $m_p, m_t, x_p,$ and x_t . Appendix C of supp. material gives further details about the method and hyperparameters for different tasks, along with a comparison to a random data selection strategy.

2.2 ExecEval: A Multilingual, Distributed and Secured Evaluation Engine

An essential requirement for execution-based evaluation is the availability of a secure and scalable framework (Chen et al., 2021; Cassano et al., 2022). With its capacity to support 44 compiler/interpreter versions in 11 different languages, `ExecEval` offers a versatile and comprehensive approach to program evaluation. The engine is distributed as a secure Docker image, ensuring safe and efficient executions. It also supports easy integration of new compilers/interpreters with custom execution flags (which can also be changed at run-time). While running on unit tests, `ExecEval` produces one of the six outcomes: (i) `COMPILATION ERROR`: fails to compile or run due to a syntax error; (ii) `RUNTIME ERROR`: successfully compiles but fails during runtime due to native environment issues (e.g., asserts, division-by-zero); (iii) `MEMORY LIMIT EXCEEDED`: occupies more memory than the limit; (iv) `TIME LIMIT EXCEEDED`: requires more time than the limit; (v) `WRONG ANSWER`: successfully compiles/interprets, generates an output but fails to produce a correct answer; (vi) `PASSED`: successfully passes all the unit tests. The program will be flagged as *buggy* (i-v) even when it fails on a single unit test. Appendix G of supp. material gives further details about `ExecEval`.

2.3 Tasks in XCODEEVAL

`XCODEEVAL` features two classification, three generative, and two retrieval tasks. Table 3 gives a breakdown of the classification and generative tasks per language. Below we briefly describe the tasks. More detailed descriptions along with visualizations of task distributions and task creation rationale can be found in the supplementary material (Appendix D).

Classification tasks We propose two classification tasks: *Tag Classification* and *Code Compilation*. The goal of *Tag Classification* is to assign relevant tags to programming language code and/or natural

4. \mathbb{Z}_+ denotes the set of non-negative integers.

descriptions of the corresponding problem. This task focuses on measuring the impact of code understanding by incorporating a natural language description alongside the code. *Tag Classification* is the only task in our benchmark that does not factor in the code’s executability. On the contrary, the objective of the *Code Compilation* task is to determine whether the given code is compilable or not, thereby constituting a binary classification problem. By addressing these classification tasks, we aim to explore and evaluate the effectiveness of program comprehension techniques.

Generative tasks We introduce three generative tasks: *Program Synthesis*, *Automatic Program Repair* (APR), and *Code Translation*. All of our proposed generative tasks are evaluated with execution-based unit tests by `ExecEval`. The *Program Synthesis* task aims to generate executable programming language code that solves a given problem. The problem is defined with a natural language description along with some sample input-output descriptions (see Figure 1). In the *APR* task, along with the problem, a buggy code is also given. The objective is to *correct* or *refine* the buggy code. Moreover, in the *Code Translation* task, a code is provided in a source language and the goal is to translate it to a target language. Note that for *Code Translation* our benchmark provides the inputs for the source programming language and for *Program Synthesis* we only provide problem description in natural text. For both *Program Synthesis* and *Code-Translation*, the underlying execution-based unit test enables evaluation on any target programming language, as long as it is supported by `ExecEval`.

Retrieval Tasks We introduce two retrieval tasks: *Code-Code*, and *NL-Code* retrieval. The objective of the *Code-Code* retrieval task is to retrieve relevant *executable* code when provided with a programming language code as input. On the contrary, the *NL-Code* retrieval task aims to retrieve relevant executable code based on a problem description. These retrieval tasks are novel in the sense that they consider both the *relevance* and *executability* of the retrieved codes for evaluation. To the best of our knowledge, these are the first retrieval-based tasks that incorporates *executability* as a crucial factor when performing code retrieval. We have also included a retrieval corpus specific to each of the languages for evaluation purposes.

3 Evaluation and Analysis

For all tasks except *Code Translation*, we evaluate on the validation split. For *Code Translation* from source languages, we used the small validation split (follow Appendix D.4 in supp. material).

3.1 Benchmark Results

Baselines We benchmark `XCODEEVAL` using ChatGPT (*gpt-3.5-turbo-0301*). To construct a query prompt, we adopt the direct zero-shot prompting method (i.e., no chain-of-thought) that facilitates easier automated evaluation (no overlapping of code and explanations). For the retrieval task, following (Karpukhin et al., 2020), we build a bi-encoder based dense multilingual code retriever by finetuning the *StarEncoder* (Li et al., 2023) model. Our implementation details are provided in Appendix F.

Results We present the results on the classification and generative tasks in Table 4. Overall, the model achieves inspiring yet inadequate results – marking `XCODEEVAL` a promising yet challenging benchmark as per the current progress in LLMs. Particularly for *Tag Classification*, we observe decent performance in general and incorporating a problem description enhances the model’s overall predictive capability. However, in web languages (e.g., *PHP*, *JavaScript*), it exhibits the poorest performance. In *Code Compilation*, we observe encouraging performance for *Go*, *PHP*, *Python*, *Ruby*, and *C#*. However, the performance is close to a random baseline for *Java*, *Kotlin*, and *Rust*.

For *Program Synthesis*, we find that in popular languages, such as *C++*, *C#*, *Go*, *Java*, and *Python* the model performs well, while in rare languages like *Rust* it fares poorly. Notably while on other datasets such as *HumanEval* (Chen et al., 2021), ChatGPT achieves much higher scores, 65.8 in *pass@1* (OpenAI, 2023; Chen et al., 2022), it significantly falls behind even in *pass@5* (~ 30) in `XCODEEVAL` – imposing challenges even for such a powerful LLM. In Figure 3 (left), we show the performance for different *k*. As expected, results increase with *k* and no noticeable differences are observed between the compiler (e.g., *C++*, *Java*) and interpreter (e.g., *Python*, *Ruby*) languages.

In *APR*, we observe a higher performance scale than in *Program Synthesis* indicating that the model finds the task relatively easier since it does not necessitate generating a complete code from scratch. Interestingly, in languages where the model underperformed in program synthesis, it exhibits good performance in *APR*. For *Code Translation*, we observe that *Kotlin* and *Go* can be successfully translated to most of the other languages, while *C++* and *Python* are the best languages to translate to.

TABLE 4 – Performance of *gpt-3.5-turbo* on xCODEEVAL : For *Code Translation*, *X*- denotes the case where the source language is *X*, and the target languages are represented by the respective columns. For program synthesis, (T) denotes sampling done at 20 different temperatures ranging from 0.0 to 2.0, while (N) denotes sampling done at a fixed temperature 0.32 (see Section 3.2).

Tasks	metric	C	C#	C++	Go	Java	Javascript	Kotlin	PHP	Python	Ruby	Rust	AVG
TC-Code2Tag	macro-F1	32.37	26.91	40.58	23.06	31.58	19.35	33.95	15.25	29.45	23.64	24.04	27.29
TC-DesCode2Tag	macro-F1	36.05	33.18	47.1	31.5	38.26	27.81	39.61	19.36	33.73	30.61	32.35	33.6
Code Compilation	accuracy	65.9	54.9	58.0	70.28	53.0	65.64	56.64	76.47	70.9	70.0	54.26	63.27
Program Synthesis (T)	pass@5	25.37	30.59	31.36	31.03	29.74	22.74	26.87	30.17	33.98	33.72	10.28	27.8
Program Synthesis (N)	pass@5	31.23	30.78	35.44	30.58	31.52	28.63	27.38	32.13	29.77	29.66	28.2	30.48
Automatic Program Repair	pass@5	44.32	53.38	28.88	65.95	33.21	86.05	62.49	64.22	37.94	60.38	68.96	55.07
Translation C-{} Translation C#-{} Translation C++-{} Translation Go-{} Translation Java-{} Translation Javascript-{} Translation Kotlin-{} Translation PHP-{} Translation Python-{} Translation Ruby-{} Translation Rust-{} Target lang. Avg	pass@5	- 62.27 49.78 59.72 46.03 57.64 74.34 64.38 41.18 30.47 39.49	41.74 - 48.47 63.75 28.13 49.16 59.39 17.5 19.38 5.63 44.72	89.44 72.14 - 79.18 52.64 68.04 85.67 55.92 42.58 35.69 54.29	49.73 49.27 49.43 46.82 64.49 51.52 62.19 50.82 67.01 44.6	57.81 63.94 48.98 - 60.24 39.2 52.11 40.65 40.07 57.5	30.94 25.49 22.65 51.46 - - 29.01 19.93 5.69 36.24	37.49 44.39 33.91 25.2 32.21 - - 6.04 3.75 20.43	44.43 60.22 35.41 36.05 11.53 31.52 39.43 - 48.69 58.87 37.91	45.67 62.62 31.88 71.05 44.38 64.12 64.58 - - 67.28 51.32	35.14 68.84 39.46 42.81 27.07 14.93 53.33 68.12 - - 51.17	51.92 62.16 39.1 51.21 42.16 52.27 53.97 36.87 22.23 12.23 -	44.03 51.94 36.28 50.03 32.68 43.5 50.04 40.16 32.69 29.7 39.79

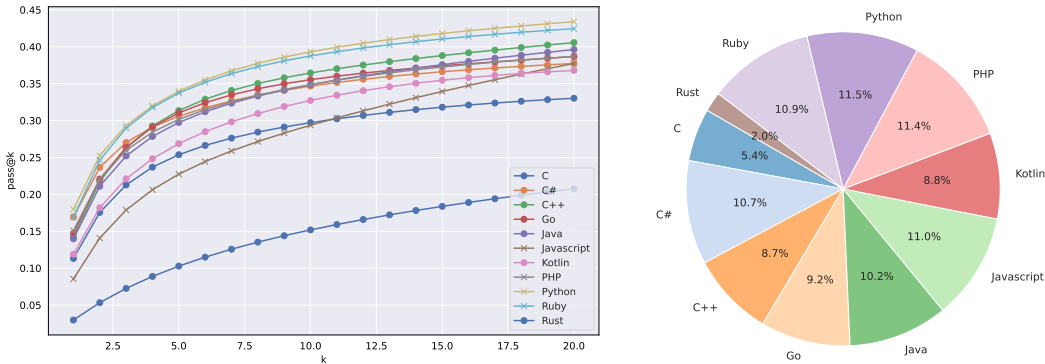


FIGURE 3 – Left: pass@*k* for different languages at different *k*. Right: ratio of the number of generated codes that compiles for different languages. Both evaluations are done at 20 different temperature values.

Table 5 reports results on the two retrieval tasks: *Code-Code* and *NL-Code*. For *Code-Code* retrieval, we computed the top-*k* retrieval accuracy for each of the 17 query languages from all 17 different retrieval corpora. The summarized results from a 17×17 matrix (Appendix D.6-Figure 12 of supp. material) are provided in Table 5, where each row represents a query language and each column represents a corpus language. The column-wise and row-wise averages are denoted as (α) and (γ), respectively. For *Code-Code* (α), there is a degradation of performance for languages with large corpus such as C++, Python. In the case of *Code-Code* (γ), languages with limited training data in xCODEEVAL, such as *D*, *Ocaml*, Rust performed poorly as query languages. For *NL-Code*, performance is good across all languages except for *D*. We suspect that the limited availability of resources for *D* in both *The Stack* (Kocetkov et al., 2022) dataset (training corpora of StarEncoder) and our xCODEEVAL dataset could account for this discrepancy. Also, the presence of more hard negative candidates (i.e., very similar to a correct code) makes it a challenging task to identify similar codes. We provide more results on the retrieval outcomes in the supplementary material (Appendix D.6).

3.2 Analysis

Knowledge cutoff xCODEEVAL contains problems that appeared in `codeforces.com` for the timeframe: Feb 19, 2010 - Nov 21, 2022 (in supp. material Appendix B-Figure 7 shows the distribution over time). Since we have a complete footprint of release dates for each of the problems, it enables us to identify data leakage in LLMs that have public knowledge cutoff dates. Figure 4 (left) presents a potential data contamination for ChatGPT. Though OpenAI (2023) (Table 9) reported no data contamination on `codeforces.com`, datasets like our xCODEEVAL could

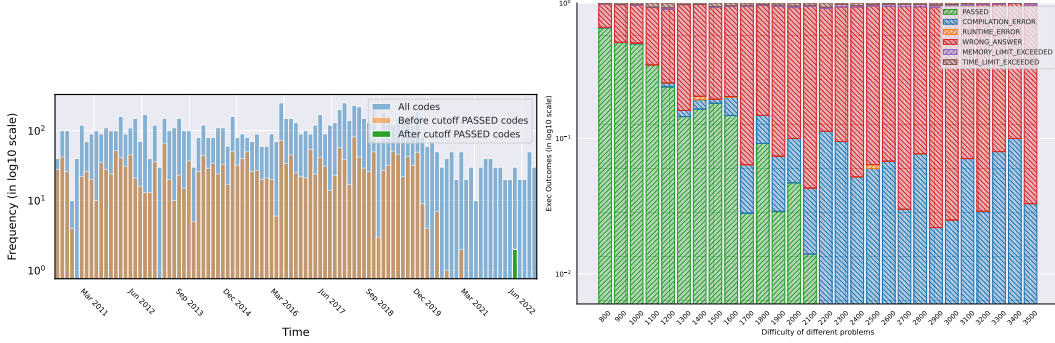


FIGURE 4 – Left: ChatGPT’s performance on C++ over time. After the knowledge cutoff (Sep, 2021), the performance is notably poor. Right: distribution of passed solutions (C++) across different difficulty levels.

TABLE 5 – Summary of the performance of *StarEncoder* Li et al. (2023) finetuned on our retrieval tasks for $k = 100$. For *Code-Code*, (α) denotes the average score for codes of any given language as the corpus, similarly (γ) denotes average score for codes of any fixed language as query. For *NL-Code*, the scores are reported for corpus of different languages.

Tasks	metric	C	C#	C++	D	Go	Haskell	Java	Javascript	Kotlin	Ocaml	PHP	Pascal	Perl	Python	Ruby	Rust	Scala	AVG.
Code-Code (α)	Acc@k	56.43	56.05	39.96	62.82	66.30	56.71	49.30	69.63	63.42	58.44	64.80	52.71	56.38	55.92	61.38	58.10	66.69	58.53
Code-Code (γ)	Acc@k	68.66	74.50	70.49	17.35	62.62	60.03	74.71	50.70	52.06	33.72	49.88	65.35	40.50	68.33	61.71	48.58	59.76	56.41
NL-Code	Acc@k	82.28	89.99	83.81	68.98	90.26	81.68	84.72	85.33	84.74	85.45	80.71	82.21	81.33	84.57	87.17	82.23	89.71	83.83

empower researchers to conduct insightful analysis and perform an investigation on such serious questions.

Impact of temperature parameter Although proved to be crucial (Chen et al., 2021; Austin et al., 2021), previous studies have not extensively examined the impact of the sampling temperature parameter on code executability. To address this gap, we conduct an investigation in which we assessed each sample for *Program Synthesis* at 20 different temperatures in the range 0.0 – 2.0. Figure 5 (left) presents the overall distribution of *execution outcomes* for various languages, encompassing all the samples generated at different temperatures, while Figure 5 (right) displays a distribution of PASSED solutions at different temperatures. As the temperature increases, the likelihood of achieving code executability decreases. We identify the most successful PASSED tests at the temperature of 0.32. Figure 3 (right) presents a comparison of code executability across different languages (aggregated over 20 temperatures). We see that Rust has overall low code executability. On the other hand, interpretable languages like Python, PHP, and Javascript have high executability.

Difficulty analysis Figure 4 (right) shows the distribution of PASSED problems written in C++ for different difficulty levels.⁵ We see a sharp decrease in performance as the problems become harder.

Reasoning capability Figure 6 shows a *reasoning spectrum* of ChatGPT on *Program Synthesis*. A program can be considered a reasoning path to produce an output for an input of a unit test. We define *reasoning spectrum* as the range or continuum of different reasoning approaches or strategies that a program can employ to produce an output for a given input in a test case. The reasoning spectrum encompasses various levels of execution outcomes by the program in between different languages. The same colored vertical line along different languages represents an agreement of execution outcome for the corresponding languages. Given any two languages, when the code compiles successfully for both but one produces PASSED and the other produces WRONG ANSWER, we can conclude that there is a gap between reasoning capability of the two languages. We notice a low agreement in the reasoning spectrum between languages suggesting that a further transfer learning mechanism can be applied to transfer reasoning capability from high-resource to low-resource languages.

Though Figure 6 (top) shows a general *comparable* structure of reasoning capability of an LLM for different languages, it does not show the overall performance within each language. By grouping the same execution outcomes together, Figure 6 (bottom) shows exceptional code executability on Python (no compilation error). However, their reasoning capability (# of PASSED unit tests) remains fairly comparable with other languages.

5. Evaluation done at temperature 0.32, generating 10 samples per problem.

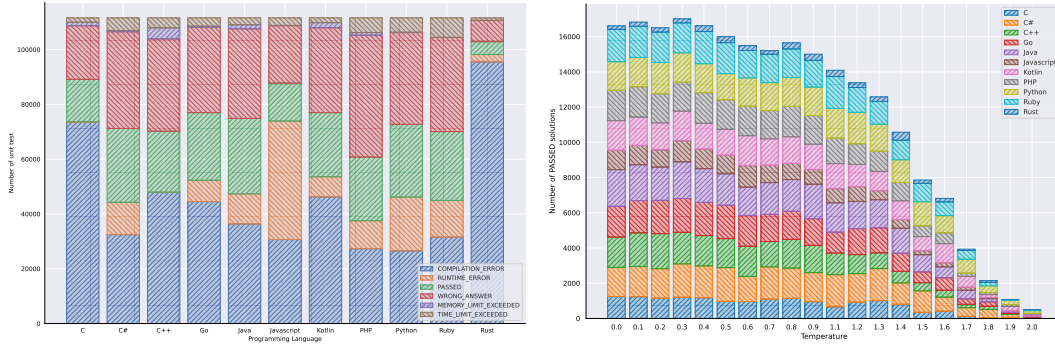


FIGURE 5 – Left: execution outcome for different languages, the solutions are evaluated with ExecEval against our unit tests; Right: passed solutions at different temperatures. Both evaluations are done at 20 different temperature values.

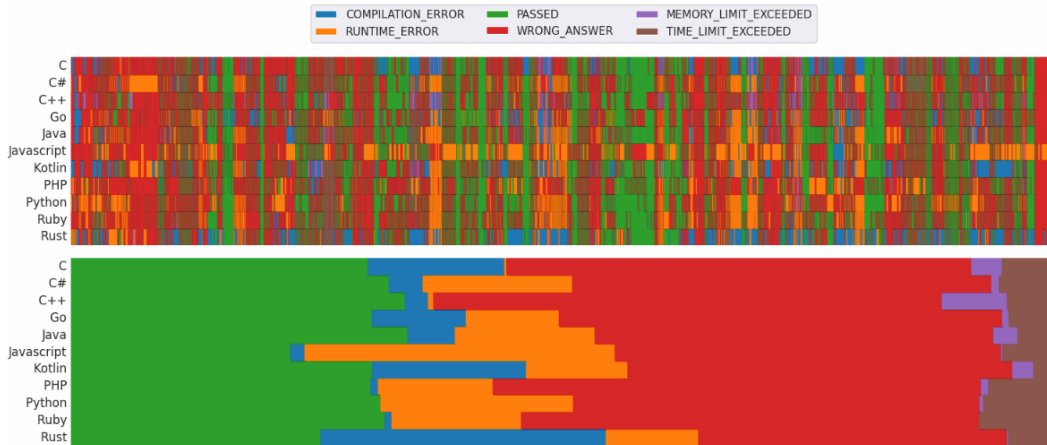


FIGURE 6 – Top: The reasoning spectrum of *gpt-3.5-turbo-0301*, X-axis represents the unit tests and the color represents the corresponding test outcomes for different languages in the Y-axis; Bottom: The unit tests are grouped together from the reasoning spectrum to get an overall idea of the performance of execution outcomes. All the evaluations are done at temperature 0.32 and $n = 10$.

4 Data Limitations

Though the codes are written by a diverse group of experts in a diverse number of languages, data is collected from a single source thus limiting the domain diversity. In addition to that, there is a clear discrepancy between the resource of different programming languages (see Appendix D-Figure 9 in supp. material). Also, most of the codes in XCODEEVAL are at the document level and often written in a non-modular way without a doc-string.

5 Ethics & Potential Risks

Though the data is collected from **openly available sources**, it has not been humanly audited. We have made our best efforts to use automated tools for identifying and removing codes with sensitive details, resulting in the removal of approximately 2 million samples from our original collection. However, it is important to emphasize that despite our diligent efforts, code can still potentially contain sensitive information and security vulnerabilities, although not something that is not openly available. Additionally, code datasets may reflect biases present in the original codebase or the developers who contributed to it.

6 Conclusion & Future Work

We have introduced XCODEEVAL, a large-scale multilingual multitask benchmark for code-based large language models. XCODEEVAL features seven different tasks involving code understanding, generation, translation and retrieval in up to 17 programming languages, and it employs an execution-

based evaluation protocol. We have also presented `ExecEval`, a multilingual code execution engine that supports all the programming languages in `XCODEEVAL`. In summary, the combination of `XCODEEVAL` and `ExecEval` presents a novel framework that offers a fresh perspective for examining and analyzing large language models, facilitating comprehensive and to some extent highly interpretable investigations. We hope that by utilizing the extensive metadata and execution-based evaluation, there is potential for the discovery of new scaling laws and emergent capabilities.

References

- Rajas Agashe, Srinivasan Iyer, and Luke Zettlemoyer. 2019. Juice: A large scale distantly supervised dataset for open domain context-based code generation. *arXiv preprint arXiv:1910.02216*.
- Wasi Uddin Ahmad, Saikat Chakraborty, Baishakhi Ray, and Kai-Wei Chang. 2021a. Unified pre-training for program understanding and generation. In *Proceedings of the 2021 Conference of the North American Chapter of the Association for Computational Linguistics: Human Language Technologies, NAACL-HLT 2021, Online, June 6-11, 2021*, pages 2655–2668. Association for Computational Linguistics.
- Wasi Uddin Ahmad, Md Golam Rahman Tushar, Saikat Chakraborty, and Kai-Wei Chang. 2021b. Avatar: A parallel corpus for java-python program translation. *arXiv preprint arXiv:2108.11590*.
- Ben Athiwaratkun, Sanjay Krishna Gouda, Zijian Wang, Xiaopeng Li, Yuchen Tian, Ming Tan, Wasi Uddin Ahmad, Shiqi Wang, Qing Sun, Mingyue Shang, Sujan Kumar Gonugondla, Hantian Ding, Varun Kumar, Nathan Fulton, Arash Farahani, Siddhartha Jain, Robert Giaquinto, Haifeng Qian, Murali Krishna Ramanathan, Ramesh Nallapati, Baishakhi Ray, Parminder Bhatia, Sudipta Sengupta, Dan Roth, and Bing Xiang. 2022. Multi-lingual evaluation of code generation models. *arXiv preprint arXiv:2210.14868*.
- Jacob Austin, Augustus Odena, Maxwell I. Nye, Maarten Bosma, Henryk Michalewski, David Dohan, Ellen Jiang, Carrie J. Cai, Michael Terry, Quoc V. Le, and Charles Sutton. 2021. Program synthesis with large language models. *CoRR*, abs/2108.07732.
- Berkay Berabi, Jingxuan He, Veselin Raychev, and Martin T. Vechev. 2021. Tfix: Learning to fix coding errors with a text-to-text transformer. In *Proceedings of the 38th International Conference on Machine Learning, ICML 2021, 18-24 July 2021, Virtual Event*, volume 139 of *Proceedings of Machine Learning Research*, pages 780–791. PMLR.
- Federico Cassano, John Gouwar, Daniel Nguyen, Sydney Nguyen, Luna Phipps-Costin, Donald Pinckney, Ming-Ho Yee, Yangtian Zi, Carolyn Jane Anderson, Molly Q Feldman, Arjun Guha, Michael Greenberg, and Abhinav Jangda. 2022. Multipl-e: A scalable and extensible approach to benchmarking neural code generation.
- Shubham Chandel, Colin B Clement, Guillermo Serrato, and Neel Sundaresan. 2022. Training and evaluating a jupyter notebook data science assistant. *arXiv preprint arXiv:2201.12901*.
- Bei Chen, Fengji Zhang, Anh Nguyen, Daoguang Zan, Zeqi Lin, Jian-Guang Lou, and Weizhu Chen. 2022. Codet: Code generation with generated tests. *arXiv preprint arXiv:2207.10397*.
- Mark Chen, Jerry Tworek, Heewoo Jun, Qiming Yuan, Henrique Ponde de Oliveira Pinto, Jared Kaplan, Harrison Edwards, Yuri Burda, Nicholas Joseph, Greg Brockman, Alex Ray, Raul Puri, Gretchen Krueger, Michael Petrov, Heidy Khlaaf, Girish Sastry, Pamela Mishkin, Brooke Chan, Scott Gray, Nick Ryder, Mikhail Pavlov, Alethea Power, Lukasz Kaiser, Mohammad Bavarian, Clemens Winter, Philippe Tillet, Felipe Petroski Such, Dave Cummings, Matthias Plappert, Fotios Chantzis, Elizabeth Barnes, Ariel Herbert-Voss, William Hebgren Guss, Alex Nichol, Alex Paino, Nikolas Tezak, Jie Tang, Igor Babuschkin, Suchir Balaji, Shantanu Jain, William Saunders, Christopher Hesse, Andrew N. Carr, Jan Leike, Joshua Achiam, Vedant Misra, Evan Morikawa, Alec Radford, Matthew Knight, Miles Brundage, Mira Murati, Katie Mayer, Peter Welinder, Bob McGrew, Dario Amodei, Sam McCandlish, Ilya Sutskever, and Wojciech Zaremba. 2021. Evaluating large language models trained on code. *CoRR*, abs/2107.03374.

- Aakanksha Chowdhery, Sharan Narang, Jacob Devlin, Maarten Bosma, Gaurav Mishra, Adam Roberts, Paul Barham, Hyung Won Chung, Charles Sutton, Sebastian Gehrmann, Parker Schuh, Kensen Shi, Sasha Tsvyashchenko, Joshua Maynez, Abhishek Rao, Parker Barnes, Yi Tay, Noam Shazeer, Vinodkumar Prabhakaran, Emily Reif, Nan Du, Ben Hutchinson, Reiner Pope, James Bradbury, Jacob Austin, Michael Isard, Guy Gur-Ari, Pengcheng Yin, Toju Duke, Anselm Levskaya, Sanjay Ghemawat, Sunipa Dev, Henryk Michalewski, Xavier Garcia, Vedant Misra, Kevin Robinson, Liam Fedus, Denny Zhou, Daphne Ippolito, David Luan, Hyeontaek Lim, Barret Zoph, Alexander Spiridonov, Ryan Sepassi, David Dohan, Shivani Agrawal, Mark Omernick, Andrew M. Dai, Thanumalayan Sankaranarayanan Pillai, Marie Pellat, Aitor Lewkowycz, Erica Moreira, Rewon Child, Oleksandr Polozov, Katherine Lee, Zongwei Zhou, Xuezhi Wang, Brennan Saeta, Mark Diaz, Orhan Firat, Michele Catasta, Jason Wei, Kathy Meier-Hellstern, Douglas Eck, Jeff Dean, Slav Petrov, and Noah Fiedel. 2022. Palm: Scaling language modeling with pathways. *CoRR*, abs/2204.02311.
- Jacob Devlin, Ming-Wei Chang, Kenton Lee, and Kristina Toutanova. 2019. BERT: pre-training of deep bidirectional transformers for language understanding. In *Proceedings of the 2019 Conference of the North American Chapter of the Association for Computational Linguistics: Human Language Technologies, NAACL-HLT 2019, Minneapolis, MN, USA, June 2-7, 2019, Volume 1 (Long and Short Papers)*, pages 4171–4186. Association for Computational Linguistics.
- James Finnie-Ansley, Paul Denny, Brett A. Becker, Andrew Luxton-Reilly, and James Prather. 2022. The robots are coming: Exploring the implications of openai codex on introductory programming. In *Proceedings of the 24th Australasian Computing Education Conference, ACE '22*, page 10–19, New York, NY, USA. Association for Computing Machinery.
- Timnit Gebru, Jamie Morgenstern, Briana Vecchione, Jennifer Wortman Vaughan, Hanna Wallach, Hal Daumé III au2, and Kate Crawford. 2021. Datasheets for datasets.
- Daya Guo, Shuai Lu, Nan Duan, Yanlin Wang, Ming Zhou, and Jian Yin. 2022. Unixcoder: Unified cross-modal pre-training for code representation. In *Proceedings of the 60th Annual Meeting of the Association for Computational Linguistics (Volume 1: Long Papers), ACL 2022, Dublin, Ireland, May 22-27, 2022*, pages 7212–7225. Association for Computational Linguistics.
- Rahul Gupta, Soham Pal, Aditya Kanade, and Shirish Shevade. 2017. Deepfix: Fixing common c language errors by deep learning. In *Proceedings of the aaai conference on artificial intelligence*, volume 31.
- Dan Hendrycks, Steven Basart, Saurav Kadavath, Mantas Mazeika, Akul Arora, Ethan Guo, Collin Burns, Samir Puranik, Horace He, Dawn Song, and Jacob Steinhardt. 2021. Measuring coding challenge competence with APPS. In *Proceedings of the Neural Information Processing Systems Track on Datasets and Benchmarks 1, NeurIPS Datasets and Benchmarks 2021, December 2021, virtual*.
- Sarah Holland, Ahmed Hosny, Sarah Newman, Joshua Joseph, and Kasia Chmielinski. 2018. The dataset nutrition label: A framework to drive higher data quality standards. *arXiv preprint arXiv:1805.03677*.
- Xing Hu, Ge Li, Xin Xia, David Lo, Shuai Lu, and Zhi Jin. 2018. Summarizing source code with transferred api knowledge. pages 2269–2275.
- Junjie Huang, Chenglong Wang, Jipeng Zhang, Cong Yan, Haotian Cui, Jeevana Priya Inala, Colin Clement, Nan Duan, and Jianfeng Gao. 2022. Execution-based evaluation for data science code generation models. *arXiv preprint arXiv:2211.09374*.
- Hamel Husain, Ho-Hsiang Wu, Tiferet Gazit, Miltiadis Allamanis, and Marc Brockschmidt. 2019. Codesearchnet challenge: Evaluating the state of semantic code search. *CoRR*, abs/1909.09436.
- Srinivasan Iyer, Ioannis Konstas, Alvin Cheung, and Luke Zettlemoyer. 2018. Mapping language to code in grammatical context. In *Proceedings of the 2018 Conference on Empirical Methods in Natural Language Processing, Brussels, Belgium, October 31 - November 4, 2018*, pages 1643–1652. Association for Computational Linguistics.

- Maliheh Izadi, Roberta Gismondi, and Georgios Gousios. 2022. Codefill: Multi-token code completion by jointly learning from structure and naming sequences. In *44th IEEE/ACM 44th International Conference on Software Engineering, ICSE 2022, Pittsburgh, PA, USA, May 25-27, 2022*, pages 401–412. ACM.
- René Just, Darioush Jalali, and Michael D. Ernst. 2014. Defects4j: A database of existing faults to enable controlled testing studies for java programs. In *Proceedings of the 2014 International Symposium on Software Testing and Analysis, ISSTA 2014*, page 437–440, New York, NY, USA. Association for Computing Machinery.
- Vladimir Karpukhin, Barlas Oguz, Sewon Min, Patrick Lewis, Ledell Wu, Sergey Edunov, Danqi Chen, and Wen-tau Yih. 2020. Dense passage retrieval for open-domain question answering. In *Proceedings of the 2020 Conference on Empirical Methods in Natural Language Processing (EMNLP)*, pages 6769–6781, Online. Association for Computational Linguistics.
- Denis Kocetkov, Raymond Li, Loubna Ben Allal, Jia Li, Chenghao Mou, Carlos Muñoz Ferrandis, Yacine Jernite, Margaret Mitchell, Sean Hughes, Thomas Wolf, Dzmitry Bahdanau, Leandro von Werra, and Harm de Vries. 2022. The stack: 3 tb of permissively licensed source code.
- Yuhang Lai, Chengxi Li, Yiming Wang, Tianyi Zhang, Ruiqi Zhong, Luke Zettlemoyer, Scott Wen-tau Yih, Daniel Fried, Sida Wang, and Tao Yu. 2022. Ds-1000: A natural and reliable benchmark for data science code generation. *arXiv preprint arXiv:2211.11501*.
- Raymond Li, Loubna Ben Allal, Yangtian Zi, Niklas Muennighoff, Denis Kocetkov, Chenghao Mou, Marc Marone, Christopher Akiki, Jia Li, Jenny Chim, Qian Liu, Evgenii Zheltonozhskii, Terry Yue Zhuo, Thomas Wang, Olivier Dehaene, Mishig Davaadorj, Joel Lamy-Poirier, João Monteiro, Oleh Shliazhko, Nicolas Gontier, Nicholas Meade, Armel Zebaze, Ming-Ho Yee, Logesh Kumar Umapathi, Jian Zhu, Benjamin Lipkin, Muhtasham Oblokulov, Zhiruo Wang, Rudra Murthy, Jason Stillerman, Siva Sankalp Patel, Dmitry Abulkhanov, Marco Zocca, Manan Dey, Zhihan Zhang, Nour Fahmy, Urvashi Bhattacharyya, Wenhao Yu, Swayam Singh, Sasha Luccioni, Paulo Villegas, Maxim Kunakov, Fedor Zhdanov, Manuel Romero, Tony Lee, Nadav Timor, Jennifer Ding, Claire Schlesinger, Hailey Schoelkopf, Jan Ebert, Tri Dao, Mayank Mishra, Alex Gu, Jennifer Robinson, Carolyn Jane Anderson, Brendan Dolan-Gavitt, Danish Contractor, Siva Reddy, Daniel Fried, Dzmitry Bahdanau, Yacine Jernite, Carlos Muñoz Ferrandis, Sean Hughes, Thomas Wolf, Arjun Guha, Leandro von Werra, and Harm de Vries. 2023. Starcoder: may the source be with you!
- Yujia Li, David Choi, Junyoung Chung, Nate Kushman, Julian Schrittwieser, Rémi Leblond, Tom Eccles, James Keeling, Felix Gimeno, Agustin Dal Lago, Thomas Hubert, Peter Choy, Cyprien de Masson d’Autume, Igor Babuschkin, Xinyun Chen, Po-Sen Huang, Johannes Welbl, Sven Gowal, Alexey Cherepanov, James Molloy, Daniel J. Mankowitz, Esme Sutherland Robson, Pushmeet Kohli, Nando de Freitas, Koray Kavukcuoglu, and Oriol Vinyals. 2022. Competition-level code generation with alphacode. *Science*, 378(6624):1092–1097.
- Shangqing Liu, Yu Chen, Xiaofei Xie, Jing Kai Siow, and Yang Liu. 2021. Retrieval-augmented generation for code summarization via hybrid GNN. In *International Conference on Learning Representations*.
- Shuai Lu, Daya Guo, Shuo Ren, Junjie Huang, Alexey Svyatkovskiy, Ambrosio Blanco, Colin B. Clement, Dawn Drain, Daxin Jiang, Duyu Tang, Ge Li, Lidong Zhou, Linjun Shou, Long Zhou, Michele Tufano, Ming Gong, Ming Zhou, Nan Duan, Neel Sundaresan, Shao Kun Deng, Shengyu Fu, and Shujie Liu. 2021. Codexglue: A machine learning benchmark dataset for code understanding and generation. In *Proceedings of the Neural Information Processing Systems Track on Datasets and Benchmarks 1, NeurIPS Datasets and Benchmarks 2021, December 2021, virtual*.
- Zohar Manna and Richard J. Waldinger. 1971. Toward automatic program synthesis. *Commun. ACM*, 14(3):151–165.
- C E Metz. 1978. Basic principles of ROC analysis. *Semin Nucl Med*, 8(4):283–298.
- Antonio Valerio Miceli Barone and Rico Sennrich. 2017. A parallel corpus of python functions and documentation strings for automated code documentation and code generation. In *Proceedings of the Eighth International Joint Conference on Natural Language Processing (Volume 2: Short Papers)*, pages 314–319, Taipei, Taiwan. Asian Federation of Natural Language Processing.

- Dave Mount. 2017. Lecture 17 network flow: Extensions.
- Erik Nijkamp, Bo Pang, Hiroaki Hayashi, Lifu Tu, Huan Wang, Yingbo Zhou, Silvio Savarese, and Caiming Xiong. 2022. Codegen: An open large language model for code with multi-turn program synthesis. *arXiv preprint*.
- Yusuke Oda, Hiroyuki Fudaba, Graham Neubig, Hideaki Hata, Sakriani Sakti, Tomoki Toda, and Satoshi Nakamura. 2015. Learning to generate pseudo-code from source code using statistical machine translation. In *2015 30th IEEE/ACM International Conference on Automated Software Engineering (ASE)*, pages 574–584.
- OpenAI. 2023. Gpt-4 technical report.
- Juri Opitz and Sebastian Burst. 2019. Macro F1 and macro F1. *CoRR*, abs/1911.03347.
- Long Ouyang, Jeff Wu, Xu Jiang, Diogo Almeida, Carroll L Wainwright, Pamela Mishkin, Chong Zhang, Sandhini Agarwal, Katarina Slama, Alex Ray, et al. 2022. Training language models to follow instructions with human feedback. *arXiv preprint arXiv:2203.02155*.
- Kishore Papineni, Salim Roukos, Todd Ward, and Wei-Jing Zhu. 2002. Bleu: a method for automatic evaluation of machine translation. In *Proceedings of the 40th Annual Meeting of the Association for Computational Linguistics*, pages 311–318, Philadelphia, Pennsylvania, USA. Association for Computational Linguistics.
- Md Rizwan Parvez, Wasi Ahmad, Saikat Chakraborty, Baishakhi Ray, and Kai-Wei Chang. 2021. Retrieval augmented code generation and summarization. In *Findings of the Association for Computational Linguistics: EMNLP 2021*, pages 2719–2734, Punta Cana, Dominican Republic. Association for Computational Linguistics.
- Md Rizwan Parvez, Saikat Chakraborty, Baishakhi Ray, and Kai-Wei Chang. 2018. Building language models for text with named entities. *arXiv preprint arXiv:1805.04836*.
- Ruchir Puri, David S Kung, Geert Janssen, Wei Zhang, Giacomo Domeniconi, Vladimir Zolotov, Julian Dolby, Jie Chen, Mihir Choudhury, Lindsey Decker, et al. 2021. Codenet: A large-scale ai for code dataset for learning a diversity of coding tasks. *arXiv preprint arXiv:2105.12655*.
- Alec Radford, Karthik Narasimhan, Tim Salimans, Ilya Sutskever, et al. 2018. Improving language understanding by generative pre-training.
- Colin Raffel, Noam Shazeer, Adam Roberts, Katherine Lee, Sharan Narang, Michael Matena, Yanqi Zhou, Wei Li, and Peter J. Liu. 2020. Exploring the limits of transfer learning with a unified text-to-text transformer. *J. Mach. Learn. Res.*, 21:140:1–140:67.
- Shuo Ren, Daya Guo, Shuai Lu, Long Zhou, Shujie Liu, Duyu Tang, Neel Sundaresan, Ming Zhou, Ambrosio Blanco, and Shuai Ma. 2020. Codebleu: a method for automatic evaluation of code synthesis. *CoRR*, abs/2009.10297.
- Baptiste Roziere, Marie-Anne Lachaux, Lowik Chanussot, and Guillaume Lample. 2020. Unsupervised translation of programming languages. *Advances in Neural Information Processing Systems*, 33.
- Baptiste Roziere, Jie M Zhang, Francois Charton, Mark Harman, Gabriel Synnaeve, and Guillaume Lample. 2021. Leveraging automated unit tests for unsupervised code translation. *arXiv preprint arXiv:2110.06773*.
- Rebecca L. Russell, Louis Y. Kim, Lei H. Hamilton, Tomo Lazovich, Jacob Harer, Onur Ozdemir, Paul M. Ellingwood, and Marc W. McConley. 2018. Automated vulnerability detection in source code using deep representation learning. In *17th IEEE International Conference on Machine Learning and Applications, ICMLA 2018, Orlando, FL, USA, December 17-20, 2018*, pages 757–762. IEEE.
- Hitesh Sajani. 2016. Large-scale code clone detection. *PhD Thesis, University of California, Irvine*.

- Jeffrey Svajlenko, Judith F. Islam, Iman Keivanloo, Chanchal Kumar Roy, and Mohammad Mamun Mia. 2014. Towards a big data curated benchmark of inter-project code clones. In *30th IEEE International Conference on Software Maintenance and Evolution, Victoria, BC, Canada, September 29 - October 3, 2014*, pages 476–480. IEEE Computer Society.
- Abdel Aziz Taha and Allan Hanbury. 2015. Metrics for evaluating 3D medical image segmentation: analysis, selection, and tool. *BMC Med Imaging*, 15:29.
- Nandan Thakur, Nils Reimers, Andreas Rücklé, Abhishek Srivastava, and Iryna Gurevych. 2021. BEIR: A heterogeneous benchmark for zero-shot evaluation of information retrieval models. In *Thirty-fifth Conference on Neural Information Processing Systems Datasets and Benchmarks Track (Round 2)*.
- THUDM. 2022. Codegeex: A multilingual code generation model. <https://github.com/THUDM/CodeGeeX>.
- Michele Tufano, Cody Watson, Gabriele Bavota, Massimiliano Di Penta, Martin White, and Denys Poshyvanyk. 2019. An empirical study on learning bug-fixing patches in the wild via neural machine translation. *ACM Trans. Softw. Eng. Methodol.*, 28(4):19:1–19:29.
- Yao Wan, Jingdong Shu, Yulei Sui, Guandong Xu, Zhou Zhao, Jian Wu, and Philip Yu. 2019. Multi-modal attention network learning for semantic source code retrieval. In *2019 34th IEEE/ACM International Conference on Automated Software Engineering (ASE)*, pages 13–25. IEEE.
- Yue Wang, Weishi Wang, Shafiq R. Joty, and Steven C. H. Hoi. 2021. Codet5: Identifier-aware unified pre-trained encoder-decoder models for code understanding and generation. In *Proceedings of the 2021 Conference on Empirical Methods in Natural Language Processing, EMNLP 2021, Virtual Event / Punta Cana, Dominican Republic, 7-11 November, 2021*, pages 8696–8708. Association for Computational Linguistics.
- Zhiruo Wang, Grace Cuenca, Shuyan Zhou, Frank F Xu, and Graham Neubig. 2022a. Mconala: a benchmark for code generation from multiple natural languages. *arXiv preprint arXiv:2203.08388*.
- Zhiruo Wang, Shuyan Zhou, Daniel Fried, and Graham Neubig. 2022b. Execution-based evaluation for open-domain code generation. *arXiv preprint arXiv:2212.10481*.
- Jason Wei, Maarten Bosma, Vincent Y. Zhao, Kelvin Guu, Adams Wei Yu, Brian Lester, Nan Du, Andrew M. Dai, and Quoc V. Le. 2021. Finetuned language models are zero-shot learners.
- Chunqiu Steven Xia and Lingming Zhang. 2022. Less training, more repairing please: revisiting automated program repair via zero-shot learning. In *Proceedings of the 30th ACM Joint European Software Engineering Conference and Symposium on the Foundations of Software Engineering, ESEC/FSE 2022, Singapore, Singapore, November 14-18, 2022*, pages 959–971. ACM.
- Pengcheng Yin, Bowen Deng, Edgar Chen, Bogdan Vasilescu, and Graham Neubig. 2018. Learning to mine aligned code and natural language pairs from stack overflow. In *Proceedings of the 15th International Conference on Mining Software Repositories*, pages 476–486.
- Pengcheng Yin, Wen-Ding Li, Kefan Xiao, Abhishek Rao, Yeming Wen, Kensen Shi, Joshua Howland, Paige Bailey, Michele Catasta, Henryk Michalewski, et al. 2022. Natural language to code generation in interactive data science notebooks. *arXiv preprint arXiv:2212.09248*.
- Hao Yu, Bo Shen, Dezhi Ran, Jiaxin Zhang, Qi Zhang, Yuchi Ma, Guangtai Liang, Ying Li, Tao Xie, and Qianxiang Wang. 2023. Codereval: A benchmark of pragmatic code generation with generative pre-trained models. *arXiv preprint arXiv:2302.00288*.
- Victor Zhong, Caiming Xiong, and Richard Socher. 2017. Seq2sql: Generating structured queries from natural language using reinforcement learning. *CoRR*, abs/1709.00103.
- Yaqin Zhou, Shangqing Liu, Jing Kai Siow, Xiaoning Du, and Yang Liu. 2019. Devign: Effective vulnerability identification by learning comprehensive program semantics via graph neural networks. In *Advances in Neural Information Processing Systems 32: Annual Conference on Neural Information Processing Systems 2019, NeurIPS 2019, December 8-14, 2019, Vancouver, BC, Canada*, pages 10197–10207.

- Ming Zhu, Aneesh Jain, Karthik Suresh, Roshan Ravindran, Sindhu Tipirneni, and Chandan K. Reddy. 2022. Xlcost: A benchmark dataset for cross-lingual code intelligence.
- Qihao Zhu, Zeyu Sun, Yuan-an Xiao, Wenjie Zhang, Kang Yuan, Yingfei Xiong, and Lu Zhang. 2021. A syntax-guided edit decoder for neural program repair. In *ESEC/FSE '21: 29th ACM Joint European Software Engineering Conference and Symposium on the Foundations of Software Engineering, Athens, Greece, August 23-28, 2021*, pages 341–353. ACM.
- Albert Ziegler, Eirini Kalliamvakou, X. Alice Li, Andrew Rice, Devon Rifkin, Shawn Simister, Ganesh Sittampalam, and Edward Aftandilian. 2022. Productivity assessment of neural code completion. In *Proceedings of the 6th ACM SIGPLAN International Symposium on Machine Programming, MAPS 2022*, page 21–29, New York, NY, USA. Association for Computing Machinery.

Appendix

A	Related Work	18
B	Algorithm for initial validation and test split creation	19
C	Hyper parameter tuning for circulation problem	20
C.1	Search Techniques	20
C.2	Results	21
D	Extended Description of Tasks	21
D.1	Tag Classification	21
D.2	Code Compilation	21
D.3	Program Synthesis	22
D.4	Code Translation	23
D.5	Automatic Program Repair (APR)	23
D.6	Code Retrieval	25
E	Evaluation Metrics	27
F	Implementation Details	28
G	ExecEval Details	28
H	Definition of Data Attributes	29
H.1	Problem Description (problem_description)	29
H.2	Unit Tests (hidden_unit_tests)	29
H.3	Tag Classification (tag_classification)	30
H.4	Code Compilation (code_compilation)	30
H.5	Automatic Program Repair (apr)	30
H.6	Code Translation (code_translation)	31
H.7	Program Synthesis (program_synthesis)	32
H.8	Retrieval Corpus (retrieval_corpus)	33
H.9	Retrieval NL-Code (retrieval_nl_code)	33
H.10	Retrieval Code-Code (retrieval_code_code)	33
I	Datasheets for Datasets	34
I.1	Motivation	34
I.2	Composition	34
I.3	Collection Process	35
I.4	Preprocessing/cleaning/labeling	35
I.5	Distribution	36
I.6	Maintenance	36

J The Dataset Nutrition Label	37
K Data Card	37

A Related Work

Following NLP (Devlin et al., 2019; Radford et al., 2018; Raffel et al., 2020), transformer-based pre-trained LLMs have shown significant success in code, both in understanding and generation. Table 2 shows a detailed comparison between different programming language-related datasets.

Code Understanding Lu et al. (2021) propose a benchmark CodeXGLUE, which comprises three widely-used code understanding tasks, *defect detection*, *clone detection*, and *code search*. Zhou et al. (2019) treat *defect detection* as a binary classification task. They propose a model called *Devign* which they evaluate on four large open-source C projects. Additionally, Russell et al. (2018) leverage open-source C/CPP repositories to support function-level vulnerability detection. To further understand code semantics, Svajlenko et al. (2014) propose a benchmark BigCloneBench to measure the similarity between code pairs to predict whether they have the same functionality (i.e., clone detection); BigCloneBench was collected from open-source Java repositories with manual validation. Arguably, code defect and clone detection might not be appropriate for fully evaluating models’ ability in understanding code semantics (Wang et al., 2021; Guo et al., 2022). Moreover, they only support a few programming languages. *Code search* on the other hand considers semantic relevance for both code-to-code and text-to-code. They are formulated to retrieve semantically similar codes given a query code (Lu et al., 2021) or code description (Husain et al., 2019). The existing code search benchmarks like CodeSearchNet (Husain et al., 2019) only select the first documentation as the text query to search corresponding functions.

Code Generation Code generation has grown in popularity as many pre-trained LLMs have achieved remarkable performances in these tasks like decoder-only models (Chen et al., 2021; Izadi et al., 2022; Nijkamp et al., 2022) and encoder-decoder models (Wang et al., 2021; Guo et al., 2022; Ahmad et al., 2021a) Notably, PaLM (Chowdhery et al., 2022) and AlphaCode (Li et al., 2022) outperform average human participant in competition-level coding. Thus, researchers attempt to build increasingly difficult and factual code generation tasks. These tasks can be classified as code-to-code generation and text-to-code generation.

As for code-to-code generation tasks like automatic program repair (APR) (Tufano et al., 2019) and code translation (Lu et al., 2021), the metric-based automatic evaluation measures like BLEU (Papineni et al., 2002), CodeBLEU (Ren et al., 2020), and exact match scores are sub-optimal for evaluating the quality of a generated code. To improve the reliability and feasibility for code generation evaluation, Berabi et al. (2021) create a large-scale JavaScript patch repair dataset from GitHub commits, where 52 error types are detected by a static analyzer ESLint⁶. They further drive efforts in enhancing program repair evaluation by providing an error removal metric to take various form of error fixes into consideration. To address the nature of code semantic and syntactic evaluation, execution-based evaluation with comprehensive test suites has a growing demand. A popular Java APR benchmark Defects4J (Just et al., 2014) takes the number of correct fixes into account, where a correct fix should pass all test cases and provide a desired functionality. Nevertheless, Defects4J does not possess a cohesive training corpus. A common strategy to address this limitation is to construct the training dataset using GitHub’s publicly available repositories, and relying on bug-specific commit messages (Zhu et al., 2021). However, this heuristic-based approach includes bug-irrelevant commits and unrelated code pairs, which can significantly affect the the quality of collected training dataset (Xia and Zhang, 2022).

For text-to-code, the widely used dataset CONCODE (Iyer et al., 2018) consists of a large collection of natural language (NL) comments and Java code snippets. Specifically, this dataset is constructed by scraping code snippets from open-domain Java GitHub repositories and utilizing heuristics to extract NL comments from Javadoc.

By following a similar approach, JuICe (Agashe et al., 2019) collects publicly available Jupyter notebooks from GitHub, and CoNaLa (Yin et al., 2018) collects Python and Java codes with NL comments from StackOverflow posts. Besides, they attempt to improve the quality with professional annotators. In addition, MoCoNaLa (Wang et al., 2022a) extends CoNaLa to support more natural languages. Despite their coverage, the general lexical-based evaluation metrics are insufficient to measure the correctness of generated codes. To alleviate this limitation, ODEX (Wang et al., 2022b) provides execution-based evaluation via human-written test cases of diversified Python libraries. This

6. <https://eslint.org>

TABLE 6 – Comparison between xCODEEVAL and other benchmarks. For simplicity, we combine NL-code generation and code completion as Program Synthesis. Compared to others, xCODEEVAL offers the largest suite of training and test data and a more comprehensive set of test cases. Evaluation levels Global, Modular, and Local refer to document, function, and statements level evaluation, respectively.

Dataset	Train	Test	Lal	Task Type	Evaluation	Level	Genre
Django (Oda et al., 2015)	16,000	1,805	1	Program Synthesis	Lexical	Local	N/A
WikiSQL (Zhong et al., 2017)	56,355	15,878	1	SQL Queries	Lexical	Modular	SQL
Miceli Barone and Sennrich (2017)	109,108	2,000	1	Synthesis, Summarization	Lexical	Local	GitHub
CoNaLa (Yin et al., 2018)	2,379	500	2	Program Synthesis	Lexical	Local	Stackoverflow: QA
CONCODE (Iyer et al., 2018)	100,000	2,000	1	Program Synthesis	Lexical	Modular	GitHub
Android (Parvez et al., 2018)	26,600	3,546	1	Program Synthesis	Lexical	Local	Map oriented, GitHub
CodeSearchNet (Husain et al., 2019)	6,452,446	99	6	Plain Text, Retrieval	NDCG	Modular	GitHub
JulCe (Agashe et al., 2019)	1,518,049	1,981	1	Notebook Cell Gen.	Lexical	Local	Prog. assignment
TransCoder (Roziere et al., 2020)	721MB	1,410	3	Program Translation	Lexical	Modular	GitHub
HumanEval (Chen et al., 2021)	-	164	1	Program Synthesis	Execution	Modular	Interview Question
HumanEval-X(THUDM, 2022)	-	820	9	Synthesis & Translation	Execution	Modular	Interview Question
MBPP (Austin et al., 2021)	-	974	1	Program Synthesis	Execution	Modular	Interview Question
CodeXGLUE (Lu et al., 2021)	2,840,000	759,000	9	10 Tasks	Lexical	Local	N/A
AVATAR (Ahmad et al., 2021b)	5,937	1,693	2	Program Translation	Lexical	Global	Problem Solving
TFix (Berabi et al., 2021)	84,846	10,504	1	Program Repair	Lexical	Local	GitHub
CCSD (Liu et al., 2021)	84,316	6,533	1	Program Summarization	Lexical	Modular	Linux Kernel
TL-CodeSum (Hu et al., 2018)	55,766	6,971	1	Program Summarization	Lexical	Modular	GitHub
CodeNet (Puri et al., 2021)	8,906,769	2,783,365	55	Classification, similarity	Lexical	Global	Problem Solving
TransCoder-ST (Roziere et al., 2021)	333,542	103,488	3	Program Translation	Execution	Modular	GitHub
DSP (Chandel et al., 2022)	-	1,119	1	Notebook Cell Gen.	Execution	Local	Math and Data Science
MTPB (Nijkamp et al., 2022)	-	115	1	Multi-turn Code Gen.	Execution	Local	Problem Solving
Exe-DS (Huang et al., 2022)	119,266	534	1	Notebook Cell Gen.	Execution	Local	Data Science
DS-1000 (Lai et al., 2022)	-	1,000	1	Notebook Cell Gen.	Execution	Local	Data Science
MoCoNaLa (Wang et al., 2022a)	-	896	1	Program Synthesis	Lexical	Local	StackOverflow
ARCADE (Yin et al., 2022)	-	1082	1	Notebook Cell Gen.	Lexical	Local	Data Science
ODEX (Wang et al., 2022b)	-	945	1	Program Synthesis	Execution	Local	StackOverflow
MBXP (Athiwaratkun et al., 2022)	-	13,877	10	Program Synthesis	Execution	Modular	Interview Question
XLCoST(Zhu et al., 2022)	496,333	45,394	7	10 Task	Lexical	Local, Global	GitHub
DeepFix (Gupta et al., 2017)	37,000	7000	1	Program Repair	Eceution	Global	Compile Error, Students
Defects4J (Just et al., 2014)	-	835	1	Program Repair	Execution	Local, Global	N/A
APPS (Hendrycks et al., 2021)	5,000	5,000	1	Program Synthesis	Execution	Global	Interview Question
CodeContests (Li et al., 2022)	4,432,447	32,181	3	Program Synthesis	Execution	Global	Problem Solving
CoderEval (Yu et al., 2023)	-	460	2	Program Synthesis	Execution	Modular, Global	GitHub
xCODEEVAL (ours)	19,915,150	159,464	17	7 Tasks, see Table 8	Execution	Global	Problem Solving

execution-based paradigm has been widely applied to evaluate benchmarks in Data Science domain like DSP (Chandel et al., 2022), DS-1000 (Lai et al., 2022) and Exe-DS (Huang et al., 2022) as well as general code generation benchmarks in single-language settings such as HumanEval (Chen et al., 2021), MBPP (Austin et al., 2021), and APPS (Hendrycks et al., 2021). As for more particular multi-turn MTPB (Nijkamp et al., 2022) and multi-language CodeContests (Li et al., 2022) benchmarks, they all leverage test cases, and exploit code execution for better evaluation.

B Algorithm for initial validation and test split creation

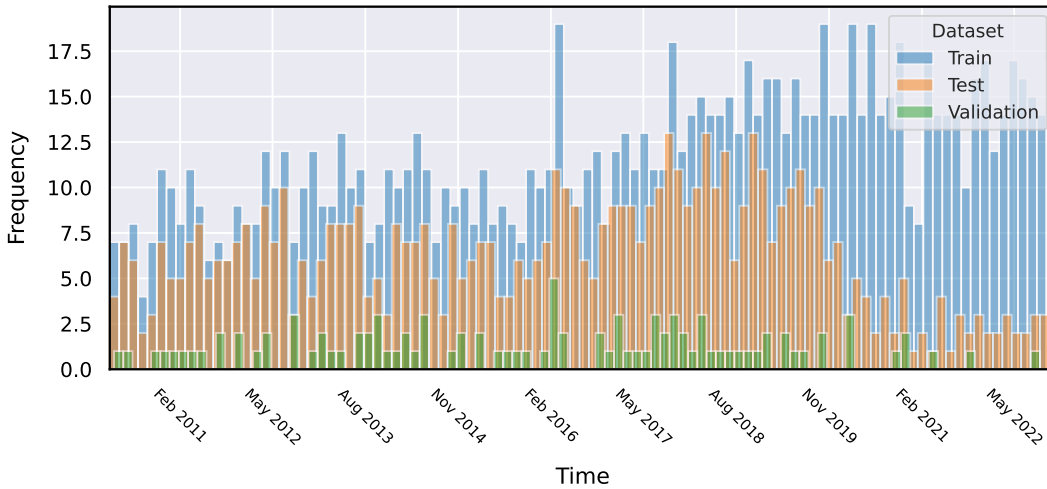


FIGURE 7 – The chronological order of the problems’ online appearance for the first time

To make sure we do not have train and (validation, test) overlap, at first we divide the set of problems into two sets. In one set we keep all the problems for which we do not have a complete set of unit

tests. In another set, we keep the problems where we have a complete set of unit tests that ensures the correctness of the solution of the problem. We use the first set for training and the latter set for validation and test data. Figure 7 shows the chronological distribution of our training, validation, and test data. After selecting validation and test problem sets, we have thousands of solutions for each of the problems. But these problems are not divided into validation and test splits. As a heuristic, we can consider the tag distribution as the domain of the problem. To ensure that we have proper domain coverage we employ Algorithm 1. Algorithm 1 ensures that validation and test sets contain the same tag sets as the training set. In addition to that, it also selects the best possible splitting point based on the geometric mean. However algorithm 1 provides only a splitting point for hundreds of thousands of validation and test data points. To reduce the redundant data based on different levels of conditions, we formulate the problem of selecting data points to a linear programming problem (more on this in Section 2.1).

Algorithm 1 Validation and Test Split Creation

Input: A held-out dataset \mathcal{D}_{ho} , a fraction value γ where $0 \leq \gamma \leq 1$, an integer N indicating number of seeds.
Output: \mathcal{D}_{valid} , \mathcal{D}_{test} splits
Initialize: $count = 0$, $bestScore = \gamma + 1$
while $count < N$ **do**
 $seed = getSeed()$
 Shuffle \mathcal{D}_{ho}
 $\mathcal{D}_{valid} = \mathcal{D}_{ho}[0 : |\mathcal{D}_{ho}| \times \gamma]$
 $\mathcal{T}_{valid} = \text{set of tags in } \mathcal{D}_{valid}$
 $\mathcal{D}_{test} = \mathcal{D}_{ho}[|\mathcal{D}_{ho}| \times \gamma : |\mathcal{D}_{ho}|]$
 $\mathcal{T}_{test} = \text{set of tags in } \mathcal{D}_{test}$
 if $\mathcal{T}_{valid} \neq \mathcal{T}_{test}$ **then**
 continue
 end if
 for all T in \mathcal{T}_{valid} **do**
 $\gamma_T = \frac{\text{\#samples in } \mathcal{D}_{valid} \text{ with tag } T}{\text{\#samples in } \mathcal{D}_{test} \text{ with tag } T}$
 end for
 $\mu = geoMean(\{\gamma_T\}_{T \in \mathcal{T}_{valid}})$
 if $|\gamma - bestScore| > |\gamma - \mu|$ **then**
 $bestScore = \mu$
 save current split $\{\mathcal{D}_{valid}, \mathcal{D}_{test}\}$
 $count = count + 1$
 end if
end while

C Hyper parameter tuning for circulation problem

Let M be the number of samples we want to select for any set of submissions. We call any (m_p, m_t, x_p, x_t) a valid tuple if the flow network has a feasible flow for the circulation problem defined in eq. in 2.1. Let $d = \lfloor (\sum_{i=1}^N f(s, P_i) - M)^2 / \Delta \rfloor$, representing the squared difference between samples we want and the samples selected for the flow and Δ reduces the resolution in which we look for differences. Here d defines a boundary from M where we allow choosing an expected solution with m_p, m_t, x_p , and x_t . Finally, the lexicographical ordering $(-d, m_t, -x_t, -x_p, m_p)$ is used to find the largest element in the collection of valid tuples which always exist if we limit our search space to a finite set. The largest element in this ordering depicts the nearest (close to M) selection of samples that maximizes the minimum number of samples per tag m_t . When there are many solutions with the same $(-d, m_t)$, we prioritize reducing the maximum number of samples per tag, x_t . Similarly, we prioritize x_p and m_p as defined in the lexicographical ordering.

C.1 Search Techniques

1. It was manually checked that $(m_p, m_t, x_p, x_t) = (1, 1, 1000, 1000)$ is a valid tuple for any set of submissions that were processed and $\Delta = 1000$ was chosen.

2. In Tag classification task (Section D.1) and Code compilation task (Section D.2), M is 2000, 10000 for any language for validation, test split respectively. For Code translation (Section D.4) M was 400, 2000 for the same.
3. Search largest tuple $(-d_1, m_{t_1}, -x_{t_1}, -x_{p_1}, m_{p_1})$ where $m_{t_1} \in \{1, 6, 11, \dots, 496\}$, $m_{p_1} \in \{1, 2, 3, \dots, 19\}$ and $x_{p_1} = x_{t_1} = 1000$. Since $(m_p, m_t, x_p, x_t) = (1, 1, 1000, 1000)$ is a valid solution, hence the set of valid tuples is nonempty. Let f_1 be the flow for the flow network defined for $m_{t_1}, -x_{t_1}, -x_{p_1}, m_{p_1}$. Let $f_{P_1} = \max_{1 \leq i \leq N} f_1(s, P_i)$, $f_{T_1} = \max_{1 \leq k \leq K} f_1(T_k, t)$ be the maximum flow through edges from s to P_i , and same through edges from T_k to t .
4. Now again search the largest tuple $(-d_2, m_{t_2}, -x_{t_2}, -x_{p_2}, m_{p_2})$ where $m_{t_2} \in \{m_{t_1}, m_{t_1} + 1, \dots, m_{t_1} + 49\}$, $x_{t_2} \in \{f_{T_1} - 100, f_{T_1} - 80, \dots, f_{T_1}\}$, $x_{p_2} \in \{f_{P_1} - 5, f_{P_1} - 4, \dots, f_{P_1}\}$, $m_{p_2} \in \{m_{p_1}, m_{p_1} + 1\}$. Since $m_{t_1}, f_{T_1}, m_{p_1}, f_{P_1}$ is included a solution is found in this step too. Define f_{P_2}, f_{T_2} similar to previous step.
5. Finally search the largest tuple $(-d_3, m_{t_3}, -x_{t_3}, -x_{p_3}, m_{p_3})$ where $m_{t_3} = m_{t_2}, x_{t_3} \in \{f_{T_2} - 100, f_{T_2} - 99, \dots, f_{T_2}\}$, $x_{p_3} = x_{p_2}, m_{p_3} = m_{p_2}$.

While it is not an exhaustive search, we prioritize minimizing $x_t - m_t$ over $x_p - m_p$.

C.2 Results

We compared the performance of data selection using circulation problem technique with randomly selecting equal number of samples for validation and test sets of all languages and measured the skew $|\tilde{\mu}_3|$, and standard deviation σ of the distribution of tags in the selected data. Here lower value of $|\tilde{\mu}_3|$ means more symmetric distribution. On the other hand, a lower value of σ represents that the number of samples in each tag are closer to the mean.

D Extended Description of Tasks

D.1 Tag Classification

We formulate the task as a multi-label classification problem in two settings: Code-to-Tag (Code2Tag) and Problem Description-and-Code to Tag (DesCode2Tag). In Code2Tag, given a code C in any language, the task is to predict the corresponding tag set \mathbb{T} . In DesCode2Tag, the natural language problem description is also given as input in addition to the code. The performance difference between *Code2Tag* and *DesCode2Tag* settings can suggest the if the problem description can help models to identify the problem tags (i.e., the type of solution needed).

For these tasks, the split for validation and test is done with a ratio of 1 : 5 (i.e., $\gamma = 0.2$) using Algorithm 1. To get the final $\mathcal{D}_{\text{valid}}$ and $\mathcal{D}_{\text{test}}$ with a feasible number of samples, we use flow network-based data selection approach with the details of hyper-parameter settings presented in Section 2.1.

The distribution of the samples according to the tags is presented in Fig 8.

We further propose a language-specific tag classification task, in which each programming language has its own *Code2Tag* and *DesCode2Tag* settings.

D.2 Code Compilation

Given a code C in a language L and its compiler or interpreter version B , the *code compilation* task is to decide whether the code compiles or not. The validation and test splits are created using a modified version of Algorithm 1 that balances the partition based on the compilation outcome of the code instead of the tags of the problem that the code belongs to. We use a ratio γ of 1 : 5. Then a simplified version of the circulation problem is used to prevent too many codes coming from a single problem, and also to ensure a balanced output distribution. The details of hyper-parameter settings of the circulation problem technique are presented in Section 2.1. In the flow network construction, tags $\{T_k\} = \{true, false\}$ as *true* if the code compiles or not. Furthermore true and false examples are present in equal numbers in both validation and test dataset. We propose three generative tasks which require a global understanding of programming languages. For the evaluation of generative tasks, we follow execution-based evaluation instead of lexical similarity. All the generative tasks are evaluated

TABLE 7 – Comparison of skew and standard deviation of tags using circulation problem technique and random data selection (lower value is better).

Language	Skew, $\tilde{\mu}_3$				Std. deviation, σ			
	Validation		Test		Validation		Test	
	Random	Circ.	Random	Circ.	Random	Circ.	Random	Circ.
Tag Classification								
C	2.778	2.499	2.848	2.440	249.161	213.849	880.881	772.549
C++	2.405	1.873	2.315	1.655	233.530	157.889	1154.538	751.023
Python	2.731	2.365	2.689	2.173	265.193	240.248	1125.133	992.904
Java	2.652	1.990	2.545	2.050	258.587	207.881	1175.790	972.703
C#	3.066	2.598	2.971	2.506	314.219	291.813	846.426	760.069
Code Translation								
C	2.744	2.455	2.941	2.332	117.298	99.261	267.214	215.881
C++	2.424	2.112	2.287	1.565	131.632	120.979	243.100	150.498
Python	2.533	2.379	2.635	2.294	123.710	110.076	271.219	237.179
Java	2.558	2.208	2.605	1.827	134.314	114.840	259.510	193.211
C#	3.147	2.532	2.943	2.395	103.838	96.747	250.049	220.615
PHP	2.506	2.744	2.520	2.730	59.321	59.877	270.582	278.530
Rust	2.520	2.393	2.534	2.311	59.269	60.253	269.352	264.507
Go	2.807	2.359	2.676	2.424	72.415	66.666	266.565	254.986
Javascript	2.611	2.611	2.473	2.473	64.090	64.090	246.483	246.483
Ruby	2.875	2.686	2.968	2.762	74.153	70.760	280.000	271.539
Kotlin	2.865	2.576	3.108	2.534	59.765	56.114	266.430	257.155

TABLE 8 – Size of the datasets for each task and the evaluation metrics. For *Program Synthesis* train data `{problem description, solution}` comes from **7514** problems of 11-17 languages where the input for validation and test data is only natural language text (problem description) independent of programming languages. For all other tasks, validation and test samples are reported for a total number of languages.

Task Type	Task	Lang	Train	Validation	Test	Metric
Classification	Tag Classification	11	5,494,008	18,696	74,733	macro-f1
	Code Compilation	11	19,915,150	6,394	30,388	accuracy
Generative	Program Synthesis	11	5,538,841	106	952	pass@k
	Code Translation	11	5,538,841	7,034	20,356	pass@k
	Automatic Program Repair	11	4,672,070	5,068	17,699	pass@k
Retrieval	Code-Code Retrieval	17	45,270	2,335	9,508	Acc@k
	NL-Code Retrieval	17	55,924	2,780	11,157	

using `ExecEval` execution engine. We provide complete unit tests for all problems in the validation and test dataset which also satisfy the conditions of the input-output description of the problem.

D.3 Program Synthesis

Given a problem described in natural language, program synthesis task is to write a program that solves the problem. We can express each sample in the dataset as a tuple (C, P, l, L) , where C denotes a solution code written in a programming language L for the problem P , and l denotes the

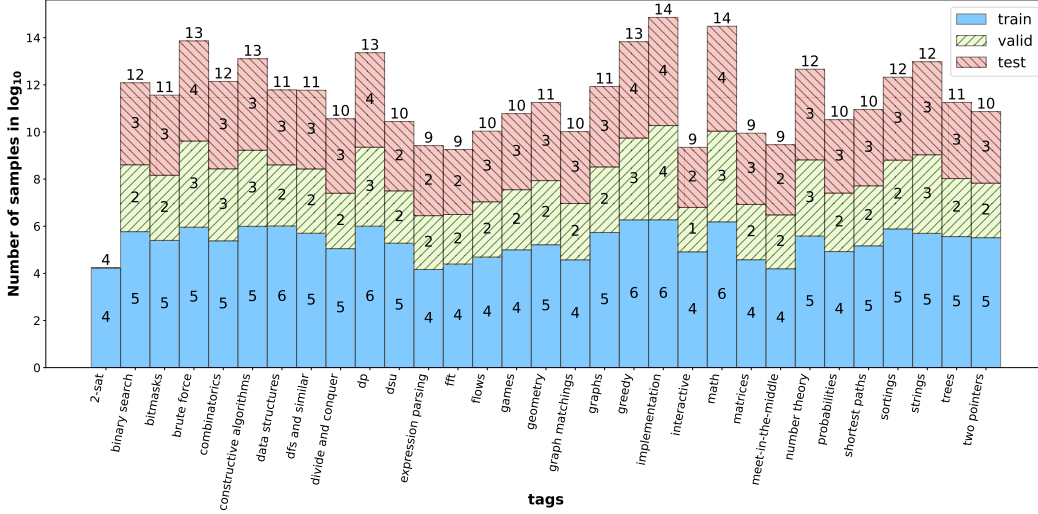


FIGURE 8 – Tag distribution in xCODEEVAL. In xCODEEVAL, often multiple tags are assigned to the same problem as there are usually many different ways to solve a problem or it may require a combination of different approaches.

compiler/interpreter version of the code. All code samples in our dataset are unique and marked as a correct solution (PASSED outcome) to the problem. The validation and test splits are created from the heldout problems using Algorithm 1 with a ratio (γ) of 1 : 9. The generated code is judged based on executions on the unit tests.

D.4 Code Translation

Each sample in the code translation data can be expressed as a tuple (\mathcal{C}, P, l, L) , where \mathcal{C} denotes a set of solution codes in a programming language L for the problem P , and l denotes the compiler/interpreter version of the code. All codes in set \mathcal{C} are unique and guaranteed to be marked as a correct (PASSED outcome) solution to the problem by the compiler/interpreter.

The validation and test splits are created from the held-out problems using Algorithm 1 with a ratio (γ) of 1 : 5, and employ the data selection method with flow network (Sec. 2.1) to have a practical evaluation setup while ensuring a balanced distribution over problems and tags. Figure 9 shows the distribution of the machine translation tasks. Since code translation considers all possible directions of translation between languages, in addition, to train, validation, and test split, we also provide a small validation split.

D.5 Automatic Program Repair (APR)

We consider APR as a task to synthesize a fix for a detected program bug. We create a bug-fix pair by matching a buggy code (1-5 execution outcome in Sec. 2.2) with a PASSED solution. Given a bug-specific defect, the objective of this task is to generate a correct fix that passes all the unit tests.

Let $\mathbb{C} = \{C_1, \dots, C_m\}$ be the set of programs submitted by a participant in a chronological order in order to solve a specific problem P . Some of these submissions can be ‘buggy’, while some can be PASSED. We create the ‘bug-fix’ pairs from \mathbb{C} as follows.

1. We iterate over \mathbb{C} and mark the PASSED ones as ‘fixed’. Let C_j^* is one such case.
2. For each buggy submission that was made before C_j^* , we measure its lexical similarity with C_j^* and select the one (say C_k where $k < j$) with the highest similarity score to pair it with C_j^* and form a bug-fix pair (C_k, C_j^*) . We use `diffliib`⁷ to measure the similarity.
3. With each bug-fix pair (C_k, C_j^*) , we also include the corresponding problem description P and execution outcome V_k (Section 2.2) of C_k .

7. <https://docs.python.org/3/library/difflib.html>

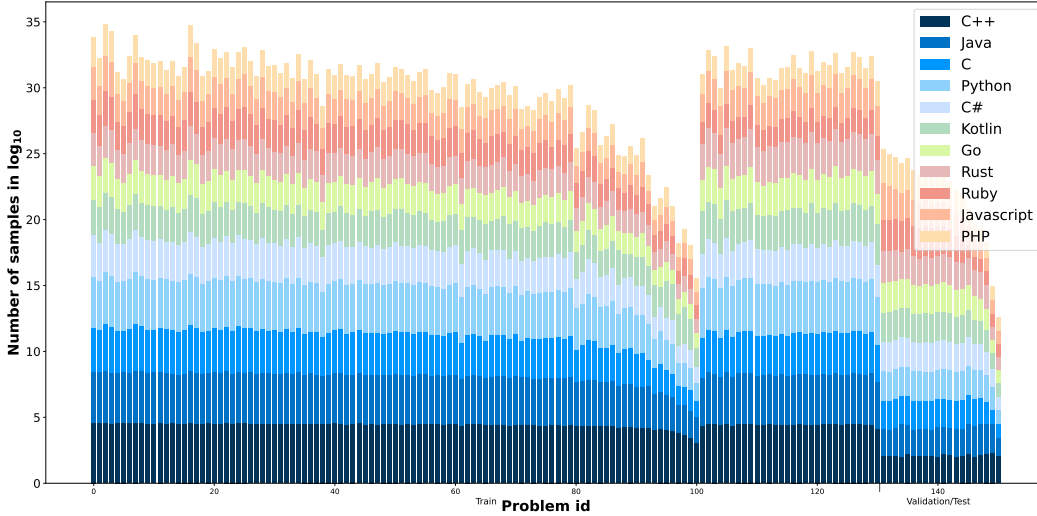


FIGURE 9 – Distribution of samples across all problems in the train, validation, test splits for all languages in the machine translation task.

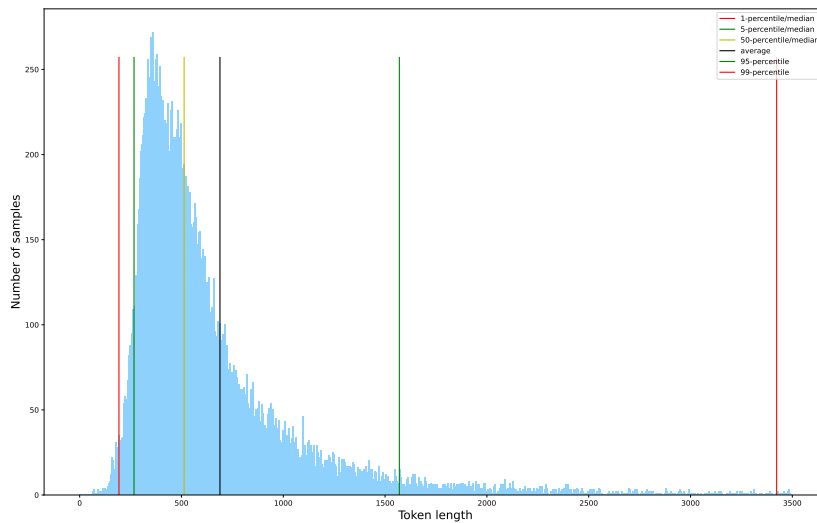


FIGURE 10 – Distribution of sequence length of tokenized (bigscience/bloom) samples in the validation and test splits for all languages in the APR task (Section D.5). Each sample contains a buggy code with it’s problem description.

4. The tuple (C_k, C_j^*, P, V_k) represents a sample in our APR task.

We repeat this process for each participant and problem to create the final APR dataset. As reported in Table 8, it comprises more than 5M practical bug-fix pairs and supports 11 programming languages. For data selection in APR, we considered execution outcome (section 2.2) as *tags* in the network flow construction (section 2.1).

Due to the large input specification of the APR task, sometimes the input sequence length becomes too large. However, we have not compromised the benchmarks by selecting only small sequence length samples but rather keep them as challenging tasks for the language models. Figure 10 shows the length distribution of validation and test input sequence.

D.6 Code Retrieval

Code retrieval tasks typically aim to measure the mere semantic relatedness between a natural language (NL) query and a programming language (PL) code. However, a code that is relevant, can still be buggy and thus be misleading (see an example in Figure 11). In view of this, we propose two new and more challenging retrieval tasks in our benchmark, which require a deeper understanding of the NL query and code. In particular, we propose NL-Code and Code-Code retrieval tasks that involve identifying a *correct code* from a large pool of candidates containing similar codes. In both tasks, for each programming language, we aggregate all the submitted codes and their test cases to create a retrieval corpus and a testbed for evaluating their correctness against test cases. Figure 9 gives a detailed statistics of our retrieval tasks. The datasets for the subtasks and the evaluation schema are discussed below.

TABLE 9 – Retrieval subtasks statistics. |Size| denotes the number of instances. For each train/dev instance, we provide multiple positive and negative examples, and |Pos| and |Neg| refer to the total number of positive and negative annotations.

Lang	Subtask	Train			Dev			Test Size	Retrieval Corpus Size
		Size	Pos	Neg	Size	Pos	Neg		
C	NL-Code	5,196	149,000	146,852	209	11,282	11,293	853	787,516
	Code-Code	4,391	122,758	145,849	193	9,162	11,282	798	
C#	NL-Code	4,878	75,386	55,579	207	6,574	4,757	828	251,147
	Code-Code	4,397	69,016	54,886	194	5,854	4,742	785	
C++	NL-Code	6,181	612,647	608,088	269	25,752	25,516	1,098	18,212,508
	Code-Code	6,181	554,465	608,088	269	23,503	25,516	1,098	
D	NL-Code	3,359	7,624	3,655	133	351	142	521	15,984
	Code-Code	1,968	4,265	2,722	80	218	119	293	
Go	NL-Code	3,764	25,656	18,957	165	1,466	750	662	68,237
	Code-Code	3,090	21,787	18,079	148	1,242	727	563	
Haskell	NL-Code	3,173	15,138	7,084	173	2,172	936	687	44,682
	Code-Code	2,305	11,863	6,373	160	1,871	922	596	
Java	NL-Code	5,930	393,891	375,416	250	17,623	16,008	1,021	2,523,044
	Code-Code	5,792	320,738	375,176	245	14,022	15,981	991	
Javascript	NL-Code	2,609	15,605	13,706	134	1,322	1,345	534	56,917
	Code-Code	1,986	12,821	12,678	116	1,144	1,306	436	
Kotlin	NL-Code	4,017	46,487	25,600	158	1,859	1,036	654	121,569
	Code-Code	3,237	39,813	24,948	127	1,600	1,009	518	
Ocaml	NL-Code	1,424	2,327	1,382	97	219	114	381	7,012
	Code-Code	485	903	746	50	122	82	170	
PHP	NL-Code	1,965	6,301	8,870	136	896	834	547	29,179
	Code-Code	1,180	4,303	6,689	99	723	745	389	
Pascal	NL-Code	4,432	113,222	105,127	216	10,113	8,568	853	494,473
	Code-Code	3,949	97,179	104,320	208	8,496	8,564	816	
Perl	NL-Code	1,276	3,903	1,957	102	559	338	412	11,035
	Code-Code	678	2,627	1,531	64	457	305	309	
Python	NL-Code	4,930	317,013	284,975	213	17,131	15,194	859	2,290,854
	Code-Code	4,736	266,459	284,657	210	14,144	15,192	837	
Ruby	NL-Code	2,349	15,230	7,278	157	2,371	866	649	44,934
	Code-Code	1,742	12,714	6,683	145	2,113	854	569	
Rust	NL-Code	3,860	30,673	14,923	137	742	303	551	59,829
	Code-Code	3,062	26,779	14,290	104	605	288	428	
Scala	NL-Code	2,555	7,858	5,210	144	867	459	591	24,780
	Code-Code	1,527	5,268	4,078	123	723	442	448	

NL-Code Retrieval This task involves matching an NL problem description to the most relevant and correct code from a pool of candidates. An example of an NL description and its corresponding

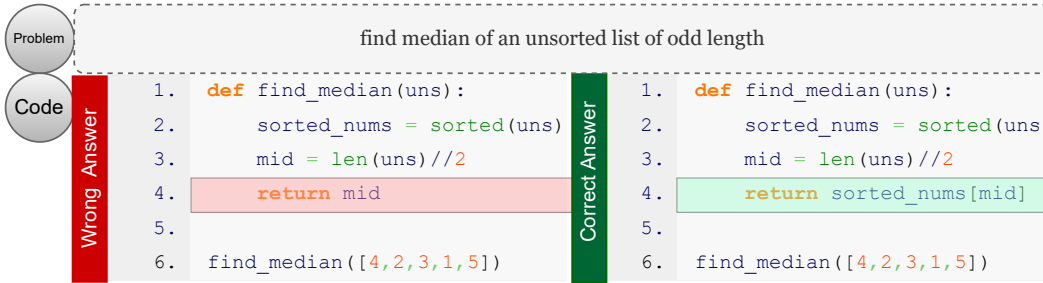


FIGURE 11 – A code retrieval example. The candidate code on the left has a bug highlighted in red and that on the right has a fix highlighted in green. Both our proposed NL-Code and Code-Code retrieval tasks ensure differentiating between them and pose a more challenging task that aims to comprehend both semantic and logical relatedness.

codes are shown in Figure 1. To gather data for this task, we only use instances where the NL description is valid and there is at least one correct solution code (i.e., with execution outcome PASSED). For an NL problem description, we consider all the correct solutions as positive examples and all the wrong (or buggy) solutions as negative examples.

Code-Code Retrieval Given an input code (as a query), this task involves finding similar and logically equivalent code (i.e., passes the same set of test cases) from a collection of candidates. We ensure that the query code solves a specific problem (i.e., a correct solution without any detected bugs) and evaluate whether the retrieved candidate also solves the same problem or not. To collect data for this task, we only consider the programming problems which have at least *two* correct code solutions that pass all the corresponding test cases (i.e., with execution outcome PASSED).

From each of these problems, we randomly choose one correct solution as a (PL code) query and pair it with the other correct solutions as positive examples and the corresponding wrong solutions (i.e., with execution outcome WRONG ANSWER) as negative examples.

Retrieval Corpus Metadata and Evaluation Protocol We preserve the problem specifications and execution outcomes (e.g., PASSED, WRONG ANSWER) for each candidate code in our retrieval database. For both the NL-code and code-code retrieval tasks, we use this information to determine the correctness of a retrieved code, checking if that solves the same programming problem as the input query by passing all its unit tests or not.

Evaluation Metrics We evaluate the retrieval performance in terms of *retrieval accuracy@k*: computed as the proportion of queries for which a correct code retrieved within top-*k*.

Our retrieval benchmark has 17 programming languages and our training dataset is the largest that provides annotations of similar codes that are found logically equivalent or correct based on the passing of test cases. For evaluation purposes (i.e., for test sets), we release the input problem description (in NL-Code) or the input code (in Code-Code) only and keep all other metadata confidential. Covered programming languages and their data statistics in both tasks are summarized in Table 9.

Retrieval Evaluation Figure 12 reports one retrieval task (*code-code*) performance. As anticipated, the *retrieval* capability for the same language pair (a.k.a., monolingual retrieval) of our baseline model performances are relatively stronger and we observe performance degradation when performing cross-lingual retrieval between different languages. However, surprisingly, mono-lingual retrieval accuracies for popular languages like *C*, *C++*, *C#*, *Python*, and *Java* are lower than others such as *Go*, *Haskell*, *Javascript*, *Kotlin*, *Ruby*, *Scala* etc., possibly due to their large retrieval corpus size and presence of more hard negative candidates (very similar to the correct code). Furthermore it is suspected that the lack of enough resource on *D* programming language in both *The Stack* (Kocetkov et al., 2022) and *xCODEEVAL* is the primary reason for its poor scores.

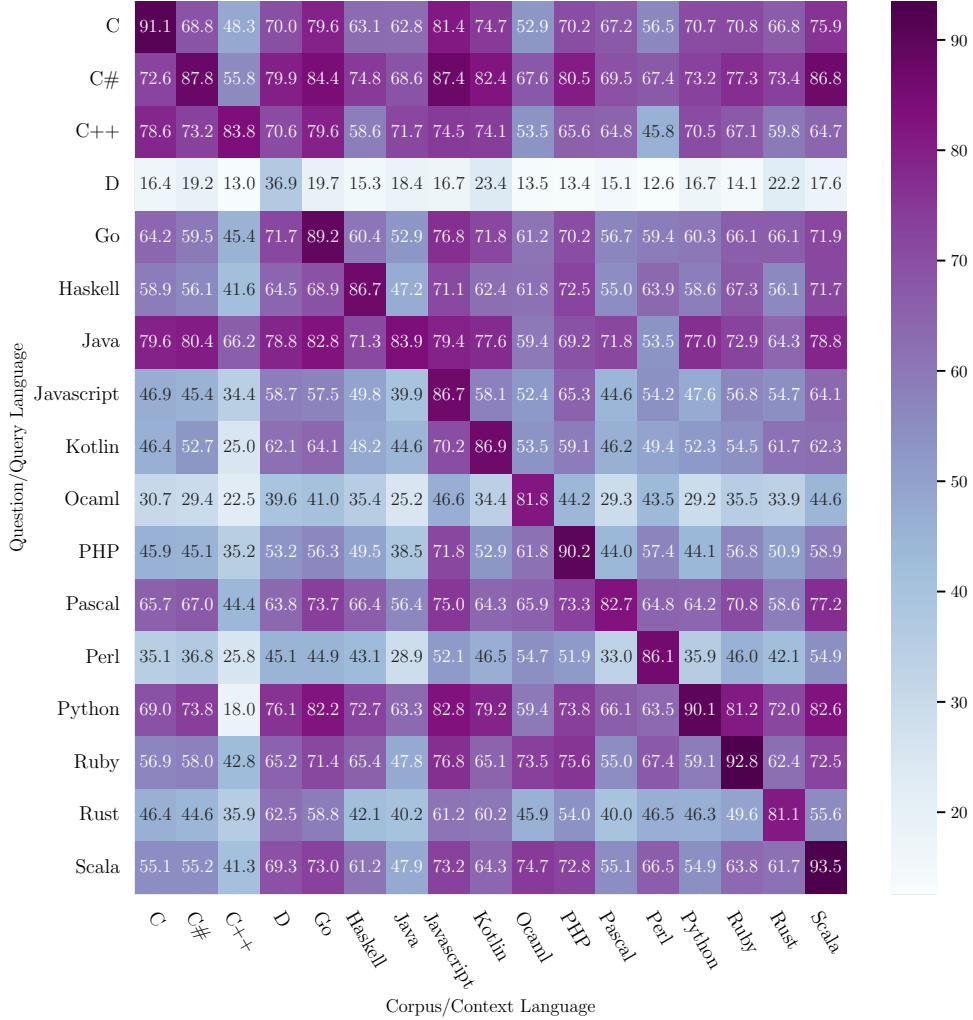


FIGURE 12 – 17×17 matrix of top-100 accuracy scores of *StarEncoder* finetuned on retrieval *Code-Code* dataset. Here a cell (x, y) denotes the top-100 accuracy score for code queries from language x and the retrieval corpus of language y . The average mono lingual retrieval accuracy is 84.19, and average cross lingual score is 56.93.

E Evaluation Metrics

Tag Classification : Since it is a multi-class multi-label classification problem, we use *f1* score with macro averaging over the classes (in this case the tags) to measure the performance as macro averaging is class population size independent. This is done by first calculating the *f1* score for each class (tag) $T \in \mathcal{T}$ (the set of all tags) with the following formula Taha and Hanbury (2015)

$$f1_T = \frac{2 * Precision_T * Recall_T}{Precision_T + Recall_T} = \frac{2 * TP_T}{2 * TP_T + FP_T + FN_T}$$

And then the macro average is calculated as the mean of $f1_T$ for all $T \in \mathcal{T}$ Opitz and Burst (2019).

$$f1_{\text{macro}} = \frac{1}{|\mathcal{T}|} \sum_{T \in \mathcal{T}} f1_T.$$

Code Compilation : Since it is a binary classification problem, we use *accuracy* which is defined as the proportion of correct prediction among all predictions Metz (1978). That is

$$Accuracy = \frac{TP + TN}{TP + TN + FP + FN}.$$

Generative Tasks : The generative tasks in XCODEEVAL(i.e. *Automatic Program Repair, Code Translation, Program Synthesis*) are all evaluated using $\text{pass}@k$ used in Chen et al. (2021).

Code Retrieval : The *Code-Code*, and *NL-Code* retrieval tasks in XCODEEVALis evaluated using $\text{top-}k$ accuracy (Thakur et al., 2021).

F Implementation Details

Classification tasks : OpenAI chat completion API with gpt-3.5-turbo-0301 model was used at temperature 0.325 and $n = 1$. List prompts for *Code2Tag*, *DescCode2Tag*, *Code Compilation* as figure or inline styling, with example api response. Then evaluate each through corresponding metric as mentioned in *Appendix E*.

Generative tasks : OpenAI chat completion API with gpt-3.5-turbo-0301 model was used at temperature $\text{np.linspace}(0, 2, 20)$ and $n = 1$ for *Program Synthesis*. Then upon identifying best temperature at 0.325, another batch of codes were generated at temperature 0.325 and $n = 20$. For *APR, Code Translation* temperature of 0.325 and $n = 10$ was used. Then evaluated using $\text{pass}@k$.

Retrieval tasks : We finetuned a DPR⁸ model with stencoder for both query and corpus encoder. Both *NL-Code*, and *Code-Code* were trained with maximum sequence length of 1024, and effective batch size 48 for 37 epochs. The model is trained with a multilingual manner. For *Code-Code* we used XCODEEVAL as it is, and for *NL-Code* we made the following template: ‘Description: {{description}} Input specification: {{input_spec}} Output specification: {{output_spec}}’ for the query string.

G ExecEval Details

TABLE 10 – Supported languages and their compiler/interpreter versions of our dataset in ExecEval.

Language	Versions
Ruby	Ruby 3, Ruby
Javascript	Node.js, JavaScript
Go	Go 1.19
C++	GNU C++17, GNU C++17 (64), GNU C++20 (64), GNU C++11, Clang++17 Diagnostics, GNU C++, GNU C++14, GNU C++17 Diagnostics, Clang++20 Diagnostics, MS C++, GNU C++0x, MS C++ 2017
C	GNU C11, GNU C
Java	Java 6, Java 7, Java 17, Java 11, Java 8
Python	PyPy 3, PyPy 3-64, Python 3 + libs, Python 2, PyPy 2, Python 3
C#	MS C#, C# 8, Mono C#, .NET Core C#, C# 10
PHP	PHP 8.1
Rust	Rust, Rust 2021
Kotlin	Kotlin, Kotlin 1.4, Kotlin 1.5, Kotlin 1.7, Kotlin 1.6

8. <https://github.com/facebookresearch/DPR>

H Definition of Data Attributes

All the raw data can be downloaded from the huggingface⁹. For each of the tasks we We have two data files that are required for multiple tasks.

1. `problem_descriptions.jsonl`
2. `unittest_db.json`

You can find these two files in the root directory of the main branch of huggingface dataset repository. To avoid data redundancy we didn't include these data with the relevant tasks, rather we add a unique id `src_uid` to retrieve these data. We include a data loader using `datasets`¹⁰ package that defines the tasks.

We provide the definition for each of the data attribute of XCODEEVAL in the following sections.

H.1 Problem Description (`problem_description`)

The problem descriptions are in the `problem_descriptions.jsonl` file. This data source is linked to the proposed tasks by matching the `src_uid` column for each sample in the relevant tasks. The columns copied from the `problem_descriptions.jsonl` file are prefixed with `prob_desc_`.

1. `description`: Problem description in textual format, math operations are written in latex.
2. `input_from`: How the program should take the unit test.
3. `output_to`: Where the program should output the result of the unit test.
4. `time_limit`: Time limit to solve the problem.
5. `memory_limit`: Memory limit to solve the problem.
6. `input_spec`: How and in what order the input will be given to the program? It also includes the date range, types, and sizes.
7. `output_spec`: How the outputs should be printed. Most of the time the unit test results are matched with an *exact string match* or *floating point comparison* with a precision boundary.
8. `sample_inputs`: A sample input for the code that is expected to solve the problem described in `description`.
9. `sample_outputs`: The expected output for the `sample_input` that is expected to solve the problem described in `description`.
10. `notes`: Explanation of `sample_inputs` & `sample_outputs`.
11. `tags`: The problem categories.
12. `src_uid`: The unique id of the problem. This ID is referred to in the task data samples instead of putting all this information.
13. `difficulty`: How difficult is it to solve the problem for a human (annotated by an expert human).
14. `created_at`: The Unix timestamp when the problem was released. Use `datetime lib` in Python to parse it to a human-readable format.

H.2 Unit Tests (`hidden_unit_tests`)

The unit tests needed for execution based evaluation are in the `unittest_db.json` file. This data source is linked to the proposed tasks by matching the `src_uid` column for each sample in the relevant tasks. The columns copied from the `unittest_db.json` file are under the attribute `hidden_unit_test`.

1. `unittest_db.json` dict keys i.e., `db884d679d9cfb1dc4bc511f83beedda` are the `src_uid` from `problem_descriptions.jsonl`.
2. `input`: Input of the unit test.
3. `output`: List of expected outputs for the unit test.

9. <https://huggingface.co/datasets/NTU-NLP-sg/xCodeEval>

10. <https://github.com/huggingface/datasets>

H.3 Tag Classification (`tag_classification`)

Given a `source_code` the objective is to classify the code into multi-label tags (label:tags).

1. `lang`: Runtime/compiler version of the `source_code`.
2. `source_code`: A program.
3. `tags`: List of potential algorithmic techniques required to write the program.
4. `lang_cluster`: A generic programming language name the value of `lang` belongs to.
5. `code_uid`: A unique ID for the sample. It is not important for model training. If you find any issue with the sample, you can report it to us mentioning the `code_uid`.
6. `src_uid`: A specific identifier that shows which problem the code is associated with. This identifier is **important** for the training of the model. The problem referred to by the `src_uid` provides a natural description of the problem that the code successfully solved. Refer to Structure of `problem_descriptions.jsonl`.
7. `difficulty`: Difficulty rating of the problem indicated by `src_uid`. The higher the harder.

H.4 Code Compilation (`code_compilation`)

Given a `source_code` the objective is to classify if the code compiles or not (label:compilation_error).

1. `lang`: Runtime/Compiler version of the `source_code`.
2. `source_code`: A program.
3. `lang_cluster`: A generic programming language name the value of `lang` belongs to.
4. `compilation_error`: True/False, Indicates if the code generates a compilation error or not.
5. `code_uid`: A unique ID for the sample. It is not important for model training. If you find any issue with the sample, you can report it to us mentioning the `code_uid`.
6. `src_uid`: A specific identifier that shows which problem the code is associated with. This identifier is **important** for the training of the model. The problem referred to by the `src_uid` provides a natural description of the problem that the code successfully solved. Refer to Structure of `problem_descriptions.jsonl`.
7. `difficulty`: Difficulty rating of the problem indicated by `src_uid`. The higher the harder.
8. `file_name`: Name of the source jsonl file from where data is loaded.

H.5 Automatic Program Repair (`apr`)

Given a `bug_source_code` the objective is to generate a fixed version of the code that passes all the unit test. Use `fix_source_code` for training.

1. `similarity_score`: A similarity score between `bug_source_code` and `fix_source_code` given by `difflib`.
2. `equal_cnt`: A metric comparing `bug_source_code` and `fix_source_code`. Recommended by `difflib`.
3. `replace_cnt`: A metric comparing `bug_source_code` and `fix_source_code`. Recommended by `difflib`.
4. `delete_cnt`: A metric comparing `bug_source_code` and `fix_source_code`. Recommended by `difflib`.
5. `insert_cnt`: A metric comparing `bug_source_code` and `fix_source_code`. Recommended by `difflib`.
6. `fix_ops_cnt`: A metric comparing `bug_source_code` and `fix_source_code`. Recommended by `difflib`.
7. `bug_source_code`: Buggy code.
8. `fix_source_code`: A potential fix of the buggy code that passed all the unit tests.

9. `lang`: Runtime/Compiler version of the `source_code`.
10. `fix_code_uid`: A unique ID for the fix code. It is not important for model training. If you find any issue with the sample, you can report it to us mentioning the `fix_code_uid`.
11. `bug_code_uid`: A unique ID for the buggy code. It is not important for model training. If you find any issue with the sample, you can report it to us mentioning the `bug_code_uid`.
12. `src_uid`: A specific identifier that shows which problem the code is associated with. This identifier is **important** for the training of the model. The problem referred to by the `src_uid` provides a natural description of the problem that the code successfully solved. Refer to Structure of `problem_descriptions.jsonl`.
13. `apr_id`: A unique ID for the apr sample. It is not important for model training. If you find any issue with the sample, you can report it to us mentioning the `apr_id`.
14. `difficulty`: Difficulty rating of the problem indicated by `src_uid`. The higher the harder.
15. `tags`: List of potential algorithmic techniques required to write the program.
16. `bug_exec_outcome`: A pre-run execution outcome of `bug_source_code`. Follow Section 2.2 to know the potential list of outcomes. The `exec_outcome` flags in the training data comes from a pre-run environment. However, training data doesn't include unit-test to avoid potential hacks. We provide unit test for only dev and test data.
17. `fix_exec_outcome`: A pre-run execution outcome of `fix_source_code`. Follow Section 2.2 to know the potential list of outcomes. The `exec_outcome` flags in the training data comes from a pre-run environment. However, training data doesn't include unit-test to avoid potential hacks. We provide unit test for only dev and test data.
18. `potential_dominant_fix_op`: A potential fix op recommended by `difflib`.
19. `lang_cluster`: A generic programming language name the value of `lang` belongs to.
20. `prob_desc_description`: Problem description in textual format, math operations are written in latex.
21. `prob_desc_input_from`: How the program should take the unit test.
22. `prob_desc_output_to`: Where the program should output the result of the unit test.
23. `prob_desc_time_limit`: Time limit to solve the problem.
24. `prob_desc_memory_limit`: Memory limit to solve the problem.
25. `prob_desc_input_spec`: How and in what order the input will be given to the program? It also includes the date range, types, and sizes.
26. `prob_desc_output_spec`: How the outputs should be printed. Most of the time the unit test results are matched with an *exact string match* or *floating point comparison* with a precision boundary.
27. `prob_desc_sample_inputs`: A sample input for the code that is expected to solve the problem described in `description`.
28. `prob_desc_sample_outputs`: The expected output for the `sample_input` that is expected to solve the problem described in `description`.
29. `prob_desc_notes`: Explanation of `sample_inputs` & `sample_outputs`.
30. `prob_desc_created_at`: The Unix timestamp when the problem was released. Use `datetime` lib in Python to parse it to a human-readable format.
31. `file_name`: Name of the source jsonl file from where data is loaded.
32. `hidden_unit_tests`: a list of unit tests returned as string. use `json.loads(hidden_unit_tests)` to load the data.

H.6 Code Translation (`code_translation`)

Given a source code (`source_code`) in `lang_cluster`, generate a code in target programming language.

1. `lang`: Runtime/Compiler version of the `source_code`.
2. `source_code`: A program.
3. `code_uid`: A unique ID for the sample. It is not important for model training. If you find any issue with the sample, you can report it to us mentioning the `code_uid`.

4. `src_uid`: A specific identifier that shows which problem the code is associated with. This identifier is **important** for the training of the model. The problem referred to by the `src_uid` provides a natural description of the problem that the code successfully solved. Refer to Structure of `problem_descriptions.jsonl`
5. `difficulty`: Difficulty rating of the problem indicated by `src_uid`. The higher the harder.
6. `exec_outcome`: Execution outcome status. Follow Section 2.2 to know the potential list of outcomes. The `exec_outcome` flags in the training data comes from a pre-run environment. However, training data doesn't includes unit-test to avoid potential hacks. We provide unit test for only dev and test data.
7. `lang_cluster`: A generic programming language name the value of `lang` belongs to.
8. `prob_desc_description`: Problem description in textual format, math operations are written in latex.
9. `prob_desc_input_from`: How the program should take the unit test.
10. `prob_desc_output_to`: Where the program should output the result of the unit test.
11. `prob_desc_time_limit`: Time limit to solve the problem.
12. `prob_desc_memory_limit`: Memory limit to solve the problem.
13. `prob_desc_input_spec`: How and in what order the input will be given to the program? It also includes the date range, types, and sizes.
14. `prob_desc_output_spec`: How the outputs should be printed. Most of the time the unit test results are matched with an *exact string match* or *floating point comparison* with a precision boundary.
15. `prob_desc_sample_inputs`: A sample input for the code that is expected to solve the problem described in `description`.
16. `prob_desc_sample_outputs`: The expected output for the `sample_input` that is expected to solve the problem described in `description`.
17. `prob_desc_notes`: Explanation of `sample_inputs` & `sample_outputs`.
18. `prob_desc_created_at`: The Unix timestamp when the problem was released. Use `datetime` lib in Python to parse it to a human-readable format.
19. `file_name`: Name of the source jsonl file from where data is loaded.
20. `hidden_unit_tests`: a list of unit tests returned as string. use `json.loads(hidden_unit_tests)` to load the data.

H.7 Program Synthesis (`program_synthesis`)

Given a `src_uid` read problem description from `problem_descriptions.jsonl` and generate a solution for problem description.

1. `lang`: Runtime/Compiler version of the `source_code`.
2. `source_code`: A program.
3. `code_uid`: A unique ID for the sample. It is not important for model training. If you find any issue with the sample, you can report it to us mentioning the `code_uid`.
4. `src_uid`: A specific identifier that shows which problem the code is associated with. This identifier is **important** for the training of the model. The problem referred to by the `src_uid` provides a natural description of the problem that the code successfully solved. Refer to Structure of `problem_descriptions.jsonl`.
5. `difficulty`: Difficulty rating of the problem indicated by `src_uid`. The higher the harder.
6. `exec_outcome`: Execution outcome status. Follow Section 2.2 to know the potential list of outcomes. The `exec_outcome` flags in the training data comes from a pre-run environment. However, training data doesn't includes unit-test to avoid potential hacks. We provide unit test for only dev and test data.
7. `lang_cluster`: A generic programming language name the value of `lang` belongs to.
8. `prob_desc_description`: Problem description in textual format, math operations are written in latex.
9. `prob_desc_input_from`: How the program should take the unit test.

10. `prob_desc_output_to`: Where the program should output the result of the unit test.
11. `prob_desc_time_limit`: Time limit to solve the problem.
12. `prob_desc_memory_limit`: Memory limit to solve the problem.
13. `prob_desc_input_spec`: How and in what order the input will be given to the program? It also includes the date range, types, and sizes.
14. `prob_desc_output_spec`: How the outputs should be printed. Most of the time the unit test results are matched with an *exact string match* or *floating point comparison* with a precision boundary.
15. `prob_desc_sample_inputs`: A sample input for the code that is expected to solve the problem described in description.
16. `prob_desc_sample_outputs`: The expected output for the `sample_input` that is expected to solve the problem described in description.
17. `prob_desc_notes`: Explanation of `sample_inputs` & `sample_outputs`.
18. `prob_desc_created_at`: The Unix timestamp when the problem was released. Use `datetime` lib in Python to parse it to a human-readable format.
19. `file_name`: Name of the source jsonl file from where data is loaded.
20. `hidden_unit_tests`: a list of unit tests returned as string. use `json.loads(hidden_unit_tests)` to load the data.

H.8 Retrieval Corpus (`retrieval_corpus`)

Use the `retrieval_corpus` to perform query for `retrieval_nl_code` (appendix H.9) and `retrieval_code_code` (appendix H.10).

1. `idx`: An integer index to identify the code. It is unique within codes of each language.
2. `source_code`: A program.
3. `file_name`: Name of the source jsonl file from where data is loaded.

H.9 Retrieval NL-Code (`retrieval_nl_code`)

Given a NL (problem description) retrieve similar source code from `retrieval_corpus` (appendix H.8).

1. `nl`: Problem description in textual format, math operations are written in latex. Given as input query.
2. `positive_code`: list of positive codes for `nl`.
3. `negative_code`: list of negative codes for `nl`.
4. `src_uid`: A specific identifier that shows which problem the code is associated with. This identifier is **important** for the training of the model. The problem referred to by the `src_uid` provides a natural description of the problem that the code successfully solved. Refer to Structure of `problem_descriptions.jsonl`.
5. `file_name`: Name of the source jsonl file from where data is loaded.

H.10 Retrieval Code-Code (`retrieval_code_code`)

Given a `source_code`, retrieve similar source code from `retrieval_corpus` (appendix H.8).

1. `positive_code`: list of positive codes for `nl`.
2. `negative_code`: list of negative codes for `nl`.
3. `src_uid`: A specific identifier that shows which problem the code is associated with. This identifier is **important** for the training of the model. The problem referred to by the `src_uid` provides a natural description of the problem that the code successfully solved. Refer to Structure of `problem_descriptions.jsonl`.
4. `source_code`: A source code given as input query.
5. `file_name`: Name of the source jsonl file from where data is loaded.

I Datasheets for Datasets

We follow the questionnaires from Gebru et al. (2021) as the datasheet for XCODEEVAL .

I.1 Motivation

For what purpose was the dataset created? XCODEEVAL dataset was specifically created to address three main aspects: (i) *Reasoning*, (ii) *Multilinguality* in terms of programming languages, and (iii) *Executability* of the programming languages. These aspects were thoroughly discussed in Section 1 of the main paper, providing detailed insights into the motivation behind the dataset creation.

Who created the dataset (e.g., which team, research group) and on behalf of which entity (e.g., company, institution, organization)? XCODEEVAL is an output of a passion project driven by a group of researchers from (i) *Islamic University of Technology* (ii) *Nanyang Technological University* (iii) *Bosch Research*.

Who funded the creation of the dataset? *Nanyang Technological University* provided the necessary computing resources for the project. None of the project members received any remuneration for their contributions.

I.2 Composition

What do the instances that comprise the dataset represent (e.g., documents, photos, people, countries)? Please follow the Section H for details.

How many instances are there in total (of each type, if appropriate)? Please follow the Table 8, 3, and 9 for the details statistics of the dataset.

Does the dataset contain all possible instances or is it a sample (not necessarily random) of instances from a larger set? Dataset contains all possible instances.

What data does each instance consist of? Please follow the Section H for details.

Is there a label or target associated with each instance? Please follow the Section H for details.

Is any information missing from individual instances? For a few problem description, *difficulty* is assigned as *None* due to data unavailability.

Are relationships between individual instances made explicit (e.g., users' movie ratings, social network links)? Please follow the Section H for details.

Are there recommended data splits (e.g., training, development/validation, testing)? We explicitly defined the training, validation and test split for XCODEEVAL . Please follow the Section 2.1 for more details.

Are there any errors, sources of noise, or redundancies in the dataset? To the best of our knowledge there are not errors, sources of noise or redundancies in XCODEEVAL .

Is the dataset self-contained, or does it link to or otherwise rely on external resources (e.g., websites, tweets, other datasets)? The dataset is self-contained.

Does the dataset contain data that might be considered confidential (e.g., data that is protected by legal privilege or by doctor– patient confidentiality, data that includes the content of individuals' non-public communications)? The dataset is collected from open sourced sources. There are no confidentiality or non-public entity in the dataset.

Does the dataset contain data that, if viewed directly, might be offensive, insulting, threatening, or might otherwise cause anxiety? To the best of our knowledge there are no *offensive, insulting, threatening* content in the dataset.

Does the dataset identify any subpopulations (e.g., by age, gender)? No.

Is it possible to identify individuals (i.e., one or more natural persons), either directly or indirectly (i.e., in combination with other data) from the dataset? There are no attributes in the dataset that allow to identify individuals.

Does the dataset contain data that might be considered sensitive in any way (e.g., data that reveals race or ethnic origins, sexual orientations, religious beliefs, political opinions or union memberships, or locations; financial or health data; biometric or genetic data; forms of government identification, such as social security numbers; criminal history)? There are no attributes in the dataset that allow this.

I.3 Collection Process

How was the data associated with each instance acquired? Following Li et al. (2022), the data was collected from `codeforces.com` and then associated with different tasks. Please follow Section D for more details.

If the dataset is a sample from a larger set, what was the sampling strategy (e.g., deterministic, probabilistic with specific sampling probabilities)? Dataset wasn't sampled from a large dataset. We proposed the dataset for the first time.

Who was involved in the data collection process (e.g., students, crowdworkers, contractors) and how were they compensated (e.g., how much were crowdworkers paid)? Dataset was collected by the author of this paper.

Over what timeframe was the data collected? The data was downloaded in between Feb, 2022 to January, 2023.

Were any ethical review processes conducted (e.g., by an institutional review board)? No.

Did you collect the data from the individuals in question directly, or obtain it via third parties or other sources (e.g., websites)? The data is downloaded by an author. No third parties or other sources are involved.

Has an analysis of the potential impact of the dataset and its use on data subjects (e.g., a data protection impact analysis) been conducted? Potential impact of the dataset is discussed at section 4 and section 5.

I.4 Preprocessing/cleaning/labeling

Was any preprocessing/cleaning/labeling of the data done (e.g., discretization or bucketing, tokenization, part-of-speech tagging, SIFT feature extraction, removal of instances, processing of missing values)? We de-anonymized the data and remove data with sensitive information (i.e., email, large infograph, toxic keywords). The labels come as a metadata from the sources.

Was the “raw” data saved in addition to the preprocessed/cleaned/labeled data (e.g., to support unanticipated future uses)? No.

Is the software that was used to preprocess/clean/label the data available? No software was used for labeling the data.

Has the dataset been used for any tasks already? Yes. We evaluated ChatGPT and trained *StarEncoder* using the dataset.

Is there a repository that links to any or all papers or systems that use the dataset? Yes, <https://github.com/ntunlp/xCodeEval>.

What (other) tasks could the dataset be used for? We proposed 7 different tasks for XCODEEVAL. Please follow table 8 for details.

Is there anything about the composition of the dataset or the way it was collected and preprocessed/cleaned/labeled that might impact future uses? No.

I.5 Distribution

Will the dataset be distributed to third parties outside of the entity (e.g., company, institution, organization) on behalf of which the dataset was created? Please follow the Licensing section in <https://github.com/ntunlp/xCodeEval> for details.

When will the dataset be distributed? The data is already distributed via huggingface¹¹.

Will the dataset be distributed under a copyright or other intellectual property (IP) license, and/or under applicable terms of use (ToU)? Please follow the Licensing section in <https://github.com/ntunlp/xCodeEval> for details.

Have any third parties imposed IP-based or other restrictions on the data associated with the instances? No.

Do any export controls or other regulatory restrictions apply to the dataset or to individual instances? No.

I.6 Maintenance

Who will be supporting/hosting/maintaining the dataset? Huggingface is hosting the dataset. The authors are maintaining the dataset. *Nanyang Technological University* is supporting the dataset.

How can the owner/curator/manager of the dataset be contacted (e.g., email address)? Email.

Is there an erratum? None at this point. The dataset is hosted through git lfs. The future erratum can be tracked easily.

Will the dataset be updated (e.g., to correct labeling errors, add new instances, delete instances)? To the best of our knowledge there are no errors in the dataset. The authors do not intend to add new instances at this point. But the authors remain open to remove/correct instances given that any labeling errors found.

If the dataset relates to people, are there applicable limits on the retention of the data associated with the instances (e.g., were the individuals in question told that their data would be retained for a fixed period of time and then deleted)? The dataset doesn't relate to people.

Will older versions of the dataset continue to be supported/hosted/maintained? Yes. The older version should be accessed via git LFS.

If others want to extend/augment/build on/contribute to the dataset, is there a mechanism for them to do so? Since the dataset is fixed, there is currently no way to contribute to it. Please note that any extensions or augmentations of the dataset are subject to the same license as this dataset.

11. <https://huggingface.co/datasets/NTU-NLP-sg/xCodeEval>

TABLE 11 – Dataset facts for xCODEEVAL . It covers the metadata related to the whole dataset.

Metadata	
Filename	File names for each of the tasks can be found here .
Format	jsonl, json, arrow dataset loader.
Url	https://huggingface.co/datasets/NTU-NLP-sg/xCodeEval
Domain	Programming Language, Competitive Programming
Keywords	programming-language, code, program-synthesis, automatic-code-repair, code-retrieval, code-translation, code-classification, execution, benchmark, multilingual, multitask, unit-test
Type	columnar
Rows	Follow table 3, table 8, and table 9
Columns	Follow appendix H
Missing	0%
License	CC BY-NC 4.0
Released	MARCH 2023
Range	From Feb 19, 2010 to Nov 21, 2022
Description	We introduce xCodeEval, the largest executable multilingual multitask benchmark to date consisting of 25 M document-level coding examples from about 7.5 K unique problems covering up to 17 programming languages with execution-level parallelism. It features a total of seven tasks involving code understanding, generation, translation and retrieval, and it employs an execution-based evaluation. We develop a test-case based multilingual code execution engine, ExecEval that supports all the programming languages in xCodeEval. We also propose a novel data splitting and a data selection schema for balancing data distributions over multiple attributes based on geometric mean and graph-theoretic principle.

J The Dataset Nutrition Label

We follow the framework proposed by Holland et al. (2018). Table 11 gives an overview of dataset facts. The variable description can be found in appendix H. We discuss about provenance in appendix I.3 and appendix I.6.

K Data Card

Data card for the xCODEEVAL is distributed via huggingface platform. [Link]