

From Rolling Over to Walking: Enabling Humanoid Robots to Develop Complex Motor Skills

Fanxing Meng¹ and Jing Xiao¹

Abstract— We present a novel method for enabling humanoid robots to learn a wide range of motor skills through reinforcement learning. Our approach introduces an achievement-triggered multi-path reward function that draws on principles from developmental robotics, enabling the robot to learn a majority of the gross motor skills typically acquired by human babies in a single training stage. Our experiments in a simulation environment demonstrate higher success rates and faster learning compared to traditional reinforcement learning approaches. Our method leverages self-discovery and exploration, mimicking human infant learning, and has the potential to significantly advance the state-of-the-art in humanoid robot motor skill learning.

I. INTRODUCTION

Humanoid robots are potentially an ideal fit for working in people’s homes due to their ability to adapt to indoor environments and use tools designed for humans. However, training them to perform a sequence of actions that even just human babies can do remains challenging. While reinforcement learning has shown success in allowing robots to learn locomotion and manipulation skills, it requires defining reward functions or providing human demonstrations for each task.

Recent progress in developmental robotics suggests that robots can learn the physical world in a similar way to human babies [1]. This approach can enable robots to learn a wide range of motor skills without explicit programming or human demonstrations for each task. Notable research utilizes child-sized humanoid robots that mimic human developmental stages by introducing knowledge-based and competence-based intrinsic motivation as learning signals [2].

In this paper, we propose a novel achievement-triggered multi-path reward function for reinforcement learning for a wide variety of motor skills that builds on developmental learning principles. Our approach enables a humanoid robot to learn how to roll over, kneel, crawl, stand up, and walk, without the need for a sophisticated training pipeline or human demonstration data. We demonstrate the effectiveness of our approach by training a humanoid robot using a curriculum of increasingly complex tasks in a simulated environment.

II. RELATED RESEARCH

A. Developmental Robotics

Developmental robotics aims to apply the learning principles that allow humans to learn complex motor skills

autonomously to robots, inspired by how human babies interact with the world. These principles include the ego-centric to object-centric transfer for motion representation [3], the effect of morphological changes to action modeling [4], the necessity of embodiment for learning to turn over and crawl [5], the dependency of central pattern generator signal to crawling [6], and the effectiveness of learning depending on the current skill level [7]. While these principles have been successfully tested on simpler tasks using cheaper robotic hardware, they have not yet been widely adopted in the reinforcement learning domain or applied to sophisticated robots to complete a series of complex motions.

B. Reinforcement Learning

Recent advances in deep reinforcement learning have enabled robots to learn complex motor skills such as locomotion [8] and manipulation [9] tasks. However, the learning process requires a reward function to guide the robot’s learning process towards the desired behavior. For more complex behaviors, more delicate reward functions need to be designed. Some algorithms such as Adversarial Motion Priors [10] utilize human motion data to perform more complex actions. On the other hand, algorithms utilizing large language models such as RT-1 [11] require extensive computation and large models to use various forms of demonstration data to accomplish more complex tasks.

C. Robot Model

The fidelity and reality of the robot model play a crucial role in the difficulty of the learning objective. While typical reinforcement learning benchmarks use simplified robot models such as the Mujoco humanoid [12], which is composed of capsule-like links without joint limits, such simplifications obscure the challenges when adapting to more realistic task settings. To enable the transfer from simulation to the real world, an accurate model of a real humanoid robot is essential.

III. OUR METHOD

A. Simulation Setup

We conducted the training process using Isaac Gym [13]. This software utilizes the PhysX engine and enables parallel training on a single GPU by utilizing vectorized environments. For our embodied learning agent, we chose the iCub robot [14]. This choice was made due to the availability of an official URDF model¹ and the robot’s child-like morphology

¹Robotics Engineering Department, Worcester Polytechnic Institute, Worcester, MA, USA {fmeng, jxiao2}@wpi.edu

¹<https://github.com/robotology/icub-models>

that was originally designed for developmental robotics research. Our training utilized the latest V3 model, which consists of 48 rigid bodies and 32 degrees of freedom, as depicted in Fig. 1. To begin the training, we set the initial pose of all 16384 robots to lie on the ground with their face up, as shown in Fig. 3a.

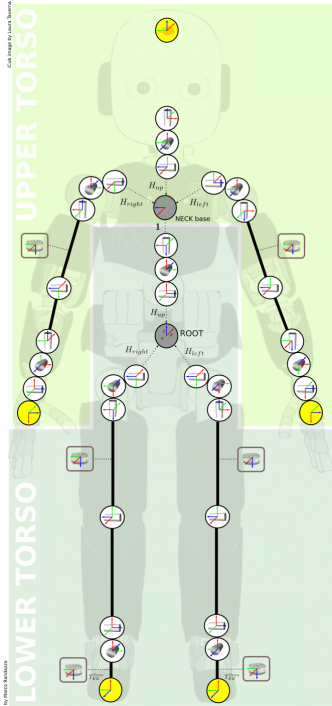


Fig. 1: Joints on the iCub robot [15]

B. Algorithm

To demonstrate the generality of incorporating developmental principles into reinforcement learning paradigms, we modify only the state observations, actions, and rewards to feed into a continuous-space Advantage Actor Critic algorithm [16] implemented in RL Games². The neural network used by the learner is a 4-layer MLP with 800, 400, 200, and 100 units utilizing ELU activation. For our experiments, we used a minibatch size of 65536, a learning rate of 5e-3, and a discount factor of 0.99. While each epoch consists of 32 timesteps, each episode is composed of 3000 timesteps. We developed the following novel components for the algorithm.

1) *State observations*: Developmental theory suggests that early motor skill development relies on an ego-centric coordinate system [3]. To incorporate this principle into our reinforcement learning paradigm, we preprocess the simulator’s state observations. Specifically, we center all raw poses at the robot’s origin and transform all rigid body velocities to relative velocities with respect to the robot’s root reference frame. The force sensor measurements, which are provided by the simulator with user-selectable reference frame, are utilized in the local frame of each robot link for our purposes.

²https://github.com/Denys88/rl_games

In addition to this preprocessing step, we introduce central pattern generator (CPG) signals to the agent’s state observation vector. This represents a novel contribution to the field of reinforcement learning, as CPG signals are not typically incorporated in such settings. Specifically, we compute the values of 8 pairs of phase-inverted sinusoidal waves ranging from 0.5 Hz to 5 Hz at each timestep, and include these values in the agent’s state observation vector. The CPG signal functions are defined as follows:

$$f_{CPG} = [0.5, 0.75, 1.25, 1.75, 2.75, 3.25, 4.25, 4.75]$$

$$CPG_0 = \sin(2\pi t f_{CPG})$$

$$CPG_\pi = \sin(2\pi t f_{CPG} - \pi)$$

2) *Actions*: To account for the lack of accurate geometry scaling in the simulator, we introduced a novel approach of action clamping in proportion to the episode progress, which reflects the “growth” of the robot’s physical strength. Specifically, the action-torque mapping of the robot joints increases linearly with respect to time during the first half of the episode until the actual joint torque limit is reached. The clamped action-torque mapping limits the learning agent’s achievable states to a smaller range during the early stages of the learning process. This allows for better exploration of the parameter space and ultimately improves training efficiency and performance. The action is calculated using the following formula, where α is a hyper-parameter that we set to 0.5:

$$action_{clamped} = action * \min(1, t / (\alpha * len(episode)))$$

3) *Rewards*: The traditional approach to reward function design for reinforcement learning focuses on optimizing a single task through the use of time-invariant linear combinations of positive rewards and negative costs. While recent research efforts have explored reward shaping techniques, such as the addition of preference terms [17], or the incorporation of human preferences into decision trees [18], these techniques may not be suitable for open-ended developmental learning tasks.

To address this challenge, we introduce a novel approach where multiple single rewards are structured as a graph. Each single reward represents a gross motor skill and is associated with an achievement score based on the running maximum of the reward over some passing score during the current episode. This achievement score acts as a multiplier to the next reward function node, which allows the robot to progress to more complex motor skills. This graph-structured reward approach forces the learning agent to achieve good results on more fundamental tasks before approaching harder ones to ensure the desired skill is learned excellently.

The reward structure is formally defined as a graph $G = (R, PS)$, where R is the set of reward functions r_1, r_2, \dots associated with each motor skill m_1, m_2, \dots . The set PS contains ordered pairs of reward functions (r_i, r_j) that denote the condition for activating the reward function r_j for motor skill m_j when the reward value r_i for motor skill m_i reaches a certain threshold, or passing score PS_{ij} .

To calculate the reward at a given timestep t , we first update the achievement score $A_{ij,t}$ for the edge connecting reward function r_i and r_j as follows:

$$A_{ij,0} = 0$$

$$A_{ij,t} \leftarrow \max(A_{ij,t-1}, R_{i,t} - PS_{ij})$$

where PS_{ij} is the passing score associated with the edge connecting reward function r_i and r_j . The achievement score $A_{ij,t}$ reflects the agent’s boost towards achieving skill m_j given the completion of skill m_i .

Then, the overall reward at timestep t , denoted by R_t , is calculated as the sum of the product of each achievement score $A_{ij,t}$ and the corresponding reward value of the subsequent stage $R_{j,t}$:

$$R_t = \sum_i \sum_j A_{ij,t} R_{j,t}$$

This equation captures how the achievement in one skill influences the reward for another skill through the graph structure defined by G . This reward structure allows for a more flexible and adaptable way of modeling motor skill learning by enabling the activation of higher-level motor skills only when the corresponding lower-level skills have been sufficiently mastered.

C. Experimental Design

We trained the iCub robot to learn a repertoire of gross motor skills including rolling over, kneeling, crouching, crawling, standing up, and walking using our proposed achievement-triggered multi-path reward function. The reward structure for our motor skill learning problem can be represented as a directed acyclic graph, as shown in Fig. 2. When the reward for rolling over (R_{roll}) reaches a value of 1, the kneeling reward (R_{kneel}) is activated. Similarly, when R_{kneel} reaches 2, the rewards for crouching (R_{crouch}) and crawling (R_{crawl}) are activated. The standing reward (R_{stand}) is activated when either R_{crouch} is greater than 4 or R_{crawl} is greater than 6. Finally, the walking reward (R_{walk}) is activated when R_{stand} is greater than 6.

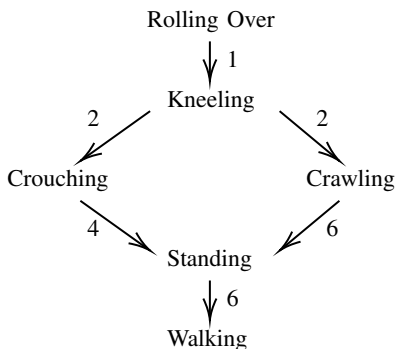


Fig. 2: Graph-structured reward; the number associated with each edge denotes the passing score

1) *Rolling Over*: In the first sub-task, the robot is initially lying on the ground with its face up and is trained to roll over to a prone position. The reward function for this task only considers the downward component of the torso’s forward orientation. Successful rolling over action is shown in Fig. 3b.

2) *Kneeling*: The second sub-task requires the robot to kneel, which involves moving the robot from the prone position to a kneeling position on its knees. The reward function is composed of two components: the orientation of the upper legs and arms should point upwards, while the lower legs should be in line with the torso. Fig. 3c shows the desired posture.

3) *Crouching*: The third sub-task is crouching, which requires the robot to have an upright torso while bringing its legs forward and close to the torso. The reward function for crouching consists of two components: an upright orientation of the torso, arms, and feet, as well as legs in a folded orientation. Fig. 3d shows the robot’s transition from kneeling to crouching.

4) *Crawling*: The fourth sub-task is crawling, which requires the robot to move forward using its arms and legs. The reward function for crawling consists of maintaining a kneeling posture while increasing forward velocity.

5) *Standing Up*: The fifth sub-task is standing up, which requires the robot to use its arms and legs to push up from the ground. The reward function for this task consists of achieving an upright orientation for the head, torso, arms, legs, and feet, as well as minimizing the planar offset of the head, torso, legs, and feet. Fig. 3f shows the standing pose.

6) *Walking*: The final sub-task is walking, which requires the robot to move forward on two legs. The reward function for walking consists of maintaining an upright position, increasing forward velocity and leg swing, and reducing vertical velocity and foot contact force. Fig. 3g shows the desired walking motion.

IV. RESULTS

All motor skills specified in the graph of reward stages were successfully learned, as demonstrated in Fig. 3. During training, the rewards for different motor skills show a clear trend: easier tasks defined in the early stage of the reward structure are learned first, followed by more complex tasks, and finally walking, which builds on top of all prior skills. The rewards remain stable after achieving the desired skill levels, indicating that there is no catastrophic forgetting of the fundamental tasks learned.

Fig. 4a shows the learned rewards during training. Meanwhile, Fig. 5a displays the reward curve during testing. The results indicate that the reward increases steadily for the elementary motor skills, and then more rapidly for intermediate skills shortly after the elementary skill reaches its highest reward. This pattern is observed for increasingly advanced tasks as well.

To provide a visual demonstration of the learning process, we have included a video that shows the real-time acquisition

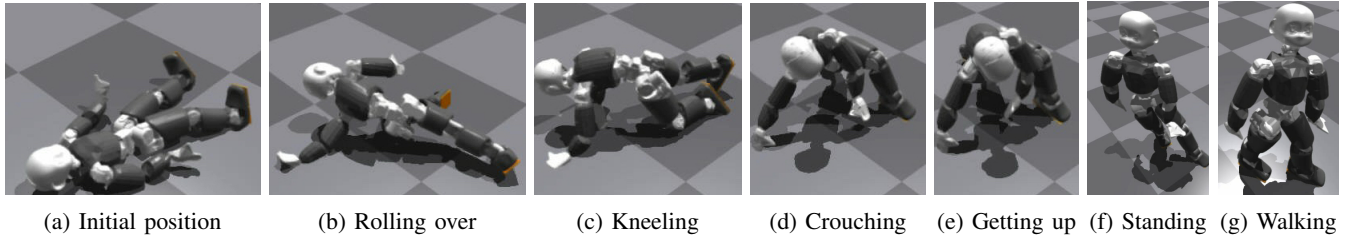


Fig. 3: Learned actions

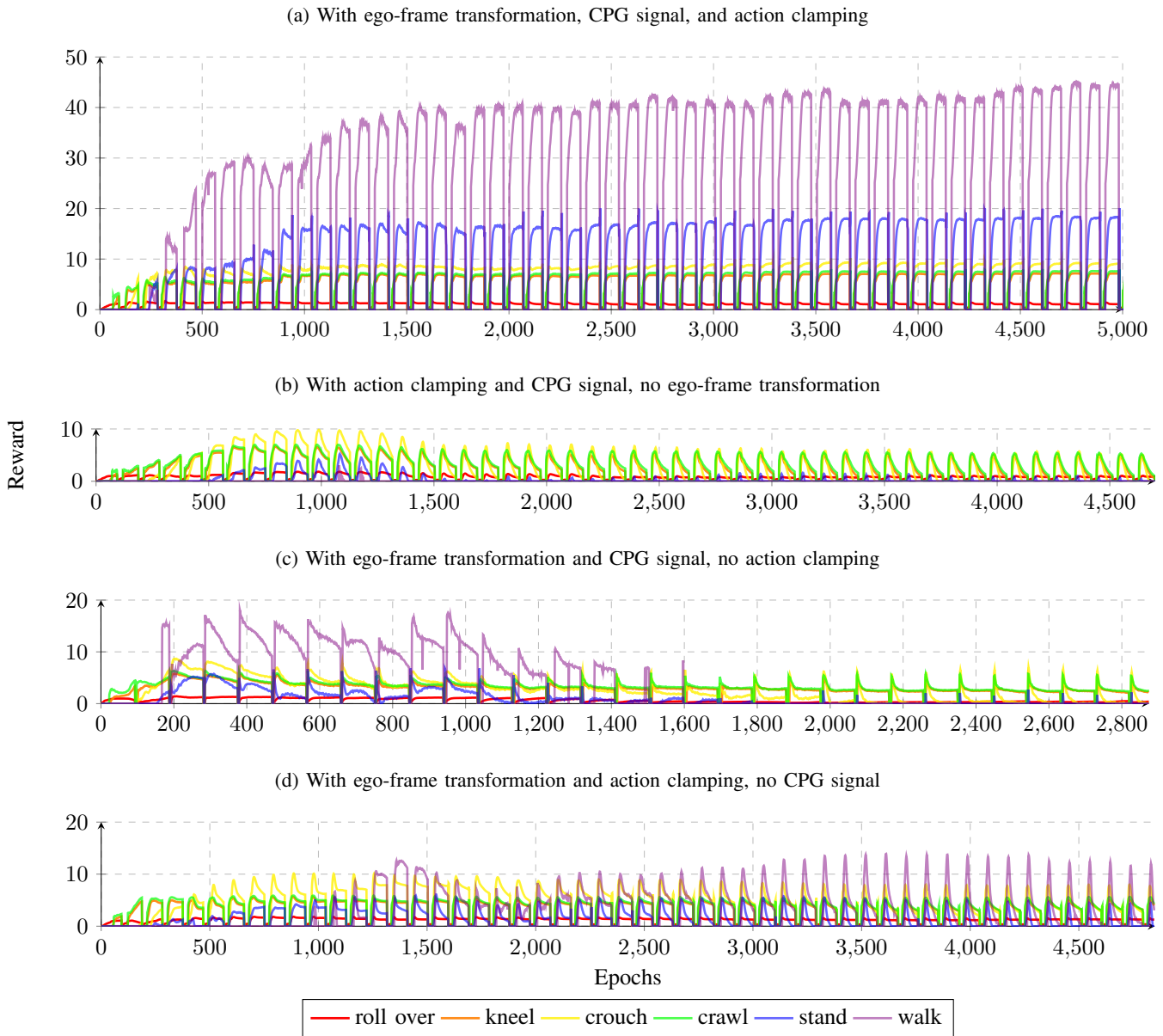


Fig. 4: Training with graph-structured reward, with and without ego-frame transformation, CPG signal, and action clamping

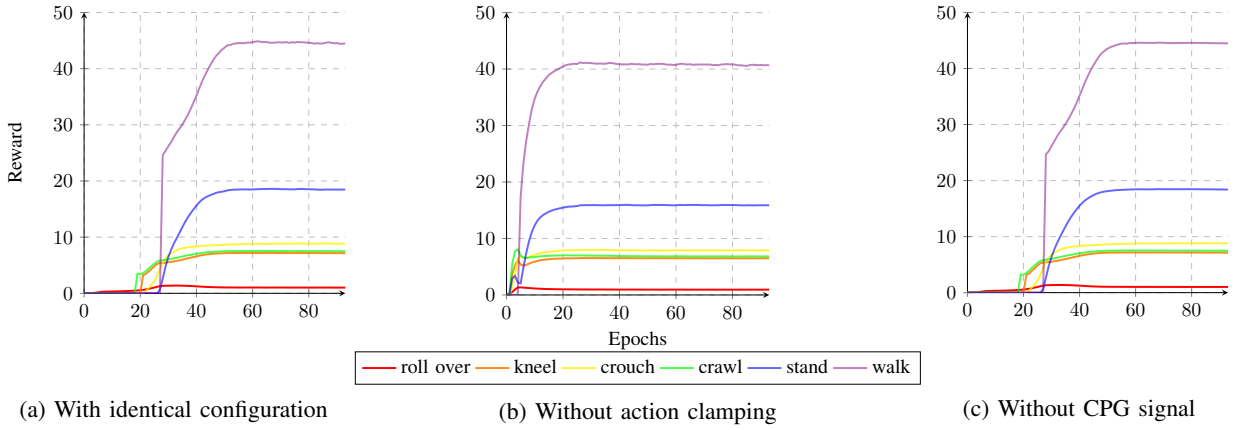


Fig. 5: Testing on successfully trained model

of the target motor skills for a single robot and for multiple robots in parallel.

A. Ablations

In order to better understand the impact of each component of our proposed method on motor skill learning, we conducted an ablation study in which we evaluated the performance of our approach using graph-based reward structure vs. using simpler rewards and reward structures. This study allowed us to determine the effectiveness of our chosen graph-based reward structure in comparison to other reward structures.

Additionally, we tested the necessity of introducing the developmental learning principles of ego-centric reference frames, action clamping, and central pattern generator signals. The results of this study demonstrate that all three principles are necessary for stable and successful learning of complex motor skills.

1) *Single Reward*: As a baseline, we first tested our approach with a single reward function. The results show that a single reward function alone is insufficient to guide the robot to achieve distant end states under realistic constraints in high-degree-of-freedom robots. Instead, the agent tends to exploit the reward function and gets stuck at local maxima. For instance, when the agent is given the kneeling, crouching, crawling, or standing reward without first learning roll over, it ends up in a seated position, as illustrated in Figs. 7a-7d. Similarly, when given only the walking reward, the robot lies on its side and swings its legs to slide forward, as depicted in Fig. 7e. We also examined the case of simply adding all types of rewards together. The robot again exploits the reward and learned to sit and swing its legs to slide forward, as shown in Fig. 7f. These results highlight the limitations of a single reward function in guiding the agent towards learning diverse motor skills.

2) *Linear List Reward*: In the linear list case, multiple motor skills are chained into a curriculum as shown in Fig. 6a. However, the inclusion of an inappropriate stage at early levels of the curriculum can hinder the agent from reaching later stages. We tested a reward chain consisting

of rolling over, followed by kneeling, crouching, crawling, standing, and walking. The robot was only able to learn a gorilla-like motion, as shown in Fig. 7g. This indicates that the linear list approach is not effective for motor skill learning and a more sophisticated reward structure is necessary.

3) *Tree Reward*: In the tree-structured reward scenario, multiple paths to different end goals are available, but this requires designing the path in advance, as there is only one unique path to any node. However, such a rigid structure may result in inactive branches, rendering the learning agent unable to learn the intended skills. We tested a tree reward as shown in Fig. 6b, but the robot got stuck at the prone pose, as shown in Fig. 7h. This suggests that the rigid structure of a tree reward may not be suitable for open-ended developmental learning tasks where multiple possible paths to a goal can be explored.

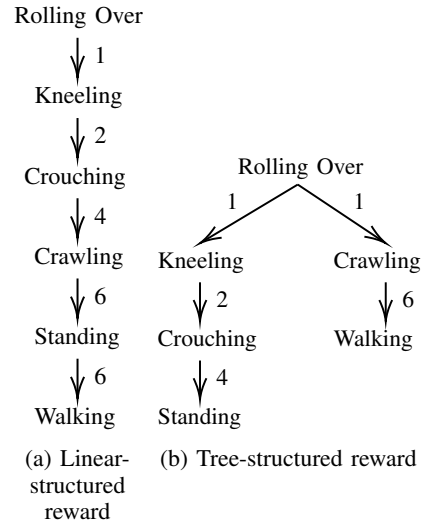


Fig. 6: Degenerated reward structures; the number associated with each edge denotes the passing score

4) *Reference frame of observation states*: Using the world reference frame to represent the pose and velocities of

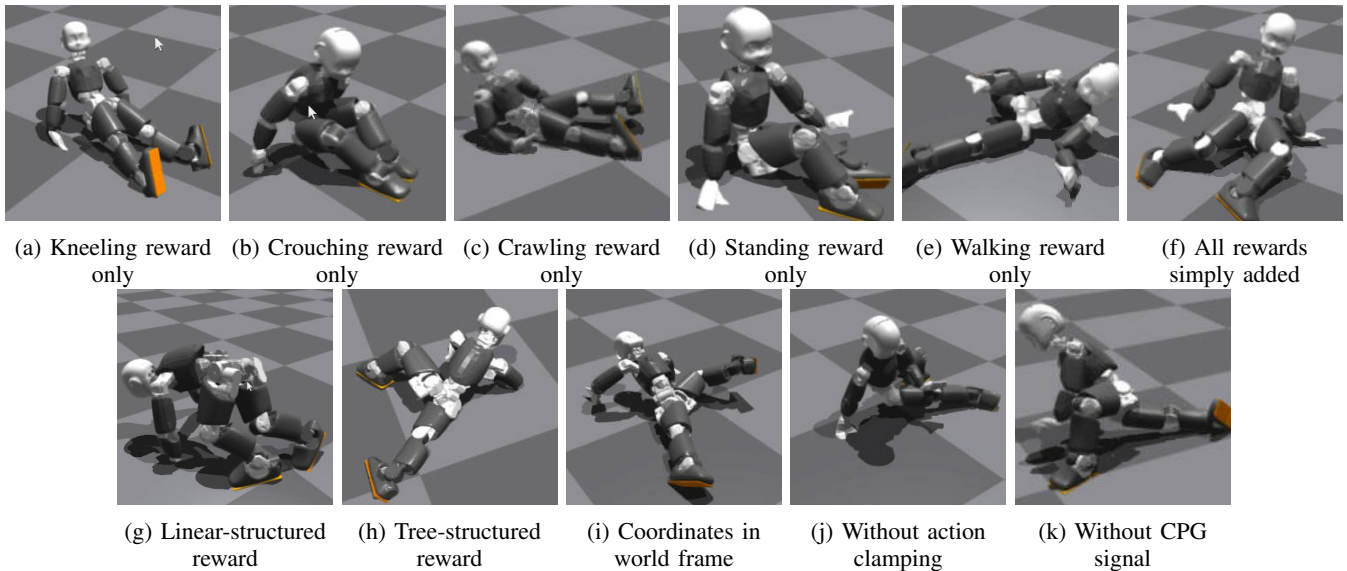


Fig. 7: Failed learning outcomes when using single rewards, linear/tree-structured rewards, or without state/action/observation modifications based on developmental principles

the robot’s links significantly hinders the learning of any specified skills. Despite starting at the same initial pose, not all learning agents were able to accomplish even the basic task of rolling over. Less than half of the agents were able to transition into a kneeling position, but soon deviated and fell to the side followed by random actions. This is depicted by the sharp decline in reward values within each episode in Fig. 4b. No crawling or standing was observed, let alone walking, see Fig. 7i.

We believe that this behavior is mainly due to reduced sample efficiency, where similar robot poses do not necessarily cluster in the world reference frame. Using the world reference frame limits the learning agent’s ability to generalize and explore the parameter space effectively.

5) *Action clamping*: The introduction of action clamping proved to be crucial in enabling the robot to learn complex motor skills. Without progressively increasing the actuator joint torque limit, most learning agents were unable to complete the rolling over task and remained in a seated position, as shown in Fig. 7j. This was due to the reward value for each action being highest at the beginning of the episode and then rapidly declining, limiting the learning algorithm’s ability to progress from low-reward to high-reward states. The average reward for each type of action during an episode decreased steadily in later epochs, as shown in Fig. 4c.

When action clamping was present during training but removed during testing, the robot’s motion was less stable and the maximum reward obtained during the episode was reduced. Although testing without action clamping achieved the goal state in one third of the time compared to the testing episode with action clamping (as seen in Fig. 5b), it only reached 90% of the original reward for walking and 83% for standing. These results indicate that action clamping is essential for the robot to learn complex motor skills in a

stable and efficient manner.

6) *CPG signals*: The absence of the CPG signal during training prevented the robot from acquiring gross motor skills beyond kneeling and crouching, see Fig. 7k, which is consistent with previous studies on developmental learning. As seen in Fig. 4d, the reward values for rolling over, kneeling, and crouching were comparable to those achieved with the CPG signal. However, the robot failed to stand up, which requires a minimum reward of 10, let alone walk, which requires a reward value of over 30. This underscores the crucial role of the CPG signal in the acquisition of advanced motor skills.

When the robot was trained with CPG signal but the signal was removed during deployment, it exhibited disorientation and instability when transitioning from standing to walking, as well as a reduced step size during walking. These qualitative differences highlight the importance of retaining the CPG signal during deployment to ensure smooth and stable motor control. However, as shown in Fig. 5c, the effect of removing the CPG signal did not significantly affect the rewards obtained.

V. DISCUSSION

The results of this study demonstrate the effectiveness of the achievement-triggered multi-path reward design in allowing the iCub robot to acquire a variety of gross motor skills. However, for this approach to be applicable in real-world settings, it would be necessary to incorporate goal-conditioned rewards into the training stage, so that desired behaviors can be dynamically specified at deployment time. This would allow the robot to adapt to changing task requirements and perform more complex actions with greater accuracy.

We believe that the novel reward function design, as well as the preprocessing of state and action according to devel-

opmental learning theories, can benefit motor skill learning on other types of robots with fewer degrees of freedom and better intrinsic stability, such as quadrupeds. Moreover, this approach can be extended to fine motor skill learning, such as grasping and bimanual manipulation actions. By replacing the locomotion goals with goals for these types of actions, it may be possible to enable the humanoid robot to acquire dexterous manipulation capabilities.

VI. CONCLUSIONS

In conclusion, we have proposed a novel approach to enable humanoid robots to learn a range of motor skills based on principles from developmental robotics. Our achievement-triggered multi-path reward function allows the robot to learn gross motor skills without requiring explicit programming or human demonstrations. Our experiments show that our approach achieves higher success rates and faster learning than traditional reinforcement learning approaches, highlighting the potential of developmental reinforcement learning in robotics. Future work can extend this approach to incorporate goal-conditioned rewards to enable more flexible and dynamic behavior, and to fine motor skill learning to allow robots to acquire dexterous manipulation capability.

REFERENCES

- [1] L. Jacquey, G. Baldassarre, V. G. Santucci, and J. K. O'Regan, "Sensorimotor contingencies as a key drive of development: From babies to robots," *Frontiers in Neurorobotics*, vol. 13, 2019. [Online]. Available: <https://www.frontiersin.org/articles/10.3389/fnbot.2019.00098>
- [2] P.-Y. Oudeyer and F. Kaplan, "What is intrinsic motivation? a typology of computational approaches," *Frontiers in Neurorobotics*, vol. 1, 2007. [Online]. Available: <https://www.frontiersin.org/articles/10.3389/fnbot.2007.00007>
- [3] L. P. Acredolo, A. Adams, and S. W. Goodwyn, "The role of self-produced movement and visual tracking in infant spatial orientation," *Journal of Experimental Child Psychology*, vol. 38, no. 2, pp. 312–327, 1984. [Online]. Available: <https://www.sciencedirect.com/science/article/pii/0022096584901280>
- [4] L. B. Smith and E. Thelen, "Development as a dynamic system," *Trends in Cognitive Sciences*, vol. 7, no. 8, pp. 343–348, 2003. [Online]. Available: <https://www.sciencedirect.com/science/article/pii/S1364661303001566>
- [5] B. Kisilevsky and J. Low, "Human fetal behavior: 100 years of study," *Developmental Review*, vol. 18, no. 1, pp. 1–29, 1998. [Online]. Available: <https://www.sciencedirect.com/science/article/pii/S027322979890452X>
- [6] A. J. Ijspeert, "Central pattern generators for locomotion control in animals and robots: A review," *Neural Networks*, vol. 21, no. 4, pp. 642–653, 2008, robotics and Neuroscience. [Online]. Available: <https://www.sciencedirect.com/science/article/pii/S0893608008000804>
- [7] H. Ginsburg and S. Opper, "Piaget's theory of intellectual development, 3rd ed." 1988.
- [8] P. Wu, A. Escontrela, D. Hafner, K. Goldberg, and P. Abbeel, "Daydreamer: World models for physical robot learning," *Conference on Robot Learning*, 2022.
- [9] Y. Chen, Y. Yang, T. Wu, S. Wang, X. Feng, J. Jiang, S. M. McAleer, H. Dong, Z. Lu, and S.-C. Zhu, "Towards human-level bimanual dexterous manipulation with reinforcement learning," 2022.
- [10] X. B. Peng, Z. Ma, P. Abbeel, S. Levine, and A. Kanazawa, "Amp: Adversarial motion priors for stylized physics-based character control," *ACM Trans. Graph.*, vol. 40, no. 4, jul 2021. [Online]. Available: <https://doi.org/10.1145/3450626.3459670>
- [11] A. Brohan, N. Brown, J. Carbajal, Y. Chebotar, J. Dabis, C. Finn, K. Gopalakrishnan, K. Hausman, A. Herzog, J. Hsu, J. Ibarz, B. Ichter, A. Irpan, T. Jackson, S. Jesmonth, N. Joshi, R. Julian, D. Kalashnikov, Y. Kuang, I. Leal, K.-H. Lee, S. Levine, Y. Lu, U. Malla, D. Manjunath, I. Mordatch, O. Nachum, C. Parada, J. Peralta, E. Perez, K. Pertsch, J. Quiambao, K. Rao, M. Ryoo, G. Salazar, P. Sanketi, K. Sayed, J. Singh, S. Sontakke, A. Stone, C. Tan, H. Tran, V. Vanhoucke, S. Vega, Q. Vuong, F. Xia, T. Xiao, P. Xu, S. Xu, T. Yu, and B. Zitkovich, "Rt-1: Robotics transformer for real-world control at scale," in *arXiv preprint arXiv:2212.06817*, 2022.
- [12] "Humanoid - gym documentation," <https://www.gymnasium.dev/environments/mujoco/humanoid/>, [Accessed on: February 23, 2023].
- [13] V. Makoviychuk, L. Wawrzyniak, Y. Guo, M. Lu, K. Storey, M. Macklin, D. Hoeller, N. Rudin, A. Allshire, A. Handa, and G. State, "Isaac gym: High performance gpu-based physics simulation for robot learning," 2021.
- [14] A. PARMIGIANI, M. MAGGIALI, L. NATALE, F. NORI, A. SCHMITZ, N. TSAGARAKIS, J. S. VICTOR, F. BECCHI, G. SANDINI, and G. METTA, "The design of the icub humanoid robot," *International Journal of Humanoid Robotics*, vol. 09, no. 04, p. 1250027, 2012. [Online]. Available: <https://doi.org/10.1142/S0219843612500272>
- [15] M. Randazzo, "icub reference frames," Digital image, 2021, license: BSD 3-Clause License. [Online]. Available: https://icub-tech-iit.github.io/documentation/icub_kinematics/icub-forward-kinematics/img/1104px-NewiCubRefFrames1.png
- [16] V. Mnih, A. P. Badia, M. Mirza, A. Graves, T. Harley, T. P. Lillicrap, D. Silver, and K. Kavukcuoglu, "Asynchronous methods for deep reinforcement learning," in *Proceedings of the 33rd International Conference on International Conference on Machine Learning - Volume 48*, ser. ICML'16. JMLR.org, 2016, p. 1928–1937.
- [17] A. Y. Ng, D. Harada, and S. J. Russell, "Policy invariance under reward transformations: Theory and application to reward shaping," in *Proceedings of the Sixteenth International Conference on Machine Learning*, ser. ICML '99. San Francisco, CA, USA: Morgan Kaufmann Publishers Inc., 1999, p. 278–287.
- [18] T. Bewley and F. Lécué, "Interpretable preference-based reinforcement learning with tree-structured reward functions," in *Adaptive Agents and Multi-Agent Systems*, 2021.