

Effectiveness of Data Augmentation for Prefix Tuning with Limited Data

Stephen Obadinma^a, Hongyu Guo^{b,c}, Xiaodan Zhu^a

^aDepartment of Electrical and Computer Engineering, Queen’s University,

^bDigital Technologies Research Centre, National Research Council Canada,

^cSchool of Electrical Engineering and Computer Science, University of Ottawa

^a {16sco, xiaodan.zhu}@queensu.ca

^{b,c} {Hongyu.Guo}@nrc-cnrc.gc.ca

Abstract

Recent work has demonstrated that tuning continuous prompts on large, frozen pretrained language models (i.e., prefix tuning or P-tuning) can yield performance that is comparable or superior to fine-tuning. Nevertheless, the effectiveness of such methods under the context of data augmentation, which has been considered a common strategy to improve learning under low data regimes, has not been studied. In this paper, we examine several popular task-agnostic data augmentation techniques, i.e., EDA, Back Translation, and Mixup, when using prefix tuning under data scarcity. We show that data augmentation can be used to boost the performance of prefix tuning models, but the effectiveness of each technique varies and certain methods can lead to a notable degradation in performance, particularly when using larger models and on harder tasks. To help understand the above behaviour, we run experiments which reveal how prefix tuning generally presents a limited ability to separate the sentence embeddings from different classes of augmented data, and displays poorer performance on heavily altered data in particular. We also demonstrate that by adding a simple contrastive loss we can help mitigate such issues for prefix tuning, resulting in an improvement to augmented data performance.

to fine-tuning, only tunes trainable continuous embedding, resulting in a tiny percentage of tuned parameters for each task. Consequently, a single language model can be used for multiple tasks by swapping out the trained prompts on a task basis (Li and Liang, 2021). Such success has also been shown by the state-of-the-art P-tuning v2 model (Liu et al., 2021), which yields performance comparable or sometimes superior to fine-tuning on various natural language understanding tasks.

When training data is scarce in a task, data augmentation is a widely used strategy that can boost the performance of deep learning models (see (Feng et al., 2021) for a survey on data augmentation in NLP). Then a basic question that needs to be answered is how effective it is when the above pretraining-and-prefix-tuning frameworks are applied with data augmentation. To this end, this paper studies three common task-agnostic data augmentation methods, EDA (Wei and Zou, 2019), Back Translation (Sennrich et al., 2016), and Mixup (Guo et al., 2019a) with two common language models BERT (Devlin et al., 2019) and RoBERTa (Liu et al., 2019), trained using P-tuning v2 (Liu et al., 2021). We set up our study across five tasks, including 4 from SuperGLUE (Wang et al., 2019), in which the sizes of training data are small.

1 Introduction

While large pretrained language models have achieved superior performance and widespread adoption across many NLP tasks (Zaheer et al., 2020; Bengio et al., 2021), they often contain hundreds of millions or even hundreds of billions of parameters, which significantly limits their application to tasks in which computation and storage resources are constrained.

A recent trending technique called deep prompt tuning (i.e., prefix tuning or P-tuning) (Li and Liang, 2021; Qin and Eisner, 2021; Liu et al., 2021) has attracted extensive attention, which, compared

We show that data augmentation can increase the accuracy of prefix tuning models. However, the performance of each technique varies, depending on the dataset and underlying pretrained model, and the effective techniques differ from fine-tuning. Certain methods can even lead to a notable degradation in performance, particularly when using larger models. To better understand the above effect, we visualize sentence representations of augmented data under prefix tuning, and find that these models struggle with separating the augmented embeddings from different classes. This observation is further supported by our additional experiments show-

ing a lower robustness to heavily altered augmented data compared to fine-tuning. We also demonstrate that adding a contrastive loss term (Oord et al., 2018) to minimize distances between intra-class embeddings in P-tuning v2 helps mitigate the above issues, resulting in a notable improvement in accuracy. We hope this empirical study helps facilitate future work on leveraging data augmentation when training transformer-based models using prefix tuning.

2 Data Augmentation with Prefix Tuning

Prefix Tuning Approach. For our prefix tuning approach we use the P-tuning v2 (Liu et al., 2021). By optimizing prefix length, selectively applying reparameterization, and tuning a randomly-initialized classification head on top of the transformer sentence representations, P-tuning v2 can be applied to smaller language models and across many tasks, including classification, with no drop in performance compared to fine-tuning.

Data Augmentation Methods. In this study we focus on *task-agnostic* data augmentation (DA), which are methods that are broadly applicable to a wide range of NLP tasks. Many popular DA methods exist and of these, we utilize: (1) *Easy Data Augmentation (EDA)* (Wei and Zou, 2019), a technique where augmented sentences are created by applying a number of rule-based text editing operations; (2) *Back Translation (BT)* (Sennrich et al., 2016) where augmented data is generated by translating text into a target language then translating it back into the original language; (3) *Mixup for Sentence Classification* (Guo et al., 2019a), where we take the senMixup approach by generating synthetic data through interpolation over the classification tokens of random pairs of sentences. All of these have shown an ability to improve model accuracy for limited data (Wei and Zou, 2019; Guo, 2020; Feng et al., 2021; Fabbri et al., 2020) while having a low cost of implementation, and hence have been widely used in many tasks. Detailed parameters and equations behind each of the techniques can be found in Appendix B.

3 Experimental Setup

We focus primarily on small datasets with less than a few thousand annotated data points, since limited data is common Use case for data augmentation. Previous works have shown data augmentation with

pretrained language models tends to be largely ineffective for larger datasets (Okimura et al., 2022).

We test on five text classification datasets. Four are from the SuperGLUE benchmark (Wang et al., 2019), consisting of RTE (Dagan et al., 2006; Bar Haim et al., 2006; Giampiccolo et al., 2007; Bentivogli et al., 2009), CB (De Marneffe et al., 2019), COPA (Roemmele et al., 2011), and WSC (Levesque et al., 2011). These are the smallest datasets in the benchmark at only 2500, 250, 400, 554 training samples respectively. They capture a range of difficulty, including problems like textual entailment, commonsense-reasoning-based coreference resolution, determining cause or effect, and clause commitment. To capture performance on a simpler single sentence sentiment analysis task, we also use a downsampled subset of SST-2 (Socher et al., 2013), consisting of 400 training samples and 100 validation sentences. We experiment with BERT-base (Devlin et al., 2019) and RoBERTa-large (Liu et al., 2019), which have 110 million and 355 million parameters, respectively. Compared to larger models, their size makes them suitable when storage concerns are present. Each model is trained until convergence and we report results at the epoch where the highest validation accuracy is achieved. We provide the detailed hyperparameters for each model in appendix C for replicating our results.

4 Experimental Results and Analyses

4.1 Data Augmentation in Prefix Tuning

Table 1 displays our primary results. It can be seen that the DA methods that achieve the best performance on each dataset and model type vary greatly. Some strong performance gains can be seen when using data augmentation with P-tuning v2, most clearly seen when using BT with BERT on RTE, CB, and COPA. However, despite the cases of positive performance, frequent degradation to accuracy can be seen in most cases from using data augmentation, particularly with the larger RoBERTa models, and on certain datasets like RTE. EDA in particular tends to perform poorly when paired with prefix tuning. WSC sees some improvements but these small models are largely incapable of learning the data properly, so any benefits are likely spurious.

It is important to take notice of how the best performing method usually differs between fine-tuning and prefix tuning, and that the performance

Table 1: Accuracy of fine-tuning BERT and RoBERTa under various augmentation methods with the P-tuning trained equivalents.

Model		Dataset				
		rte	cb	copa	wsc	sst2
FT BERT	No Aug.	.735	.922	.696	.654	.911
	EDA	.674	.953	.711	.635	.884
	Mixup	.742	.929	.688	.664	.893
	BT	.718	.938	.705	.635	.911
Pt-V2 BERT	No Aug.	.694	.906	.723	.664	.893
	EDA	.688	.901	.720	.635	.884
	Mixup	.691	.911	.720	.654	.902
	BT	.712	.948	.750	.664	.884
FT RoBERTa	No Aug.	.882	.982	.946	.635	.964
	EDA	.850	.969	.902	.635	.946
	Mixup	.854	.984	.938	.635	.955
	BT	.854	.964	.902	.635	.964
Pt-V2 RoBERTa	No Aug.	.879	.984	.900	.635	.946
	EDA	.846	.969	.870	.644	.946
	Mixup	.872	.984	.860	.635	.929
	BT	.847	.984	.850	.635	.946

Table 2: Accuracy and average entropy of softmax predictions of P-tuning with fine-tuning when trained on heavily modified training data. P-tuning is in most cases unable to cope as well as fine-tuning.

Model	rte		cb		copa		sst2	
	acc	ent.	acc	ent.	acc	ent.	acc	ent.
FT BERT	.677	.116	.844	.193	.652	.702	.884	.599
PT BERT	.666	.635	.844	.140	.730	.214	.875	.392
FT RoBERTa	.776	.759	.906	.189	.846	.267	.955	.106
PT RoBERTa	.706	.273	.891	.114	.769	.199	.911	.094

of each DA method can change significantly between them as seen with BT on COPA between the two versions of BERT, hence what works for fine-tuning should not be assumed to work for prefix tuning. With these results we cannot universally recommend when using data augmentation with prefix tuning with limited data, though with careful selection, benefits can be derived.

4.2 Embedding Analysis

In order to further study how prefix tuning learns sentence representations of and under augmented data, we apply t-SNE (van der Maaten and Hinton, 2008) to visualize and understand the latent space sentence embeddings between fine-tuning BERT and P-tuning v2 RoBERTa on RTE. We plot the 2-D representation of the [CLS] token for fine-tuning,

Table 3: Improved performance with contrastive loss when training P-tuning v2 BERT models with DA.

		Original	Contrastive
RTE - P-tuning-V2 BERT	EDA	.688	.720
	BT	.712	.732
CB - P-tuning-V2 BERT	EDA	.901	.911

and the [CLS] token processed with a linear layer and a Tanh activation function for prefix tuning. We specifically choose to conduct the analysis over these models on RTE since there is a major divide between where DA works well (fine-tuned BERT) versus not well (prefix tuned RoBERTa). Figure 1 shows the visualizations, for which we take two approaches. The first approach shows the representations learned when training on clean data and testing on augmented validation data (augmented the same way as the training data). We use EDA, BT, and the heavily altered method described in Section 4.3, along with a baseline using no DA. Through this we can examine how well each method deals with unfamiliar augmented data, and whether the augmented data is represented similarly to the original data. The second style of representations are generated from training on augmented data and testing on the clean validation data. This can show how training with data augmentation influences how well the model learns representations.

In the visualizations we should expect to see two distinct clusters of roughly equal size corresponding to two classes (since RTE is a binary dataset). However, despite the RoBERTa being more accurate, it has a harder time separating the sentence representations from different classes of the augmented data. When trained on clean data, the representations of the augmented validation data are more jumbled, and the two distinct clusters are not apparent compared to the fine-tuned one (despite being so for original validation data on close inspection). Additionally, when trained using DA, the clustering in the BERT fine-tuned models is more distinct and better separated, especially for EDA where P-tuning suffers. Without augmentation and when using Mixup, both training methods learn good representations with distinct clustering. These visualizations demonstrate that there are difficulties with how prefix tuning is able to process augmented data. Prefix tuning appears to be less robust against augmentation methods like EDA that can change the meaning of the original data, and training these methods presents significant challenges. We support our analysis in Appendix D by showing similar trends on CB, suggesting a general limitation with prefix tuning.

4.3 Influence of Heavily Perturbed Data

In view of the generally poor performance of prefix tuning with EDA, and how it has issues with separating the sentence representations, we run experi-

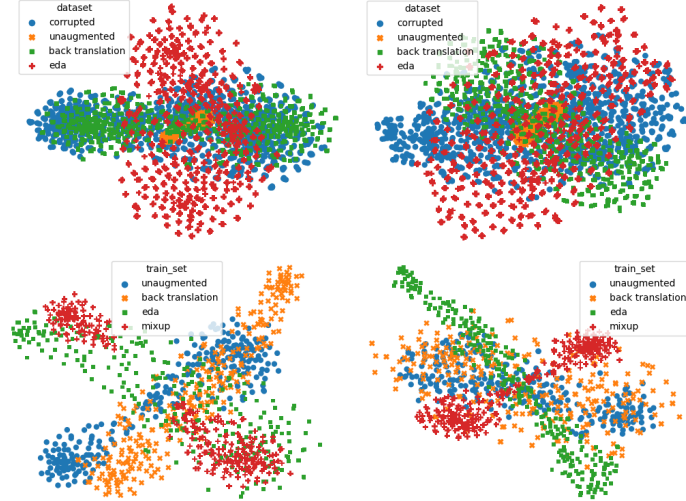


Figure 1: The t-SNE latent space for CLS token/sentence embedding between fine-tuning BERT (left) and P-tuning RoBERTa (right) on the RTE dataset. Top row corresponds to representations when training on clean data and testing on augmented validation data. Bottom row is representations when training on augmented data and testing on clean validation data. Despite P-tuned RoBERTa being more accurate than the fine-tuned BERT, its sentence representations of augmented data are more jumbled.

ments to confirm that prefix tuning struggles with augmented data that is highly perturbed compared to the original. To simulate this heavily altered data scenario, we use all four of the EDA operations to modify up to 50% of the sentence with operation and generate eight sentences per original on RTE, CB, COPA, and SST2, and we compare the best validation performance of each training method. A performance degradation can be expected since the model should have a more difficult time generalizing when learning from largely incoherent, noisy data as noted in (Wei and Zou, 2019). As Table 2 shows, prefix tuning is generally unable to cope as well as fine-tuning when trained on this data but is usually more confident. A possible explanation for this phenomena is that since the parameters of the language models are frozen, the lower number of trainable parameters may have an easier time overfitting to the noise in the augmented data, which explains the low softmax entropy/high prediction confidence. In effect, these results signal the importance of selecting data augmentation methods that can preserve the meaning and structure of the original training data.

4.4 Benefits of Contrastive Loss

Given the results in Section 4.2, it is natural to ponder whether it is possible to improve the performance of DA with prefix tuning by using a method that can promote more defined clusters. We study

this by adding a contrastive loss term while training prefix tuning. We generally adopt a version of NT-Xent loss proposed in (Oord et al., 2018). We adapt their method to this task by creating positive samples in a batch via sampling pairs of inputs with the same class, and creating negative samples by sampling pairs of differing classes. The full details behind how the loss is calculated can be found in Appendix E. Table 3 shows some results when we applied this additional loss term for the training of P-tuning v2 BERT on RTE and CB. In these specific cases, we observe a notable rise in accuracy when adding the contrastive term to training with data augmentation, especially with EDA. This signals how such methods may be key to getting good performance using DA with prefix tuning.

5 Conclusion

We reveal how when limited training data is available, data augmentation can provide crucial improvements in accuracy when training classification models using prefix tuning. The benefits are, however, not universal. We also demonstrated how prefix tuning has difficulty learning sentence representations of augmented data and how it struggles attaining good performance on heavily altered augmented data. We further showed that contrastive learning can be a solution to these issues, and suggested that more work be done to find similar methods that can be more generalizable.

References

- Ateret Anaby-Tavor, Boaz Carmeli, Esther Goldbraich, Amir Kantor, George Kour, Segev Shlomov, N. Tepper, and Naama Zwerdling. 2020. Do not have enough data? deep learning to the rescue! In *AAAI*.
- Roy Bar Haim, Ido Dagan, Bill Dolan, Lisa Ferro, Danilo Giampiccolo, Bernardo Magnini, and Idan Szpektor. 2006. The second PASCAL recognising textual entailment challenge.
- Yoshua Bengio, Yann Lecun, and Geoffrey Hinton. 2021. [Deep learning for ai](#). *Commun. ACM*, 64(7):58–65.
- Luisa Bentivogli, Ido Dagan, Hoa Trang Dang, Danilo Giampiccolo, and Bernardo Magnini. 2009. The fifth PASCAL recognizing textual entailment challenge.
- Ido Dagan, Oren Glickman, and Bernardo Magnini. 2006. The PASCAL recognising textual entailment challenge. In *Machine learning challenges. evaluating predictive uncertainty, visual object classification, and recognising textual entailment*, pages 177–190.
- Marie-Catherine De Marneffe, Mandy Simons, and Judith Tonhauser. 2019. The CommitmentBank: Investigating projection in naturally occurring discourse.
- Jacob Devlin, Ming-Wei Chang, Kenton Lee, and Kristina Toutanova. 2019. BERT: Pre-training of deep bidirectional transformers for language understanding. In *ACL*.
- Alexander R. Fabbri, Simeng Han, Haoyuan Li, Haoran Li, Marjan Ghazvininejad, Shafiq Joty, Dragomir Radev, and Yashar Mehdad. 2020. [Improving zero and few-shot abstractive summarization with intermediate fine-tuning and data augmentation](#).
- Steven Y. Feng, Varun Gangal, Jason Wei, Sarath Chandar, Soroush Vosoughi, Teruko Mitamura, and Edward H. Hovy. 2021. [A survey of data augmentation approaches for nlp](#). In *ACL/IJCNLP (Findings)*, pages 968–988.
- Siddhant Garg and Goutham Ramakrishnan. 2020. [BAE: BERT-based adversarial examples for text classification](#). In *Proceedings of the 2020 Conference on Empirical Methods in Natural Language Processing (EMNLP)*. Association for Computational Linguistics.
- Danilo Giampiccolo, Bernardo Magnini, Ido Dagan, and Bill Dolan. 2007. The third PASCAL recognizing textual entailment challenge. In *Proceedings of the ACL-PASCAL workshop on textual entailment and paraphrasing*, pages 1–9. Association for Computational Linguistics.
- Hongyu Guo. 2020. Nonlinear mixup: Out-of-manifold data augmentation for text classification. In *AAAI*.
- Hongyu Guo, Yongyi Mao, and Richong Zhang. 2019a. Augmenting data with mixup for sentence classification: An empirical study. *ArXiv*, abs/1905.08941.
- Hongyu Guo, Yongyi Mao, and Richong Zhang. 2019b. Mixup as locally linear out-of-manifold regularization. In *AAAI*.
- Hector J Levesque, Ernest Davis, and Leora Morgenstern. 2011. The Winograd schema challenge. In *AAAI Spring Symposium: Logical Formalizations of Commonsense Reasoning*, volume 46, page 47.
- Xiang Lisa Li and Percy Liang. 2021. [Prefix-tuning: Optimizing continuous prompts for generation](#).
- Xiao Liu, Kaixuan Ji, Yicheng Fu, Zhengxiao Du, Zhilin Yang, and Jie Tang. 2021. [P-tuning v2: Prompt tuning can be comparable to fine-tuning universally across scales and tasks](#). *CoRR*, abs/2110.07602.
- Yinhan Liu, Myle Ott, Naman Goyal, Jingfei Du, Mandar Joshi, Danqi Chen, Omer Levy, Mike Lewis, Luke Zettlemoyer, and Veselin Stoyanov. 2019. [Roberta: A robustly optimized bert pretraining approach](#).
- Shayne Longpre, Yu Wang, and Chris DuBois. 2020. [How effective is task-agnostic data augmentation for pretrained transformers?](#) In *EMNLP (Findings)*, pages 4401–4411.
- Ilya Loshchilov and Frank Hutter. 2019. [Decoupled weight decay regularization](#). In *International Conference on Learning Representations*.
- Marius Mosbach, Maksym Andriushchenko, and Dietrich Klakow. 2021. [On the stability of fine-tuning {bert}: Misconceptions, explanations, and strong baselines](#). In *International Conference on Learning Representations*.
- Itsuki Okimura, Machel Reid, Makoto Kawano, and Yutaka Matsuo. 2022. [On the impact of data augmentation on downstream performance in natural language processing](#). In *Proceedings of the Third Workshop on Insights from Negative Results in NLP*, pages 88–93, Dublin, Ireland. Association for Computational Linguistics.
- Aaron van den Oord, Yazhe Li, and Oriol Vinyals. 2018. [Representation learning with contrastive predictive coding](#).
- Guanghui Qin and Jason Eisner. 2021. [Learning how to ask: Querying lms with mixtures of soft prompts](#).
- Alec Radford, Jeff Wu, Rewon Child, David Luan, Dario Amodei, and Ilya Sutskever. 2019. Language models are unsupervised multitask learners.

- Melissa Roemmele, Cosmin Adrian Bejan, and Andrew S. Gordon. 2011. Choice of plausible alternatives: An evaluation of commonsense causal reasoning. In *2011 AAAI Spring Symposium Series*.
- Rico Sennrich, Barry Haddow, and Alexandra Birch. 2016. Improving neural machine translation models with monolingual data. In *Proceedings of the 54th Annual Meeting of the Association for Computational Linguistics (Volume 1: Long Papers)*, pages 86–96, Berlin, Germany. Association for Computational Linguistics.
- Richard Socher, Alex Perelygin, Jean Wu, Jason Chuang, Christopher Manning, Andrew Ng, and Christopher Potts. 2013. Parsing With Compositional Vector Grammars. In *EMNLP*.
- Jörg Tiedemann. 2020. The Tatoeba Translation Challenge – Realistic data sets for low resource and multilingual MT. In *Proceedings of the Fifth Conference on Machine Translation*, pages 1174–1182, Online. Association for Computational Linguistics.
- Laurens van der Maaten and Geoffrey Hinton. 2008. Visualizing data using t-sne. *Journal of Machine Learning Research*, 9(86):2579–2605.
- Alex Wang, Yada Pruksachatkun, Nikita Nangia, Amanpreet Singh, Julian Michael, Felix Hill, Omer Levy, and Samuel R. Bowman. 2019. SuperGLUE: A stickier benchmark for general-purpose language understanding systems. *arXiv preprint 1905.00537*.
- Jason Wei and Kai Zou. 2019. EDA: Easy data augmentation techniques for boosting performance on text classification tasks. In *Proceedings of the 2019 Conference on Empirical Methods in Natural Language Processing and the 9th International Joint Conference on Natural Language Processing (EMNLP-IJCNLP)*, pages 6383–6389.
- Yandong Wen, Kaipeng Zhang, Zhifeng Li, and Yu Qiao. 2016. A discriminative feature learning approach for deep face recognition. In *ECCV*.
- Thomas Wolf, Lysandre Debut, Victor Sanh, Julien Chaumond, Clement Delangue, Anthony Moi, Pierric Cistac, Tim Rault, Rémi Louf, Morgan Funtowicz, Joe Davison, Sam Shleifer, Patrick von Platen, Clara Ma, Yacine Jernite, Julien Plu, Canwen Xu, Teven Le Scao, Sylvain Gugger, Mariama Drame, Quentin Lhoest, and Alexander M. Rush. 2019. Huggingface’s transformers: State-of-the-art natural language processing.
- Manzil Zaheer, Guru Guruganesh, Kumar Avinava Dubey, Joshua Ainslie, Chris Alberti, Santiago Ontanon, Philip Pham, Anirudh Ravula, Qifan Wang, Li Yang, and Amr Ahmed. 2020. Big bird: Transformers for longer sequences. In *NeurIPS*, pages 17283–17297. Curran Associates, Inc.
- Hongyi Zhang, Moustapha Cisse, Yann N. Dauphin, and David Lopez-Paz. 2018. mixup: Beyond empirical risk minimization. In *International Conference on Learning Representations*.

A P-tuning v2 Background

P-tuning v2 Liu et al. (2021) works by adding prompts of length p tokens to all layers of the language model in the form of sequences of continuous prefix tokens. These continuous embeddings, represented by the vector $H_m = [h_0, \dots, h_p]$ where each $h_i \in \mathbb{R}^d$ has the dimensionality of token embeddings d for each layer m in the transformer-based model, are prefixed to the embeddings of each transformer layer $E_m = [E_{CLS}, E_1, \dots, E_n]$ where n is the max sequence length. Thus, each layer of the language model can attend over prompts independently. The overall language model’s parameters remain frozen during training, with only the parameters of the prefixes and linear head for the classification layer getting optimized. The prefixes can optionally be passed into a reparameterization encoder such as an MLP (Li and Liang, 2021), but this is not always effective (performance is dataset dependant) and so we only selectively apply this in certain cases where we find it improves performance as in Liu et al. (2021).

B Data Augmentation Settings

In this section, we describe the details behind our approach to data augmentation, the specific setups for augmenting the data, and any specific settings need to replicate our results.

EDA: We apply a combination of the synonym replacement, random swap, random insertion, and random deletion operations to a certain percentage of the words in a sentence to generate multiple augmented sentences per original sentence. For the amount of augmented sentences generated, and the percentage of words affected, we follow the recommended usage guidelines laid out by Wei and Zou (2019) which are dependant on the size of the training set. 16 augmented sentences per original are generated for the smallest datasets; CB, COPA, WSC, and the downsampled SST-2 since they only contain a few hundred training samples. The percentage of words in the original text affected for each of the 4 operations is 5% ($\alpha = 0.05$). 8 sentences are generated per original for the RTE training set, with the same percentage of words being affected as the aforementioned datasets.

BT: BT is able to largely maintain sentence coherency while introducing some linguistic variation through the inherent noisiness in the process of decoding a translation. For our implementation, we

back-translate the sentences using a series of English to a target language and target language to English translation models for 4 common languages: French, Spanish, German, and Chinese. The specific models we use are the Helsinki NLP Opus translation modules (Tiedemann, 2020). These languages are chosen due to the substantial amount of parallel corpora available for training the respective language models, which yields higher quality translations that are better able preserve the semantics of the original sentence while still introducing some diversity. Neural machine translation models for lower resource languages like Swahili are more likely to introduce a significant amount of noise into the translations and increase the chance of the original meaning being corrupted.

Mixup: Inspired by Mixup in image classification (Zhang et al., 2018; Guo et al., 2019b), where random pairs of input images and their labels are linearly interpolated to help generated synthetic images, Mixup can be similarly applied over embeddings for text. As in Guo et al. (2019a), we adapt Mixup for text classification by interpolating on sentence embeddings (senMixup). In a mini batch of size N , we take the same number of random pairs of inputs texts, and interpolate over the d -dimensional (768 in the case of BERT-base and 1024 for RoBERTa-large) classification ([CLS]) tokens of the final hidden layer of the transformer encoder produced after each of the inputs is fed into transformer. The interpolated token is then passed into a fully connected layer to generate the final softmax prediction vector, as is standard for using transformers for sequence classification tasks. The interpolation for a given pair [CLS] token pair (x^i, x^j) with corresponding one hot label vectors (y^i, y^j) , for inputs i and j is conducted as follows,

$$\tilde{x}^{ij} = \lambda x^i + (1 - \lambda)x^j, \quad (1)$$

$$\tilde{y}^{ij} = \lambda y^i + (1 - \lambda)y^j, \quad (2)$$

which results in interpolated vectors \tilde{x}^{ij} and \tilde{y}^{ij} . Mixup is parameterized by mixing-ratio λ , which is different for every pair, and is obtained by sampling from the $Beta(\alpha, \alpha)$ distribution with the hyperparameter $\alpha = 1.0$, corresponding to a uniform distribution. This was the recommended setting in Guo et al. (2019a) and consequently we use this value for our experiments. Mixup is done in a similar manner for prefix tuning, except we use the pooled version of the classification token (i.e.

one that has gone through a linear layer and tanh activation).

Procedure for SuperGLUE: For simplicity, since each of these datasets use multiple input sentences/words per training sample (e.g. premise and hypothesis), we apply data augmentation over the primary (first) input for each dataset, which is the premise for RTE, CB, and COPA, and the full sentence for WSC. Mixup is excepted since it uses the CLS tokens of the fully encoded inputs.

C Detailed Settings and Hyperparameters

The hyperparameters for our models are detailed in this section, along with our training settings. As performance is very inconsistent when training transformer-based models under limited data, the ideal hyperparameters for each type of model were tuned very carefully in a manual fashion based on the recommendations in Mosbach et al. (2021) to achieve stable, high performance with fine-tuning. Likewise, we generally stick to similar hyperparameters used in Liu et al. (2021) for the training P-tuning v2 on the SuperGLUE datasets since the authors manage to achieve great results with their settings, although we still require tuning in most cases as our methods differ from their original scope.

The general settings across all the models and datasets include the tokenizer max sequence length being set to 128 tokens. We use an AdamW optimizer (Loshchilov and Hutter, 2019) for all experiments, with a linear scheduler with warmup. For the BERT models we use a gradient clipping value of 1.0. We generally choose learning rates from 1e-5 to 5e-5, and batch sizes between 16 or 32. We train each of the models using NVIDIA RTX-3090 GPUs (24GB) with our implementation being based on HuggingFace Transformers (Wolf et al., 2019).

C.0.1 Fine-tuning Settings

The settings specific to the fine-tuned models are as follows: across all fine-tuned models we use a warmup rate of 10%. For BERT we vary the learning rate from 1e-5 and 5e-5 depending on dataset. CB uses 5e-5 for example, though the ideal for the other datasets can vary with 2e-5 for SST-2. The best batch size varies between 16 and 32, though generally a value of 16 performs better. For RoBERTa we use a consistent learning rate

of $1e-5$ and a batch size of 16 to achieve stable performance across all datasets and augmentation methods. The number of training epochs we choose is dependant on when the model begins to converge. For EDA this generally falls within 2-4 epochs for all datasets, while for BT it is 4-8. For Mixup and regular training, training epochs are in the range of 8-12, though RTE generally only needs 5-7 epochs.

C.0.2 P-tuning v2 Settings

The ideal hyperparameters for P-tuning v2 strongly vary between the chosen dataset, augmentation method, and model-type, so to save space we only include the ranges over which tune the hyperparameters. We generally keep learning rates between $5e-3$ to $5e-2$, with the augmentation methods usually requiring lower rates from $7e-3$ to $1e-2$. The unaugmented models work best between $1e-2$ to $5e-2$. The ideal batch size is primarily 16. The prefix sequence lengths are kept short, usually between 8 to 32. Prefix reparameterization is used only on CB and SST-2. The hidden dropout probability is consistently set at 0.1. Similarly the prefix hidden size is kept consistent at 512. We do not use warmup for the prefix models. The number of training epochs to set generally falls within 15-25 for EDA, 25-50 for BT, and for Mixup and regular training 50-120, with the exact number depending on when the model converges to 100% training accuracy.

D t-SNE representations on CB

In Section 4.2, we conduct an qualitative analysis over the sentence representations learned by prefix tuning and find that that style of training struggles with learning proper augmented data representations. We further corroborate our previous findings by displaying a similar pattern on the CB dataset. We show how it is not something unique to prefix tuning RoBERTa, but also that BERT reveals similar patterns. Figure 2, shows the t-SNE latent space sentence embedding visualizations for fine-tuning BERT and RoBERTa along with the P-tuning v2 equivalents for both models. We can see how BERT and RoBERTa both behave similarly to what we remarked with RTE with its more jumbled representations of augmented data compared to their fine-tuning counterparts (which are able to separate different class clusters more distinctly). On CB we should see 3 distinct clusters with 2 big ones (for the majority classes) and one small one for the minority class, and although we see this pattern for

the clean data, the augmented data does not display this kind of pattern.

E Contrastive Loss Details

When conducting our contrastive loss experiments, we use a modified version of *NT-Xent Loss* from Oord et al. (2018). More specifically, given a mini batch of size N , we generate an i th positive pair $A_i = (a_i, \hat{a}_i)$ out of N , by randomly sampling two inputs with the same class label and using their [CLS] representations. We generate a negative pair $B_i = (b_i, \hat{b}_i)$ in the same manner where the two randomly sampled inputs do not have the same class label. These two pairs are used in the following equation for the contrastive loss.

$$\mathcal{L} = -\frac{1}{N} \sum_{i=1}^N \log \frac{e^{\text{sim}(a_i, \hat{a}_i)/\tau}}{e^{\text{sim}(a_i, \hat{a}_i)/\tau} + e^{\text{sim}(b_i, \hat{b}_i)/\tau}}, \quad (3)$$

where $\text{sim}()$ is a similarity measure for the representations, for which we use cosine similarity in our experiments. We use only one negative pair for simplicity and we find that using a high temperature parameter τ of 0.99 gives the best results.

F Contrastive Loss Representations

Figure 3 shows how adding the contrastive loss term not only helps the accuracy of augmenting P-tuning v2 BERT on RTE with BT, but that it learns representations for augmented validation data that are not as disorderly as only using regular cross entropy loss, showing how the method can help induce prefix tuning to learn more useful representations for augmented data. Our contrastive method is rather simple, and not particularly well suited for supervised learning. We think that exploring more suitable loss functions like Center Loss (Wen et al., 2016) might show even more promising results, which future work can explore.

G Related Work

A wide range of data augmentation techniques are used in NLP. Some general types of methods include rule-based techniques that use predetermined, rule-based transformations like synonym replacement that are not dependant on any model architecture (Feng et al., 2021). Example methods include EDA. Model-based techniques utilize language modelling to generate new data through means

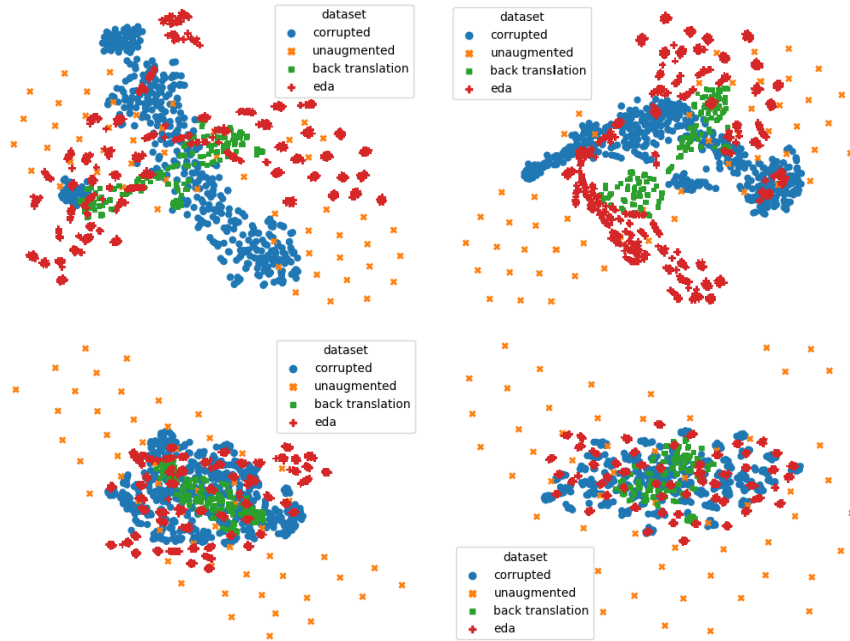


Figure 2: t-SNE latent space sentence embedding visualizations between fine-tuning BERT and RoBERTa (top row) and P-tuning v2 BERT and RoBERTa (bottom row) on the CB dataset. Similar to figure 1, the representations shown are generated from training on clean data and then testing on augmented validation data.




Figure 3: t-SNE latent space sentence embedding visualizations between P-tuning v2 BERT with and without the contrastive loss term on the RTE dataset. The representations shown are generated from training on the back translated augmented data and then testing on augmented validation data. L

like seq2seq translation models as in back translation (Sennrich et al., 2016), masked language modelling using transformers on randomly masked inputs (Garg and Ramakrishnan, 2020), or using generative models like GPT-2 as in Anaby-Tavor et al. (2020) where a label-conditioned generation model is obtained by fine-tuning GPT-2 (Radford et al., 2019).

Despite widespread use in computer vision, data augmentation is not as commonly used in the training of NLP models, largely due to the discrete nature of language making it difficult to apply perturbations without compromising the meaning, and the inconsistency in performance of different techniques (Feng et al., 2021). The effectiveness of data augmentation on fine-tuned models has been studied previously. (Longpre et al., 2020) detail how BT and EDA could not generate consistent benefits on classification tasks with transformer-based models. Similarly, (Okimura et al., 2022) expand this previous study and test the impact of 12 different data augmentation methods and find little benefit when training on datasets with thousands of examples, but that there is some improvement in performance with very limited data (only a few hundred training cases). Our study conducts a similar examination on the effectiveness of data augmentation with pretrained models, however we focus on prefix tuning, and we inspect how the properties of prefix tuning under data augmentation differ from fine-tuning and what practical effect this has.