

# Self-Supervised Learning for Biologically-Inspired Place Representation Generalization across Appearance Changes

Mohamed Adel Musallam

mohamed.ali@uni.lu

Vincent Gaudillière

vincent.gaudilliere@uni.lu

Djamila Aouada

djamila.aouada@uni.lu

SnT, University of Luxembourg

## Abstract

Visual place recognition is a key to unlocking spatial navigation for animals, humans and robots. From a biological perspective, research in neuroscience has shown that place recognition ability presupposes abstracting mental representations of places so that they can generalize to unseen conditions. Inspired by that, we investigate learning features that are insensitive to appearance modifications while sensitive to geometric transformations in a self-supervised manner. That dual-purpose training is made possible by combining the two self-supervision main paradigms, i.e. contrastive and predictive learning. Our results on standard benchmarks reveal that jointly learning such appearance-invariant and geometry-equivariant image descriptors leads to competitive visual place recognition results across adverse seasonal and illumination conditions, without requiring any human-annotated labels<sup>1</sup>

## 1. Introduction

Visual Place Recognition (VPR) is central for localizing - i.e. estimating the pose of - a camera in a scene [18, 34], with applications ranging from autonomous driving to augmented reality. In practice, VPR is most often framed as an image retrieval task in which the goal is, given a *query* image, to retrieve one or several images depicting the same place - likely under different appearance - from a *reference* database [24]. Appearance variations can be caused by a variety of factors including changes in viewpoint, presence of occluding and/or dynamic objects and changes in seasonal, illumination or weather conditions. Therefore, reproducing the human ability to recognize places under different environmental conditions is essential for enabling the deployment of autonomous vehicles and robots.

Research in neuroscience has shown that biological in-

<sup>1</sup>This work was funded by the Luxembourg National Research Fund (FNR), under the project reference BRIDGES2020/IS/14755859/MEET-A/Aouada, and by LMO (<https://www.lmo.space>).

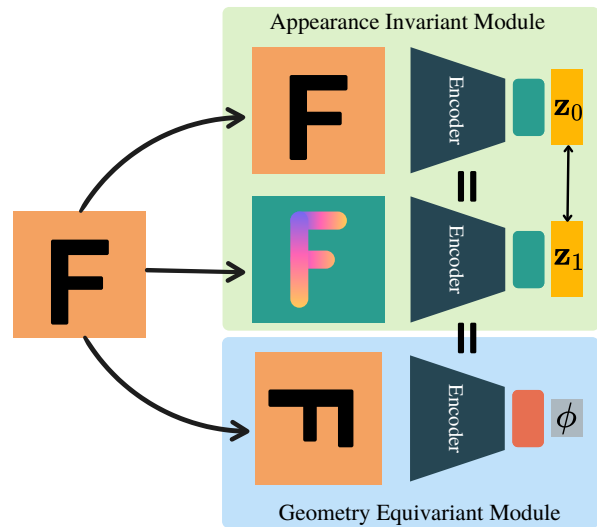


Figure 1. **ACM-Net Training Strategy:** Three views are generated from an input image. The Appearance Invariant Module in green (top) maps the original and appearance-augmented views into close representation vectors  $\{z_0, z_1\}$ . The Geometry Equivariant Module in blue (bottom) predicts the transformation  $\phi$  applied between the original and third views.

telligence in place recognition lies on a strong ability to create abstract representations of observed places so that they can be foreseen and recognized under different circumstances [50]. At the root of such mechanism are mental representations of places called *cognitive maps* [24]. In particular, a key role of cognitive maps is to facilitate generalization of sparse knowledge (e.g., a place seen only during day-time) to novel experiences (e.g., night-time) [50]. Therefore, this generalization capability requires achieving a sufficient level of abstraction in the place representation so that it is not required to be re-learned from scratch when non-critical visual information changes [50].

State-of-the-art VPR methods have focused on achieving invariance to both environmental conditions and viewpoint

changes in image representations, the latter being for recognizing places observed under unprecedented angles [10,23]. However, we argue that such viewpoint invariance may be detrimental in the process of distinguishing between different places. Moreover, recent research [7,29,49] have shown that inducing equivariance, of which invariance is a special case, in image representations may be more beneficial than seeking *only* invariance.

Unlike supervised learning techniques that eventually end up learning shortcuts from a finite set of labelled data [13] and therefore hardly generalize to unseen conditions, Self-Supervised Learning (SSL) strategies are closer to the human way of learning [22]. In practice, they are designed to obtain image representations that are invariant and/or equivariant to given image transformations without requiring any type of manual annotation. While only a few works have investigated SSL for VPR [11,41], we herein propose to combine the two main SSL paradigms, *i.e.*, Contrastive (CL) [6] and Predictive (PL) [19] Learning, to obtain image representations that are both invariant to appearance changes and equivariant to geometric transformations. By doing that, our goal is to learn features suitable for visual place recognition under appearance changes.

Inspired by human cognition, we propose ACM-Net, an *Artificial Cognitive Mapping Network* for learning abstract place representations generalizable to unseen conditions. More precisely, we leverage self-supervised learning for addressing the lack of knowledge about testing conditions when training the model on reference images with low appearance variability. The place representation abstraction is achieved by contrastive learning: feeding the model with appearance augmentations and teaching it to bring representations of the same place close to each other. To ensure discriminative representations between different places and regularize the CL-based training, we apply geometric transformations to reference images and use a predictive learning framework to classify the representation based on the applied transformation. Our contributions are two-fold:

- A novel biologically-inspired model for Visual Place Recognition under extreme condition changes, ACM-Net, that leverages both contrastive and predictive self-supervised learning approaches.
- An evaluation confirming the competitiveness of ACM-Net compared to comparable approaches on standard benchmarks featuring different conditions (day/night, weather, seasons), among which the very challenging Alderley Dataset [26].

The rest of the paper is organized as follows. Relevant work on SSL and VPR is reviewed in Section 2. ACM-Net is presented in Section 3, while experimental evaluation demonstrating the validity of our approach is reported in Section 4. Section 5 concludes the paper and presents future works.

## 2. Related Work

### 2.1. Self-Supervised Learning

Self-supervised methods aim at learning visual features from large-scale unlabeled images, which is of particular interest when experiencing a wide variety of unpredictable scenarios and environmental conditions, such as in autonomous driving. To learn visual features from unlabeled data, a pretext task is often designed for the network to solve so that it is trained by optimizing an objective function related to the task [19]. The objective function can be applied on network predictions (predictive learning) or directly in the representation space to constrain its topology (contrastive learning). SSL is therefore a way to provide image representations with some desired properties such as invariance and equivariance to given transformations.

**Predictive Learning.** PL allows for indirectly incorporating inductive biases into image representations based on some subsequent network output [19]. Related pretext tasks range from image colorization [54] to jigsaw puzzle solving [30] and include rotation prediction [14]. In the latter [14], Gidaris *et al.* propose a pretext task consisting in predicting the angle of a 2D rotation applied to an image. Built on the intuition that a network cannot recognize the rotation that was applied to the image if it is not aware of the concept of the depicted object, the learned features are relevant for a downstream image classification task.

**Contrastive Learning.** CL acts directly on image representations by applying a contrastive loss that takes into account cross relations between batch elements. A general framework for contrastive learning of visual representations, named SimCLR [6], has recently been introduced. This simple framework requires neither specialized architectures [2] nor memory banks [27,53]. The method indeed consists first in sampling two different data augmentations from the same family of augmentations. Then each augmentation is applied to an original image to obtain two correlated views. A base encoder and a projection head are then trained using a contrastive loss we also leverage in one branch of ACM-Net, to maximize agreement between representations of these two views and minimize agreement with views originating from different images. Since training convergence of CL models may be difficult to achieve, and thus to regularize the training, ScatSimCLR [20] additionally regresses the augmentation parameters for each view. In ACM-Net, the CL training is regularized by adding a separate PL branch.

**Combining Predictive and Contrastive Learning.** CL aims at inducing invariance to some content-preserving transformations while being distinctive to such content changes. On the other side, PL is mostly used to in-

corporate equivariant inductive biases into representations. While some authors have pointed out the richer information contained in equivariant representations in comparison with invariant ones [7, 49], some others have demonstrated that enforcing the network to be invariant to certain transformations while equivariant to other transformations is more efficient than seeking only one of the two properties [32, 48]. For instance, Winter *et al.* [52] have proposed an AutoEncoder-based framework to learn both rotation-invariant and equivariant representations. Specifically, an encoder maps a rotated image to an invariant latent representation from which the decoder infers the original image without rotation. In parallel, a second branch achieves equivariance by predicting the rotation angle. Similarly, Feng *et al.* [9] propose to learn features insensitive to the rotation of the input picture by separating the features into two parts: one part serving for rotation prediction (equivariant features), and one part on which a contrastive loss is applied to penalize discrepancies originating from different rotations (invariant features). Inspired by these methods, our proposed ACM-Net seeks invariance to appearance augmentations through CL and equivariance to image rotations through PL to be relevant for VPR downstream task.

## 2.2. Self-Supervised Learning for Visual Place Recognition

As mentioned in Section 2.1, SSL seems particularly suitable for VPR due to its natural way to circumvent the lack of labels inherent to unpredictable test-time conditions and scenarios. Despite this, only a few methods have been developed to this day. For instance, Tang *et al.* [41] have proposed to disentangle appearance-related and place-related features using a generative adversarial network with two discriminators. However, this type of method may suffer from unstable training. SeqMatchNet [11] is a CL-based method that leverages sequences of video frames in the contrastive loss to robustify image representations for VPR. This work argues that such sequential information is available in most practical cases, and extending our work to image sequences may be considered in future work.

From a larger perspective, Mithun *et al.* [28] use sets of corresponding images (*i.e.* depicting the same place under different conditions) as an additional form of supervision to improve image representations for VPR. On a closely related topic, Thoma *et al.* [42] propose to relax the hard constraints on geo-tags used for weakly-supervised training of image representations. By contrast with both previous works, we don't use any labels and generate in a self-supervised manner pairs of corresponding images. Venator *et al.* [45] learn appearance-invariant local descriptors through SSL to match query and retrieved images. This can be considered as a post-processing step for our method.

## 3. Proposed ACM-Net

Our main goal is to allow the model to learn features that are robust to extreme appearance changes while meaningful for the VPR task. We are thus interested in abstracting the place representation enough so that it is sensitive to the geometric information characterizing the place depicted in the picture but agnostic on the environmental conditions under which the place is observed. To achieve that, we incorporate invariant and equivariant inductive biases into image representations through self-supervised learning strategies.

### 3.1. Problem Formalization

Following the traditional approach [24], we frame the VPR problem as an image retrieval task, where, given a query image  $\mathbf{q}$  depicting a place  $\mathcal{P}_{\mathbf{q}}$ , a representation *aka* descriptor  $\mathbf{z}_{\mathbf{q}}$  of that image is computed. It is then compared to the descriptors  $\{\mathbf{z}_i\}_{i=1..N_R}$  of reference images  $\{\mathbf{x}_i\}_{i=1..N_R}$ , where  $N_R$  is the size of the reference database. The comparison is done using a given similarity metric (*e.g.*, cosine similarity). That inference stage is illustrated in Figure 2.

During the training, the model has access only to reference images that we assume unlabelled. Moreover, the environmental conditions under which the query image is acquired are not necessarily similar to the ones featured in the reference database, making the problem very challenging, even sometimes for human eyes.

### 3.2. Preliminaries: Invariance & Equivariance

From a formal perspective, given  $\mathcal{G}$  a generic group of transformations and  $\mathbf{g}$  an element of  $\mathcal{G}$ , we denote by  $\phi_{\mathbf{g}}^{(\mathbb{I})}$  and  $\phi_{\mathbf{g}}^{(\mathbb{O})}$ , respectively, the actions of  $\mathbf{g}$  into the input and output spaces of a function  $\mathcal{F} : \mathbb{I} \rightarrow \mathbb{O}$ . Therefore, the following definitions hold:

**Definition 1**  $\mathcal{F}$  is invariant to  $\mathcal{G}$  if and only if

$$\forall \mathbf{g} \in \mathcal{G}, \forall \mathbf{x} \in \mathbb{I}, \quad \mathcal{F}(\phi_{\mathbf{g}}^{(\mathbb{I})} \mathbf{x}) = \mathcal{F}(\mathbf{x}). \quad (1)$$

**Definition 2**  $\mathcal{F}$  is equivariant to  $\mathcal{G}$  if and only if

$$\forall \mathbf{g} \in \mathcal{G}, \forall \mathbf{x} \in \mathbb{I}, \quad \mathcal{F}(\phi_{\mathbf{g}}^{(\mathbb{I})} \mathbf{x}) = \phi_{\mathbf{g}}^{(\mathbb{O})} \mathcal{F}(\mathbf{x}). \quad (2)$$

Note that invariance is a special case of equivariance when  $\phi_{\mathbf{g}}^{(\mathbb{O})} = \mathcal{I}$ , the identity mapping,  $\forall \mathbf{g} \in \mathcal{G}$ .

From a more practical perspective, considering an encoder model  $\mathcal{E}$  for extracting features from an image  $\mathbf{x}$ , we seek invariance to any appearance transformation  $\mathcal{T}_A$ :

$$\forall \mathcal{T}_A, \forall i \in [1; N_R], \quad \mathcal{E}(\mathcal{T}_A \mathbf{x}_i) = \mathcal{E}(\mathbf{x}_i), \quad (3)$$

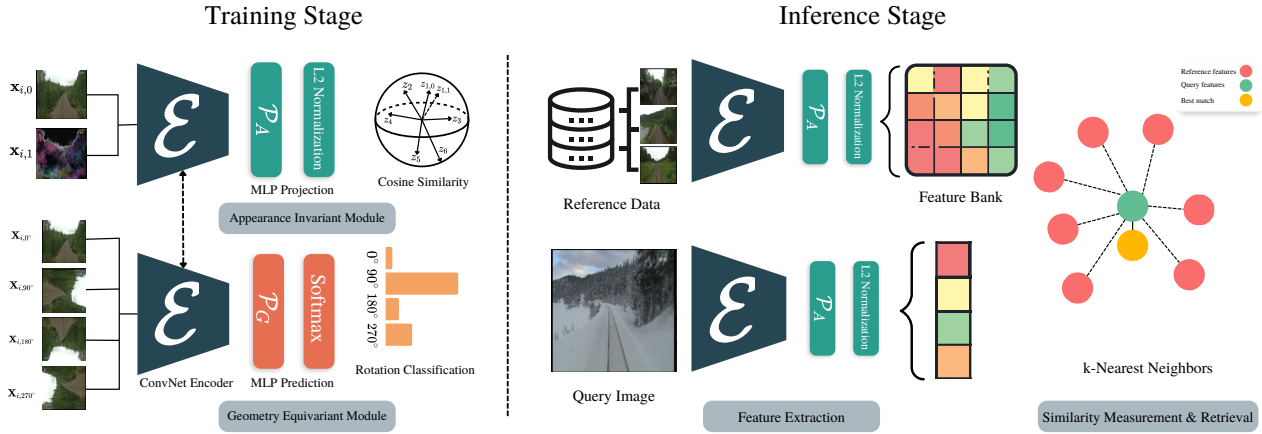


Figure 2. Overview of ACM-Net. **Training Stage:** from an original image  $\mathbf{x}_{1,0}$ , augmented versions with a modified appearance  $\mathbf{x}_{1,1}$  and different orientations ( $\mathbf{x}_{1,0^\circ}$ ,  $\mathbf{x}_{1,90^\circ}$ ,  $\mathbf{x}_{1,180^\circ}$ ,  $\mathbf{x}_{1,270^\circ}$ ) are generated. Representations of the first two images are brought closer thanks to a contrastive learning framework to achieve appearance invariance. In parallel, original and rotated images are passed through a classification network sharing the same encoder to predict the applied transformation and achieve geometric equivariance. Note that our method does not rely on any manual annotation. **Inference Stage:** The representations from query and reference images are compared based on similarity measure then the closest  $k$  reference images constitute the image retrieval output.

and equivariance to the cyclic group  $C_4$  containing image rotations  $R(\cdot)$  of  $0^\circ$ ,  $90^\circ$ ,  $180^\circ$  and  $270^\circ$ :

$$\forall i \in [1; N_R], \quad \mathcal{E}(R(0^\circ)\mathbf{x}_i) = \phi_{R(0^\circ)}\mathcal{E}(\mathbf{x}_i), \quad (4)$$

$$\mathcal{E}(R(90^\circ)\mathbf{x}_i) = \phi_{R(90^\circ)}\mathcal{E}(\mathbf{x}_i), \quad (5)$$

$$\mathcal{E}(R(180^\circ)\mathbf{x}_i) = \phi_{R(180^\circ)}\mathcal{E}(\mathbf{x}_i), \quad (6)$$

$$\text{and } \mathcal{E}(R(270^\circ)\mathbf{x}_i) = \phi_{R(270^\circ)}\mathcal{E}(\mathbf{x}_i), \quad (7)$$

where  $\phi_{R(n^\circ)}$  denotes the action, into the feature space, of the image rotation by  $n^\circ$ .

### 3.3. Model Architecture

Our pipeline exploits both CL for building invariance to appearance changes and PL for building equivariance to geometric image augmentations. This hybrid approach is consistent with the *Equivariant Contrastive Learning* framework [7].

At training time, our model, presented in Figure 2, is composed of two branches sharing the weights of an encoder model  $\mathcal{E}$ . The first branch, denoted *Appearance Invariant Module*, takes as inputs the original image  $\mathbf{x}_i$  and an augmented version with modified appearance  $\mathcal{T}_A\mathbf{x}_i$ , then apply a contrastive learning loss in the representation space to bring the two descriptors closer. The second branch, denoted *Geometry Equivariant Module*, uses rotated versions of the original image  $R(n^\circ)\mathbf{x}_i$  and predicts the angle of the rotation  $n$ .

**Appearance Invariant Module:** The first branch, divided into two sub-branches (see Figure 1), is similar to

SimCLR [6] with shared encoder  $\mathcal{E}$  and MultiLayer Perceptron (MLP)  $\mathcal{P}_A$  mapping between the image domain and the latent representation space where the contrastive loss is applied. Given original images  $\mathbf{x}_i$  along with their augmented views  $\mathcal{T}_A\mathbf{x}_i$ , the weights of the two networks are learned using a contrastive loss. This loss, formalized in Section 3.4, ensures that the descriptor of each view, e.g.,  $\mathcal{E}(\mathcal{P}_A(\mathbf{x}_i))$ , is similar to the descriptor of its corresponding view,  $\mathcal{E}(\mathcal{P}_A(\mathcal{T}_A\mathbf{x}_i))$ , while distant to the other descriptors. The intuition behind this module is to force the encoder model  $\mathcal{E}$  to learn features agnostic on the conditions (e.g. illumination, weather, season) under which the place was initially observed.

**Geometry Equivariant Module:** The second branch is made of the same shared encoder  $\mathcal{E}$  and a prediction MLP  $\mathcal{P}_G$  to classify different rotated versions of the original image  $R(n^\circ)\mathbf{x}$  according to the rotation angle  $n$ . Leveraging a classical cross-entropy loss, the goal of that module is to force the encoder model  $\mathcal{E}$  to learn geometry-aware features that are relevant for place recognition.

**Combined together, the use of the two modules aims at disentangling appearance and geometry of input images in their representation to allow for visual place recognition under appearance changes.**

The architecture used at test time to compute image descriptors is the encoder  $\mathcal{E}$  followed by projector network  $\mathcal{P}_A$  (see Figure 2, right part).



Figure 3. Examples of augmentations leveraged by ACM-Net. Top row (a): an original input batch from Oxford RobotCar v2 dataset, (b) pixel-level augmentations for appearance changes, (c) random rotations applied on the original image.

### 3.4. Model Loss

*Note: in that section, we introduce more specific notations for denoting images and their augmented/rotated versions. We proceed to that adjustment at this point for the sake of correctness and not to bother the reader with cumbersome notations where not needed.*

To guide our model towards both its invariance and equivariance objectives, we use a combination of contrastive and predictive losses.

Given a random batch of  $N$  reference images  $\mathcal{B} = \{\mathbf{x}_{i,0}\}_{i=1..N}$  corresponding to  $N$  different places, we apply one random appearance transformation to each image so that we create  $N$  additional images  $\{\mathbf{x}_{i,1}\}_{i=1..N}$ . These  $2N$  images constitute the contrastive batch  $\mathcal{B}_C = \{\mathbf{x}_{i,j}\}_{i=1..N,j \in \{0,1\}}$  that is fed into the Appearance Invariant Module. Furthermore, we also apply rotations of  $0^\circ$ ,  $90^\circ$ ,  $180^\circ$  and  $270^\circ$  to each original image so that we create the predictive batch of  $4N$  images  $\mathcal{B}_P = \{\mathbf{x}_{i,j^\circ}\}_{i=1..N,j \in \Theta_4}$ , where  $\Theta_4 = \{0, 90, 180, 270\}$ .  $\mathcal{B}_P$  is fed into the Geometry Equivariant Module.

**Contrastive loss.** The contrastive batch  $\mathcal{B}_C$  contains  $N$  positive pairs of images  $(\mathbf{x}_{i,0}, \mathbf{x}_{i,1})$  depicting the same place, the rest being negative pairs corresponding to different places. We use NT-Xent loss [6] that leverages positive samples and is based on the cosine similarities between the obtained image representations  $\mathbf{z}_{..} = \mathcal{P}_A(\mathcal{E}(\mathbf{x}_{..}))$ , expressed as

$$s(\mathbf{z}_{i,j}, \mathbf{z}_{k,l}) = \frac{\mathbf{z}_{i,j} \cdot \mathbf{z}_{k,l}}{\|\mathbf{z}_{i,j}\| \|\mathbf{z}_{k,l}\|}, \quad (8)$$

where  $\cdot$  is the dot product.

Specifically, the contrastive loss is defined as

$$\mathcal{L}_C = \frac{1}{2N} \sum_{i=1}^N \ell_{0 \rightarrow 1}(i) + \ell_{1 \rightarrow 0}(i), \quad (9)$$

where

$$\ell_{a \rightarrow b}(i) = -\log \frac{\exp(s(\mathbf{z}_{i,a}, \mathbf{z}_{i,b})/\tau)}{\sum_{k=1}^N \mathbb{1}_{k \neq i} \sum_{j=0}^1 \exp(s(\mathbf{z}_{i,a}, \mathbf{z}_{k,j})/\tau)}, \quad (10)$$

with  $\tau$  denoting a temperature parameter that controls the strength of penalties on pairs of non-corresponding images [46] and  $\mathbb{1}_{k \neq i}$  being equal to 1 if  $k \neq i$ , and 0 otherwise.

The contrastive loss aims at making representations of the same place under different conditions similar to each other, while forcing representations of different places to be different.

**Predictive loss.** The predictive batch  $\mathcal{B}_P$  contains four rotated views of each place. The task of this branch is to predict the rotation angle for each of the  $4N$  pictures. We frame that as a classification problem with 4 classes corresponding to  $0^\circ$ ,  $90^\circ$ ,  $180^\circ$  and  $270^\circ$  rotation angles. The predictive loss is therefore the standard cross-entropy loss:

$$\mathcal{L}_P = - \sum_{i=1}^N \sum_{j \in \Theta_4} c(\mathbf{x}_{i,j}) \cdot \log(\tilde{\mathbf{z}}_{i,j}), \quad (11)$$

where  $\tilde{\mathbf{z}}_{i,j} = \text{Softmax}(\mathcal{P}_G(\mathcal{E}(\mathbf{x}_{i,j}))) \in \mathbb{R}^4$  is the prediction,  $\log()$  the element-wise natural logarithm,  $\cdot$  the dot product and  $c(\mathbf{x}_{i,j}) \in \mathbb{R}^4$  the groundtruth with elements

Data Augmentation Type	Probability
Planckian Jitter	0.8
Color Jiggle	0.5
Plasma Brightness	0.5
Plasma Contrast	0.3
Gray scale	0.3
Box Blur	0.5
Channel Shuffle	0.5
Motion Blur	0.3
Solarize	0.5

Table 1. List of data augmentations applied to the images on-the-fly during training. We also set a probability for each one of them.

equal to 0 except the  $n$ th element equal to 1 if the true rotation is  $(n - 1) \times 90^\circ$ .

**Overall loss.** The final loss is the combination of the contrastive loss for appearance invariance and predictive loss for geometry equivariance:

$$\mathcal{L} = \mathcal{L}_C + \lambda \cdot \mathcal{L}_P, \quad (12)$$

where  $\lambda$  is a weighting factor to balance the two losses.

## 4. Experimental Evaluation

### 4.1. Datasets

**The Nordland dataset** [39] records a 728 km long train journey connecting the cities of Trondheim and Bodø in Norway. It contains four long traversals, once per season, with diverse visual conditions. The dataset has 35768 images per season with one-to-one correspondences between them. We follow the dataset partition proposed by Olid *et al.* [31] with test set made of 3450 photos from each season.

**The Alderley dataset** [26] records an 8 km travel along the suburb of Alderley in Brisbane (Australia). The dataset contains two sequences: the first one was recorded during a clear morning, while the second one was collected on a stormy night with low visibility, which makes it a very challenging benchmark. The dataset contains 14607 images for each sequence and each place have 2 images. We train our approach on the day sequence and test on the night sequence.

**The Oxford RobotCar Seasons v2 dataset** [43] is based on the RobotCar dataset [25], which depicts the city of Oxford, UK. It contains images acquired from three cameras mounted on a car. There are 10 sequences corresponding to 10 different traversals carried out under very different weather and seasonal conditions. The rear camera images of the *overcast-reference* traversal (6954 images) are used as a basis for reference training images, to which we add 1906 rear camera images from other traversals following the v2 train/test split. These additional images cover different

Method	Nordland Summer/Winter		
	R@1	R@5	R@10
NetVLAD [1]	7.7	13.7	17.7
SFRS [12]	18.8	32.8	39.8
SuperGlue [37]	29.1	33.5	34.3
DELG [4]	51.3	66.8	69.8
Patch-NetVLAD [15]	46.4	58.0	60.4
TransVPR [47]	<b>58.8</b>	<b>75.0</b>	78.7
ACM-Net (Ours)	<i>53.0</i>	<i>73.8</i>	<b>80.2</b>

Table 2. Quantitative results on Nordland dataset. Best results are in **bold**. Second best results are in *italic*.

Method	Alderley Day/Night
NetVLAD [1]	15.8
AFD [40]	21.0
Seqslam [26]	9.90
CIM [8]	7.82
ACM-Net (Ours)	<b>25.2</b>

Table 3. Quantitative results on Alderley dataset. Best result is in **bold**.

environmental conditions but only a subset of places (not full traversals). The test set contains 1872 images from all traversals except *overcast-reference*, without overlap with training images.

### 4.2. Evaluation

The evaluation on both Nordland and Alderley datasets uses the recall R@N measure, which consists in the proportion of successfully localized query images when considering the first  $N$  retrievals. If at least one of the top  $N$  reference images is within a tolerance window around the query’s ground truth correspondence, the query image is deemed successfully localized. The tolerance window is set to two frames distant from the query before and after, so that the window contains 5 pictures. Following the common approach for NordLand [3, 15, 16], images of the winter sequence are used as queries, while the summer sequence is used as reference.

For RobotCar-Seasons v2, we follow Patch-NetVLAD [15] approach and utilize the 6-DoF pose of the best-matched reference picture as prediction of the query’s pose. Since we don’t compute any pose, our image retrieval method is not comparable with pose estimation methods such as MegLOC [33]. To evaluate our approach on this dataset, we submitted our results to the Visual Localization benchmark<sup>2</sup>.

<sup>2</sup><https://www.visuallocalization.net>

### 4.3. Implementation details

**Encoder model  $\mathcal{E}$ .** We use ResNet50 [17] as the backbone, with pre-training on ImageNet using the Timm library [51]. The last classification layer is discarded so that the model is only used for the feature extraction.

**Rotation predictor  $\mathcal{P}_G$ .** We use a simple 1-layer perceptron with layer normalization and ReLU activation.

**Projector  $\mathcal{P}_A$ .** We use a simple 1-layer perceptron with batch normalizations and ReLU activation. The dimension of the output (*i.e.*, image descriptor) is 1024.

**Data augmentation.** We use the Kornia [36] library for self-supervised data augmentation. The list of pixel-level augmentations for appearance modification is provided in Table 1. Examples of such augmentations are provided in Figure 3.

**Model training.** The model is trained for 1000 epochs using Adam optimizer [21] and a batch size of 64. Although contrastive learning usually requires larger batch size [5], using Adam optimizer allowed us to obtain good results with a smaller batch size. A learning rate of 0.003 had the best performance with this optimizer. The temperature parameter  $\tau$  is set to 0.01 and the loss factor  $\lambda$  is set to 1 in our experiments.

**Inference.** Prior to the inference stage, we pass the set of reference images to the Appearance Invariant Module of the trained model:  $\mathcal{E} \rightarrow \mathcal{P}_A \rightarrow L2$ -normalization and thus build a reference descriptor bank. A k-Nearest Neighbor search based on cosine similarity to find the closest references to the query image.

### 4.4. Results

Tables 2, 3 and 4 show the results of ACM-Net along with other approaches on the three previously described datasets: partitioned Nordland, Alderley Day/Night and RobotCar-Seasons datasets.

The results demonstrate that our method outperforms by a large margin standard baselines such as NetVLAD [1] and even local feature-based methods such as SuperGlue [37]. It outperforms Patch-NetVLAD [15] on Nordland dataset (Table 2) and competes with it on Robotcar Seasons v2 (Table 4), despite the fact that Patch-NetVLAD leverages multi-scale descriptors whereas we rely on a single global descriptor. Only the transformer-based architecture TransVPR [47] presents higher performance than us. Indeed, our model is based on simple ConvNet and MLP elements that can be upgraded to improve the performance. Finally, it is worth noting that we achieve state-of-the-art results on the very challenging Alderley dataset (Table 3).




Figure 4. Visual Grad-CAM activation of input query winter image, along with retrieved summer image from the Nordland dataset.

Qualitative results are presented in Figure 4 (Nordland dataset), 5 (Alderley) and 6 (Robotcar Seasons v2). One can see examples of queries and best retrieved images, along with Grad-CAM [38] activations. These visualizations demonstrate that ACM-Net, even if trained without any labels, was able to learn features meaningful for outdoor localization tasks such as skylines for instance.

We focused our study on learning global visual representation that is robust to appearance changes and suitable for VPR. Our results demonstrate that it is possible to learn a model relying on contrastive self-supervision for robustness to appearance changes and being able to perceive the geometric structure of the input image by enforcing geometric prediction.

### 4.5. Discussion on potential limitations

Global image descriptors are usually less robust to view-point variations but more robust to condition changes than local descriptors [24]. In our method, we make the representation even more robust to condition variations so that extreme cases, such as those depicted in Nordland or Alderley datasets, can be overcome. However, directly using our

m deg	day conditions							night conditions	
	dawn	dusk	OC-summer	OC-winter	rain	snow	sun	night	night-rain
	.25 / .50 / 5.0 2 / 5 / 10	.25 / .50 / 5.0 2 / 5 / 10	.25 / .50 / 5.0 2 / 5 / 10	.25 / .50 / 5.0 2 / 5 / 10	.25 / .50 / 5.0 2 / 5 / 10	.25 / .50 / 5.0 2 / 5 / 10	.25 / .50 / 5.0 2 / 5 / 10	.25 / .50 / 5.0 2 / 5 / 10	.25 / .50 / 5.0 2 / 5 / 10
AP-GEM [35]	1.4 / 14.2 / 65.9	9.6 / 29.4 / 82.9	2.4 / 19.1 / 80.5	3.6 / 20.3 / 78.1	4.4 / 21.5 / 86.0	4.5 / 15.8 / 75.9	1.8 / 7.5 / 58.2	0.0 / 0.2 / 6.8	0.1 / 1.2 / 15.8
DenseVLAD [44]	4.5 / 24.3 / 79.6	12.5 / 38.9 / 89.1	3.8 / 27.4 / 90.8	4.1 / 27.1 / 85.6	5.4 / 29.0 / 91.4	6.7 / 25.5 / 85.1	3.2 / 11.0 / 67.1	<b>1.4</b> / 2.7 / 23.2	0.6 / 5.2 / 29.8
NetVLAD [1]	2.2 / 16.8 / 73.3	11.4 / 31.0 / 85.9	3.2 / 21.5 / 90.9	4.1 / 22.6 / 84.0	4.2 / 22.2 / 89.4	5.2 / 20.1 / 80.8	2.4 / 10.4 / 70.3	0.2 / 1.2 / 9.1	0.3 / 0.9 / 8.8
DELG global [4]	1.6 / 10.9 / 66.4	8.9 / 23.9 / 81.3	2.1 / 16.5 / 77.6	3.5 / 18.5 / 73.6	3.9 / 20.5 / 87.9	3.6 / 13.5 / 73.5	1.0 / 6.4 / 59.6	0.2 / 0.7 / 7.6	0.1 / 1.6 / 13.8
DELG local [4]	1.7 / 10.4 / 78.3	2.5 / 7.3 / 76.8	1.1 / 8.9 / 84.2	1.2 / 9.1 / 83.2	1.2 / 4.5 / 76.8	3.5 / 10.9 / 80.8	3.3 / 12.6 / 85.2	<b>1.4</b> / 7.6 / <b>38.6</b>	<b>2.4</b> / 11.9 / <b>53.0</b>
SuperGlue [37]	4.3 / 24.6 / 84.8	12.7 / 40.3 / 88.6	5.0 / 31.5 / 95.0	4.5 / 30.2 / 88.6	5.9 / 30.1 / 91.8	7.0 / 25.4 / 87.2	3.3 / 17.1 / 83.9	0.5 / 2.2 / 27.9	0.9 / 5.4 / 31.8
Patch-NetVLAD [15]	4.8 / <b>72.5</b> / 86.2	<b>13.5</b> / <b>72.0</b> / 89.5	5.3 / <b>80.9</b> / 94.5	<b>6.3</b> / <b>71.3</b> / 89.8	5.9 / <b>79.3</b> / 92.1	7.8 / <b>75.9</b> / 87.9	4.8 / <b>67.3</b> / 83.4	0.5 / <b>12.4</b> / 24.9	<b>1.0</b> / <b>19.0</b> / 30.8
TransVPR [47]	<b>18.5</b> / 52.0 / <b>95.6</b>	10.7 / 44.7 / <b>100.0</b>	<b>12.3</b> / 45.5 / <b>99.1</b>	1.2 / 36.6 / <b>99.4</b>	<b>15.1</b> / 50.7 / <b>99.5</b>	<b>14.0</b> / 42.8 / <b>99.1</b>	<b>13.4</b> / 34.4 / <b>91.1</b>	0.9 / 4.9 / 30.5	0.0 / 1.0 / 10.3
ACM-Net (Ours)	8.4 / 26.9 / 88.1	5.1 / 25.9 / 89.8	7.1 / 32.7 / 84.4	0.6 / 22.6 / 91.5	12.7 / 42.9 / 93.7	8.8 / 31.2 / 90.2	8.9 / 22.3 / 76.8	0.0 / 2.3 / 14.0	0.0 / 3.0 / 14.8

Table 4. Quantitative results on RobotCar Seasons v2 dataset. Best results are in **bold**. Second best results are in *italic*.




Figure 5. Visual Grad-CAM activation of input query night image, along with retrieved day image from the Alderley dataset.

descriptors on datasets featuring strong viewpoint variations between reference and query images (for a given place) may lead to limited performance. It is worth noting that this assumption has not been tested yet. Furthermore, seeking equivariance to more generic camera motions (not only roll angle variations) may be beneficial to learn more geometry-aware features.

## 5. Conclusions

In this paper, we introduced a novel biologically-inspired method for visual place recognition under strong appear-

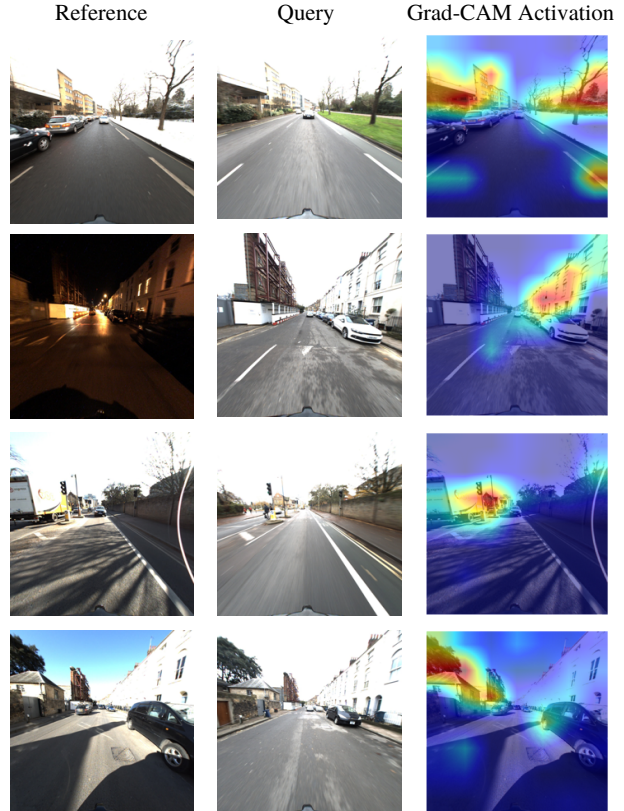


Figure 6. Visual grad-CAM activation of input query image, along with retrieved day image from the Oxford RobotCar Seasons v2 dataset.

ance changes. To achieve that, our self-supervised ACM-Net has the advantage not to rely on any form of human supervision. In practice, it learns appearance-agnostic and geometry-aware features that can then be directly used as abstract place representations for visual place recognition. Extensive experimental validation demonstrates the validity and efficiency of our approach. Future work may focus on seeking equivariance to a broader range of geometric transformations via view synthesis.



## References

- [1] Relja Arandjelovic, Petr Gronat, Akihiko Torii, Tomas Pajdla, and Josef Sivic. Netvlad: Cnn architecture for weakly supervised place recognition. In *Proceedings of the IEEE conference on computer vision and pattern recognition*, pages 5297–5307, 2016. 6, 7, 8
- [2] Philip Bachman, R Devon Hjelm, and William Buchwalter. Learning representations by maximizing mutual information across views. In H. Wallach, H. Larochelle, A. Beygelzimer, F. d'Alché-Buc, E. Fox, and R. Garnett, editors, *Advances in Neural Information Processing Systems*, volume 32. Curran Associates, Inc., 2019. 2
- [3] Luis G Camara and Libor Přeučil. Visual place recognition by spatial matching of high-level cnn features. *Robotics and Autonomous Systems*, 133:103625, 2020. 6
- [4] Bingyi Cao, Andre Araujo, and Jack Sim. Unifying deep local and global features for image search. In *European Conference on Computer Vision*, pages 726–743. Springer, 2020. 6, 8
- [5] Ting Chen, Simon Kornblith, Mohammad Norouzi, and Geoffrey Hinton. A simple framework for contrastive learning of visual representations. In *International conference on machine learning*, pages 1597–1607. PMLR, 2020. 7
- [6] Ting Chen, Simon Kornblith, Mohammad Norouzi, and Geoffrey E. Hinton. A simple framework for contrastive learning of visual representations. In *Proceedings of the 37th International Conference on Machine Learning, ICML 2020, 13-18 July 2020, Virtual Event*, volume 119 of *Proceedings of Machine Learning Research*, pages 1597–1607. PMLR, 2020. 2, 4, 5
- [7] Rumén Dangovski, Li Jing, Charlotte Loh, Seungwook Han, Akash Srivastava, Brian Cheung, Pulkit Agrawal, and Marin Soljagic. Equivariant self-supervised learning: Encouraging equivariance in representations. In *International Conference on Learning Representations*, 2022. 2, 3, 4
- [8] Jose M Facil, Daniel Olid, Luis Montesano, and Javier Civera. Condition-invariant multi-view place recognition. *arXiv preprint arXiv:1902.09516*, 2019. 6
- [9] Zeyu Feng, Chang Xu, and Dacheng Tao. Self-supervised representation learning by rotation feature decoupling. In *Proceedings of the IEEE/CVF Conference on Computer Vision and Pattern Recognition (CVPR)*, June 2019. 3
- [10] Sourav Garg, Tobias Fischer, and Michael Milford. Where is your place, visual place recognition? In Zhi-Hua Zhou, editor, *Proceedings of the Thirtieth International Joint Conference on Artificial Intelligence, IJCAI 2021, Virtual Event / Montreal, Canada, 19-27 August 2021*, pages 4416–4425. ijcai.org, 2021. 2
- [11] Sourav Garg, Madhu Babu Vankadari, and Michael Milford. Seqmatchnet: Contrastive learning with sequence matching for place recognition & relocalization. In Aleksandra Faust, David Hsu, and Gerhard Neumann, editors, *Conference on Robot Learning, 8-11 November 2021, London, UK*, volume 164 of *Proceedings of Machine Learning Research*, pages 429–443. PMLR, 2021. 2, 3
- [12] Yixiao Ge, Haibo Wang, Feng Zhu, Rui Zhao, and Hongsheng Li. Self-supervising fine-grained region similarities for large-scale image localization. In *European conference on computer vision*, pages 369–386. Springer, 2020. 6
- [13] Robert Geirhos, Jörn-Henrik Jacobsen, Claudio Michaelis, Richard Zemel, Wieland Brendel, Matthias Bethge, and Felix A. Wichmann. Shortcut learning in deep neural networks. *Nature Machine Intelligence*, 2(11):665–673, Nov 2020. 2
- [14] Spyros Gidaris, Praveer Singh, and Nikos Komodakis. Unsupervised representation learning by predicting image rotations. In *International Conference on Learning Representations*, 2018. 2
- [15] Stephen Hausler, Sourav Garg, Ming Xu, Michael Milford, and Tobias Fischer. Patch-netvlad: Multi-scale fusion of locally-global descriptors for place recognition. In *Proceedings of the IEEE/CVF Conference on Computer Vision and Pattern Recognition (CVPR)*, pages 14141–14152, June 2021. 6, 7, 8
- [16] Stephen Hausler and Michael Milford. Hierarchical multi-process fusion for visual place recognition. In *2020 IEEE International Conference on Robotics and Automation (ICRA)*, pages 3327–3333. IEEE, 2020. 6
- [17] K. He, X. Zhang, S. Ren, and J. Sun. Deep residual learning for image recognition. In *IEEE Conference on Computer Vision and Pattern Recognition, CVPR*, 2016. 7
- [18] Martin Humenberger, Yohann Cabon, Noé Pion, Philippe Weinzaepfel, Donghwan Lee, Nicolas Guérin, Torsten Sattler, and Gabriela Csurka. Investigating the role of image retrieval for visual localization. *Int. J. Comput. Vis.*, 130(7):1811–1836, 2022. 1
- [19] Longlong Jing and Yingli Tian. Self-supervised visual feature learning with deep neural networks: A survey. *IEEE Transactions on Pattern Analysis and Machine Intelligence*, 43(11):4037–4058, 2021. 2
- [20] Vitaliy Kinakh, Olga Taran, and Svyatoslav Voloshynovskiy. Scatsimclr: Self-supervised contrastive learning with pretext task regularization for small-scale datasets. In *Proceedings of the IEEE/CVF International Conference on Computer Vision (ICCV) Workshops*, pages 1098–1106, October 2021. 2
- [21] Diederik P Kingma and Jimmy Ba. Adam: A method for stochastic optimization. *arXiv preprint arXiv:1412.6980*, 2014. 7
- [22] Yann LeCun and Ishan Misra. Self-supervised learning: The dark matter of intelligence. <https://ai.facebook.com/blog/self-supervised-learning-the-dark-matter-of-intelligence/>, March 2021. Consulted: October, 2022. 2
- [23] Stephanie Lowry and Henrik Andreasson. Lightweight, viewpoint-invariant visual place recognition in changing environments. *IEEE Robotics and Automation Letters*, 3(2):957–964, 2018. 2
- [24] Stephanie Lowry, Niko Sünderhauf, Paul Newman, John J Leonard, David Cox, Peter Corke, and Michael J Milford. Visual place recognition: A survey. *IEEE Transactions on Robotics*, 32(1):1–19, 2015. 1, 3, 7
- [25] Will Maddern, Geoff Pascoe, Chris Linegar, and Paul Newman. 1 Year, 1000km: The Oxford RobotCar Dataset. *The International Journal of Robotics Research (IJRR)*, 36(1):3–15, 2017. 6

- [26] Michael J Milford and Gordon F Wyeth. Seqslam: Visual route-based navigation for sunny summer days and stormy winter nights. In *2012 IEEE international conference on robotics and automation*, pages 1643–1649. IEEE, 2012. 2, 6
- [27] Ishan Misra and Laurens van der Maaten. Self-supervised learning of pretext-invariant representations. In *IEEE/CVF Conference on Computer Vision and Pattern Recognition (CVPR)*, June 2020. 2
- [28] Niluthpol Chowdhury Mithun, Cody Simons, Robert Casey, Stefan Hillgardt, and Amit K. Roy-Chowdhury. Learning long-term invariant features for vision-based localization. In *2018 IEEE Winter Conference on Applications of Computer Vision, WACV 2018, Lake Tahoe, NV, USA, March 12-15, 2018*, pages 2038–2047. IEEE Computer Society, 2018. 3
- [29] Mohamed Adel Musallam, Vincent Gaudillière, Miguel Ortiz del Castillo, Kassem Al Ismaeil, and Djamila Aouada. Leveraging equivariant features for absolute pose regression. In *Proceedings of the IEEE/CVF Conference on Computer Vision and Pattern Recognition*, pages 6876–6886, 2022. 2
- [30] Mehdi Noroozi and Paolo Favaro. Unsupervised learning of visual representations by solving jigsaw puzzles. In Bastian Leibe, Jiri Matas, Nicu Sebe, and Max Welling, editors, *Computer Vision - ECCV 2016 - 14th European Conference, Amsterdam, The Netherlands, October 11-14, 2016, Proceedings, Part VI*, volume 9910 of *Lecture Notes in Computer Science*, pages 69–84. Springer, 2016. 2
- [31] Daniel Olid, José M. Fácil, and Javier Civera. Single-view place recognition under seasonal changes. In *PPNIV Workshop at IROS 2018*, 2018. 6
- [32] Mandela Patrick, Yuki M. Asano, Polina Kuznetsova, Ruth Fong, João F. Henriques, Geoffrey Zweig, and Andrea Vedaldi. On compositions of transformations in contrastive self-supervised learning. In *Proceedings of the IEEE/CVF International Conference on Computer Vision (ICCV)*, pages 9577–9587, October 2021. 3
- [33] Shuxue Peng, Zihang He, Haotian Zhang, Ran Yan, Chuting Wang, Qingtian Zhu, and Xiao Liu. Megloc: A robust and accurate visual localization pipeline. *CoRR*, abs/2111.13063, 2021. 6
- [34] Noé Pion, Martin Humenberger, Gabriela Csurka, Johann Cabon, and Torsten Sattler. Benchmarking image retrieval for visual localization. In Vitomir Struc and Francisco Gómez Fernández, editors, *8th International Conference on 3D Vision, 3DV 2020, Virtual Event, Japan, November 25-28, 2020*, pages 483–494. IEEE, 2020. 1
- [35] Jerome Revaud, Jon Almazán, Rafael S Rezende, and Cesar Roberto de Souza. Learning with average precision: Training image retrieval with a listwise loss. In *Proceedings of the IEEE/CVF International Conference on Computer Vision*, pages 5107–5116, 2019. 8
- [36] E. Riba, D. Mishkin, D. Ponsa, E. Rublee, and G. Bradski. Kornia: an open source differentiable computer vision library for pytorch. In *Winter Conference on Applications of Computer Vision*, 2020. 7
- [37] Paul-Edouard Sarlin, Daniel DeTone, Tomasz Malisiewicz, and Andrew Rabinovich. Superglue: Learning feature matching with graph neural networks. In *Proceedings of the IEEE/CVF conference on computer vision and pattern recognition*, pages 4938–4947, 2020. 6, 7, 8
- [38] Ramprasaath R. Selvaraju, Michael Cogswell, Abhishek Das, Ramakrishna Vedantam, Devi Parikh, and Dhruv Batra. Grad-cam: Visual explanations from deep networks via gradient-based localization. In *Proceedings of the IEEE International Conference on Computer Vision (ICCV)*, Oct 2017. 7
- [39] Niko Sünderhauf, Peer Neubert, and Peter Protzel. Are we there yet? challenging seqslam on a 3000 km journey across all four seasons. In *Proc. of workshop on long-term autonomy, IEEE international conference on robotics and automation (ICRA)*, page 2013, 2013. 6
- [40] Li Tang, Yue Wang, Qianhui Luo, Xiaqing Ding, and Rong Xiong. Adversarial feature disentanglement for place recognition across changing appearance. In *2020 IEEE International Conference on Robotics and Automation (ICRA)*, pages 1301–1307. IEEE, 2020. 6
- [41] Li Tang, Yue Wang, Qimeng Tan, and Rong Xiong. Explicit feature disentanglement for visual place recognition across appearance changes. *International Journal of Advanced Robotic Systems*, 18(6):17298814211037497, 2021. 2, 3
- [42] Janine Thoma, Danda Pani Paudel, and Luc V Gool. Soft contrastive learning for visual localization. In H. Larochelle, M. Ranzato, R. Hadsell, M.F. Balcan, and H. Lin, editors, *Advances in Neural Information Processing Systems*, volume 33, pages 11119–11130. Curran Associates, Inc., 2020. 3
- [43] Carl Toft, Will Maddern, Akihiko Torii, Lars Hammarstrand, Erik Stenborg, Daniel Safari, Masatoshi Okutomi, Marc Pollefeys, Josef Sivic, Tomas Pajdla, et al. Long-term visual localization revisited. *IEEE Transactions on Pattern Analysis and Machine Intelligence*, 2020. 6
- [44] Akihiko Torii, Relja Arandjelovic, Josef Sivic, Masatoshi Okutomi, and Tomas Pajdla. 24/7 place recognition by view synthesis. In *Proceedings of the IEEE Conference on Computer Vision and Pattern Recognition*, pages 1808–1817, 2015. 8
- [45] Moritz Venator, Yassine El Himer, Selcuk Aklanoglu, Erich Bruns, and Andreas K. Maier. Self-supervised learning of domain-invariant local features for robust visual localization under challenging conditions. *IEEE Robotics Autom. Lett.*, 6(2):2753–2760, 2021. 3
- [46] Gu Wang, Fabian Manhardt, Federico Tombari, and Xiangyang Ji. Gdr-net: Geometry-guided direct regression network for monocular 6d object pose estimation. In *Proceedings of the IEEE/CVF Conference on Computer Vision and Pattern Recognition (CVPR)*, pages 16611–16621, June 2021. 5
- [47] Ruotong Wang, Yanqing Shen, Weiliang Zuo, Sanping Zhou, and Nanning Zheng. Transvpr: Transformer-based place recognition with multi-level attention aggregation. In *Proceedings of the IEEE/CVF Conference on Computer Vision and Pattern Recognition (CVPR)*, pages 13648–13657, June 2022. 6, 7, 8

- [48] Tan Wang, Qianru Sun, Sugiri Pranata, Karlekar Jayashree, and Hanwang Zhang. Equivariance and invariance inductive bias for learning from insufficient data. In *Computer Vision - ECCV 2022 - 17th European Conference, Tel Aviv, Israel, October 23-27, 2022, Proceedings*. Springer, 2022. 3
- [49] Yifei Wang, Zhengyang Geng, Feng Jiang, Chuming Li, Yisen Wang, Jiansheng Yang, and Zhouchen Lin. Residual relaxation for multi-view representation learning. *Advances in Neural Information Processing Systems*, 34:12104–12115, 2021. 2, 3
- [50] James C. R. Whittington, David McCaffary, Jacob J. W. Bakermans, and Timothy E. J. Behrens. How to build a cognitive map. *Nature Neuroscience*, 25(10):1257–1272, Oct 2022. 1
- [51] Ross Wightman. Pytorch image models. <https://github.com/rwightman/pytorch-image-models>, 2019. 7
- [52] Robin Winter, Marco Bertolini, Tuan Le, Frank Noé, and Djork-Arné Clevert. Unsupervised learning of group invariant and equivariant representations. In *Advances in Neural Information Processing Systems 35: Annual Conference on Neural Information Processing Systems 2022, NeurIPS 2022, November 28-December 9, 2022, hybrid*, 2022. 3
- [53] Zhirong Wu, Yuanjun Xiong, Stella X. Yu, and Dahua Lin. Unsupervised feature learning via non-parametric instance discrimination. In *Proceedings of the IEEE Conference on Computer Vision and Pattern Recognition (CVPR)*, June 2018. 2
- [54] Richard Zhang, Phillip Isola, and Alexei A. Efros. Colorful image colorization. In Bastian Leibe, Jiri Matas, Nicu Sebe, and Max Welling, editors, *Computer Vision - ECCV 2016 - 14th European Conference, Amsterdam, The Netherlands, October 11-14, 2016, Proceedings, Part III*, volume 9907 of *Lecture Notes in Computer Science*, pages 649–666. Springer, 2016. 2