

POPGYM: BENCHMARKING PARTIALLY OBSERVABLE REINFORCEMENT LEARNING

Steven Morad, Ryan Kortvelesy, Matteo Bettini, Stephan Liwicki, Amanda Prorok

ABSTRACT

Real world applications of Reinforcement Learning (RL) are often partially observable, thus requiring memory. Despite this, partial observability is still largely ignored by contemporary RL benchmarks and libraries. We introduce Partially Observable Process Gym (POPGym), a two-part library containing (1) a diverse collection of 15 partially observable environments, each with multiple difficulties and (2) implementations of 13 memory model baselines – the most in a single RL library. Existing partially observable benchmarks tend to fixate on 3D visual navigation, which is computationally expensive and only one type of POMDP. In contrast, POPGym environments are diverse, produce smaller observations, use less memory, and often converge within two hours of training on a consumer-grade GPU. We implement our high-level memory API and memory baselines on top of the popular RLlib framework, providing plug-and-play compatibility with various training algorithms, exploration strategies, and distributed training paradigms. Using POPGym, we execute the largest comparison across RL memory models to date. POPGym is available at <https://github.com/proroklab/popgym>.

1 INTRODUCTION

Datasets like MNIST (Lecun et al., 1998) have driven advances in Machine Learning (ML) as much as new architectural designs (Levine et al., 2020). Comprehensive datasets are paramount in assessing the progress of learning algorithms and highlighting shortcomings of current methodologies. This is evident in the context of RL, where the absence of fast and comprehensive benchmarks resulted in a reproducibility crisis (Henderson et al., 2018). Large collections of diverse environments, like the Arcade Learning Environment, OpenAI Gym, ProcGen, and DMLab provide a reliable measure of progress in deep RL. These fundamental benchmarks play a role in RL equivalent to that of MNIST in supervised learning (SL).

The vast majority of today’s RL benchmarks are designed around Markov Decision Processes (MDPs). In MDPs, agents observe a *Markov state*, which contains all necessary information to solve the task at hand. When the observations are Markov states, the Markov property is satisfied, and traditional RL approaches guarantee convergence to an optimal policy (Sutton & Barto, 2018, Chapter 3). But in many RL applications, observations are ambiguous, incomplete, or noisy – any of which makes the MDP *partially observable* (POMDP) (Kaelbling et al., 1998), breaking the Markov property and all convergence guarantees. Furthermore, Ghosh et al. (2021) find that policies trained under the ideal MDP framework cannot generalize to real-world conditions when deployed, with epistemic uncertainty turning real-world MDPs into POMDPs. By introducing *memory* (referred to as sequence to sequence models in SL), we can summarize the observations¹ therefore restoring policy convergence guarantees for POMDPs (Sutton & Barto, 2018, Chapter 17.3).

Despite the importance of memory in RL, most of today’s comprehensive benchmarks are fully observable or near-fully observable. Existing partially observable benchmarks are often navigation-based – representing only spatial POMDPs, and ignoring applications like policymaking, disease diagnosis, teaching, and ecology (Cassandra, 1998). The state of memory-based models in RL libraries is even more dire – we are not aware of any RL libraries that implement more than three

¹Strictly speaking, the agent actions are also required to guarantee convergence. We consider the previous action as part of the current observation.

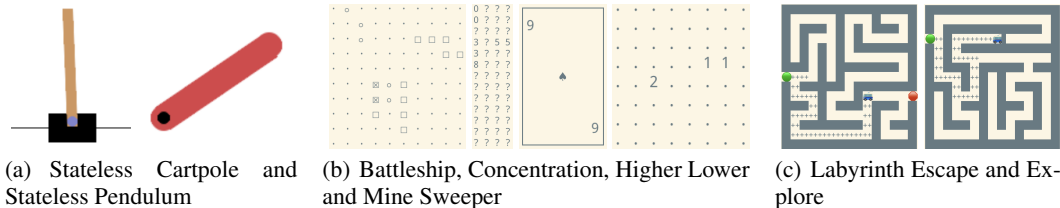


Figure 1: Renders from select POPGym environments.

or four distinct memory baselines. In nearly all cases, these memory models are limited to frame stacking and LSTM.

To date, there are no popular RL libraries that provide a diverse selection of memory models. Of the few existing POMDP benchmarks, even fewer are comprehensive and diverse. As a consequence, there are no large-scale studies comparing memory models in RL. We propose to fill these three gaps with our proposed POPGym.

1.1 CONTRIBUTIONS

POPGym is a collection of 15 partially observable gym environments (Figure 1) and 13 memory baselines. All environments come with at least three difficulty settings and randomly generate levels to prevent overfitting. The POPGym environments use low-dimensional observations, making them fast and memory efficient. Many of our baseline models converge in under two hours of training on a single consumer-grade GPU (Table 1, Figure 2). The POPGym memory baselines utilize a simple API built on top of the popular RLib library (Liang et al., 2018), seamlessly integrating memory models with an assortment of RL algorithms, sampling, exploration strategies, logging frameworks, and distributed training methodologies. Utilizing POPGym and its memory baselines, we execute a large-scale evaluation, analyzing the capabilities of memory models on a wide range of tasks. To summarize, we contribute:

1. A comprehensive collection of diverse POMDP tasks.
2. The largest collection of memory baseline implementations in an RL library.
3. A large-scale, principled comparison across memory models.

2 RELATED WORK

There are many existing RL benchmarks, which we categorize as fully (or near-fully) observable and partially observable. In near-fully observable environments, large portions of the the Markov state are visible in an observation, though some information may be missing. We limit our literature review to *comprehensive* benchmarks (those that contain a wide set of tasks), as environment diversity is essential for the accurate evaluation of RL agents (Cobbe et al., 2020).

2.1 FULLY AND NEAR-FULLY OBSERVABLE BENCHMARKS

The Arcade Learning Environment (ALE) (Bellemare et al., 2013) wraps Atari 2600 ROMs in a Python interface. Most of the Atari games, such as Space Invaders or Missile Command are fully observable (Cobbe et al., 2020). Some games like asteroids require velocity observations, but models can recover full observability by stacking four consecutive observations (Mnih et al., 2015), an approach that does not scale for longer timespans. Even seemingly partially-observable multi-room games like Montezuma’s Revenge are made near-fully observable by displaying the player’s score and inventory (Burda et al., 2022).

OpenAI Gym (Brockman et al., 2016) came after ALE, implementing classic fully observable RL benchmarks like CartPole and MountainCar. Their Gym API found use in many other environments, including our proposed benchmark.

Cobbe et al. (2020) find that randomly generated environments are critical to training general agents, showing policies will overfit to specific levels otherwise. They propose ProcGen: 16 procedurally generated environments with pixel-space observations. Most environments are fully or near-fully observable, although a few environments provide a partially observable mode, effectively turning them into 2D area coverage (navigation) tasks. ProcGen motivates POPGym’s use of random level generation.

2.2 PARTIALLY OBSERVABLE BENCHMARKS

When enumerating partially observable benchmarks, we find many are based on 3D first-person navigation. DeepMind Lab (Beattie et al., 2016) (DMLab) is a 3D first-person view navigation simulator based on the Quake 3 physics engine. It implements various tasks such as collecting fruits, maze exploration, and laser tag. VizDoom (Kempka et al., 2016) is another 3D navigation simulator based on the PC game Doom. It gives the agent weapons and adds computer-controlled characters that can shoot at the player. Miniworld (Chevalier-Boisvert, 2018) is a third 3D first-person view navigation simulator that is easier to install than DMLab or VizDoom. MiniGrid (Chevalier-Boisvert et al., 2018) and GridVerse (Baisero & Katt, 2021) are 2D navigation simulators with a first-person view. Unlike the previously mentioned 3D simulators, agents converge on gridworld environments much faster due to the smaller observation space. This makes it a popular benchmark for memory models.

There are few POMDP libraries that provide tasks beyond navigation. Behaviour suite (BSuite) evaluates agents on a variety of axes, one of which is memory (Osband et al., 2020), but they only provide two POMDPs. Similar to our benchmark, (Zheng & Tellex, 2020) provide classic POMDPs with low-dimensional observation spaces. But their tasks are solvable without neural networks and are not difficult enough for modern deep RL. Ni et al. (2022) provide 21 environments, most of which are a special case of POMDP known as *latent MDPs* (Kwon et al., 2021), where a specific MDP is chosen from a set of possible MDPs at the beginning of an episode. (Morad et al., 2022) provides three POMDPs, which is insufficient for a benchmark.

We briefly mention the Starcraft (Samvelyan et al., 2019) and VMAS (Bettini et al., 2022) benchmarks because multi-agent environments are intrinsically partially observable, but we focus specifically on single-agent POMDPs.

2.3 SHORTCOMINGS OF CURRENT BENCHMARKS

Popular fully observable benchmarks use pixel-based observation spaces, adding a layer of complexity that takes an order of magnitude longer to train when compared against state-based observation counterparts (Seita, 2020). In fully observable environments, visually pleasing results are worth a few extra hours training. This dogma persists into partial observability, where environments often take 10x longer to converge than their fully observable counterparts. Popular benchmarks using 3D graphics take hundreds of billions of timesteps (Parisotto et al., 2020) and multiple weeks (Morad et al., 2021) on a GPU to train a single policy to convergence. Until sample efficiency in partially observable RL improves, we must forgo pixel-based observations or continue to struggle with reproducibility.

Many partially observable tasks with pixel-based observation spaces are based on some form of navigation (Ramani, 2019). Although navigation can be a partially observable task, wall following behavior in perfect mazes guarantees complete area coverage without the need for memory. When mazes are imperfect (i.e. contain cycles), deterministic wall following can get stuck in infinite loops. However, RL policies often have some amount of stochasticity that can break out of these loops. Kadian et al. (2020) and Morad et al. (2021) inadvertently show that memory-free navigation agents learn wall following strategies² that are surprisingly effective in imperfect real-world mazes. We confirm these findings with our experiments, showing that memory-free agents are competitive with memory-endowed agents in certain navigation benchmarks.

All other (imperfect) mazes can be fully explored by storing no more than two past locations (observations) in memory (Blum & Kozen, 1978). Navigation-based tasks like area coverage, moving to a coordinate, or searching for items can be reduced to the maze exploration task. We do not claim

²https://en.wikipedia.org/wiki/Maze-solving_algorithm#Wall_follower

that navigation tasks are easy, but rather that it is important to have a variety of tasks to ensure we evaluate all facets of memory, such as *memory capacity*, that navigation tasks might miss.

2.4 EXISTING MEMORY BASELINES

The state of memory models in RL is even more bleak than the benchmarks. Most libraries provide frame stacking and a single type of RNN. OpenAI Baselines (Dhariwal et al., 2017), Stable-Baselines3 (Raffin et al., 2021), and CleanRL (Huang et al., 2021) provide implementations of PPO with frame stacking and an LSTM. Ray RLlib (Liang et al., 2018) currently implements frame stacking, LSTM, and a transformer for some algorithms. Ni et al. (2022) implement LSTM, GRUs, and two model-based memory models. Yang & Nguyen (2021) provides recurrent versions of the DDPG, TD3, and SAC RL algorithms, which utilize GRUs and LSTM. Zheng & Tellex (2020) implement multiple classical POMDP solvers, but these do not use neural networks, preventing their application to more complex tasks. There is currently no go-to library for users who want to compare or apply non-standard memory models.

2.5 A BRIEF SUMMARY ON MEMORY

When designing a library of memory models, it is important to select competitive models. Ni et al. (2022) show that sequence to sequence models from SL are competitive or better than RL-specific memory methods while being more straightforward to implement, so we focus specifically on sequence to sequence models (called memory throughout the paper). Although a strict categorization of memory is elusive, most methods are based on RNNs, attention, or convolution.

RNNs (Elman, 1990) take an input and hidden state, feed them through a network, and produce a corresponding output and hidden state. RNNs depend on the previous state and must be executed sequentially, resulting in slow training but fast inference when compared with other methods.

Attention-based methods (Vaswani et al., 2017) have supplanted RNNs in many applications of SL, but traditional transformers have quadratically-scaling memory requirements, preventing them from running on long episodes in RL. Recent linear attention formulations (Schlag et al., 2021; Katharopoulos et al., 2020) claim to produce transformer-level performance in linear time and space, potentially enabling widespread use of attention in RL.

Like attention, convolutional methods are computationally efficient (Bai et al., 2018), lending themselves well to RL. They are less common than recurrent or attention-based methods in SL, and there is little literature on their use in RL.

3 POPGYM ENVIRONMENTS

All of our environments bound the cumulative episodic reward in $[-1, 1]$. In some cases (e.g. repeating previous observations) an optimal policy would receive a cumulative reward of one in expectation. In other environments (e.g. playing battleship with randomly placed ships), an optimal policy has an expected episodic cumulative reward of less than one.

We tag our proposed environments as *diagnostic*, *control*, *noisy*, *game*, and *navigation*. Each tag is designed to represent a different class of POMDP, and each environment has at least three distinct difficulty settings, creating the most diverse POMDP benchmark thus far. Our proposed environments are all *overcomplete* POMDPs, meaning our environments have more unique latent Markov states than unique observations (Sharan et al., 2017; Jin et al., 2020).

Diagnostic environments probe model capabilities with respect to the duration of memories, forgetting, and compression and recall. They are designed to quickly summarize the strengths and weaknesses of a specific model.

Control environments are control RL environments made partially observable by removing part of the observation. Solving these tasks only requires short-term memory.

Noisy environments require the memory model to estimate the true underlying state by computing an expectation over many observations. These are especially useful for real-world robotics tasks.

Game environments provide a more natural and thorough evaluation of memory through card and board games. They stress test memory capacity, duration, and higher-level reasoning.

Navigation environments are common in other benchmarks, and we include a few to ensure our benchmark is comprehensive. More than anything, our navigation environments examine how memory fares over very long sequences.

3.1 ENVIRONMENT DESCRIPTIONS

1. **Repeat First (Diagnostic):** At the first timestep, the agent receives one of four values and a remember indicator. Then it randomly receives one of the four values at each successive timestep without the remember indicator. The agent receives a reward for outputting (remembering) the first value.
2. **Repeat Previous (Diagnostic):** Like Repeat First, observations contain one of four values. The agent is rewarded for outputting the observation from some constant k timesteps ago, i.e. observation o_{t-k} at time t .
3. **Autoencode (Diagnostic):** During the WATCH phase, a deck of cards is shuffled and played in sequence to the agent with the watch indicator set. The watch indicator is unset at the last card in the sequence, where the agent must then output the sequence of cards in order. This tests whether the agent can encode a series of observations into a latent state, then decode the latent state one observation at a time.
4. **Stateless Cartpole (Control):** The cartpole environment from Barto et al. (1983), but with the angular and linear positions removed from the observation. The agent must integrate to compute positions from velocity.
5. **Stateless Pendulum (Control):** The swing-up pendulum (Doya, 1995), with the angular position information removed.
6. **Noisy Stateless Cartpole (Control, Noisy):** Stateless Cartpole (Env. 4) with Gaussian noise.
7. **Noisy Stateless Pendulum (Control, Noisy):** Stateless Pendulum (Env. 5) with Gaussian noise.
8. **Multiarmed Bandit (Noisy, Diagnostic):** The multiarmed bandit problem (Slivkins & others, 2019; Lattimore & Szepesvári, 2020) posed as an episodic task. Every episode, bandits are randomly initialized. Over the episode, the player must trade off exploration and exploitation, remembering which bandits pay best. Each bandit has some probability of paying out a positive reward, otherwise paying out a negative reward. Note that unlike the traditional multiarmed bandit task where the bandits are fixed once initialized, these bandits reset every episode, forcing the agent to learn a policy that can adapt between episodes.
9. **Higher Lower (Game, Noisy):** Based on the card game higher-lower, the agent must guess if the next card is of higher or lower rank than the previous card. The next card is then flipped face-up and becomes the previous card. Using memory, the agent can utilize card counting strategies to predict the expected value of the next card, improving the return.
10. **Count Recall (Game, Diagnostic, Noisy):** Each turn, the agent receives a next value and query value. The agent must answer the query with the number of occurrences of a specific value. In other words, the agent must store running counts of each unique observed value, and report a specific count back, based on the query value. This tests whether the agent can learn a compressed structured memory representation, such that it can continuously update portions of memory over a long sequence.
11. **Concentration (Game):** A deck of cards is shuffled and spread out face down. The player flips two cards at a time face up, receiving a reward if the flipped cards match. The agent must remember the value and position of previously flipped cards to improve the rate of successful matches.
12. **Battleship (Game):** A partially observable version of Battleship, where the agent has no access to the board and must derive its own internal representation. Observations contain either HIT or MISS and the position of the last salvo fired. The player receives a positive reward for striking a ship, zero reward for hitting water, and negative reward for firing on a specific tile more than once.

Table 1: Frames per second (FPS) of our environments, computed on the Google Colab free tier and a Macbook Air (2020) laptop.

Environment	Colab FPS	Laptop FPS	Environment	Colab FPS	Laptop FPS
Repeat First	23,895	155,201	Multiarmed Bandit	48,751	469,325
Repeat Previous	50,349	136,392	Battleship	117,158	235,402
Autoencode	121,756	251,997	Concentration	47,515	157,217
Stateless Cartpole	73,622	218,446	Higher Lower	24,312	76,903
Stateless Pendulum	8,168	26,358	Count Recall	16,799	53,779
Noisy Stateless Cartpole	6,269	66,891	Minesweeper	8,434	32,003
Noisy Stateless Pendulum	6,808	20,090	Labyrinth Escape	1,399	41,122
			Labyrinth Explore	1,374	30,611

13. **Mine Sweeper (Game):** The computer game Mine Sweeper, but like our Battleship implementation, the agent does not have access to the board. Each observation contains the position and number of adjacent mines to the last square “clicked” by the agent. Clicking on a mined square will end the game and produce a negative reward. The agent must remember where it has already searched and must integrate information from nearby tiles to narrow down the location of mines. Once the agent has selected all non-mined squares, the game ends.
14. **Labyrinth Explore (Navigation):** The player is placed in a discrete, 2D procedurally-generated maze, receiving a reward for each previously unreached tile it reaches. The player can only observe adjacent tiles. The agent also receives a small negative reward at each timestep, encouraging the agent to reach all squares quickly and end the episode.
15. **Labyrinth Escape (Navigation):** The player must escape the procedurally-generated maze, using the same observation space as Labyrinth Explore. This is a sparse reward setting, where the player receives a positive reward only after solving the maze.

4 POPGYM BASELINES

Our memory model API relies on an abstract memory model class, only requiring users to implement `memory_forward` and `initial_state` methods. Our memory API builds on top of RLlib, exposing various algorithms, exploration methods, logging, distributed training, and more.

We collect well-known memory models from SL domains and wrap them in this API, enabling their use on RL tasks. We rewrite models where the existing implementation is slow, unreadable, not amenable to our API, or not written in Pytorch. Some of these sequence models have yet to be applied in the context of reinforcement learning.

1. **MLP:** An MLP that cannot remember anything. This serves to form a lower bound for memory performance, as well as ensuring memory models are actively using memory, rather than just leveraging their higher parameter counts.
2. **Positional MLP (PosMLP):** An MLP that can access the current episodic timestep. The current timestep is fed into the positional encoding from Vaswani et al. (2017), which is summed with the incoming features. PosMLP enables agents to learn time-dependent policies (those which evolve over the course of an episode) without explicitly using memory.
3. **Elman Networks:** The original RNN, from Elman (1990). Elman networks sum the recurrent state and input, passing the resulting vector through a linear layer and activation function to produce the next hidden state. Elman networks are not used much in SL nowadays due to vanishing and exploding gradients.
4. **Long Short-Term Memory (LSTM):** Hochreiter & Schmidhuber (1997) designed LSTM to address the vanishing and exploding gradient problems present in earlier RNNs like the Elman Network. LSTM utilizes a constant error carousel to handle longer dependencies and gating to ensure recurrent state stability during training. It has two recurrent states termed the hidden and cell states.
5. **Gated Recurrent Unit (GRU):** The GRU is a simplification of LSTM, using only a single recurrent state. The GRU appears to have similar performance to LSTM in many applications while using fewer parameters (Chung et al., 2014).

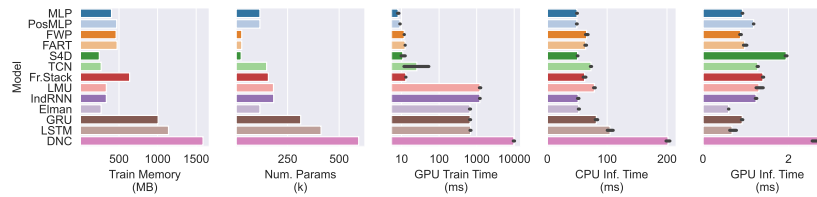


Figure 2: Performance characteristics for POPGym memory baselines on random inputs. We use a recurrent state size of 256, a batch size of 64, and an episode length of 1024. We compute CPU statistics on a 3GHz Xeon Gold and GPU statistics on a 2080Ti, reporting the mean and 95% confidence interval over 10 trials. Train times correspond to a full batch while inference times are per-element (i.e. the latency to compute a single action). Note that GPU Train Time has logarithmic scale.

6. **Independently Recurrent Networks (IndRNN):** Stacking LSTM and GRU cells tends to provide few benefits when compared with traditional deep neural networks. IndRNNs update the recurrent state using elementwise connections rather than a dense layer, enabling much deeper RNNs and handling longer dependencies than the LSTM and GRU (Li et al., 2018). In our experiments, we utilize a 2-layer IndRNN.
7. **Differentiable Neural Computers (DNC):** Graves et al. (2016) introduce a new type of recurrent model using external memory. The DNC utilizes an RNN as a memory controller, reading and writing to external storage in a differentiable manner.
8. **Fast Autoregressive Transformers (FART):** Unlike the traditional attention matrix whose size scales with the number of inputs, FART computes a fixed-size attention matrix at each timestep, taking the cumulative elementwise sum over successive timesteps (Katharopoulos et al., 2020). FART maintains two recurrent states, one for the running attention matrix and one for a normalization term, which helps mitigate large values and exploding gradients as the attention increases grows over time. The original paper omits a positional encoding, but we find it necessary for our benchmark.
9. **Fast Weight Programmers (FWP):** The theory behind FART and FWP is different, but the implementation is relatively similar. FWP also maintains a running cumulative sum. Unlike FART, FWP normalizes the key and query vectors to sum to one, requiring only a single recurrent state and keeping the attention matrix of reasonable scale (Schlag et al., 2021). Unlike the original paper, we add a positional encoding to FWP.
10. **Frame Stacking (Fr.Stack):** Mnih et al. (2015) implemented frame stacking to solve Atari games. Frame stacking is the concatenation of k observations along the feature dimension. Frame stacking is not strictly convolutional, but is implemented similarly to other convolutional methods. Frame stacking is known to work very well in RL, but the number of parameters scales with the receptive field, preventing it from learning long-term dependencies.
11. **Temporal Convolutional Networks (TCN):** TCNs slide 1D convolutional filters over the temporal dimension. On long sequences, they are faster and use less memory than RNNs. TCNs avoid the vanishing gradient problem present in RNNs because the gradient feeds through each sequence element individually, rather than propagating through the entire sequence (Bai et al., 2018).
12. **Legendre Memory Units (LMU):** LMUs are a mixture of convolution and RNNs. They apply Legendre polynomials across a sliding temporal window, feeding the results into an RNN hidden state (Voelker et al., 2019). LMUs can handle temporal dependencies spanning up to 100K timesteps.
13. **Diagonal State Space Models (S4D):** S4D treats memory as a controls problem. It learns a linear time invariant (LTI) state space model for the recurrent state. S4D applies a Vandermonde matrix to the sequence of inputs, which we can represent using either convolution or a recurrence. Computing the result convolutionally makes it very fast. In SL, S4D was able to solve the challenging 16,000 timestep Path-X task, demonstrating significant capacity for long-term dependencies (Gu et al., 2022).

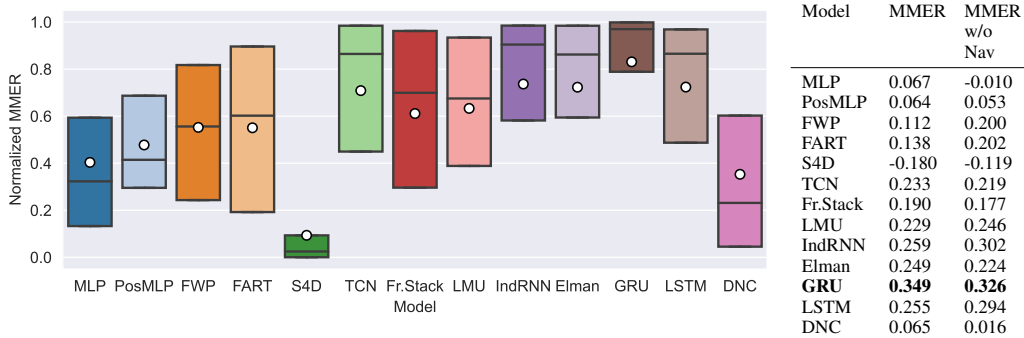


Figure 3: (Left) A summary comparison of baselines aggregated over all environments. We normalize the MMER such that 0 denotes the worst trial and 1 denotes the best trial for a specific environment. We report the interquartile range (box), median (horizontal line), and mean (dot) normalized MMER over all trials. (Right) Single value scores for each model, produced by meaning the MMER over all POPGym environments. We also provide scores with navigation (Labyrinth) environments excluded; the reasoning is provided in the discussion section.

5 EXPERIMENTS

Our memory framework hooks into RLlib, providing integration with IMPALA, DQN, and countless other algorithms. Due to computational constraints, we only execute our study on Proximal Policy Optimization (PPO) (Schulman et al., 2017). We tend to use conservative hyperparameters to aid in reproducibility – this entails large batch sizes, low learning rates, and many minibatch passes over every epoch. We run three trials of each model over three difficulties for each environment, resulting in over 1700 trials. We utilize the *max-mean episodic reward* (MMER) in many plots. We compute MMER by finding the mean episodic reward for each epoch, then taking the maximum over all epochs, resulting in a single MMER value for each trial. We present the full experimental parameters in Appendix A and detailed results for each environment and model in Appendix B. We provide a summary over models and tasks in Figure 3. Figure 2 reports model throughput and Table 1 provides environment throughput.

6 DISCUSSION

In the following paragraphs, we pose some questions and findings made from the results of our large-scale study.

Supervised learning is a bad proxy for RL. Supervised learning experiments show that IndRNN, LMU, FART, S4D, DNC, and TCN surpass LSTM and GRUs by a wide margin (Li et al., 2018; Voelker et al., 2019; Katharopoulos et al., 2020; Gu et al., 2022; Graves et al., 2016; Bai et al., 2018). S4D is unstable and often crashed due to exploding weights, suggesting it is not suitable for RL out of the box and that further tuning may be required. Although linear attention methods like FWP and FART show significant improvements across a plethora of supervised learning tasks, they were some of the worst contenders in RL. Classical RNNs outperformed modern memory methods, even though RNNs have been thoroughly supplanted in SL (Figure 3). The underlying cause of the disconnect between RL and SL performance is unclear and warrants further investigation.

Use GRUs for performance and Elman nets for efficiency. Within traditional RNNs, there seems little reason to use LSTM, as GRUs are more efficient and perform better. Elman networks are largely ignored in modern SL and RL due to vanishing or exploding gradients, but these issues did not impact our training. We find Elman networks perform on-par with LSTM while exhibiting some of the best parameter and memory efficiency out of any model (Figure 2). Future work could investigate why Elman networks work so well in RL given their limitations, and distill these properties into memory models suited specifically for RL.

Are maze navigation tasks sufficient for benchmarking memory? Existing POMDP benchmarks focus primarily navigation tasks. In our experiments, we show that the MLP received the

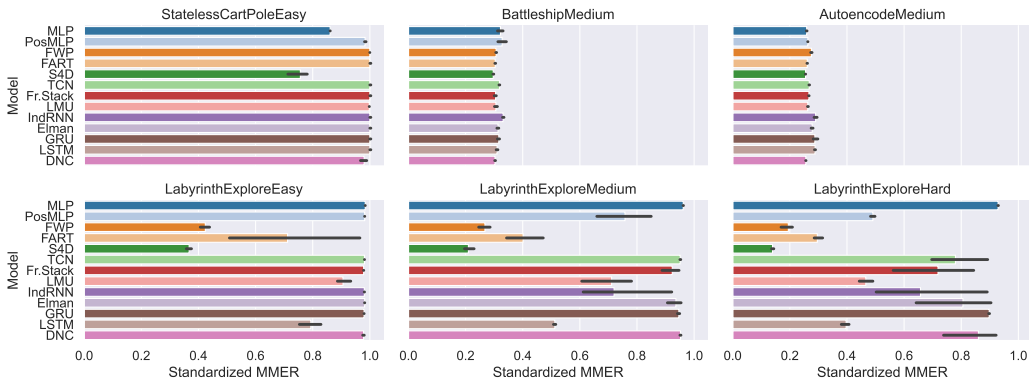


Figure 4: Selected results used in the discussion section. We standardize the MMER from $[-1, 1]$ to $[0, 1]$ for readability. The colored bars denote the mean and the black lines denote the 95% bootstrapped confidence interval. Full results across all environments are in Appendix B

highest score on almost all navigation tasks, beating all memory models (Figure 4). This is in line with our hypothesis from subsection 2.3, and raises doubts concerning previous models evaluated solely on navigation tasks. Does a novel memory method outperform baselines because of a better memory architectures, or just because it has more trainable parameters? Future work can bypass this scrutiny by including a diverse set of tasks beyond navigation, and by modifying simple navigation tasks to better leverage memory (e.g. positive reward for correctly answering “how many rooms are there in the house?”).

Positional MLPs are an important baseline. Masked control tasks turn MDPs into POMDPs by hiding the velocity or position portions of classic control problems, and are probably the second most popular type of POMDP in literature after navigation. The positional MLP performed notably better than the MLP, nearly solving the Stateless Cartpole masked control task on easy (Figure 4). This is entirely unexpected, as providing the current timestep to an MLP is insufficient to compute the position and underlying Markov state. Outside of masked control, the positional MLP regularly outperformed the MLP (Figure 3). Stateless policies that evolve over time could be an interesting topic for future work, and should be a standard baseline in future memory comparisons.

Is PPO enough? Memory models do not noticeably outperform the MLP in many game environments, such as Autoencode or Battleship, indicating that the memory is minimally effective in these tasks (Figure 4). All thirteen models converge to the nearly same reward, suggesting this could be due to issues with PPO rather than the memory models themselves. Future work could focus on designing new algorithms to solve these tasks. In parallel, research institutions with ample compute could ablate POPGym across other algorithms, such as Recurrent Replay Distributed DQN (Kapturowski et al., 2019).

7 CONCLUSION

We presented the POPGym benchmark, a collection of POMDPs and memory baselines designed to standardize RL in partially observable environments. We discovered a notable disconnect between memory performance in supervised and reinforcement learning, with older RNNs surpassing linear transformers and modern memory models. According to our experiments, the GRU is the best general-purpose memory model, with Elman networks providing the best tradeoff between performance and efficiency. We revealed shortcomings in prior benchmarks focused on control and navigation POMDPs, emphasizing the importance of numerous and diverse POMDPs for evaluating memory. There is still a great deal of work to be done towards solving POMDPs, and we hope POPGym provides some measure of progress along the way.

8 ACKNOWLEDGEMENTS

Steven Morad and Stephan Liwicki gratefully acknowledge the support of Toshiba Europe Ltd. Ryan Kortvelesy was supported by Nokia Bell Labs through their donation for the Centre of Mobile, Wearable Systems and Augmented Intelligence to the University of Cambridge.

REFERENCES

- Shaojie Bai, J Zico Kolter, and Vladlen Koltun. An empirical evaluation of generic convolutional and recurrent networks for sequence modeling. *arXiv preprint arXiv:1803.01271*, 2018.
- Andrea Baisero and Sammie Katt. gym-gridverse: Gridworld domains for fully and partially observable reinforcement learning, 2021. URL <https://github.com/abaisero/gym-gridverse>. Publication Title: GitHub repository.
- Andrew G Barto, Richard S Sutton, and Charles W Anderson. Neuronlike adaptive elements that can solve difficult learning control problems. *IEEE transactions on systems, man, and cybernetics*, (5):834–846, 1983. Publisher: IEEE.
- Charles Beattie, Joel Z. Leibo, Denis Teplyashin, Tom Ward, Marcus Wainwright, Heinrich Küttler, Andrew Lefrancq, Simon Green, Víctor Valdés, Amir Sadik, Julian Schrittwieser, Keith Anderson, Sarah York, Max Cant, Adam Cain, Adrian Bolton, Stephen Gaffney, Helen King, Demis Hassabis, Shane Legg, and Stig Petersen. DeepMind Lab. Technical Report arXiv:1612.03801, arXiv, December 2016. URL <http://arxiv.org/abs/1612.03801>. arXiv:1612.03801 [cs] type: article.
- M. G. Bellemare, Y. Naddaf, J. Veness, and M. Bowling. The Arcade Learning Environment: An Evaluation Platform for General Agents. *Journal of Artificial Intelligence Research*, 47:253–279, June 2013. ISSN 1076-9757. doi: 10.1613/jair.3912. URL <https://www.jair.org/index.php/jair/article/view/10819>.
- Matteo Bettini, Ryan Kortvelesy, Jan Blumenkamp, and Amanda Prorok. VMAS: A Vectorized Multi-Agent Simulator for Collective Robot Learning. *The 16th International Symposium on Distributed Autonomous Robotic Systems*, 2022. Publisher: Springer.
- Manuel Blum and Dexter Kozen. On the power of the compass (or, why mazes are easier to search than graphs). In *19th Annual Symposium on Foundations of Computer Science (sfcs 1978)*, pp. 132–142, October 1978. doi: 10.1109/SFCS.1978.30. ISSN: 0272-5428.
- Greg Brockman, Vicki Cheung, Ludwig Pettersson, Jonas Schneider, John Schulman, Jie Tang, and Wojciech Zaremba. OpenAI Gym, 2016. eprint: arXiv:1606.01540.
- Yuri Burda, Harrison Edwards, Amos Storkey, and Oleg Klimov. Exploration by random network distillation. February 2022. URL <https://openreview.net/forum?id=H1lJUnR5Ym>.
- Anthony R Cassandra. A survey of POMDP applications. In *Working notes of AAAI 1998 fall symposium on planning with partially observable Markov decision processes*, volume 1724, 1998.
- Maxime Chevalier-Boisvert. MiniWorld: Minimalistic 3D Environment for RL & Robotics Research, 2018. URL <https://github.com/maximecb/gym-miniworld>. Publication Title: GitHub repository.
- Maxime Chevalier-Boisvert, Lucas Willems, and Suman Pal. Minimalistic Gridworld Environment for OpenAI Gym, 2018. URL <https://github.com/maximecb/gym-minigrid>. Publication Title: GitHub repository.
- Junyoung Chung, Caglar Gulcehre, KyungHyun Cho, and Yoshua Bengio. Empirical evaluation of gated recurrent neural networks on sequence modeling. *arXiv preprint arXiv:1412.3555*, 2014.
- Karl Cobbe, Chris Hesse, Jacob Hilton, and John Schulman. Leveraging Procedural Generation to Benchmark Reinforcement Learning. In *Proceedings of the 37th International Conference on Machine Learning*, pp. 2048–2056. PMLR, November 2020. URL <https://proceedings.mlr.press/v119/cobbe20a.html>. ISSN: 2640-3498.
- Prafulla Dhariwal, Christopher Hesse, Oleg Klimov, Alex Nichol, Matthias Plappert, Alec Radford, John Schulman, Szymon Sidor, Yuhuai Wu, and Peter Zhokhov. OpenAI Baselines, 2017. URL <https://github.com/openai/baselines>. Publication Title: GitHub repository.

- Kenji Doya. Temporal Difference Learning in Continuous Time and Space. In D. Touretzky, M. C. Mozer, and M. Hasselmo (eds.), *Advances in Neural Information Processing Systems*, volume 8. MIT Press, 1995. URL <https://proceedings.neurips.cc/paper/1995/file/1e1d184167ca7676cf665225e236a3d2-Paper.pdf>.
- Jeffrey L Elman. Finding structure in time. *Cognitive science*, 14(2):179–211, 1990. Publisher: Wiley Online Library.
- Dibya Ghosh, Jad Rahme, Aviral Kumar, Amy Zhang, Ryan P Adams, and Sergey Levine. Why Generalization in RL is Difficult: Epistemic POMDPs and Implicit Partial Observability. In *Advances in Neural Information Processing Systems*, volume 34, pp. 25502–25515. Curran Associates, Inc., 2021. URL <https://proceedings.neurips.cc/paper/2021/hash/d5ff135377d39f1de7372c95c74dd962-Abstract.html>.
- Alex Graves, Greg Wayne, Malcolm Reynolds, Tim Harley, Ivo Danihelka, Agnieszka Grabska-Barwińska, Sergio Gómez Colmenarejo, Edward Grefenstette, Tiago Ramalho, John Agapiou, and others. Hybrid computing using a neural network with dynamic external memory. *Nature*, 538(7626):471–476, 2016. Publisher: Nature Publishing Group.
- Albert Gu, Karan Goel, and Christopher Re. Efficiently Modeling Long Sequences with Structured State Spaces. March 2022. URL <https://openreview.net/forum?id=uYLFoz1v1AC>.
- Peter Henderson, Riashat Islam, Philip Bachman, Joelle Pineau, Doina Precup, and David Meger. Deep reinforcement learning that matters. In *Proceedings of the Thirty-Second AAAI Conference on Artificial Intelligence and Thirtieth Innovative Applications of Artificial Intelligence Conference and Eighth AAAI Symposium on Educational Advances in Artificial Intelligence, AAAI’18/IAAI’18/EAAI’18*, pp. 3207–3214, New Orleans, Louisiana, USA, February 2018. AAAI Press. ISBN 978-1-57735-800-8.
- Sepp Hochreiter and Jürgen Schmidhuber. Long Short-Term Memory. *Neural Comput.*, 9(8):1735–1780, November 1997. ISSN 0899-7667. doi: 10.1162/neco.1997.9.8.1735. URL <https://doi.org/10.1162/neco.1997.9.8.1735>. Place: Cambridge, MA, USA Publisher: MIT Press.
- Shengyi Huang, Rousslan Fernand Julien Dossa, Chang Ye, and Jeff Braga. CleanRL: High-quality Single-file Implementations of Deep Reinforcement Learning Algorithms. 2021. eprint: 2111.08819.
- Chi Jin, Sham Kakade, Akshay Krishnamurthy, and Qinghua Liu. Sample-Efficient Reinforcement Learning of Undercomplete POMDPs. In *Advances in Neural Information Processing Systems*, volume 33, pp. 18530–18539. Curran Associates, Inc., 2020. URL <https://proceedings.neurips.cc/paper/2020/hash/d783823cc6284b929c2cd8df2167d212-Abstract.html>.
- Abhishek Kadian, Joanne Truong, Aaron Gokaslan, Alexander Clegg, Erik Wijmans, Stefan Lee, Manolis Savva, Sonia Chernova, and Dhruv Batra. Sim2Real Predictivity: Does Evaluation in Simulation Predict Real-World Performance? *IEEE Robotics and Automation Letters*, 5(4):6670–6677, October 2020. ISSN 2377-3766. doi: 10.1109/LRA.2020.3013848. Conference Name: IEEE Robotics and Automation Letters.
- Leslie Pack Kaelbling, Michael L Littman, and Anthony R Cassandra. Planning and acting in partially observable stochastic domains. *Artificial intelligence*, 101(1-2):99–134, 1998. Publisher: Elsevier.
- Steven Kapturovski, Georg Ostrovski, John Quan, Remi Munos, and Will Dabney. RECURRENT EXPERIENCE REPLAY IN DISTRIBUTED REINFORCEMENT LEARNING. pp. 19, 2019.
- Angelos Katharopoulos, Apoorv Vyas, Nikolaos Pappas, and François Fleuret. Transformers are RNNs: Fast Autoregressive Transformers with Linear Attention. In *Proceedings of the 37th International Conference on Machine Learning*, pp. 5156–5165. PMLR, November 2020. URL <https://proceedings.mlr.press/v119/katharopoulos20a.html>. ISSN: 2640-3498.

- Michał Kempka, Marek Wydmuch, Grzegorz Runc, Jakub Toczek, and Wojciech Jaśkowski. ViZ-Doom: A Doom-based AI Research Platform for Visual Reinforcement Learning. In *IEEE Conference on Computational Intelligence and Games*, pp. 341–348, Santorini, Greece, September 2016. IEEE. URL <http://arxiv.org/abs/1605.02097>.
- Jeongyeol Kwon, Yonathan Efroni, Constantine Caramanis, and Shie Mannor. RL for Latent MDPs: Regret Guarantees and a Lower Bound. In *Advances in Neural Information Processing Systems*, volume 34, pp. 24523–24534. Curran Associates, Inc., 2021. URL <https://proceedings.neurips.cc/paper/2021/hash/cd755a6c6b699f3262bcc2aa46ab507e-Abstract.html>.
- Tor Lattimore and Csaba Szepesvári. *Bandit algorithms*. Cambridge University Press, 2020.
- Y. Lecun, L. Bottou, Y. Bengio, and P. Haffner. Gradient-based learning applied to document recognition. *Proceedings of the IEEE*, 86(11):2278–2324, November 1998. ISSN 1558-2256. doi: 10.1109/5.726791. Conference Name: Proceedings of the IEEE.
- Sergey Levine, Aviral Kumar, George Tucker, and Justin Fu. Offline Reinforcement Learning: Tutorial, Review, and Perspectives on Open Problems, November 2020. URL <http://arxiv.org/abs/2005.01643>. arXiv:2005.01643 [cs, stat].
- Shuai Li, Wanqing Li, Chris Cook, Ce Zhu, and Yanbo Gao. Independently Recurrent Neural Network (IndRNN): Building A Longer and Deeper RNN. In *2018 IEEE/CVF Conference on Computer Vision and Pattern Recognition*, pp. 5457–5466, Salt Lake City, UT, June 2018. IEEE. ISBN 978-1-5386-6420-9. doi: 10.1109/CVPR.2018.00572. URL <https://ieeexplore.ieee.org/document/8578670/>.
- Eric Liang, Richard Liaw, Robert Nishihara, Philipp Moritz, Roy Fox, Ken Goldberg, Joseph Gonzalez, Michael Jordan, and Ion Stoica. RLlib: Abstractions for distributed reinforcement learning. In *International Conference on Machine Learning*, pp. 3053–3062. PMLR, 2018.
- Volodymyr Mnih, Koray Kavukcuoglu, David Silver, Andrei A Rusu, Joel Veness, Marc G Bellemare, Alex Graves, Martin Riedmiller, Andreas K Fidjeland, Georg Ostrovski, and others. Human-level control through deep reinforcement learning. *nature*, 518(7540):529–533, 2015. Publisher: Nature Publishing Group.
- Steven Morad, Stephan Liwicki, Ryan Kortvelesy, Roberto Mecca, and Amanda Prorok. Modeling Partially Observable Systems using Graph-Based Memory and Topological Priors. In *Proceedings of The 4th Annual Learning for Dynamics and Control Conference*, pp. 59–73. PMLR, May 2022. URL <https://proceedings.mlr.press/v168/morad22a.html>. ISSN: 2640-3498.
- Steven D. Morad, Roberto Mecca, Rudra P. K. Poudel, Stephan Liwicki, and Roberto Cipolla. Embodied Visual Navigation With Automatic Curriculum Learning in Real Environments. *IEEE Robotics and Automation Letters*, 6(2):683–690, April 2021. ISSN 2377-3766. doi: 10.1109/LRA.2020.3048662. Conference Name: IEEE Robotics and Automation Letters.
- Tianwei Ni, Benjamin Eysenbach, and Ruslan Salakhutdinov. Recurrent Model-Free RL Can Be a Strong Baseline for Many POMDPs. In *Proceedings of the 39th International Conference on Machine Learning*, pp. 16691–16723. PMLR, June 2022. URL <https://proceedings.mlr.press/v162/ni22a.html>. ISSN: 2640-3498.
- Ian Osband, Yotam Doron, Matteo Hessel, John Aslanides, Eren Sezener, Andre Saraiva, Katrina McKinney, Tor Lattimore, Csaba Szepesvári, Satinder Singh, Benjamin Van Roy, Richard Sutton, David Silver, and Hado van Hasselt. Behaviour Suite for Reinforcement Learning. In *International Conference on Learning Representations*, 2020. URL <https://openreview.net/forum?id=rygf-kSYwH>.
- Emilio Parisotto, Francis Song, Jack Rae, Razvan Pascanu, Caglar Gulcehre, Siddhant Jayakumar, Max Jaderberg, Raphaël Lopez Kaufman, Aidan Clark, Seb Noury, Matthew Botvinick, Nicolas Heess, and Raia Hadsell. Stabilizing Transformers for Reinforcement Learning. In Hal Daumé III and Aarti Singh (eds.), *Proceedings of the 37th International Conference on Machine Learning*, volume 119 of *Proceedings of Machine Learning Research*, pp. 7487–7498. PMLR, July 2020. URL <https://proceedings.mlr.press/v119/parisotto20a.html>.

- Antonin Raffin, Ashley Hill, Adam Gleave, Anssi Kanervisto, Maximilian Ernestus, and Noah Dormann. Stable-Baselines3: Reliable Reinforcement Learning Implementations. *Journal of Machine Learning Research*, 22(268):1–8, 2021. URL <http://jmlr.org/papers/v22/20-1364.html>.
- Dhruv Ramani. A Short Survey On Memory Based Reinforcement Learning. Technical Report arXiv:1904.06736, arXiv, April 2019. URL <http://arxiv.org/abs/1904.06736>. arXiv:1904.06736 [cs] type: article.
- Mikayel Samvelyan, Tabish Rashid, Christian Schroeder De Witt, Gregory Farquhar, Nantas Nardelli, Tim GJ Rudner, Chia-Man Hung, Philip HS Torr, Jakob Foerster, and Shimon Whiteson. The starcraft multi-agent challenge. *arXiv preprint arXiv:1902.04043*, 2019.
- Imanol Schlag, Kazuki Irie, and Jürgen Schmidhuber. Linear Transformers Are Secretly Fast Weight Programmers. In *Proceedings of the 38th International Conference on Machine Learning*, pp. 9355–9366. PMLR, July 2021. URL <https://proceedings.mlr.press/v139/schlag21a.html>. ISSN: 2640-3498.
- John Schulman, Filip Wolski, Prafulla Dhariwal, Alec Radford, and Oleg Klimov. Proximal policy optimization algorithms. *arXiv preprint arXiv:1707.06347*, 2017.
- Daniel Seita. Can RL From Pixels be as Efficient as RL From State?, July 2020. URL <http://bair.berkeley.edu/blog/2020/07/19/curl-rad/>.
- Vatsal Sharan, Sham M Kakade, Percy S Liang, and Gregory Valiant. Learning Overcomplete HMMs. In *Advances in Neural Information Processing Systems*, volume 30. Curran Associates, Inc., 2017. URL <https://proceedings.neurips.cc/paper/2017/hash/6aca97005c68f1206823815f66102863-Abstract.html>.
- Aleksandrs Slivkins and others. Introduction to multi-armed bandits. *Foundations and Trends® in Machine Learning*, 12(1-2):1–286, 2019. Publisher: Now Publishers, Inc.
- Richard S Sutton and Andrew G Barto. *Reinforcement learning: An introduction*. MIT press, 2018.
- Ashish Vaswani, Noam Shazeer, Niki Parmar, Jakob Uszkoreit, Llion Jones, Aidan N Gomez, \Lukasz Kaiser, and Illia Polosukhin. Attention is all you need. *Advances in neural information processing systems*, 30, 2017.
- Aaron Voelker, Ivana Kajić, and Chris Eliasmith. Legendre Memory Units: Continuous-Time Representation in Recurrent Neural Networks. In *Advances in Neural Information Processing Systems*, volume 32. Curran Associates, Inc., 2019. URL <https://papers.nips.cc/paper/2019/hash/952285b9b7e7a1be5aa7849f32ffff05-Abstract.html>.
- Zhihan Yang and Hai Nguyen. Recurrent Off-policy Baselines for Memory-based Continuous Control. Technical Report arXiv:2110.12628, arXiv, October 2021. URL <http://arxiv.org/abs/2110.12628>. arXiv:2110.12628 [cs] type: article.
- Kaiyu Zheng and Stefanie Tellex. pomdp-py: A Framework to Build and Solve POMDP Problems. In *ICAPS 2020 Workshop on Planning and Robotics (PlanRob)*, 2020. URL https://icaps20subpages.icaps-conference.org/wp-content/uploads/2020/10/14-PlanRob_2020_paper_3.pdf.

Table 2: PPO hyperparameters used in all of our experiments.

HParam	Value
Decay factor γ	0.99
Value fn. loss coef.	1.0
Entropy loss coef.	0.0
Learning rate	5e-5
Num. SGD iters	30
Batch size	65536
Minibatch size	8192
GAE λ	1.0
KL target	0.01
KL coefficient	0.2
PPO clipping	0.3
Value clipping	0.3
BPTT Truncation Length	∞
Maximum Episode Length	1024

A EXPERIMENTAL PARAMETERS

Given the number of environments and models, it is not computationally feasible to optimize hyperparameters in a structured way. Through trial and error, we evaluated all models on the Repeat First and Repeat Previous environments and found suitable values that worked across all models. We then picked a more conservative estimate (larger batch size, lower learning rate) to promote monotonic improvement and prevent catastrophic forgetting, at the expense of some sample efficiency.

There is no clear axis for a truly fair comparison between memory models – model throughput and parameter count vary drastically throughout the memory models. We decide to limit the amount of storage (i.e. recurrent state size) of each memory model to 256 dimensions, which is greater than the common values of 64 and 128 in literature (Ni et al., 2022). This results in lower parameter counts for models that produce the recurrent state using a tensor product (e.g. FWP, FART, S4D). We could make an exception for these models, allowing them to produce recurrent states of size $256^2 = 63356$ dimensions instead of $16^2 = 256$ dimensions to bring up the parameter count, but we believe this is unfair to recurrent models. In this case, recurrent models would need to forget and compress information over longer episodes, while tensor product models could store every single observation in memory without any compression or forgetting. Storing everything is unlikely to scale to real-world applications where episodes could span hours, days, or run indefinitely.

A.1 GENERAL MODEL HYPERPARAMETERS

For all our memory experiments, we use the same outer model, just swapping out the inner memory model. The outer model first projects observations from the environment to 128 zero-mean variance-one dimensions. Here, the positional encoding is applied if the memory model requests it. The projection goes through a single linear layer and LeakyReLU activation of size 128, then feeds into the memory model. Output from the memory model is projected to 128 dimensions, then split into the actor and critic head. The actor and critic heads are two layer MLPs of width 128 with LeakyReLU activation.

A.2 MODEL-SPECIFIC HYPERPARAMETERS

The Elman, GRU, LSTM, and LMU RNNs use a single cell. We use a 2-cell IndRNN as they claim to utilize deeper networks. The FART and FWP models use a single attention block. We use the attention-only formulations of FWP, rather than the combined attention and RNN variant. We utilize a temporal window of four for frame stacking and TCN. LMU utilizes a θ window size of 64 timesteps.

B FULL EXPERIMENTAL RESULTS

We report our results in three forms:

1. Bar charts denoting the standardized MMER split by environment (Figure 5-Figure 9)
2. Line plots showing cumulative maximum episodic reward for each training epoch, split by environment (Figure 10-Figure 14)
3. Tables reporting the mean and standard deviation of the MMER, split by model and environment (Table 3)

All models and environments are from commit e397e5e except for the DiffNC experiments, which are from commit 33b0995. All experiments sample 15M timesteps from each environment, except for the DiffNC experiments which sample 10M timesteps.

We run each trial 3 times, aggregating results using the mean over trials. All raw data is available at <https://wandb.ai/prorok-lab/popgym-public>. The bar plots represent the mean and 95% bootstrap confidence interval. For the bar charts, we standardize the reward between 0 and 1. In the line plots, the solid region refers to the mean and the shaded region to the 95% bootstrap confidence interval. The table reports the MMER mean and standard deviation across trials.

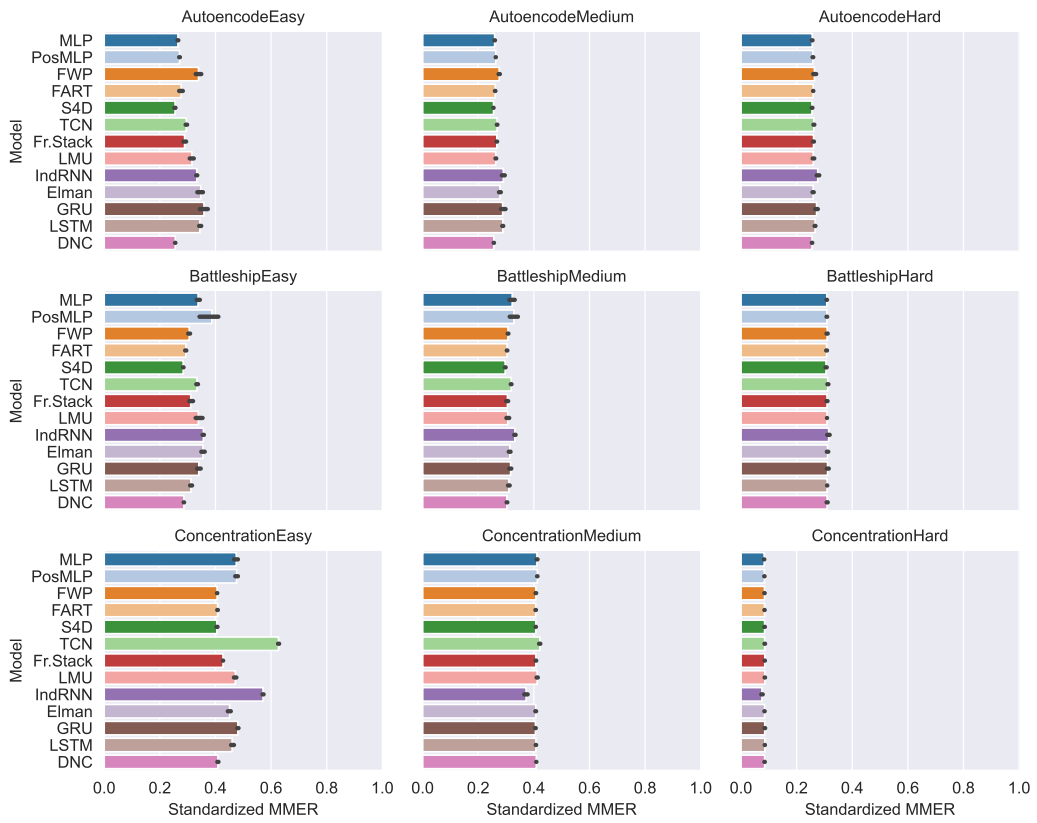


Figure 5: POPGym baselines.

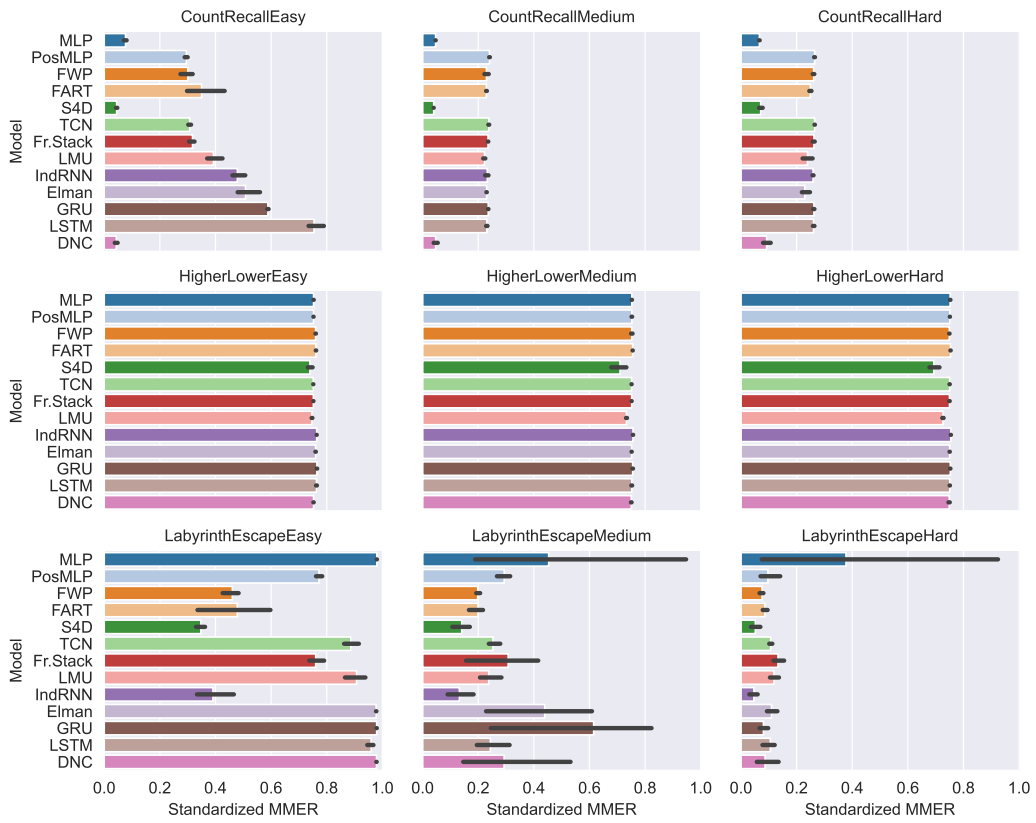


Figure 6: POPGym baselines (continued)

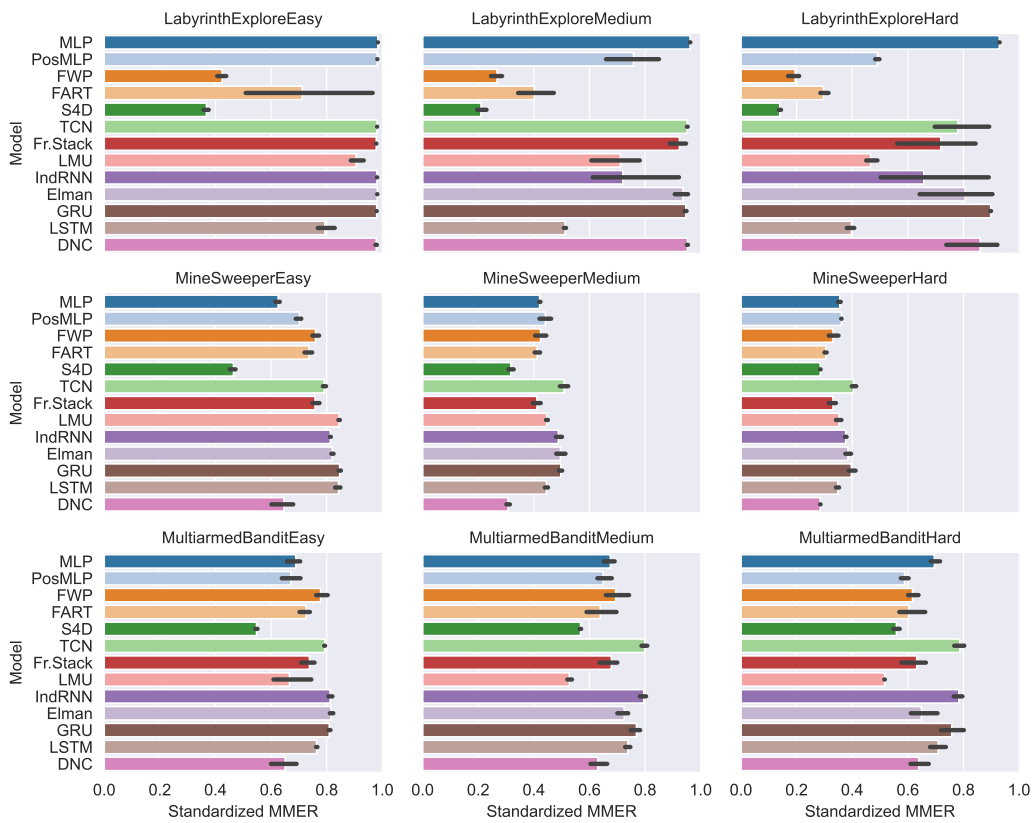


Figure 7: POPGym baselines (continued)

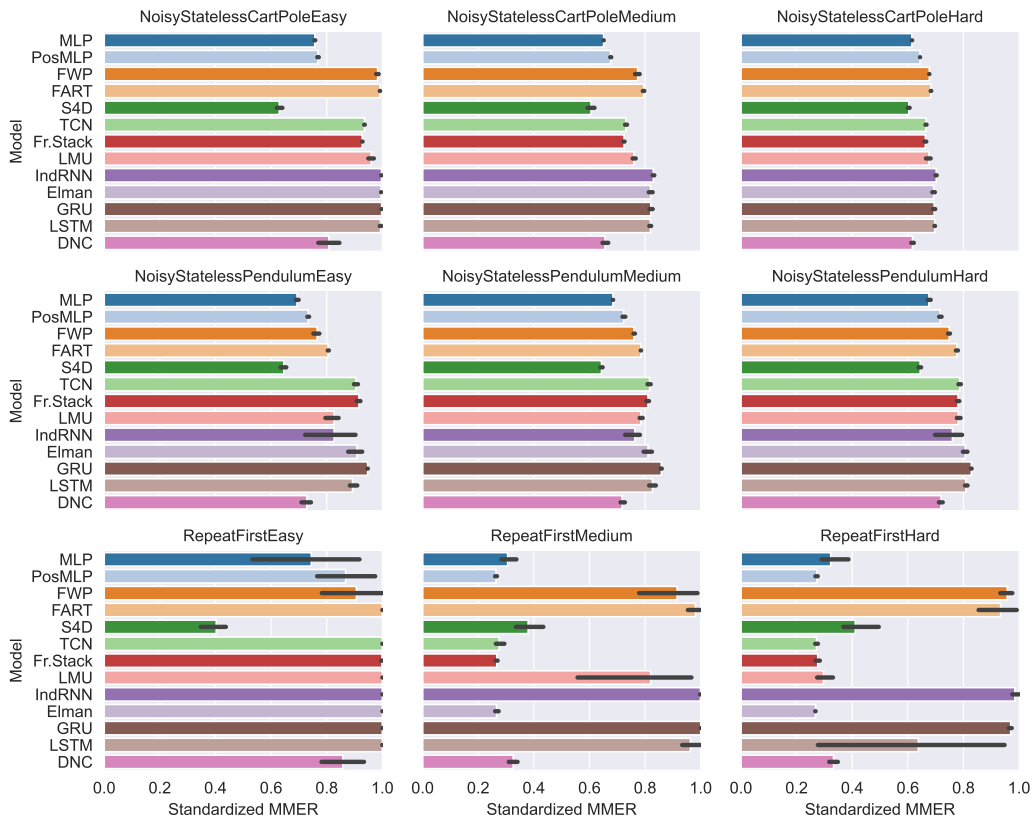


Figure 8: POPGym baselines (continued)

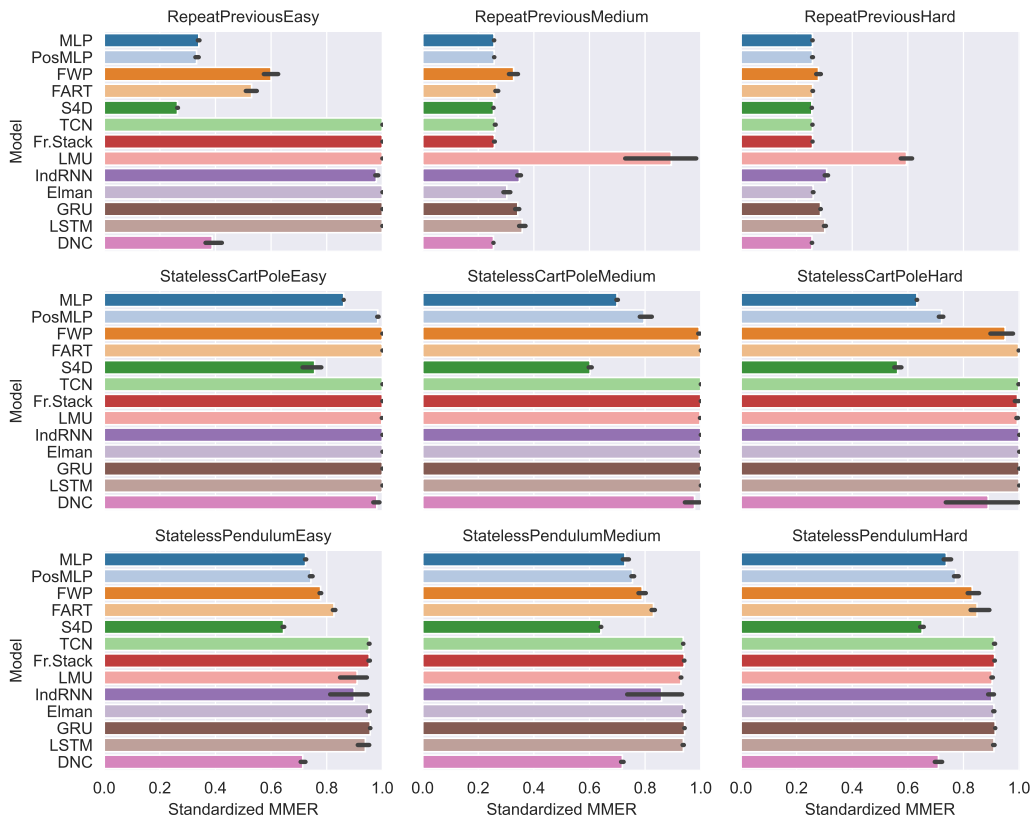


Figure 9: POPGym baselines (continued)

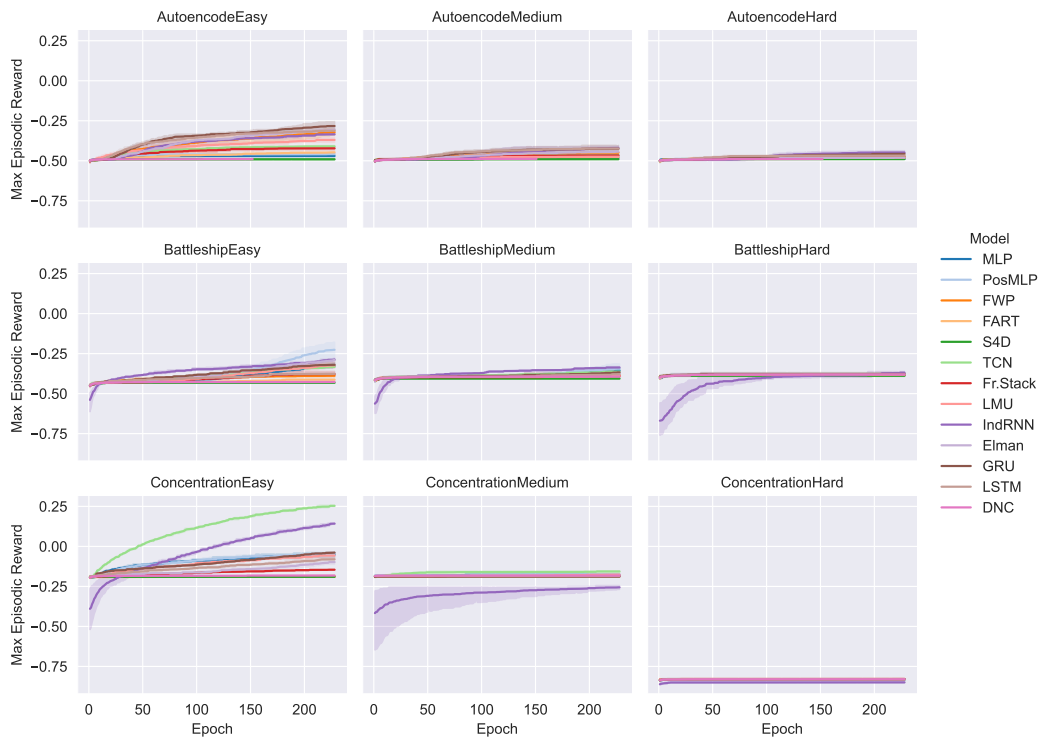


Figure 10: POPGym baselines (continued)

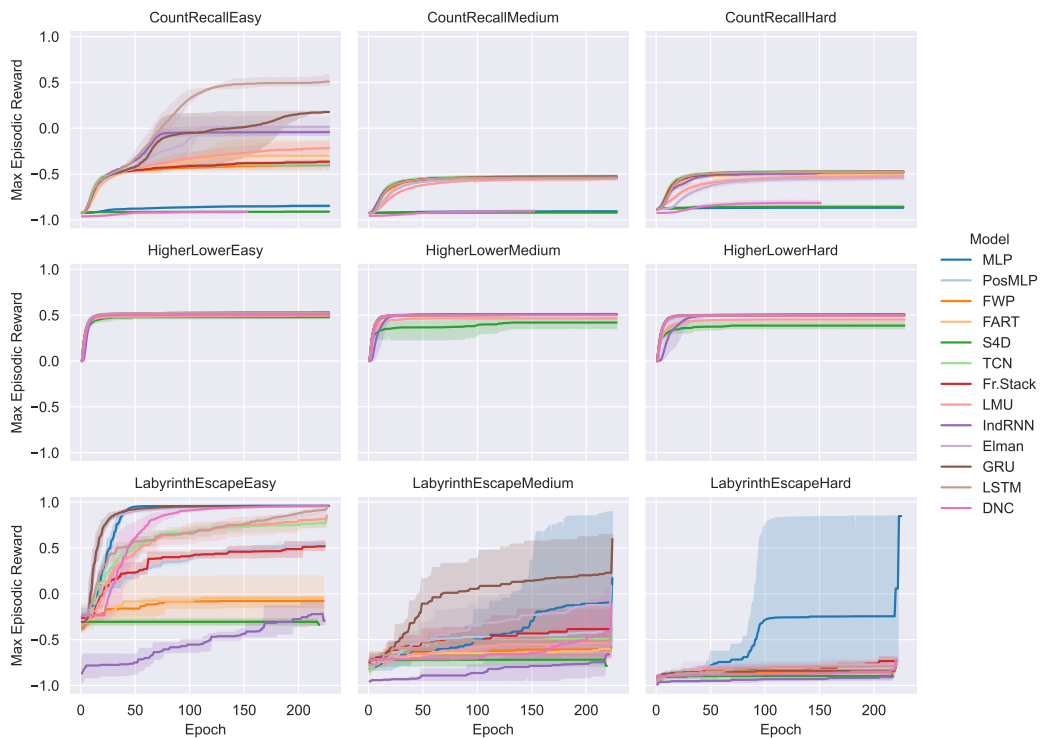


Figure 11: POPGym baselines (continued)

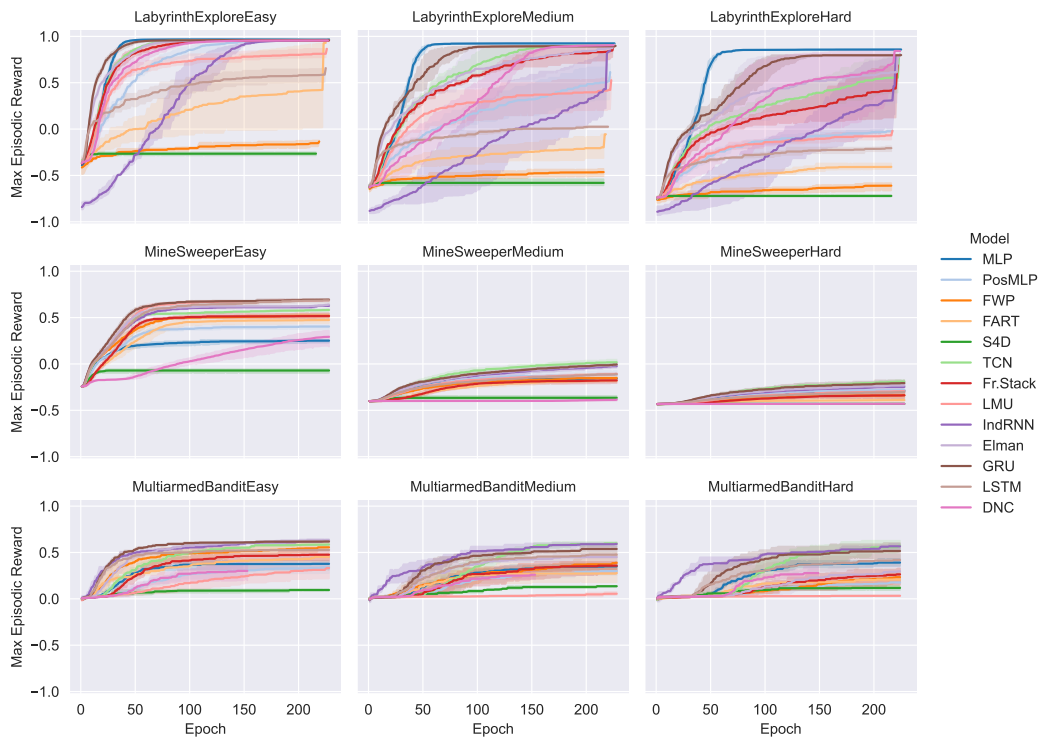


Figure 12: POPGym baselines (continued)

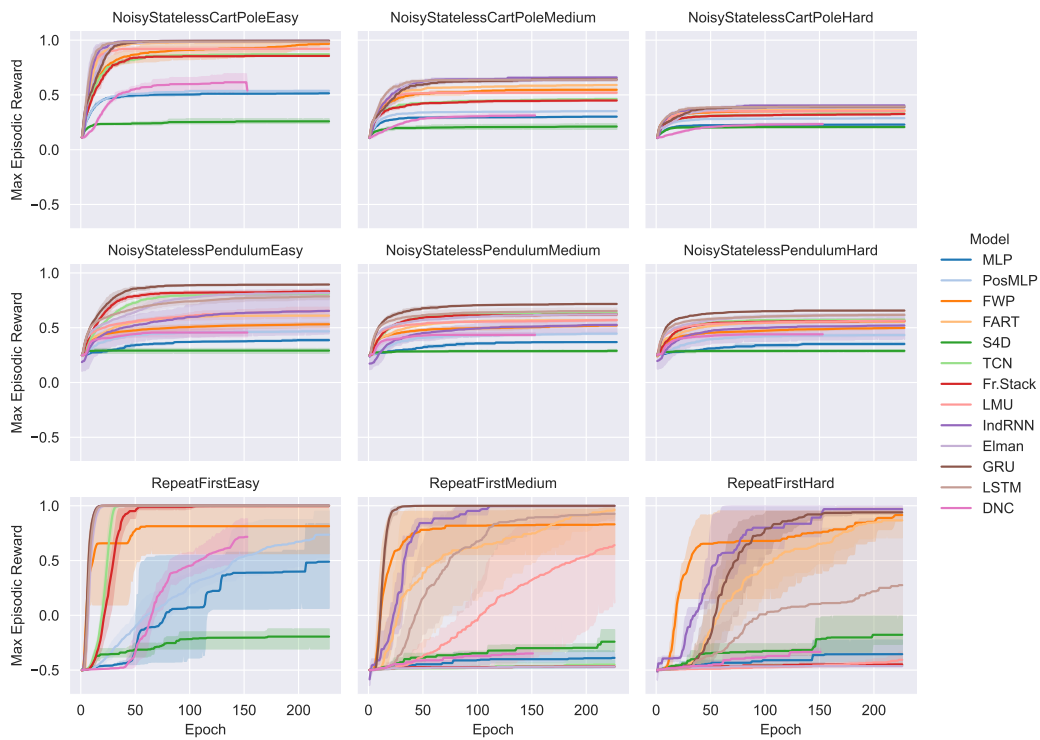


Figure 13: POPGym baselines (continued)

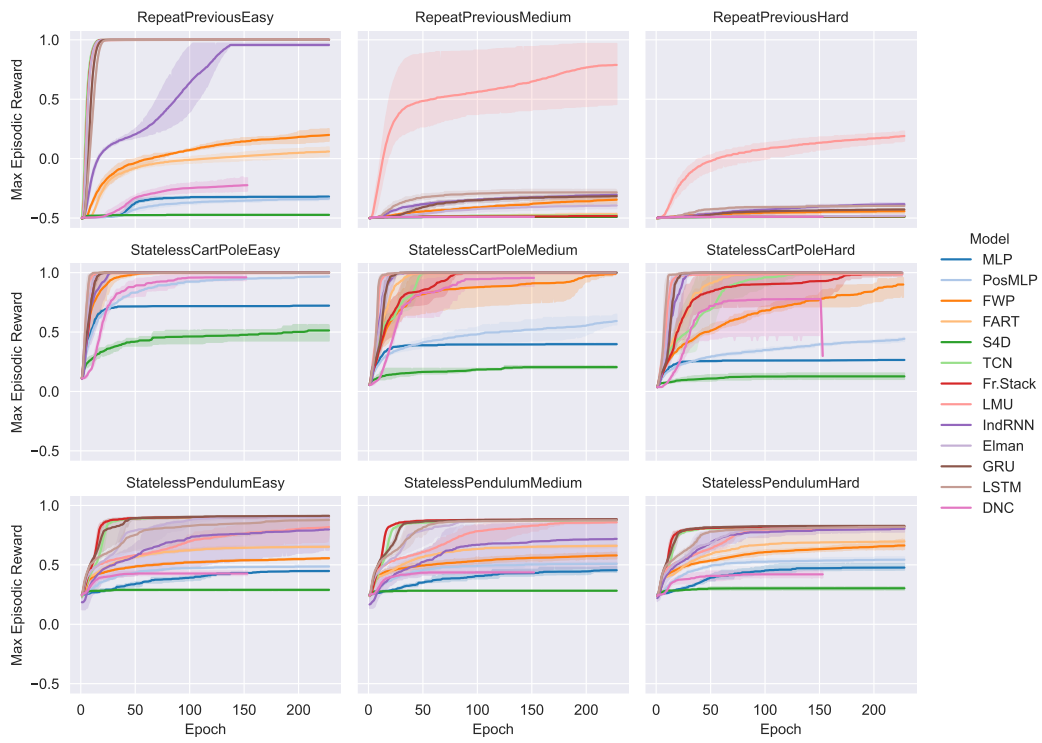


Figure 14: POPGym baselines (continued)

Table 3: Full table of results, denoting the MMER mean and standard deviation by environment and model.

Env.	Model	MMER	
		μ	σ
AutoencodeEasy	DNC	-0.489	0.002
	Elman	-0.306	0.022
	FART	-0.447	0.014
	FWP	-0.322	0.020
	Fr.Stack	-0.422	0.010
	GRU	-0.283	0.029
	IndRNN	-0.334	0.004
	LMU	-0.370	0.015
	LSTM	-0.312	0.008
	MLP	-0.470	0.004
	PosMLP	-0.458	0.003
	S4D	-0.490	0.005
	TCN	-0.410	0.006
	AutoencodeMedium	DNC	-0.488
Elman		-0.443	0.007
FART		-0.478	0.002
FWP		-0.449	0.005
Fr.Stack		-0.466	0.002
GRU		-0.425	0.018
IndRNN		-0.420	0.011
LMU		-0.474	0.003
LSTM		-0.423	0.004
MLP		-0.482	0.002
PosMLP		-0.474	0.001
S4D		-0.490	0.001
TCN		-0.464	0.002
AutoencodeHard		DNC	-0.489
	Elman	-0.481	0.005
	FART	-0.481	0.001
	FWP	-0.472	0.011
	Fr.Stack	-0.478	0.004
	GRU	-0.456	0.009
	IndRNN	-0.448	0.010
	LMU	-0.480	0.006
	LSTM	-0.467	0.004
	MLP	-0.488	0.002
	PosMLP	-0.483	0.003
	S4D	-0.489	0.003
	TCN	-0.476	0.004
	BattleshipEasy	DNC	-0.427
Elman		-0.290	0.013
FART		-0.413	0.005
FWP		-0.389	0.007
Fr.Stack		-0.378	0.015
GRU		-0.320	0.013
IndRNN		-0.287	0.005
LMU		-0.323	0.027
LSTM		-0.376	0.007
MLP		-0.325	0.012
PosMLP		-0.226	0.077
S4D		-0.432	0.002

Continued on next page

Env.	Model	μ	σ
BattleshipMedium	TCN	-0.333	0.007
	DNC	-0.394	0.003
	Elman	-0.373	0.007
	FART	-0.392	0.003
	FWP	-0.386	0.003
	Fr.Stack	-0.390	0.008
	GRU	-0.367	0.008
	IndRNN	-0.337	0.005
	LMU	-0.387	0.010
	LSTM	-0.379	0.006
	MLP	-0.356	0.020
	PosMLP	-0.344	0.030
	S4D	-0.406	0.003
	BattleshipHard	TCN	-0.363
DNC		-0.380	0.004
Elman		-0.377	0.005
FART		-0.384	0.003
FWP		-0.380	0.005
Fr.Stack		-0.381	0.004
GRU		-0.377	0.008
IndRNN		-0.369	0.009
LMU		-0.381	0.000
LSTM		-0.380	0.001
MLP		-0.383	0.002
PosMLP		-0.382	0.003
S4D		-0.389	0.005
ConcentrationEasy		TCN	-0.376
	DNC	-0.182	0.004
	Elman	-0.098	0.012
	FART	-0.185	0.002
	FWP	-0.188	0.001
	Fr.Stack	-0.146	0.001
	GRU	-0.039	0.005
	IndRNN	0.142	0.004
	LMU	-0.057	0.009
	LSTM	-0.080	0.012
	MLP	-0.050	0.015
	PosMLP	-0.048	0.010
	S4D	-0.190	0.004
	TCN	0.253	0.004
ConcentrationMedium	DNC	-0.182	0.001
	Elman	-0.186	0.003
	FART	-0.186	0.002
	FWP	-0.185	0.002
	Fr.Stack	-0.185	0.002
	GRU	-0.189	0.003
	IndRNN	-0.256	0.012
	LMU	-0.176	0.005
	LSTM	-0.185	0.001
	MLP	-0.178	0.004
	PosMLP	-0.175	0.002
	S4D	-0.186	0.002
	TCN	-0.157	0.005
	ConcentrationHard	DNC	-0.830

Continued on next page

Env.	Model	μ	σ	
	Elman	-0.830	0.001	
	FART	-0.830	0.001	
	FWP	-0.831	0.001	
	Fr.Stack	-0.829	0.001	
	GRU	-0.829	0.003	
	IndRNN	-0.849	0.005	
	LMU	-0.828	0.002	
	LSTM	-0.829	0.001	
	MLP	-0.833	0.001	
	PosMLP	-0.831	0.001	
	S4D	-0.830	0.002	
	TCN	-0.830	0.003	
	CountRecallEasy	DNC	-0.913	0.017
		Elman	0.016	0.091
		FART	-0.300	0.145
FWP		-0.399	0.047	
Fr.Stack		-0.365	0.022	
GRU		0.177	0.005	
IndRNN		-0.042	0.050	
LMU		-0.214	0.058	
LSTM		0.509	0.062	
MLP		-0.847	0.011	
PosMLP		-0.409	0.011	
S4D		-0.911	0.005	
TCN		-0.385	0.010	
CountRecallMedium		DNC	-0.907	0.023
		Elman	-0.540	0.001
	FART	-0.541	0.003	
	FWP	-0.541	0.016	
	Fr.Stack	-0.529	0.002	
	GRU	-0.528	0.001	
	IndRNN	-0.535	0.014	
	LMU	-0.555	0.009	
	LSTM	-0.538	0.005	
	MLP	-0.907	0.001	
	PosMLP	-0.519	0.003	
	S4D	-0.920	0.000	
	TCN	-0.524	0.003	
	CountRecallHard	DNC	-0.815	0.042
		Elman	-0.541	0.033
FART		-0.501	0.008	
FWP		-0.477	0.006	
Fr.Stack		-0.475	0.008	
GRU		-0.475	0.006	
IndRNN		-0.481	0.004	
LMU		-0.522	0.036	
LSTM		-0.478	0.006	
MLP		-0.867	0.002	
PosMLP		-0.470	0.003	
S4D		-0.858	0.013	
TCN		-0.470	0.002	
HigherLowerEasy		DNC	0.505	0.002
		Elman	0.520	0.002
	FART	0.522	0.002	

Continued on next page

Env.	Model	μ	σ
HigherLowerMedium	FWP	0.520	0.002
	Fr.Stack	0.504	0.001
	GRU	0.529	0.002
	IndRNN	0.528	0.000
	LMU	0.494	0.003
	LSTM	0.526	0.003
	MLP	0.505	0.001
	PosMLP	0.505	0.001
	S4D	0.479	0.018
	TCN	0.503	0.000
	DNC	0.501	0.003
	Elman	0.503	0.001
	FART	0.511	0.001
	FWP	0.504	0.006
	Fr.Stack	0.503	0.000
	HigherLowerHard	GRU	0.511
IndRNN		0.513	0.001
LMU		0.466	0.004
LSTM		0.504	0.003
MLP		0.504	0.001
PosMLP		0.505	0.002
S4D		0.420	0.057
TCN		0.503	0.001
DNC		0.498	0.005
Elman		0.501	0.001
FART		0.507	0.001
FWP		0.499	0.002
Fr.Stack		0.499	0.002
GRU		0.506	0.001
IndRNN		0.509	0.001
LMU		0.453	0.005
LabyrinthEscapeEasy	LSTM	0.502	0.001
	MLP	0.504	0.002
	PosMLP	0.502	0.001
	S4D	0.387	0.037
	TCN	0.501	0.001
	DNC	0.958	0.002
	Elman	0.956	0.002
	FART	-0.043	0.266
	FWP	-0.078	0.062
	Fr.Stack	0.521	0.055
	GRU	0.959	0.001
	IndRNN	-0.218	0.136
	LMU	0.814	0.076
	LSTM	0.920	0.024
	MLP	0.961	0.000
	PosMLP	0.544	0.023
LabyrinthEscapeMedium	S4D	-0.305	0.033
	TCN	0.773	0.054
	DNC	-0.414	0.493
	Elman	-0.122	0.388
	FART	-0.602	0.057
	FWP	-0.604	0.015
	Fr.Stack	-0.384	0.271

Continued on next page

Env.	Model	μ	σ
LabyrinthEscapeHard	GRU	0.230	0.642
	IndRNN	-0.735	0.135
	LMU	-0.525	0.081
	LSTM	-0.513	0.123
	MLP	-0.093	0.857
	PosMLP	-0.413	0.049
	S4D	-0.719	0.064
	TCN	-0.494	0.046
	DNC	-0.827	0.085
	Elman	-0.780	0.039
	FART	-0.828	0.018
	FWP	-0.848	0.016
	Fr.Stack	-0.733	0.040
	GRU	-0.839	0.032
IndRNN	-0.907	0.030	
LMU	-0.762	0.033	
LSTM	-0.789	0.049	
MLP	-0.245	0.948	
PosMLP	-0.806	0.078	
S4D	-0.897	0.034	
TCN	-0.787	0.011	
LabyrinthExploreEasy	DNC	0.956	0.006
	Elman	0.964	0.001
	FART	0.424	0.465
	FWP	-0.152	0.033
	Fr.Stack	0.957	0.001
	GRU	0.960	0.001
	IndRNN	0.961	0.001
	LMU	0.812	0.048
	LSTM	0.587	0.076
	MLP	0.968	0.000
	PosMLP	0.964	0.001
	S4D	-0.265	0.018
	TCN	0.962	0.000
	DNC	0.905	0.005
LabyrinthExploreMedium	Elman	0.873	0.052
	FART	-0.197	0.130
	FWP	-0.464	0.041
	Fr.Stack	0.847	0.063
	GRU	0.893	0.008
	IndRNN	0.440	0.350
	LMU	0.423	0.185
	LSTM	0.025	0.009
	MLP	0.924	0.001
	PosMLP	0.516	0.191
	S4D	-0.580	0.035
	TCN	0.903	0.003
	DNC	0.720	0.212
	LabyrinthExploreHard	Elman	0.612
FART		-0.407	0.032
FWP		-0.611	0.044
Fr.Stack		0.437	0.287
GRU		0.796	0.003
IndRNN		0.315	0.412

Continued on next page

Env.	Model	μ	σ
MineSweeperEasy	LMU	-0.068	0.048
	LSTM	-0.206	0.030
	MLP	0.858	0.002
	PosMLP	-0.018	0.016
	S4D	-0.721	0.008
	TCN	0.559	0.203
	DNC	0.293	0.102
	Elman	0.640	0.008
	FART	0.474	0.030
	FWP	0.520	0.025
	Fr.Stack	0.516	0.028
	GRU	0.693	0.009
	IndRNN	0.626	0.003
	LMU	0.689	0.005
MineSweeperMedium	LSTM	0.686	0.022
	MLP	0.251	0.019
	PosMLP	0.403	0.023
	S4D	-0.071	0.024
	TCN	0.582	0.012
	DNC	-0.385	0.016
	Elman	-0.009	0.034
	FART	-0.176	0.020
	FWP	-0.151	0.041
	Fr.Stack	-0.177	0.029
	GRU	-0.006	0.013
	IndRNN	-0.024	0.023
	LMU	-0.108	0.008
	LSTM	-0.110	0.012
MineSweeperHard	MLP	-0.158	0.006
	PosMLP	-0.117	0.042
	S4D	-0.365	0.019
	TCN	0.018	0.030
	DNC	-0.429	0.002
	Elman	-0.230	0.021
	FART	-0.390	0.009
	FWP	-0.338	0.036
	Fr.Stack	-0.338	0.028
	GRU	-0.206	0.027
	IndRNN	-0.247	0.006
	LMU	-0.294	0.021
	LSTM	-0.303	0.012
	MLP	-0.289	0.011
MultiarmedBanditEasy	PosMLP	-0.278	0.001
	S4D	-0.430	0.002
	TCN	-0.191	0.018
	DNC	0.302	0.106
	Elman	0.631	0.014
	FART	0.453	0.042
	FWP	0.556	0.045
	Fr.Stack	0.476	0.052
	GRU	0.619	0.007
	IndRNN	0.625	0.014
	LMU	0.332	0.141
	LSTM	0.527	0.006

Continued on next page

Env.	Model	μ	σ
MultiarmedBanditMedium	MLP	0.377	0.055
	PosMLP	0.342	0.068
	S4D	0.095	0.008
	TCN	0.586	0.004
	DNC	0.260	0.066
	Elman	0.450	0.043
	FART	0.278	0.109
	FWP	0.388	0.087
	Fr.Stack	0.357	0.074
	GRU	0.538	0.036
	IndRNN	0.591	0.026
	LMU	0.055	0.018
	LSTM	0.476	0.019
	MLP	0.350	0.041
PosMLP	0.299	0.055	
MultiarmedBanditHard	S4D	0.136	0.006
	TCN	0.598	0.022
	DNC	0.278	0.075
	Elman	0.297	0.103
	FART	0.208	0.102
	FWP	0.234	0.048
	Fr.Stack	0.264	0.096
	GRU	0.516	0.083
	IndRNN	0.567	0.033
	LMU	0.033	0.002
	LSTM	0.419	0.057
	MLP	0.391	0.040
	PosMLP	0.177	0.028
	S4D	0.118	0.024
NoisyStatelessCartPoleEasy	TCN	0.574	0.049
	DNC	0.615	0.094
	Elman	0.991	0.000
	FART	0.983	0.001
	FWP	0.966	0.010
	Fr.Stack	0.856	0.003
	GRU	0.995	0.000
	IndRNN	0.994	0.001
	LMU	0.921	0.020
	LSTM	0.987	0.006
	MLP	0.515	0.003
	PosMLP	0.537	0.006
	S4D	0.259	0.021
	TCN	0.871	0.002
NoisyStatelessCartPoleMedium	DNC	0.312	0.025
	Elman	0.640	0.014
	FART	0.590	0.006
	FWP	0.547	0.017
	Fr.Stack	0.449	0.004
	GRU	0.642	0.012
	IndRNN	0.659	0.006
	LMU	0.519	0.012
	LSTM	0.638	0.007
	MLP	0.302	0.002
	PosMLP	0.353	0.004

Continued on next page

Env.	Model	μ	σ
NoisyStatelessCartPoleHard	S4D	0.211	0.025
	TCN	0.462	0.007
	DNC	0.233	0.009
	Elman	0.386	0.009
	FART	0.366	0.002
	FWP	0.354	0.001
	Fr.Stack	0.326	0.006
	GRU	0.390	0.007
	IndRNN	0.404	0.005
	LMU	0.352	0.019
	LSTM	0.393	0.002
	MLP	0.229	0.002
	PosMLP	0.288	0.000
	S4D	0.207	0.007
NoisyStatelessPendulumEasy	TCN	0.330	0.004
	DNC	0.456	0.040
	Elman	0.818	0.056
	FART	0.610	0.005
	FWP	0.532	0.028
	Fr.Stack	0.832	0.015
	GRU	0.894	0.002
	IndRNN	0.654	0.188
	LMU	0.654	0.055
	LSTM	0.786	0.031
	MLP	0.387	0.010
	PosMLP	0.467	0.011
	S4D	0.291	0.022
	TCN	0.811	0.015
NoisyStatelessPendulumMedium	DNC	0.435	0.020
	Elman	0.622	0.031
	FART	0.570	0.001
	FWP	0.521	0.006
	Fr.Stack	0.621	0.010
	GRU	0.717	0.004
	IndRNN	0.526	0.061
	LMU	0.570	0.012
	LSTM	0.653	0.024
	MLP	0.369	0.002
	PosMLP	0.446	0.011
	S4D	0.286	0.011
	TCN	0.633	0.013
	NoisyStatelessPendulumHard	DNC	0.440
Elman		0.614	0.017
FART		0.553	0.007
FWP		0.498	0.008
Fr.Stack		0.561	0.008
GRU		0.657	0.002
IndRNN		0.521	0.109
LMU		0.563	0.014
LSTM		0.617	0.010
MLP		0.351	0.012
PosMLP		0.433	0.009
S4D		0.289	0.011
TCN		0.573	0.009

Continued on next page

Env.	Model	μ	σ	
RepeatFirstEasy	DNC	0.716	0.207	
	Elman	1.000	0.000	
	FART	1.000	0.000	
	FWP	0.813	0.224	
	Fr.Stack	0.997	0.005	
	GRU	1.000	0.000	
	IndRNN	1.000	0.000	
	LMU	1.000	0.000	
	LSTM	1.000	0.000	
	MLP	0.489	0.391	
	PosMLP	0.736	0.209	
	S4D	-0.194	0.098	
	TCN	1.000	0.000	
	RepeatFirstMedium	DNC	-0.349	0.041
		Elman	-0.468	0.014
FART		0.962	0.048	
FWP		0.830	0.237	
Fr.Stack		-0.467	0.007	
GRU		1.000	0.000	
IndRNN		0.998	0.003	
LMU		0.641	0.457	
LSTM		0.926	0.068	
MLP		-0.389	0.057	
PosMLP		-0.472	0.007	
S4D		-0.241	0.100	
TCN		-0.449	0.033	
RepeatFirstHard		DNC	-0.334	0.039
		Elman	-0.464	0.002
	FART	0.867	0.142	
	FWP	0.915	0.045	
	Fr.Stack	-0.448	0.016	
	GRU	0.940	0.012	
	IndRNN	0.969	0.026	
	LMU	-0.406	0.060	
	LSTM	0.275	0.677	
	MLP	-0.355	0.111	
	PosMLP	-0.455	0.009	
	S4D	-0.178	0.146	
	TCN	-0.457	0.010	
	RepeatPreviousEasy	DNC	-0.223	0.075
		Elman	1.000	0.000
FART		0.060	0.040	
FWP		0.200	0.052	
Fr.Stack		1.000	0.000	
GRU		1.000	0.000	
IndRNN		0.957	0.012	
LMU		1.000	0.000	
LSTM		1.000	0.000	
MLP		-0.320	0.007	
PosMLP		-0.336	0.014	
S4D		-0.473	0.003	
TCN		1.000	0.000	
RepeatPreviousMedium		DNC	-0.490	0.001
		Elman	-0.394	0.025

Continued on next page

Env.	Model	μ	σ
RepeatPreviousHard	FART	-0.468	0.011
	FWP	-0.345	0.033
	Fr.Stack	-0.484	0.003
	GRU	-0.315	0.017
	IndRNN	-0.304	0.014
	LMU	0.789	0.288
	LSTM	-0.284	0.024
	MLP	-0.486	0.001
	PosMLP	-0.485	0.001
	S4D	-0.490	0.002
	TCN	-0.478	0.004
	DNC	-0.490	0.002
	Elman	-0.481	0.003
	FART	-0.485	0.003
	FWP	-0.443	0.017
	Fr.Stack	-0.485	0.001
	GRU	-0.428	0.002
IndRNN	-0.384	0.013	
LMU	0.191	0.041	
LSTM	-0.397	0.008	
MLP	-0.486	0.002	
PosMLP	-0.486	0.004	
S4D	-0.491	0.001	
TCN	-0.486	0.001	
DNC	0.960	0.027	
Elman	1.000	0.000	
FART	1.000	0.000	
FWP	1.000	0.000	
Fr.Stack	1.000	0.000	
GRU	1.000	0.000	
IndRNN	1.000	0.000	
LMU	0.996	0.001	
LSTM	1.000	0.000	
MLP	0.722	0.001	
PosMLP	0.967	0.006	
S4D	0.514	0.076	
TCN	1.000	0.000	
DNC	0.956	0.061	
Elman	1.000	0.000	
FART	1.000	0.000	
FWP	0.989	0.007	
Fr.Stack	1.000	0.000	
GRU	1.000	0.000	
IndRNN	1.000	0.000	
LMU	0.995	0.001	
LSTM	1.000	0.000	
MLP	0.398	0.006	
PosMLP	0.593	0.049	
S4D	0.205	0.011	
TCN	1.000	0.000	
DNC	0.778	0.330	
Elman	1.000	0.000	
FART	0.996	0.000	
FWP	0.900	0.092	

Continued on next page

Env.	Model	μ	σ
StatelessPendulumEasy	Fr.Stack	0.989	0.017
	GRU	1.000	0.000
	IndRNN	1.000	0.000
	LMU	0.987	0.007
	LSTM	1.000	0.000
	MLP	0.265	0.002
	PosMLP	0.443	0.018
	S4D	0.127	0.026
	TCN	0.998	0.003
	DNC	0.427	0.022
	Elman	0.903	0.007
	FART	0.652	0.010
	FWP	0.556	0.007
	Fr.Stack	0.906	0.005
GRU	0.913	0.002	
IndRNN	0.798	0.151	
LMU	0.819	0.107	
LSTM	0.878	0.048	
MLP	0.448	0.005	
PosMLP	0.486	0.011	
S4D	0.290	0.007	
TCN	0.906	0.003	
DNC	0.436	0.012	
Elman	0.880	0.004	
FART	0.660	0.013	
FWP	0.579	0.033	
Fr.Stack	0.881	0.002	
GRU	0.884	0.002	
IndRNN	0.719	0.216	
LMU	0.858	0.003	
LSTM	0.875	0.005	
MLP	0.455	0.025	
PosMLP	0.509	0.011	
S4D	0.282	0.003	
TCN	0.874	0.002	
DNC	0.420	0.033	
Elman	0.819	0.005	
FART	0.698	0.077	
FWP	0.663	0.051	
Fr.Stack	0.824	0.002	
GRU	0.828	0.001	
IndRNN	0.804	0.023	
LMU	0.806	0.006	
LSTM	0.819	0.006	
MLP	0.477	0.030	
PosMLP	0.543	0.020	
S4D	0.303	0.014	
TCN	0.822	0.005	