

PLUNDER: Probabilistic Program Synthesis for Learning from Unlabeled and Noisy Demonstrations

Jimmy Xin, Linus Zheng, Jiayi Wei, Kia Rahmani, Jarrett Holtz, Isil Dillig, and Joydeep Biswas
 {jxin31415, linusjz, jiayi, kiar, jaholtz, isil, joydeepb}@utexas.edu
 Department of Computer Science, The University of Texas at Austin

Abstract—Learning from demonstration (LfD) is a widely researched paradigm for teaching robots to perform novel tasks. LfD works particularly well with program synthesis since the resulting programmatic policy is data efficient, interpretable, and amenable to formal verification. However, existing synthesis approaches to LfD rely on precise and labeled demonstrations and are incapable of reasoning about the uncertainty inherent in human decision-making. In this paper, we propose PLUNDER, a new LfD approach that integrates a probabilistic program synthesizer in an expectation-maximization (EM) loop to overcome these limitations. PLUNDER only requires unlabeled low-level demonstrations of the intended task (e.g., remote-controlled motion trajectories), which liberates end-users from providing explicit labels and facilitates a more intuitive LfD experience. PLUNDER also generates a probabilistic policy that captures actuation errors and the uncertainties inherent in human decision making. Our experiments compare PLUNDER with state-of-the-art LfD techniques and demonstrate its advantages across different robotic tasks.

I. INTRODUCTION

Learning from demonstration (LfD) is a popular and intuitive approach for teaching robots to perform novel tasks [1]. Combining LfD with program synthesis methods [2] leads to an approach that is data-efficient, interpretable, and amenable to formal verification. However, existing LfD synthesis approaches assume that the user has manually labeled each time step with an action label [3], [4]. While these labels facilitate effective LfD, acquiring them can be costly and error-prone.

In this paper, we instead focus on learning from unlabeled demonstrations (LfUD), a setting that avoids manual labeling but is more challenging than LfD. Specifically, we aim to synthesize a probabilistic action selection policy (ASP) that produces high-level action labels using only low-level demonstrations given by the user (e.g., the steering and accelerator control values in a driving domain). Such probabilistic ASPs are useful for capturing the inherent uncertainties and complexities in real-world human demonstrations and are widely used in many robotic applications. Nevertheless, the absence of labels precludes the application of conventional program synthesis techniques in our setting.

To overcome this problem, we propose PLUNDER¹, a novel synthesis technique that combines an expectation-maximization (EM) loop [5] with probabilistic program synthesis [6]. The high-level workflow of PLUNDER is shown in Figure 1. Our approach starts from a trivial ASP, $\pi^{(0)}$, which switches the robot’s high-level actions randomly, and

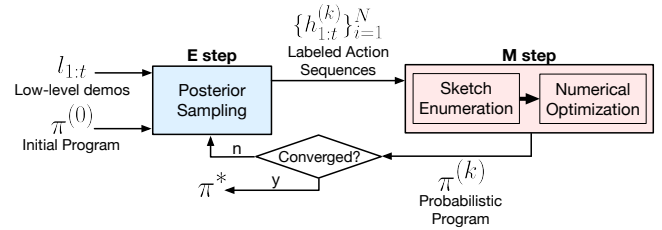


Fig. 1: Workflow of PLUNDER

iteratively improves it within an expectation-maximization formulation. In the Expectation (E) Step, we sample posterior action label sequences by combining the current ASP with low-level demonstrations. This sampling process is implemented using a particle filter and does not necessitate the collection of supplementary data. In the Maximization (M) Step, using a combination of syntactic enumeration and numerical optimization, we synthesize a new ASP to better match the sampled action labels. To enhance the scalability of the M step, we also propose an incremental synthesis technique that focuses its search on ASPs similar to the best ASP found in the previous iteration. This iterative process is repeated until an optimal ASP (π^*) that maximizes the likelihood of the provided demonstrations is obtained.

To evaluate our approach, we compare PLUNDER with baseline techniques on data collected from three simulated environments. Our baselines include state-of-the-art LfD techniques [3] as well as a behavioral cloning approach that trains a neural policy directly on the low-level demonstrations [7]. Our experimental results indicate that PLUNDER consistently outperforms all baselines. We also present case studies showing the advantages of PLUNDER, including resilience to noise, scalability to complex probabilistic programs, and interpretability to the end user.

In summary, this work makes the following contributions:

- We propose the novel idea of combining the EM algorithm with probabilistic program synthesis to tackle the LfUD problem and overcome demonstration noise.
- We introduce an incremental synthesis technique that leverages the EM paradigm to improve the scalability of the M step.
- We present PLUNDER (<https://github.com/ut-amrl/plunder>), a reusable implementation of the proposed algorithm, and conduct empirical evaluations to demonstrate its efficacy in comparison to various alternative approaches.

¹Program Learning from Unlabeled Noisy DEMonstrations for Robots

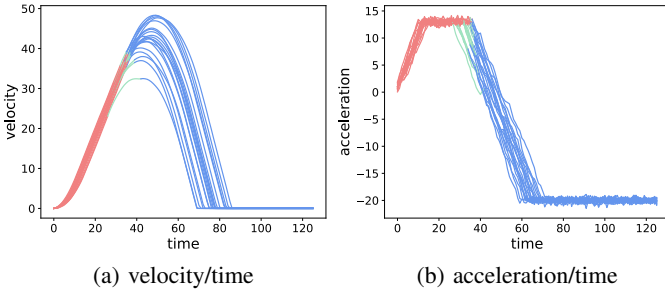


Fig. 2: Remote-controlled demonstrations of low-level vehicle states in the running example. Note the variations in transition boundaries and the motor actuation noise.

II. OVERVIEW

In this section, we will walk through the workflow of PLUNDER using a minimal one-dimensional autonomous driving example. More complex applications are presented and discussed in section IV.

Consider the scenario where a human expert wants to teach an autonomous vehicle to drive on a straight road with stop signs. The expert uses a remote control with a joystick to adjust the motor and brake inputs of the vehicle to control its acceleration rate at every point in time. In the provided demonstrations, the vehicle is initially stationary and then begins gradually accelerating until it reaches the user’s desired velocity. The user then ensures that the vehicle decelerates and comes to a halt near the next stop sign.

Figure 2 displays 20 trajectories created by letting the user remotely control the vehicle using joysticks. The two plots show the velocity and acceleration of the vehicle between two stop signs. Due to the vehicle’s hardware and mechanical constraints, the acceleration value of the vehicle cannot exceed $a_{\max} = 13m/s^2$ or drop below $a_{\min} = -20m/s^2$, despite the user inputting acceleration or deceleration commands via the joystick. The presented trajectories are color-coded based on the user’s intended vehicle behavior. In this example, the user’s intention can be modeled as one of 3 high-level labels: the acceleration label (ACC), the constant velocity label (CON), and the deceleration label (DEC). However, high-level labels such as these are generally challenging to obtain directly. Hence we aim to infer them from only the low-level observations (e.g., acceleration and velocity) while simultaneously learning the ASP that models the user’s high-level intention.

The presented trajectories in Figure 2 demonstrate significant variation in the user’s decision-making regarding state transitions. For instance, one trajectory indicates an extra conservative behavior with an earlier switch from acceleration to constant velocity, resulting in a much lower maximum velocity reached compared to other trajectories. Additionally, in Figure 2b, all acceleration trajectories exhibit small but continuous variations attributed to the inherent noise in the vehicle’s actuation module. Such variations and noise are prevalent in human demonstrations and are challenging to eliminate. However, as demonstrated in section IV, existing

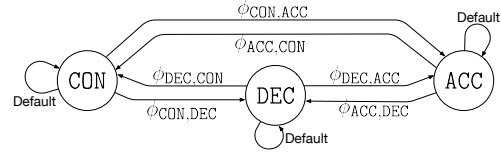


Fig. 3: The probabilistic ASP for the example in section II.

c	$\in \{a_{\min}, a_{\max}, v_{\max}, \dots\}$	(domain constants)
y	$\in \{v, a, d_{\text{stop}}, \dots\}$	(domain variables)
h	$\in \{\text{ACC}, \text{DEC}, \text{CON}\}$	(domain actions)
f	$\in \{+, -, \times, \text{distTrv}, \text{timeToStp}, \dots\}$	(domain functions)
r	$\in \mathbb{R}$	(ASP parameters)
e	$:= y \mid c \mid f(e_1, \dots, e_n)$	(expressions)
ϕ	$:= \text{true} \mid \text{false} \mid \phi_1 \wedge \phi_2 \mid \phi_1 \vee \phi_2$ $\mid \text{randSwitch}(r) \mid \text{flp}(\text{lgs}(e, r_1, r_2))$	(conditionals)

Fig. 4: Syntax of probabilistic transition conditions. Top four rules are specific to the example in section II.

program synthesis techniques for LfD cannot handle such noisy and unlabeled demonstrations.

To address the challenges mentioned above, we propose PLUNDER, an incremental program synthesis algorithm that learns optimal ASPs from unlabeled and noisy demonstrations. The program synthesized by PLUNDER specifies a discrete-time transition system with nodes representing the high-level actions of the vehicle and edges showing the conditions for transitioning between those actions, shown as $\phi_{h,h'}$ for actions h and h' . Figure 3 depicts the transition system for the running example.

PLUNDER models this action selection policy as a *probabilistic program* [6], where the transition conditions are represented as probabilistic expressions. At each time step, if none of the transition conditions execute to *true* for the current state, then the system remains in that state.

The full syntax of probabilistic transition conditions for this example is shown in Figure 4. Note that in addition to standard Boolean constructs, the conditionals can also make use of the probabilistic coin-flip function, *flp*, where *flp*(*p*) evaluates to *true* with probability *p* and *false* otherwise. Additionally, the S-shaped logistic function *lgs* can appear inside *flp* to approximate numerical inequalities. For instance, the deterministic inequality $e > x_0$ can be relaxed into a probabilistic condition using *flp*(*lgs*(*e*, *x*₀, *k*)), where *lgs*(*e*, *x*₀, *k*) maps the difference between *e* and *x*₀ to a value in the range (0, 1) in a smooth and continuous manner, and the parameter *k* controls the slop (also known as the growth rate) of the logistic curve. A larger *k* indicates less uncertainty in the expression. Time-varying values such as the robot’s velocities and accelerations are represented as domain variables, and besides basic arithmetic functions, PLUNDER also allows the user to provide other domain-specific functions and constants.

In Figure 5, we show the results of four (non-consecutive) iterations of the EM loop, each containing the ASP found in that iteration and its corresponding high-level action sequence samples. Each action sequence is shown as a

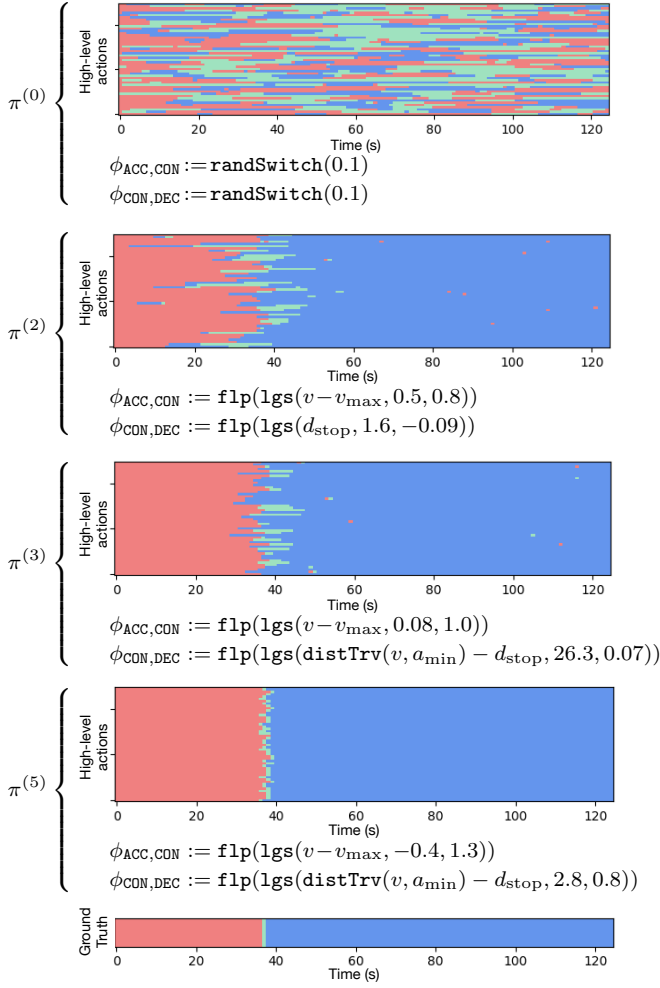


Fig. 5: EM Loop Progression: best candidate programs found at each iteration and the corresponding action label sequence samples (50 sequences in each plot). The ground-truth label sequence is shown at the bottom. Only $\phi_{\text{ACC,CON}}$ and $\phi_{\text{CON,DEC}}$ are shown for each policy.

horizontal line, using the same color coding as before. Notice that because the synthesized ASP is probabilistic, the sequences have random variations. While each synthesized ASP contains a total of 6 transition conditions, we only show $\phi_{\text{ACC,CON}}$ and $\phi_{\text{CON,DEC}}$, which are the most relevant ones for this particular task. A comprehensive description of all iterations and synthesized programs can be accessed through the public repository for PLUNDER.

The EM loop begins with a simple initial ASP, $\pi^{(0)}$, which uses $\text{randSwitch}(0.1)$ for all transition conditions. This specifies that the vehicle has a 10% chance to randomly switch to another action and a 90% chance of repeating the last action. The algorithm then proceeds by alternating between the E Step and M Step, progressively refining the candidate program until the desired level of accuracy is reached in $\pi^{(5)}$, which is returned as the final policy for the task in the running example.

In the final ASP $\pi^{(5)}$, the transition condition $\phi_{\text{ACC,CON}}$

specifies that the vehicle should switch from acceleration to constant speed when its velocity approaches the recommended maximum velocity (v_{max}). Similarly, $\phi_{\text{CON,DEC}}$ specifies that the vehicle should transition from constant speed to deceleration when the estimated stop distance given the current speed (distTrv) is close to the remaining distance to the next stop sign (d_{stop}).

Synthesizing programs such as $\pi^{(5)}$ is a challenging task because the transition conditions can have complex structures with multiple numerical constants, functions, and logical disjunctions or conjunctions (which PLUNDER had to synthesize for other benchmarks, although not used in the running example. See section IV for more complex examples). The synthesizer we used for the M step of PLUNDER uses a combination of enumerative search with pruning techniques and numerical optimization to identify an action selection policy that best matches the given labels, which we describe in more detail in the next section.

III. THE PLUNDER ALGORITHM

In this section, we present a comprehensive overview of the PLUNDER algorithm.

A. Algorithm Overview

In our setting, we seek to infer a *maximum a posteriori* (MAP) estimate of a probabilistic ASP π given only human demonstrations of low-level action trajectories $l_{1:t}$ (e.g., the steering and accelerator control action demonstrations) and the corresponding robot states $s_{1:t}$ (e.g., the speed of the vehicle, its distance to other vehicles, etc. at each time-step). The hidden variables in this problem are the high-level action labels $h_{1:t}$ (e.g., whether to slow down, speed up, or switch lanes), which are unknown. The optimal MAP estimate π^* is the ASP that maximizes the likelihood of the demonstrated actions after marginalizing out the high-level action labels:

$$\begin{aligned} \pi^* &= \arg \max_{\pi} P(l_{1:t} | s_{1:t}, \pi) P(\pi) \\ &= \arg \max_{\pi} \sum_{h_{1:t}} P(l_{1:t} | h_{1:t}, s_{1:t}) P(h_{1:t} | s_{1:t}, \pi) P(\pi), \end{aligned} \quad (1)$$

where $P(l_{1:t} | h_{1:t}, s_{1:t})$ is the motor model that defines the likelihood of the low-level actions given the high-level action labels and the robot states, $P(h_{1:t} | s_{1:t}, \pi)$ is the label sequence probability according to the ASP, and $P(\pi)$ specifies the prior probability (density) of each ASP (note that the ASP can contain unknown parameters, whose distribution is also specified in this prior).

We further make the Markov assumption that the high-level action labels are conditionally independent given the robot state, the ASP, and the label from the last time step. Hence, we have

$$P(h_{1:t} | s_{1:t}, \pi) = \prod_{t=1}^T P(h_t | h_{t-1}, s_t, \pi), \quad (2)$$

and similarly, we also assume the motor model is Markovian

and have

$$P(l_{1:t}|h_{1:t}, s_{1:t}) = \prod_{t=1}^T P(l_t|h_t, s_t). \quad (3)$$

There are two major challenges in solving (1): First, we need to search the ASP in a combinatorial structure space while optimizing its parameters in a continuous space. Second, due to combinatorial explosion of the label sequence space, directly computing the sum in (1) is also computationally intractable. These two challenges motivated us to design a new Expectation-Maximization algorithm to iteratively approximate the MAP estimate. Our algorithm, PLUNDER, works by alternating between two steps that are each more tractable than (1). PLUNDER starts by taking in an initial ASP $\pi^{(0)}$, which may be inaccurate but serves as a starting point. Then, at each iteration k , the Expectation (E) Step uses the current estimate of the ASP $\pi^{(k)}$ to sample N plausible high-level action sequences from the posterior distribution $h_{1:t}^i \sim P(h_{1:t} | s_{1:t}, l_{1:t}, \pi^{(k)})$, $i = 1 \dots N$. Note that this posterior sampling problem is well-studied in robotics and can be solved using standard state estimation techniques such as particle filtering.

Next, in the Maximization (M) Step, we search for a new ASP by solving the optimal synthesis problem

$$\pi^{(k+1)} = \arg \max_{\pi \in \mathcal{N}(\pi^{(k)})} \log P(\pi) + \frac{1}{N} \sum_{i=1}^N \log P(h_{1:t}^i | s_{1:t}, \pi) \quad (4)$$

where the ASP search space $\mathcal{N}(\pi^{(k)})$ denotes the set of ASPs that are similar to $\pi^{(k)}$, and the label sequences $h_{1:t}^i$ are taken from the E Step. Under some mild assumptions [8], the M Step is guaranteed to improve the likelihood of the demonstrations as defined in (1) [5]. Hence, we can repeat this EM cycle until convergence. We summarize these steps in Algorithm 1.

B. Synthesizing Probabilistic Policies

To synthesize a policy that is maximally consistent with the trajectories according to (4), we decompose the problem into *synthesis of transitions guarded by conditions*. We first decompose trajectories down into lists of *examples*, or independent transitions at every time step. For each starting label, we sequentially synthesize conditions for transitions

Algorithm 1 The PLUNDER Algorithm

Input: state sequence $s_{1:T}$, demonstration sequence $l_{1:T}$, motor model $P(l_t|h_t, s_t)$, and initial label distribution $P(h_0)$.

Output: The action selection policy π .

- 1: Initialize $\pi^{(0)}$ s.t. it has a small probability to randomly switch its label from the last time step.
 - 2: **while** $\pi^{(k)}$ has not converged **do**
 - 3: Run particle filtering forward in time using $P(h_0)$ and $\pi^{(k)}$ to generate M particles at each time step.
 - 4: Take N samples from the last time step $\{h_T^i\}$ and trace back N label sequences $\{h_{1:T}^i\}_{i=1}^N$ following the ancestral lineages.
 - 5: Synthesize a new $\pi^{(k+1)}$ using (4).
 - 6: **end while**
-

to every other label. Each condition is a top-level logical formula with numerical expressions. In the first iteration, we enumerate over a set of numerical expressions, built off of a user-provided DSL with input variables and operations, to be used as *features*. In standard deterministic synthesis, these features are then compared to constant holes to form a predicate. However, in order to provide distributions over transitions in the next E Step, we need to synthesize a probabilistic program. We do so by representing predicates as logistic functions over expressions, which can be viewed as comparisons with *probabilistic thresholds*. Finally, we enumerate over conjunctions and disjunctions of these predicates, up to a given depth.

However, this form of enumeration over programs quickly becomes intractable, especially because the synthesis step needs to be embedded inside the EM loop, which may take many iterations to converge. Instead, we take advantage of the iterative nature of the EM algorithm and use incremental synthesis in the M Step. In particular, we restrict the search space to just the neighborhood of the current best policy plus a set of base predicates that allows the synthesis step to “reset” to a simple program. This design is inspired by the success of evolutionary algorithms [9]. To enumerate this neighborhood, we mutate the abstract syntax tree of the current condition to obtain syntactically similar expressions. We use the following five types of mutations:

- 1) adding a predicate with a random base feature,
- 2) removing predicates,
- 3) swapping conjunctions and disjunctions,
- 4) augmenting numerical expressions with a random operation and a random base feature,
- 5) simplifying numerical expressions by removing an operation.

In addition, we employ a type system based on physical dimensional constraints, which was previously proposed in [3]. This involves tracking the physical dimensions of expressions and pruning away expressions that are physically meaningless. These two pruning techniques significantly reduce the program search space while providing enough flexibility to explore increasingly complex programs.

Each sigmoid function used in partial programs contains two unknown constants, k , which controls the slope of the logistic curve, and x_0 , which controls the horizontal offset. We solve for these parameters using numerical optimization by optimizing (4). Specifically, we use the line search gradient descent algorithm, L-BFGS, and take the best results from multiple random initial values. Each input example is classified as a *positive* or *negative* example for a given transition. We then optimize for the transition probabilities over all examples using the Markov assumption according to (2). To handle conjunctions, we use the recursive formula $P(e_1 \text{ and } e_2) = P(e_1) \times P(e_2)$, and similarly, for disjunctions we use $P(e_1 \text{ or } e_2) = P(e_1) + P(e_2) - P(e_1 \text{ and } e_2)$, where $P(e)$ denotes the probability of the predicate expression e being true, which is given by the logistic function or calculated using one of the above formulae.

To prevent the synthesizer from simply adding predicates

at each iteration to cover all cases and overfitting to the sampled labels, we define the ASP prior used in (4) as $\log P(\pi) = -c_1 \cdot \text{size}(\pi) - c_2 \sum_{k \in \pi} k^2$ (for some constants $c_1, c_2 > 0$) to penalize large programs (according to the size of their AST) and overconfident conditions.

C. Sampling Posterior Label Sequences

We use a standard particle filter to sample action label sequences from the posterior distribution $h_{1:t}^i \sim P(h_{1:t} | s_{1:t}, l_{1:t}, \pi^{(k)})$, for $i = 1 \dots N$. The particle filter uses the ASP to sample action labels (the “particles”) forward in time and the motor model to reweight and resample particles such that the ones more consistent with the current observation are more likely to be duplicated. To obtain the full trajectory samples, we take samples from the last time step and trace back in time following the ancestral lineages.

a) Motor Model: Motor models are user-defined, programmatic controllers designed to perform different tasks specified by the high-level labels. We define our motor model $P(l_t | h_t, s_t)$ as a function from the current action label and state to a distribution over low-level actions. To capture the errors and imperfections of real-world demonstrations, we model the output as a Gaussian distribution centered around the ideal low-level actions output by the controllers.

b) Initial ASP: To speed up convergence, we initialize $\pi^{(0)}$ in a way that kickstarts the EM loop with good initial label sequences. We find that a simple ASP that randomly switches its label from the last time step with a small probability $p = 0.1$ works well. Intuitively, this corresponds to the idea that human demonstrations are likely to remain in the same high-level label for long periods of time.

IV. EXPERIMENTAL EVALUATIONS

In this section, we first describe the benchmarks and baselines we use for the experiments and then present our main results and analyses.

A. Benchmarks

We use the following three simulated scenarios to collect our training and testing data.

Stop Sign (SS): This is the one-dimensional example described in in section II, where the demonstrator controls the vehicle to move to and stop at target locations.

Highway (HW): This scenario uses the open-source simulation environment HIGHWAY-ENV², where a demonstrator controls a vehicle moving in a crowded multi-lane highway and needs to switch lanes to pass slower traffic. The high-level actions are *accelerating*, *decelerating*, *turning left*, and *turning right*. The low-level actions are the amount of *acceleration* and *steering*. Each demonstration lasts 100 time steps and contains about 10 high-level action transitions.

Merge (MG): This setting is similar to *Highway*, except that the robot is initially in the left-most lane, and instead of maneuvering around slower traffic, the expected behavior is to quickly and safely merge into the rightmost lane. This scenario uses the same high-level and low-level actions as

TABLE I: Demonstration Similarity Comparisons

	Accuracy (%)			Log Obs. Likelihood		
	SS	HW	MG	SS	HW	MG
FitGreedy	60.7	90.2	70.6	-2.192	-1.479	-0.743
FitSmooth	88.3	90.8	80.6	-1.123	-1.782	-0.653
BC	-	-	-	-4.930	-1.788	-0.116
BC+	73.7	64.1	63.3	-1.208	-1.101	-1.296
PLUNDER	98.7	92.7	91.1	-0.779	-0.536	0.257
FitTruth	98.6	92.5	90.3	-0.783	-0.621	0.272

Highway but with a different, more aggressive motor model. Each demonstration lasts 75 time steps and contains about 3-5 high-level action transitions.

B. Baselines

We compare our approach to the following five baselines. **FitGreedy.** This baseline represents the naive solution to the unlabeled demonstration problem in which each time step is labeled greedily with the action label whose likelihood is highest according to the motor model.

FitSmooth. This baseline instead labels the trajectories using a particle filter and the randSwitch(0.1) ASP. This baseline can be viewed as the first iteration of PLUNDER, except that it does not employ incremental synthesis and directly searches over a much larger program space.

BC. This behavior cloning baseline applies supervised learning to directly predict the low-level demonstrations. We use an LSTM with 64 hidden units and train it to predict the next low-level action conditioned on all previous states and low-level actions.

BC+. This baseline extends *BC* with access to the motor model. Instead of letting the LSTM directly output the low-level actions, in *BC+*, we let the neural network output a distribution over all available high-level actions and then perform a weighted sum over the corresponding low-level actions (obtained by running the motor models). We then train *BC+* in the same way as *BC*.

FitTruth. This baseline represents an idealized scenario where labels for all demonstrations are artificially provided, allowing synthesis to be performed directly on the labels.

C. Common Setup

In the experiments below, for each scenario, we use the ground-truth probabilistic ASP to simulate 10 demonstrations to serve as the training data and an additional 20 demonstrations to serve as the test set. In each E Step, we use $M = 2000$ particles to sample $N = 50$ trajectories, and to improve the M Step performance, we limit the number of transition examples to be at most 2000 and use the remaining examples as the validation set, which is used to calculate the final likelihood when deciding the best ASP. We use the L-BFGS optimizer over 4 random starting values to optimize the ASP parameters. All reported performance metrics are obtained by running each baseline 3 times and taking the best result.

²<https://github.com/eleurent/highway-env>

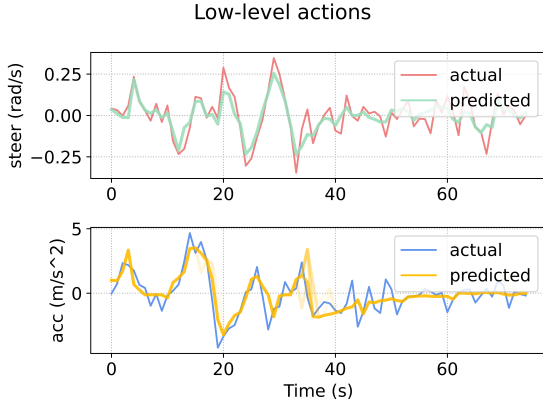


Fig. 6: An example low-level action sequence predicted by PLUNDER for the *Merge* scenario.

D. Accuracy Results

In this section, we evaluate the synthesized ASPs in terms of their consistency with the ground-truth action labels and with the provided low-level demonstrations. We report the results in Table I. The percentage of high-level labels that match the ground truth are shown in columns 2, 3, and 4 (except for *BC*, which does not produce high-level labels), and we report the observation log likelihood of the low-level demonstrations (normalized over the number of time steps) in columns 5, 6, and 7. We find that PLUNDER consistently outperforms the other baselines and performs similarly to *FitTruth*. Interestingly, we also found PLUNDER outperforming *FitTruth* in some cases. We hypothesize that this is because *FitTruth* learns from only a single action label sequence and hence is more prone to overfitting. In contrast, our algorithm samples additional action label sequences in the E-step, which helps the M-step to generalize.

We also visualize the low-level actions generated by the synthesized policy for the *Merge* benchmark in Figure 6. The top plot shows the demonstrated steering control (red) and the predicted trajectory (green). The bottom plot shows the demonstrated acceleration (blue) and the policy’s prediction (yellow). We can see that the synthesized program closely follow the ground truth in both cases.

Our experiments also confirm our hypothesis that the accuracy of the synthesized policies improves as the iterative EM loop proceeds. Under standard amounts of noise, it takes less than 7 iterations for PLUNDER to converge to a policy for all benchmarks, corresponding to roughly half an hour for *Stop Sign* and less than 3 hours for *Highway* and *Merge*. Figure 7 visualizes the performance of the synthesized policy after each iteration of the EM loop in the *Stop Sign* benchmark. Note that the accuracy trend in the training set is reflected in the test set results, indicating that our approach generalizes well to new data.

E. Impact of Noise

In this section, we evaluate how the performance of each baseline changes as we vary the amount of noise in the

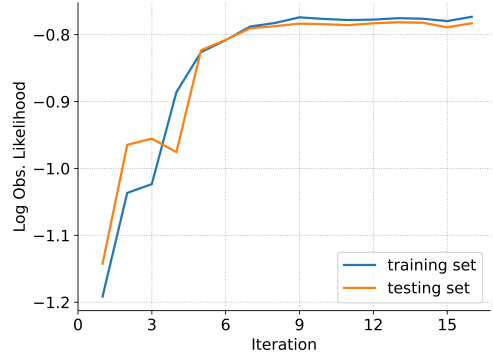


Fig. 7: EM loop progress until convergence in the *Stop Sign* setting. Results for the testing set are similar to that of the training set, indicating that our approach generalizes well.

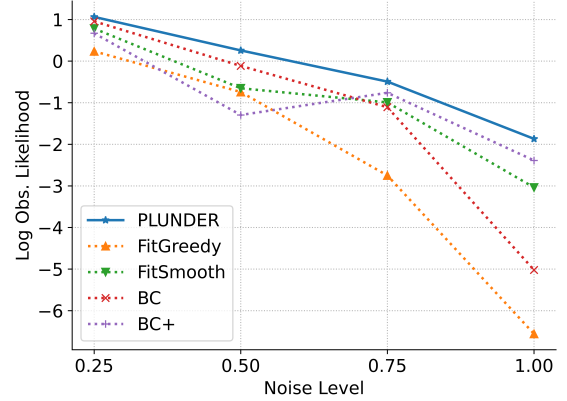


Fig. 8: Accuracy of baselines at varying levels of noise in the *Merge* benchmark. Noise levels are scaled to fit the range $[0, 1]$ for presentation purposes.

training data using the *Merge* setting. The observation log likelihoods of the trajectories produced by all approaches are plotted in Figure 8. We find that all approaches decrease in performance as noise is increased; however, PLUNDER consistently outperforms other baselines, indicating that it is more robust against low-level noise. We also observe that with higher noise, PLUNDER takes more iterations to converge. In the least noisy setting, it converges in 5 iterations, but in the noisiest setting, it requires 12 iterations.

We find that *FitSmooth* consistently outperforms *FitGreedy*, demonstrating the importance of the E Step, even with a very basic ASP. Additionally, we note that *BC+* significantly outperforms *BC* when there are large amounts of noise, suggesting that having access to motor controllers defined by high-level labels provides useful inductive bias that helps overcome the noise in the data.

F. Importance of Probabilistic ASP

A crucial component of PLUNDER is its use of probabilistic programs to account for the inherent uncertainty in human demonstrations. In this experiment, we compare this approach with LDIPS [3], a state-of-the-art LfD approach

that produces deterministic ASPs. We conducted a case study using the *Stop Sign* benchmark.

Directly integrating LDIPS into our algorithm would result in the immediate breakdown of the E Step since all trajectories would be identical. To avoid this, we first execute the synthesized deterministic ASP at each time step and then randomly switch the high-level label with a probability of 0.1, akin to the heuristic prior used in $\pi^{(0)}$.

The experiment yielded the following observations. First, we observed that the synthesized programs performed poorly, with a 87.5% accuracy and an average observation likelihood of -1.403 . These scores fall significantly below the performance of PLUNDER from Table I. Second, the performance of LDIPS remains largely the same after each EM iteration, confirming our hypothesis that a deterministic program is insufficient for capturing label uncertainties. Lastly, LDIPS also exhibited another fundamental limitation—namely its inability to account for the proximity of each example to the threshold. Deterministic program synthesizers maximize the number of satisfied examples regardless of their likelihood, which quickly leads to poor performance as the noise level becomes nontrivial.

G. Qualitative Analysis

In this section, we analyze programs that are synthesized by our algorithm. We find that in all three benchmarks, the synthesized programs contain conditions that are non-trivial and require multiple incremental synthesis steps. For example, we present the following program, which was synthesized in the *Highway* setting for the transition $\text{FASTER} \rightarrow \text{LANE_LEFT}$:

$$\begin{aligned} \phi_{\text{FASTER,LANE_LEFT}} = & \text{flp}(\text{lgs}(x - f_x, -30.62, 1.78)) \\ & \wedge \text{flp}(\text{lgs}(f_x - l_x, -4.92, -6.53)) \\ & \wedge \text{flp}(\text{lgs}(r_x - l_x, 2.95, -1.67)) \end{aligned}$$

which translates to the condition “if the vehicle’s position (x) is approaching the position of the vehicle in front (f_x), and the position of the vehicle to the left (l_x) is farther away than both the vehicle in front and the position of the vehicle to the right (r_x), then turn left.” We note that this complex program is beyond the scope of naive enumeration techniques, which would need to optimize well over one billion programs in our DSL to reach a program of this complexity. Such techniques are unable to synthesize this program on its own, much less be embedded inside an EM loop that requires many iterations of synthesis.

H. Interpretability

Synthesizing a program over discrete high-level transitions also has the benefit of being interpretable and amenable to repair [10]. We find that in our experiments, our approach performs the worst on transitions that have little to no data from the demonstrations. Take the *Merge* setting as an example, which has no data for the $\text{FASTER} \rightarrow \text{LANE_LEFT}$ transition. Consider the highest-noise setting in subsection IV-E. PLUNDER attempts to fit to a few noisy examples and incorrectly synthesizes the program $\text{flp}(\text{lgs}(l_{v_x}, 40.03, 77.10))$ for the

transition $\text{FASTER} \rightarrow \text{LANE_LEFT}$, where l_{v_x} is the forward velocity of the vehicle to the left. Our approach makes it easy to alter programs; for example, in this case, we can simply remove this transition. The new program achieves an average log-likelihood of -1.724 , an improvement from the standard PLUNDER performance of -1.869 . Other approaches generally do not have this benefit and cannot be confidently repaired in this simple manner.

V. RELATED WORK

a) Learning from Expert Demonstrations: The problem addressed in this paper is related to a major challenge in machine learning, which is to learn a policy by observing expert demonstrations without explicit reinforcement signals [11], [12]. Various solutions have been proposed, generally separated into two categories. *Behavioral cloning* learns a classifier by performing supervised learning over state-action pairs [13]. *Inverse reinforcement learning* applies reinforcement learning techniques after learning an unspecified reward function [14], [15]. Both approaches have been successfully used to solve complex tasks, such as object manipulation or surgery [16], [17]. Unlike IRL techniques, which rely on the ability to interact with the environment and collect additional data, PLUNDER does not require interacting with the environment and only requires a motor model, which is more readily available. Additionally, techniques that involve neural networks tend to be data-intensive, non-interpretable, and not amenable to repair [18]. To the best of our knowledge, our approach is the first to synthesize a symbolic policy from noisy and unlabeled demonstrations.

b) Expectation-Maximization Techniques: The expectation maximization algorithm is a commonly used technique in scenarios where the generative model and its hidden states are both unknown [5]. EM has found some recent applications in various robotics domains. For instance, in [8], the authors propose to use an EM loop to learn a dynamics model and estimate the robot’s state trajectories simultaneously. In [19], an internal expectation-maximization loop was used to optimize the learned policy, but this approach focuses on reinforcement learning applications and is not suitable for handling high levels of noise. In contrast, our approach utilizes an EM loop to infer labels from noisy demonstrations while synthesizing a complex probabilistic program that maximizes the demonstration likelihood.

c) Probabilistic Program Synthesis: The goal of probabilistic program synthesis is to obtain a probabilistic program from partial observations, which can then be leveraged for statistical inference or sampling purposes [6]. Prior work has used Markov Chain Monte Carlo (MCMC) methods to generate distributions over programs [6], [20]. However, our work uses an alternative technique based on a combination of enumerative synthesis and numerical optimization. Our approach can be seen as a generalization of earlier deterministic policy synthesis methods such as [3], which uses an SMT solver to maximize the number of satisfied examples. Additionally, the probabilistic program we develop incorporates “logistic thresholds” to capture uncertainties

in natural phenomena, an idea that was recently explored in [21].

VI. CONCLUSIONS AND FUTURE WORK

We have presented PLUNDER, an algorithm for simultaneously inferring action label sequences and synthesizing probabilistic action selection policies. We have developed and released a reusable implementation of our algorithm and performed empirical evaluation to demonstrate its effectiveness on three simulated LfUD datasets. For future work, we plan to extend our technique to more challenging settings (such as simultaneously optimizing the motor model) to further reduce the required user effort. We are also interested in combining EM with more advanced synthesis techniques (such as those based on large language models) to further improve the scalability of this approach.

REFERENCES

- [1] B. D. Argall, S. Chernova, M. Veloso, and B. Browning, “A survey of robot learning from demonstration,” *Robot. Auton. Syst.*, vol. 57, p. 469–483, may 2009.
- [2] S. Gulwani, O. Polozov, and R. Singh, “Program synthesis,” vol. 4, pp. 1–119, 2017.
- [3] J. Holtz, A. Guha, and J. Biswas, “Robot action selection learning via layered dimension informed program synthesis,” in *Conference on Robot Learning*, pp. 1471–1480, 2020.
- [4] A. Billard, S. Calinon, R. Dillmann, and S. Schaal, *Robot Programming by Demonstration*, pp. 1371–1394. Berlin, Heidelberg: Springer Berlin Heidelberg, 2008.
- [5] R. M. Neal and G. E. Hinton, *A View of the EM Algorithm that Justifies Incremental, Sparse, and other Variants*, pp. 355–368. Dordrecht: Springer Netherlands, 1998.
- [6] F. A. Saad, M. F. Cusumano-Towner, U. Schaehtle, M. C. Rinard, and V. K. Mansinghka, “Bayesian synthesis of probabilistic programs for automatic data modeling,” *Proc. ACM Program. Lang.*, vol. 3, jan 2019.
- [7] F. Codevilla, E. Santana, A. M. López, and A. Gaidon, “Exploring the limitations of behavior cloning for autonomous driving,” in *Proceedings of the IEEE/CVF International Conference on Computer Vision*, pp. 9329–9338, 2019.
- [8] J. Wei, J. Holtz, I. Dillig, and J. Biswas, “STEADY: Simultaneous state estimation and dynamics learning from indirect observations,” in *Intelligent Robots and Systems (IROS), IEEE/RSJ International Conference on*, IEEE, 2022.
- [9] P. Namdeo, “Evolutionary algorithm(ea) for multi-criterion optimization:a literature survey,” 2017.
- [10] J. Holtz, S. Andrews, A. Guha, and J. Biswas, “Iterative program synthesis for adaptable social navigation,” in *Intelligent Robots and Systems (IROS), IEEE/RSJ International Conference on*, pp. 6256–6261, 2021.
- [11] X. Xiao, J. Biswas, and P. Stone, “Learning inverse kinodynamics for accurate high-speed off-road navigation on unstructured terrain,” 2021.
- [12] K. Fang, Y. Zhu, A. Garg, S. Savarese, and L. Fei-Fei, “Dynamics learning with cascaded variational inference for multi-step manipulation,” 2019.
- [13] F. Torabi, G. Warnell, and P. Stone, “Behavioral cloning from observation,” in *Proceedings of the 27th International Joint Conference on Artificial Intelligence, IJCAI’18*, p. 4950–4957, AAAI Press, 2018.
- [14] C. Finn, S. Levine, and P. Abbeel, “Guided cost learning: Deep inverse optimal control via policy optimization,” in *Proceedings of the 33rd International Conference on International Conference on Machine Learning - Volume 48, ICML’16*, p. 49–58, JMLR.org, 2016.
- [15] B. D. Ziebart, A. Maas, J. A. Bagnell, and A. K. Dey, “Maximum entropy inverse reinforcement learning,” in *Proc. AAAI*, pp. 1433–1438, 2008.
- [16] S. Niekum, S. Osentoski, G. Konidaris, S. Chitta, B. Marthi, and A. G. Barto, “Learning grounded finite-state representations from unstructured demonstrations,” *The International Journal of Robotics Research*, vol. 34, no. 2, pp. 131–157, 2015.
- [17] R. Rahmatizadeh, P. Abolghasemi, L. Bölöni, and S. Levine, “Vision-based multi-task manipulation for inexpensive robots using end-to-end learning from demonstration,” *CoRR*, vol. abs/1707.02920, 2017.
- [18] N. Sünderhauf, O. Brock, W. Scheirer, R. Hadsell, D. Fox, J. Leitner, B. Upcroft, P. Abbeel, W. Burgard, M. Milford, and P. Corke, “The Limits and Potentials of Deep Learning for Robotics,” *arXiv e-prints*, p. arXiv:1804.06557, Apr. 2018.
- [19] J. P. Inala, O. Bastani, Z. Tavares, and A. Solar-Lezama, “Synthesizing programmatic policies that inductively generalize,” in *International Conference on Learning Representations*, 2020.
- [20] D. Huang, J.-B. Tristan, and G. Morrisett, “Compiling markov chain monte carlo algorithms for probabilistic modeling,” *SIGPLAN Not.*, vol. 52, p. 111–125, jun 2017.
- [21] W. Qiu and H. Zhu, “Programmatic reinforcement learning without oracles,” in *International Conference on Learning Representations*, 2022.