

MixPHM: Redundancy-Aware Parameter-Efficient Tuning for Low-Resource Visual Question Answering

Jingjing Jiang Nanning Zheng*

Institute of Artificial Intelligence and Robotics, Xi'an Jiaotong University

jingjingjiang2017@gmail.com, nnzheng@mail.xjtu.edu.cn

Abstract

Recently, finetuning pretrained vision-language models (VLMs) has become one prevailing paradigm to achieve state-of-the-art performance in VQA. However, as VLMs scale, it becomes computationally expensive, storage inefficient, and prone to overfitting to tune full model parameters for a specific task in low-resource settings. Although current parameter-efficient tuning methods dramatically reduce the number of tunable parameters, there still exists a significant performance gap with full finetuning. In this paper, we propose **MixPHM**, a redundancy-aware parameter-efficient tuning method that outperforms full finetuning in low-resource VQA. Specifically, **MixPHM** is a lightweight module implemented by multiple PHM-experts in a mixture-of-experts manner. To reduce parameter redundancy, we reparameterize expert weights in a low-rank subspace and share part of the weights inside and across **MixPHM**. Moreover, based on our quantitative analysis of representation redundancy, we propose **redundancy regularization**, which facilitates **MixPHM** to reduce task-irrelevant redundancy while promoting task-relevant correlation. Experiments conducted on VQA v2, GQA, and OK-VQA with different low-resource settings show that our **MixPHM** outperforms state-of-the-art parameter-efficient methods and is the only one consistently surpassing full finetuning.

1. Introduction

Adapting pretrained vision-language models (VLMs) [5, 6, 25, 30, 31, 53, 60] to the downstream VQA task [2] in a finetuning manner has emerged as a dominant paradigm to achieve state-of-the-art performance. As the scale of VLMs continues to grow, finetuning the full model with millions or billions of parameters causes a substantial rise in computation and storage costs, as well as exposing the overfitting (poor performance) issue in low-resource learning. Parameter-efficient tuning methods [16, 17, 24, 41, 54, 59],

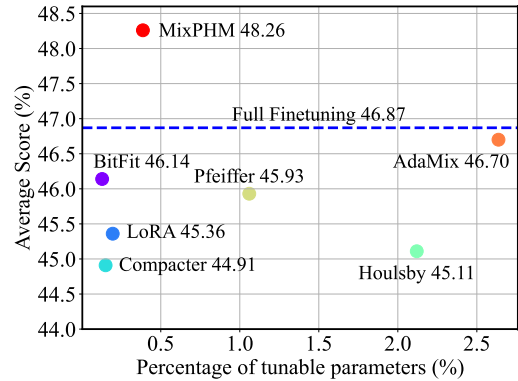


Figure 1. **Comparison between parameter-efficient methods.** In a low-resource setting (*i.e.*, with 64 training samples), we show the average score across five seeds on VQA v2 (y-axis) and the percentage of tunable parameters w.r.t. pretrained VL-T5 (x-axis).

updating only a tiny number of original parameters of pretrained models or the newly-added lightweight modules, are thus proposed to handle such challenges.

However, as illustrated in Figure 1, the aforementioned parameter-efficient tuning methods substantially reduce the number of tunable parameters, but their performance still lags behind full finetuning. Among them, the adapter-based methods (Housby [16], Pfeiffer [41], Compacter [24], and AdaMix [54]) are more storage-efficient, as they only store newly-added modules instead of a copy of entire VLMs, and they allow more flexible parameter sharing [46]. In particular, AdaMix enhances the capacity of adapters with a mixture-of-experts (MoE) [45] architecture and achieves comparable performance to full finetuning while slightly increasing the number of tunable parameters.

In this paper, we build upon adapter-based methods to investigate more parameter-efficient tuning methods that can outperform full finetuning on low-resource VQA. Specifically, when adapting pretrained VLMs to the given task, we consider two improvements: (i) *Reducing parameter redundancy while maintaining adapter capacity*. However, an excessive reduction of tunable parameters can lead to underfitting, preventing adapters from learning enough task-relevant information [24]. Therefore, it is crucial to strike

*Corresponding author.

a compromise between parameter efficiency and capacity. *(ii) Reducing task-irrelevant redundancy while promoting task-relevant correlation in representations.* Practically, through residual connection, adapters integrate task-specific information learned from a target dataset and prior knowledge already implied in pretrained VLMs. However, recent works [22, 35, 51] have suggested that pretrained models inevitably contain redundant and irrelevant information for target tasks, resulting in statistically spurious correlation between representations and labels, and hindering performance and generalization [49, 52]. To improve their effectiveness, we thus expect adapters to learn as much task-relevant information as possible while discarding the task-irrelevant information from versatile pretrained VLMs.

To this end, we propose **MixPHM**, a redundancy-aware parameter-efficient tuning method, which can efficiently reduce the tunable parameters and task-irrelevant redundancy, and promote task-relevant correlation in representations. Specifically, MixPHM is implemented by multiple PHM-experts in a MoE fashion. To reduce *(i) parameter redundancy* in MixPHM, we first decompose and reparameterize the expert weights into a low-rank subspace. Afterwards, we further reduce the number of parameters and transfer information with global and local weight sharing. To achieve the improvement *(ii)*, we first quantify representation redundancy in adapter. The result shows that adapter representations are redundant with representations of pretrained VLMs but have limited correlation with final task-used representations, which inspires us to propose **Redundancy Regularization**. In MixPHM, the proposed regularizer reduces *task-irrelevant redundancy* via decorrelating the similarity matrix between the representations learned by MixPHM and representations obtained by pretrained VLMs. Simultaneously, it promotes *task-relevant correlation* by maximizing the mutual information between the learned representations and the final task-used representations.

We conduct extensive experiments on three datasets, *i.e.*, VQA v2 [12], GQA [20], and OK-VQA [38]. The proposed MixPHM consistently outperforms full finetuning and state-of-the-art parameter-efficient tuning methods. To gain more insights, we discuss the generalizability of our method and the effectiveness of its key components. Our contributions are summarized as follows: (1) We propose MixPHM, a redundancy-aware parameter-efficient tuning method that outperforms full finetuning in adapting pretrained VLMs to low-resource VQA. (2) We quantitatively analyze representation redundancy and propose redundancy regularization, which can efficiently reduce task-irrelevant redundancy while prompting task-relevant correlation. (3) Extensive experiments show that MixPHM achieves a better trade-off between performance and parameter efficiency, and a significant performance improvement over current parameter-efficient tuning methods.

2. Related Work

Vision-Language Pretraining. Vision-language pretraining [6, 9, 19, 21, 25, 31, 48, 63, 65] aims to learn task-agnostic multimodal representations for improving the performance of downstream tasks in a finetuning fashion. Recently, a line of research [5, 18, 30, 31, 53] has been devoted to leveraging encoder-decoder frameworks and generative modeling objectives to unify architectures and objectives between pretraining and finetuning. VLMs with an encoder-decoder architecture generalize better. In this paper, we explore how to better adapt them to low-resource VQA [2].

Parameter-Efficient Tuning. Finetuning large-scale pretrained VLMs on downstream datasets has become one mainstream paradigm for vision-language tasks. However, finetuning the full model consisting of millions of parameters is time-consuming and resource-intensive. Parameter-efficient tuning [13, 36, 37, 44, 58, 59, 62] vicariously tunes lightweight trainable parameters while keeping (most) pretrained parameters frozen, which has shown great success in NLP tasks. According to whether new trainable parameters are introduced, these methods can be roughly categorized into two groups: (1) tuning partial parameters of pretrained models, such as BitFit [59] and FISH Mask [47], (2) tuning additional parameters, such as prompt (prefix)-tuning [28, 32], adapter [16, 41], and low-rank methods [17, 24].

Motivated by the success in NLP, some works [33, 46, 64] have begun to introduce parameter-efficient methods to tune pretrained VLMs for vision-language tasks. Specifically, Lin *et al.* [33] investigate action-level prompts for vision-language navigation. VL-Adapter [46] extends adapters to transfer VLMs for various vision-language tasks. HyperPELT [64] is a unified parameter-efficient framework for vision-language tasks, incorporating adapter and prefix-tuning. In addition, Frozen [50] and PICa [57] use prompt-tuning techniques [28] to transfer the few-shot learning ability of large-scale pretrained language models to handle few-shot vision-language tasks. FewVLM [23] designs hand-crafted prompts to finetune pretrained VLMs for low-resource adaptation. In contrast, low-rank methods are more parameter-efficient but are rarely explored.

Mixture-of-Experts. MoE [45] aims to scale up model capacities and keep computational efficiency with conditional computation. Most recent works [7, 8, 27, 29, 42, 43] investigate how to construct large-scale vision or language transformer models using MoE and well-designed routing mechanisms in the pretraining stage. Despite its success in pretraining, MoE has not been widely explored in parameter-efficient tuning. MPOE [11] and AdaMix [54] are two recent works that tune pretrained language models by MoE. Specifically, MPOE considers additional FFN layers as experts and decomposes weight matrices of experts with MPO. AdaMix treats the added adapters as experts and increases adapter capacity by a stochastic routing strategy.

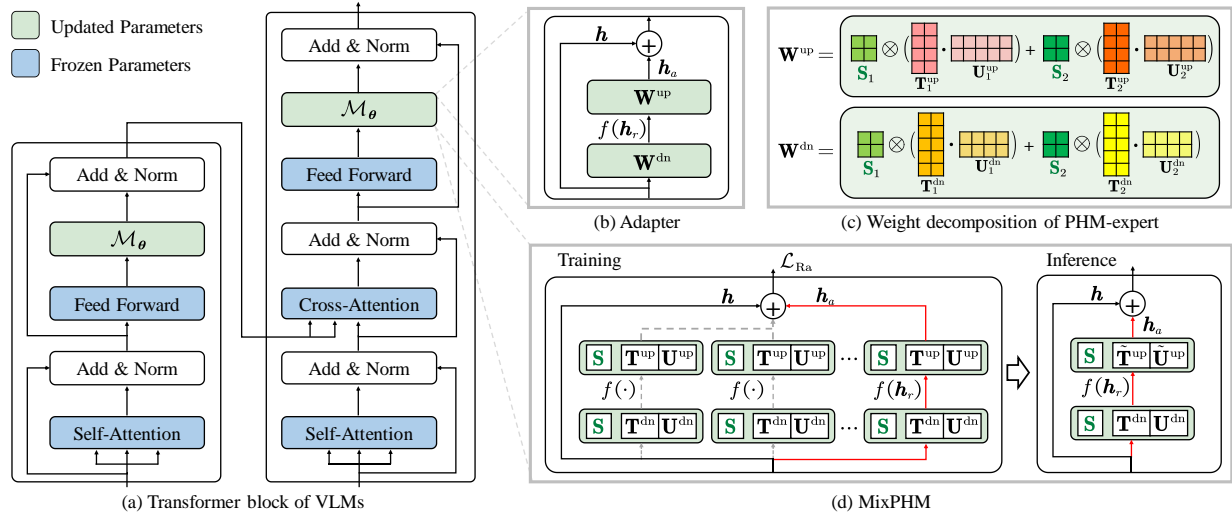


Figure 2. **Illustration of MixPHM** inserted into (a) one transformer block of VLMs. (b) The structure of standard adapter. (c) An example of the weight matrix decomposition in Eq. (10) for a PHM-expert (here $n = 2$, $d = 10$, $d_r = 8$, $d_k = 2$). (d) MixPHM architecture with $N_e = 3$ PHM-experts. During training, MixPHM randomly activates one PHM-expert to learn robust representations and exploits the proposed redundancy regularization \mathcal{L}_{Ra} to reduce task-irrelevant redundancy while promoting task-relevant correlation.

3. Preliminary

Problem Definition. We follow recent work [5, 55] to formulate VQA as a generative modeling task, *i.e.*, generating free-form textual answers for a given question instead of selecting a specific one from the predefined set of answers. Formally, we denote a VQA dataset with $\mathcal{D} = \{(I, Q, y) \in \mathcal{I} \times \mathcal{Q} \times \mathcal{Y}\}$, where I is an image, Q is a question, and y is an answer. Assuming that a given pretrained VLMs \mathcal{M}_θ is parameterized by a tiny number of tunable parameters θ , the general problem of adapting pretrained VLMs for VQA is to tune \mathcal{M}_θ in a parameter-efficient manner on \mathcal{D} .

Mixture-of-Experts. A standard MoE [45] is implemented with a set of N_e experts $\{E_i\}_{i=1}^{N_e}$ and a gating network G . Each expert is a sub-neural network with unique weights and can learn from a task-specific subset of inputs. The gate conditionally activates N_a ($1 \leq N_a \leq N_e$) experts. Formally, given an input representation $\mathbf{x} \in \mathbb{R}^d$, the i -th expert maps \mathbf{x} into d_e -dimensional space, *i.e.*, $E_i(\cdot) : \mathbf{x} \rightarrow \mathbb{R}^{d_e}$, the gate generates a sparse N_e -dimensional vector, *i.e.*, $G(\cdot) : \mathbf{x} \rightarrow \mathbb{R}^{N_e}$. Then, the MoE output $\mathbf{y} \in \mathbb{R}^{d_e}$ can be formulated as

$$\mathbf{y} = \sum_{i=1}^{N_e} G(\mathbf{x})_i E_i(\mathbf{x}), \quad (1)$$

where, $G(\mathbf{x})_i$ denotes the probability of assigning \mathbf{x} to the i -th expert, satisfying $\sum_{i=1}^{N_e} G(\mathbf{x})_i = 1$.

Parameterized Hypercomplex Multiplication. The PHM layer [61] aims to generalize hypercomplex multiplications to fully-connected layer by learning multiplication rules from data. Formally, for a fully-connected layer that trans-

forms an input $\mathbf{x} \in \mathbb{R}^d$ to an output $\mathbf{y} \in \mathbb{R}^{d_e}$, *i.e.*,

$$\mathbf{y} = \mathbf{W}^T \mathbf{x} + \mathbf{b}, \quad (2)$$

where, $\mathbf{W} \in \mathbb{R}^{d \times d_e}$. In PHM, the weight matrix \mathbf{W} is learned via the summation of n Kronecker products between $\mathbf{S}_j \in \mathbb{R}^{n \times n}$ and $\mathbf{A}_j \in \mathbb{R}^{\frac{d}{n} \times \frac{d_e}{n}}$:

$$\mathbf{W} = \sum_{j=1}^n \mathbf{S}_j \otimes \mathbf{A}_j, \quad (3)$$

where, the hyperparameter $n \in \mathbb{Z}_{>0}$ controls the number of the above summations, d and d_e are divisible by n , and \otimes indicates the Kronecker product that generalizes the vector outer products to higher dimensions in real space. For example, the Kronecker product between $\mathbf{S} \in \mathbb{R}^{m \times k}$ and $\mathbf{A} \in \mathbb{R}^{p \times q}$ is a block matrix $\mathbf{S} \otimes \mathbf{A} \in \mathbb{R}^{mp \times kq}$, *i.e.*,

$$\mathbf{S} \otimes \mathbf{A} = \begin{bmatrix} s_{11}\mathbf{A} & \cdots & s_{1k}\mathbf{A} \\ \vdots & \ddots & \vdots \\ s_{m1}\mathbf{A} & \cdots & s_{mk}\mathbf{A} \end{bmatrix}, \quad (4)$$

where, s_{ij} denotes the element of matrix \mathbf{S} at the i -th row and j -th column. As a result, replacing a fully-connected layer with PHM can reduce the trainable parameters by at most $1/n$ of the fully-connected layer.

4. Methodology

We propose MixPHM, a redundancy-aware parameter-efficient tuning method to adapt pretrained VLMs. This section first quantifies and analyzes the redundancy in adapters toward low-resource VQA (Sec. 4.1). Then, we sequentially elaborate on architecture (Sec. 4.2), redundancy regularization (Sec. 4.3), and inference (Sec. 4.4) of MixPHM.

4.1. Rethinking Redundancy in Adapter

As shown in Figure 2 (b), adapter [16] is essentially a lightweight module, usually implemented by a two-layer feed-forward network with a bottleneck, a nonlinear function, and a residual connection. When learning downstream tasks, adapters are inserted between the transformer layers of VLMs, and only the parameters of the newly added adapters are updated, while the original parameters of pre-trained VLMs remain frozen. Formally, given an input representation $\mathbf{h} \in \mathbb{R}^d$, the down-projection layer $\mathbf{W}^{\text{dn}} \in \mathbb{R}^{d \times d_r}$ maps \mathbf{h} to a lower-dimensional space specified by the bottleneck dimension d_r , i.e., $\mathbf{h}_r \in \mathbb{R}^{d_r}$. The up-projection layer $\mathbf{W}^{\text{up}} \in \mathbb{R}^{d_r \times d}$ maps \mathbf{h}_r back to the input size, i.e., $\mathbf{h}_a \in \mathbb{R}^d$. Considering the residual and nonlinear function f , an adapter is defined as

$$\begin{aligned} \mathbf{h}_a &= f(\mathbf{h}\mathbf{W}^{\text{dn}})\mathbf{W}^{\text{up}}, \\ \mathbf{h} &\leftarrow \mathbf{h}_a + \mathbf{h}. \end{aligned} \tag{5}$$

Ideally, by incorporating task-specific information learned from a downstream dataset (\mathbf{h}_a) and prior knowledge already encoded in pretrained VLMs (\mathbf{h}), adapters can quickly transfer pretrained VLMs to new tasks without over-parameterization or under-parameterization.

Redundancy Analysis of Adapter. However, recent investigation has shown that some of the information captured by adapters is task-agnostic [14]. To get the facts, we leverage Representational Similarity Analysis (RSA) [26] to assess the redundancy in representation spaces. Specifically, we first tune the pretrained VL-T5 [5] with Pfeiffer [41] on 1k samples from VQA v2 training set [12]. Then, we randomly sample 1k samples from VQA v2 val set and extract token-level representations (i.e., \mathbf{h} and \mathbf{h}_a) at each transformer layer as well as the final output representation $\tilde{\mathbf{h}}$ of transformer encoder/decoder. Finally, for each sample, we can obtain N_t token-level representations at each layer, i.e., $\mathbf{H} = \{\mathbf{h}_i\}_{i=1}^{N_t} \in \mathbb{R}^{N_t \times d}$, $\mathbf{H}_a = \{\mathbf{h}_a\}_{i=1}^{N_t} \in \mathbb{R}^{N_t \times d}$ and $\tilde{\mathbf{H}} = \{\tilde{\mathbf{h}}_i\}_{i=1}^{N_t} \in \mathbb{R}^{N_t \times d}$. In each layer, we compute RSA similarity between \mathbf{h}_a and \mathbf{h} as well as \mathbf{h}_a and $\tilde{\mathbf{h}}$ by

$$\begin{aligned} \text{RSA}(\mathbf{h}_a, \mathbf{h}) &= f_\rho(f_U[\mathbf{H}_a\mathbf{H}_a^T], f_U[\mathbf{H}\mathbf{H}^T]), \\ \text{RSA}(\mathbf{h}_a, \tilde{\mathbf{h}}) &= f_\rho(f_U[\mathbf{H}_a\mathbf{H}_a^T], f_U[\tilde{\mathbf{H}}\tilde{\mathbf{H}}^T]), \end{aligned} \tag{6}$$

where, $f_U[\cdot]$ denotes an operation of taking the upper triangular elements from a matrix, f_ρ is a function to compute the Pearson correlation coefficient. Figure 3 illustrates the average RSA similarity across 1k samples, which demonstrates that in transformer layers, the adapter representation \mathbf{h}_a is redundant with the representation \mathbf{h} of pretrained VLMs, but has limited correlation to the final output $\tilde{\mathbf{h}}$.

Intuitively, to transfer pretrained VLMs to downstream tasks efficiently, the representation \mathbf{h}_a learned by adapter needs to contain as much information as possible from

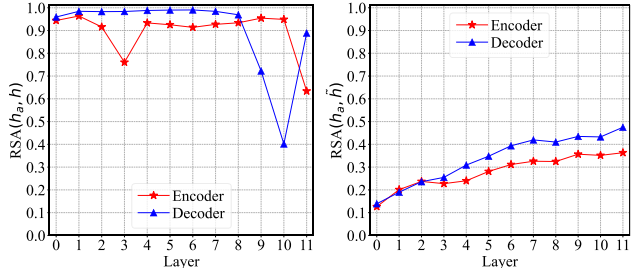


Figure 3. **The average RSA similarity across 1k samples** between \mathbf{h}_a and \mathbf{h} (left) as well as \mathbf{h}_a and $\tilde{\mathbf{h}}$ (right) at each transformer layer. The higher the RSA, the more similar (redundant) the representation spaces are.

the task-relevant representation $\tilde{\mathbf{h}}$, while reducing task-irrelevant redundancy with the representation \mathbf{h} of pretrained VLMs. However, Figure 3 exhibits a counterintuitive result. Therefore, in order to improve the effectiveness of adapters, it is crucial to *encourage task-relevant correlation between \mathbf{h}_a and $\tilde{\mathbf{h}}$ while reducing task-irrelevant redundancy between \mathbf{h}_a and \mathbf{h} .*

4.2. MixPHM Architecture

As illustrated in Figure 2, MixPHM is also a lightweight module inserted into each transformer block of VLMs. We utilize transformer-based encoder-decoder models as underlying pretrained VLMs, which consists of repeated L encoder and L decoder blocks. Specifically, for the l -th ($1 \leq l \leq L$) block, we insert a MixPHM composed of a set of N_e PHM-experts $\{E_i^l\}_{i=1}^{N_e}$ after the feed-forward layer to capture the knowledge and learn task-specific information. As with the adapter, each PHM-expert is implemented by a bottleneck network with down- and up-projection layers.

To reduce *parameter redundancy* in MixPHM, we first decompose and reparameterize the projection matrices of experts in MixPHM into low-dimensional subspace. Then, we further reduce the number of parameters and transfer information using a strategy of global and local expert weight sharing. Moreover, a stochastic routing [54,66] is employed for expert selection to avoid gating networks from introducing additional trainable parameters.

Parameter-Efficient Tuning. At each training (tuning) iteration, we randomly select one expert from the inserted N_e PHM-experts in the l -th transformer block. Once the expert E_i^l is selected, all inputs in a given batch are processed by the same expert. Formally, in the l -th block¹, for a token input representation $\mathbf{h} \in \mathbb{R}^d$, the randomly selected i -th expert encodes and updates \mathbf{h} by

$$\mathbf{h} \leftarrow f(\mathbf{h}\mathbf{W}_i^{\text{dn}})\mathbf{W}_i^{\text{up}} + \mathbf{h}. \tag{7}$$

In Eq. (7), the down-projection matrix $\mathbf{W}_i^{\text{dn}} \in \mathbb{R}^{d \times d_r}$ and up-projection matrix $\mathbf{W}_i^{\text{up}} \in \mathbb{R}^{d_r \times d}$ are firstly decomposed

¹For brevity, the superscript l is omitted hereafter.

into low-dimensional matrices using PHM, *i.e.*,

$$\mathbf{W}_i^{\text{dn}} = \sum_{j=1}^n \mathbf{S}_{i,j} \otimes \mathbf{A}_{i,j}^{\text{dn}}, \quad \mathbf{W}_i^{\text{up}} = \sum_{j=1}^n \mathbf{S}_{i,j} \otimes \mathbf{A}_{i,j}^{\text{up}}, \quad (8)$$

where, $\mathbf{S}_{i,j} \in \mathbb{R}^{n \times n}$, $\mathbf{A}_{i,j}^{\text{dn}} \in \mathbb{R}^{\frac{d_r}{n} \times \frac{d_r}{n}}$, $\mathbf{A}_{i,j}^{\text{up}} \in \mathbb{R}^{\frac{d_r}{n} \times \frac{d_r}{n}}$. To be more parameter-efficient, the matrix $\mathbf{A}_{i,j}^{\text{dn}}$ ($\mathbf{A}_{i,j}^{\text{up}}$) is further factorized into two low-rank matrices by

$$\mathbf{A}_{i,j}^{\text{dn}} = \mathbf{T}_{i,j}^{\text{dn}} (\mathbf{U}_{i,j}^{\text{dn}})^{\text{T}}, \quad \mathbf{A}_{i,j}^{\text{up}} = \mathbf{T}_{i,j}^{\text{up}} (\mathbf{U}_{i,j}^{\text{up}})^{\text{T}}, \quad (9)$$

where, $\mathbf{T}_{i,j}^{\text{dn}} \in \mathbb{R}^{\frac{d_r}{n} \times d_k}$, $\mathbf{U}_{i,j}^{\text{dn}} \in \mathbb{R}^{\frac{d_r}{n} \times d_k}$, $\mathbf{T}_{i,j}^{\text{up}} \in \mathbb{R}^{\frac{d_r}{n} \times d_k}$, $\mathbf{U}_{i,j}^{\text{up}} \in \mathbb{R}^{\frac{d_r}{n} \times d_k}$, and d_r is the rank of these matrices. Finally, we learn the weight matrices of the i -th PHM-expert by

$$\begin{aligned} \mathbf{W}_i^{\text{dn}} &= \sum_{j=1}^n \mathbf{S}_{i,j} \otimes (\mathbf{T}_{i,j}^{\text{dn}} (\mathbf{U}_{i,j}^{\text{dn}})^{\text{T}}), \\ \mathbf{W}_i^{\text{up}} &= \sum_{j=1}^n \mathbf{S}_{i,j} \otimes (\mathbf{T}_{i,j}^{\text{up}} (\mathbf{U}_{i,j}^{\text{up}})^{\text{T}}). \end{aligned} \quad (10)$$

Information Sharing across PHM-Experts. When tuning pretrained VLMs with MixPHM on a downstream dataset, the set of n matrices $\{\mathbf{S}_{i,j}\}_{j=1}^n$ of the i -th PHM-expert are globally shared among all PHM-experts across transformer blocks to capture general information for the target task. On the contrary, $\{\mathbf{A}_{i,j}^{\text{dn}}\}_{j=1}^n$ and $\{\mathbf{A}_{i,j}^{\text{up}}\}_{j=1}^n$ are expert-specific weight matrices that are unique to each PHM-expert. To better transfer information between PHM-experts of MixPHM and further reduce parameter redundancy, we locally share $\{\mathbf{A}_{i,j}^{\text{dn}}\}_{j=1}^n$ among PHM-experts in each MixPHM.

At this point, the total number of trainable parameters inserted into pretrained VLMs using MixPHM is reduced from the original $4LN_e(dd_r)$ to $2Ld_k(d+d_r)(N_e+1)+n^3$.

4.3. Redundancy Regularization

Motivated by the insight discussed in Sec. 4.1, we propose redundancy regularization. Specifically, for the MixPHM in the l -th transformer block, we ensemble its token-level output representation $\{\mathbf{h}_a\}_{i=1}^N$ and its residual $\{\mathbf{h}\}_{i=1}^N$ of a batch to $\mathbf{Z}_a \in \mathbb{R}^{N \times d}$ and $\mathbf{Z} \in \mathbb{R}^{N \times d}$, $N = N_b N_t$ (N_b indicates batch size). For the transformer encoder/decoder, we average the final output representation $\{\tilde{\mathbf{h}}\}_{i=1}^N$ of a batch along the token dimension and obtain a global task-relevant representation $\{\bar{\mathbf{h}}\}_{i=1}^{N_b}$. Then, the redundancy regularization can be expressed by

$$\mathcal{L}_{\text{Ra}} \triangleq \sum_i^N \sum_{j \neq i}^N \frac{\mathbf{Z}_a \mathbf{Z}^{\text{T}}}{\|\mathbf{Z}_a\|_2 \|\mathbf{Z}\|_2} - \sum_i^{N_b} \sum_j^{N_t} \hat{\mathcal{I}}(\mathbf{h}_{a,i,j}; \bar{\mathbf{h}}_i), \quad (11)$$

where, $\|\cdot\|_2$ denotes the L_2 norm, $\hat{\mathcal{I}}(\cdot; \cdot)$ means the estimation of mutual information, and $\mathbf{h}_{a,i,j}$ is the output representation of the j -th token of the i -th sample in a batch. In

this paper, we adopt the JSD MI estimator [15] to maximize the mutual information between two representations. In redundancy regularization \mathcal{L}_{Ra} , the first term is a redundancy reduction term, which encourages \mathbf{h}_a to discard task-irrelevant information from pretrained VLMs via approximating the off-diagonal elements of the cosine similarity matrix between \mathbf{h}_a and \mathbf{h} to zero. The second term aims to advocate \mathbf{h}_a contain more task-relevant information from downstream datasets by maximizing the mutual information between \mathbf{h}_a and $\bar{\mathbf{h}}$.

Formulating VQA as a generative modeling task, the objective is to minimize the negative log-likelihood of answer y tokens given input image I and question Q . Therefore, the total training loss in parameter-efficient tuning is

$$\mathcal{L} = - \sum_{j=1}^{|y|} \log P_{\theta}(y_j | y_{<j}; I, Q) + \alpha \mathcal{L}_{\text{Ra}}, \quad (12)$$

where, α is a factor to balance redundancy regularization.

4.4. Inference

In contrast to the stochastic routing utilized during training, we adopt a weight aggregation strategy [56] to obtain a final PHM-expert for each MixPHM during inference. Specifically, one MixPHM has N_e PHM-experts. When learning weights in a low-rank subspace, each expert has $2n$ expert-specific matrices $\{\mathbf{T}_j^{\text{up}}, \mathbf{U}_j^{\text{up}}\}_{j=0}^n$, and the N_e experts have the same $2n$ locally-shared matrices $\{\mathbf{T}_j^{\text{dn}}, \mathbf{U}_j^{\text{dn}}\}_{j=0}^n$ as well as n globally-shared matrices $\{\mathbf{S}_j\}_{j=1}^n$. To obtain weights of the final PHM-expert, we first merge the weights of up-projection matrices by averaging the corresponding N_e weight matrices. Mathematically, the j -th up-projection matrices can be computed with

$$\tilde{\mathbf{T}}_j^{\text{up}} = \frac{1}{N_e} \sum_{i=1}^{N_e} \mathbf{T}_{ji}^{\text{up}}, \quad \tilde{\mathbf{U}}_j^{\text{up}} = \frac{1}{N_e} \sum_{i=1}^{N_e} \mathbf{U}_{ji}^{\text{up}}. \quad (13)$$

Due to the global and local weight sharing, we need not perform weight aggregation on $\{\mathbf{S}_j\}_{j=1}^n$ and $\{\mathbf{T}_j^{\text{dn}}, \mathbf{U}_j^{\text{dn}}\}_{j=0}^n$. Finally, we employ the merged expert to compute the output representations of MixPHM at each transformer block.

5. Experiment

5.1. Experimental Setting

Datasets and Metrics. We conduct experiments on three datasets, VQA v2 [12], GQA [20], and OK-VQA [38]. To simulate the low-resource setting for VQA, we follow the work [4] and consider the training data size $N_{\mathcal{D}}$ for low-resource VQA to be smaller than 1,000. For more practical low-resource learning, we follow *true few-shot learning* [10, 40] and utilize the development set \mathcal{D}_{dev} , which has the same size with the training set $\mathcal{D}_{\text{train}}$ (*i.e.*,

Dataset	Method	#Param		#Sample					
		(M)	(%)	$N_{\mathcal{D}}=16$	$N_{\mathcal{D}}=32$	$N_{\mathcal{D}}=64$	$N_{\mathcal{D}}=100$	$N_{\mathcal{D}}=500$	$N_{\mathcal{D}}=1,000$
VQA v2 [12]	Finetuning	224.54	100%	41.82 \pm 1.58	43.09 \pm 3.10	46.87 \pm 0.57	48.12 \pm 0.87	53.46 \pm 0.41	55.56 \pm 0.13
	BitFit [59]	0.29	0.13%	40.61 \pm 4.15	43.86 \pm 2.19	46.14 \pm 1.00	47.53 \pm 0.67	51.91 \pm 0.40	53.18 \pm 0.58
	LoRA [17]	0.44	0.20%	41.60 \pm 2.27	42.62 \pm 2.41	45.36 \pm 1.66	47.57 \pm 0.91	51.93 \pm 0.38	54.15 \pm 0.45
	Compacter [24]	0.34	0.15%	39.28 \pm 1.87	42.47 \pm 2.76	44.91 \pm 1.27	46.28 \pm 1.37	51.21 \pm 0.90	53.39 \pm 0.54
	Houlsby [16]	4.76	2.12%	41.71 \pm2.16	44.01 \pm 2.09	45.11 \pm 1.40	47.71 \pm0.78	52.27 \pm 1.05	54.31 \pm0.34
	Pfeiffer [41]	2.38	1.06%	41.48 \pm 1.86	44.18 \pm2.13	45.93 \pm 1.11	47.42 \pm 1.15	52.35 \pm0.52	53.98 \pm 0.38
	AdaMix [54]	5.92	2.64%	40.59 \pm 2.05	43.42 \pm 2.08	46.70 \pm1.32	47.34 \pm 0.91	51.72 \pm 1.05	54.12 \pm 0.63
	MixPHM	0.87	0.39%	43.13 \pm1.78	45.97 \pm2.01	48.26 \pm0.56	49.91 \pm0.76	54.30 \pm0.33	56.11 \pm0.40
GQA [20]	Finetuning	224.54	100%	28.24 \pm 2.08	30.80 \pm 2.49	34.22 \pm 0.59	36.15 \pm 0.99	41.49 \pm 0.54	43.04 \pm 0.57
	BitFit [59]	0.29	0.13%	26.13 \pm 2.83	29.00 \pm 4.81	34.25 \pm 1.16	35.91 \pm 1.22	40.08 \pm 0.42	41.84 \pm 0.15
	LoRA [17]	0.44	0.20%	26.89 \pm2.74	30.40 \pm2.27	34.40 \pm0.99	36.14 \pm1.10	40.20 \pm 1.02	42.06 \pm1.12
	Compacter [24]	0.34	0.15%	23.70 \pm 2.10	27.18 \pm 2.61	32.70 \pm 1.30	35.28 \pm 1.45	38.68 \pm 0.50	41.17 \pm 0.95
	Houlsby [16]	4.76	2.12%	25.13 \pm 2.32	28.34 \pm 1.17	33.23 \pm 0.94	35.88 \pm 1.79	40.85 \pm0.48	41.90 \pm 0.72
	Pfeiffer [41]	2.38	1.06%	25.08 \pm 1.81	29.18 \pm 1.32	32.97 \pm 0.84	35.08 \pm 1.01	40.30 \pm 0.40	41.39 \pm 0.27
	AdaMix [54]	5.92	2.64%	24.62 \pm 2.34	28.01 \pm 1.33	32.74 \pm 0.96	35.64 \pm 0.94	40.14 \pm 0.42	41.97 \pm 0.86
	MixPHM	0.87	0.39%	28.33 \pm2.63	32.40 \pm2.52	36.75 \pm0.55	37.40 \pm0.87	41.92 \pm0.55	43.81 \pm0.50
OK-VQA [38]	Finetuning	224.54	100%	11.66 \pm 2.08	14.20 \pm 0.78	16.65 \pm 1.02	18.28 \pm 0.67	24.07 \pm 0.40	26.66 \pm 0.72
	BitFit [59]	0.29	0.13%	11.29 \pm1.79	13.66 \pm1.49	15.29 \pm 0.57	16.51 \pm 0.53	22.54 \pm 0.57	24.80 \pm 0.63
	LoRA [17]	0.44	0.20%	10.26 \pm 1.53	12.46 \pm 1.82	15.95 \pm0.38	17.03 \pm0.82	23.02 \pm 0.41	25.26 \pm 0.53
	Compacter [24]	0.34	0.15%	9.64 \pm 2.73	11.04 \pm 1.39	13.57 \pm 1.07	15.92 \pm 1.18	22.20 \pm 0.89	24.52 \pm 0.59
	Houlsby [16]	4.76	2.12%	9.79 \pm 1.71	12.25 \pm 2.13	15.04 \pm 1.25	16.58 \pm 0.65	22.67 \pm 0.77	25.04 \pm 0.44
	Pfeiffer [41]	2.38	1.06%	9.06 \pm 0.53	11.39 \pm 0.79	14.23 \pm 1.54	16.34 \pm 0.79	22.90 \pm 1.03	26.70 \pm0.71
	AdaMix [54]	5.92	2.64%	8.39 \pm 1.20	11.55 \pm 1.37	13.66 \pm 2.29	16.27 \pm 0.92	23.20 \pm0.78	26.34 \pm 0.88
	MixPHM	0.87	0.39%	13.87 \pm2.39	16.03 \pm1.23	18.58 \pm1.42	20.16 \pm0.97	26.08 \pm0.88	28.53 \pm0.85

Table 1. **Experimental results with pretrained VL-T5.** The average VQA-Score with standard deviation across 5 seeds are evaluated on VQA v2 validation set, GQA test-dev, and OK-VQA test set. The **best** and **second best** parameter-efficient tuning methods are highlighted. The number of tuned parameters and the percentage of tuned parameters relative to VL-T5 (*i.e.*, 224.54M) are reported.

$|\mathcal{D}_{\text{dev}}| = |\mathcal{D}_{\text{train}}| = N_{\mathcal{D}}$, instead of using large-scale validation set, for best model selection and hyperparameter tuning. Specifically, we conduct experiments on $N_{\mathcal{D}} \in \{16, 32, 64, 100, 500, 1000\}$. To construct the $\mathcal{D}_{\text{train}}$ and \mathcal{D}_{dev} of VQA v2, we randomly sample $2N_{\mathcal{D}}$ samples from its training set and divide them equally into the $\mathcal{D}_{\text{train}}$ and \mathcal{D}_{dev} . Analogously, we construct $\mathcal{D}_{\text{train}}$ and \mathcal{D}_{dev} for GQA and OK-VQA. VQA-Score [2] is the accuracy metric of the low-resource VQA task.

Implementation Details. We use four pretrained VLMs, *i.e.*, VL-T5 [5], X-VLM [60], BLIP [30], and OFA_{Base} [53], as underlying encoder-decoder transformers, which formulate VQA as a generation task in finetuning and do not introduce additional parameters from VQA heads. Since the original pretraining datasets used by VL-T5 contain samples of the above VQA datasets, we instead load the weights² released by Jin *et al.* [23], which is re-trained without the overlapped samples. All results are reported across five seeds {13, 21, 42, 87, 100}. More details and hyperparameter setups are provided in Appendix C.

Baselines. We compare our method with several state-of-the-art parameter-efficient tuning methods and finetuning. For a fair comparison, we perform hyperparameter search on their key hyperparameters (KHP) and report their best performance. Specifically,

²<https://github.com/woojongjin/FewVLM>

Method	Model Size	#Param (%)	VQAv2	GQA	OK-VQA
Frozen [50]	7B	-	38.2	12.6	-
PiCa-Base [57]	175B	-	54.3	43.3	-
PiCa-Full [57]	175B	-	56.1	48.0	-
FewVLM [23]	225M	100%	48.2	32.2	15.0
MixPHM [†]	226M	0.39%	49.3	33.4	19.2

Table 2. **Comparison with few-shot learner ($N_{\mathcal{D}}=64$).** FewVLM is a prompt-based full finetuning method. MixPHM[†] means using MixPHM to tune FewVLM in a parameter-efficient manner.

- **BitFit** [59] only tunes the bias weights of pretrained models while keeping the rest parameters frozen.
- **LoRA** [17] tunes additional low-rank matrices, which are used to approximate the query and value weights in each transformer self-attention and cross-attention layer. KHP is the matrix rank (r).
- **Compacter** [24] adds adapters after each feed-forward layer of transformer blocks and reparameterizes adapter weights with low-rank PHM layers [61]. KHP are the number of summations of Kronecker product (n), the bottleneck dimension (d_r), and r .
- **Houlsby** [16] adds adapters after self-attention and feed-forward layers in each transformer block. KHP is d_r .
- **Pfeiffer** [41] is to determine the location of adapter based on pilot experiments. In this work, we place it after each transformer feed-forward layer. KHP is d_r .
- **AdaMix** [54] adds multiple adapters after each transformer feed-forward layer in a MoE manner. KHP are

Method	VQA v2	GQA	OK-VQA
Finetuning	46.87 \pm 0.57	34.22 \pm 0.59	16.65 \pm 1.02
MixPHM*	47.30 \pm 0.67	34.66 \pm 0.78	18.05 \pm 1.16
+ \mathcal{L}_{cs}	46.70 \pm 0.66	34.83 \pm 1.35	17.37 \pm 1.38
+ \mathcal{L}_{Ra}^I	47.42 \pm 0.71	34.69 \pm 0.96	18.25 \pm 1.54
+ \mathcal{L}_{Ra}^{II}	47.71 \pm 0.85	36.10 \pm 0.83	18.21 \pm 1.08
+ \mathcal{L}_{Ra}	48.26 \pm 0.56	36.75 \pm 0.55	18.58 \pm 1.42

Table 3. **Ablation on different regularizers with $N_{\mathcal{D}} = 64$.** MixPHM* means the baseline without any regularizer. \mathcal{L}_{cs} is a consistency regularizer [66]. \mathcal{L}_{Ra}^I and \mathcal{L}_{Ra}^{II} indicate that only using the first and the second term of \mathcal{L}_{Ra} , respectively.

the number of adapters (N_e), and d_r .

5.2. Low-Resource Visual Question Answering

Table 1 shows the results with pretrained VL-T5 [5] on three datasets. Overall, our MixPHM outperforms state-of-the-art parameter-efficient tuning methods and is the only one that consistently outperforms full finetuning. Next, we detail the different comparisons.

Comparison with AdaMix. AdaMix and MixPHM adopt MoE to boost the capacity of adapters, but MixPHM considers further reducing parameter redundancy and learning more task-relevant representations. Table 1 shows that on all datasets with different $N_{\mathcal{D}}$, our MixPHM markedly outperforms AdaMix and full finetuning, while AdaMix fails to outperform full finetuning (except VQA v2 with $N_{\mathcal{D}} = 32$). This result demonstrates the effectiveness of MixPHM in terms of performance and parameter efficiency, which also suggests the importance of prompting task-relevant correction while reducing parameter redundancy.

Comparison with Hously and Pfeiffer. PHM-expert in MixPHM has the same bottleneck structure with adapter. However, PHM-expert is more parameter-efficient due to the reduction of parameter redundancy and can better capture task-relevant information owing to the proposed redundancy regularization. The result in Table 1 shows that compared to Finetuning, the performance of Hously and Pfeiffer falls far short of the ceiling performance in most low-resource settings. Conversely, the proposed MixPHM exhibits advantages in terms of performance and parameter efficiency under all dataset settings.

Comparison with Compacter. To reduce parameter redundancy, Compacter and MixPHM reparameterize adapter weights with low-rank PHM. However, in reducing parameter redundancy, MixPHM encourages task-relevant correction with redundancy regularization and improves the model capacity with MoE, avoiding overfitting and underparameterization concerns. Table 1 shows that Compacter does not perform as expected. One possible explanation is that Compacter is under-parameterized on the low-resource VQA task. Because too few trainable parameters do not guarantee that model capture enough task-relevant information in the tuning stage. This suggests that when tuning

WD		WS		#Param (M)	VQA v2	GQA	OK-VQA	
D1	D2	S	A ^{dn} A ^{up}					
Finetuning					224.54	46.87 \pm 0.57	34.22 \pm 0.59	16.65 \pm 1.02
✓				2.45	48.15 \pm 0.89	36.42 \pm 0.64	17.34 \pm 1.59	
✓		✓	✓	1.55	47.79 \pm 1.11	36.59 \pm 0.64	18.77 \pm 0.99	
✓	✓	✓	✓	0.87	48.26 \pm 0.56	36.75 \pm 0.55	18.58 \pm 1.42	
✓	✓			1.37	47.67 \pm 1.13	36.22 \pm 0.89	17.65 \pm 2.38	
✓	✓	✓		1.36	48.05 \pm 0.99	36.76 \pm 0.78	17.02 \pm 1.70	
✓	✓		✓	0.83	47.30 \pm 0.92	36.05 \pm 1.05	17.27 \pm 0.63	
✓	✓	✓	✓	0.82	47.83 \pm 0.65	36.39 \pm 0.84	17.75 \pm 1.36	
✓	✓		✓	0.88	47.78 \pm 1.20	36.57 \pm 0.81	18.07 \pm 1.73	
✓	✓	✓	✓	0.87	48.26 \pm 0.56	36.75 \pm 0.55	18.58 \pm 1.42	

Table 4. **Ablation on weight decomposition (WD) and weight sharing (WS).** D1: the decomposition of expert weights in MixPHM with PHM. D2: the further low-rank reparameterization of the decomposed weights.

pretrained VLMs for low-resource VQA, it is necessary to balance the effectiveness and parameter efficiency.

Comparison with LoRA and BitFit. LoRA and BitFit are two typical parameter-efficient methods that tune a part of parameters of original pretrained VLMs and are more parameter-efficient. The results are shown in Table 1. We observe that compared with MixPHM, the tunable parameters of LoRA and BitFit are relatively lightweight. However, their performance trails much below MixPHM. In particular, the performance gap becomes larger as $N_{\mathcal{D}}$ increases. Similar to the discussion on Compacter, too few trainable parameters in the tuning process may lead to overfitting on the given dataset.

Comparison with SoTA Few-Shot Learner. Few-shot VQA is a special case of low-resource VQA. The comparisons with SoTA multimodal few-shot learner are shown in Table 2. Frozen [50] and PICa [57] are two in-context learning methods that use prompt-tuning to transfer large-scale language models (*i.e.*, GPT-2 and GPT-3 [3]) without parameter tuning. While FewVLM [23] is a prompt-based full finetuning method to adapt VL-T5, which inserts hand-crafted prompts into model inputs and finetunes full model parameters. We utilize MixPHM to tune FewVLM in a parameter-efficient manner. With only a tiny number of parameters tuned, MixPHM outperforms FewVLM in few-shot performance, especially on OK-VQA (19.2 vs. 15.0). This demonstrates the superiority of MixPHM in terms of performance and parameter efficiency.

5.3. Ablation Study

We conduct all ablated experiments with pretrained VL-T5 on VQA v2, GQA, and OK-VQA with $N_{\mathcal{D}} = 64$.

Effectiveness of Redundancy Regularization. To demonstrate the effectiveness of the proposed redundancy regularization, we first introduce a consistency regularizer \mathcal{L}_{cs} [66] for comparison. Moreover, to further analyze the contribution of different terms in \mathcal{L}_{Ra} , we consider two variations of \mathcal{L}_{Ra} : (i) \mathcal{L}_{Ra}^I : only using the first term in Eq. (11) as the regularizer during training. (ii) \mathcal{L}_{Ra}^{II} : only using the sec-

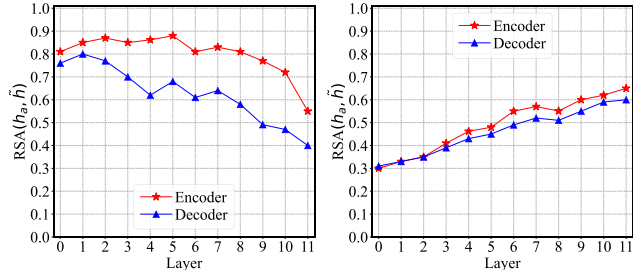


Figure 4. The average RSA similarity of MixPHM between h_a and h (left) as well as h_a and \hat{h} (right) at each transformer layer.

ond term in Eq. (11) during training. Table 3 shows that \mathcal{L}_{cs} improves MixPHM performance only on GQA and the improvement is minor. In contrast, \mathcal{L}_{Ra} shows a significant improvement in MixPHM performance on all datasets. This observation demonstrates the effectiveness and superiority of the proposed regularizer \mathcal{L}_{Ra} . Furthermore, analyzing the impact of \mathcal{L}_{Ra}^I and \mathcal{L}_{Ra}^{II} on MixPHM performance, we find that only reducing the redundancy between the representation of MixPHM and the representation of pretrained VLMs (*i.e.*, \mathcal{L}_{Ra}^I) makes limited contribution to performance gains. However, the joint effect of \mathcal{L}_{Ra}^I and \mathcal{L}_{Ra}^{II} is better than \mathcal{L}_{Ra}^{II} alone. This suggests that the trade-off between reducing task-irrelevant redundancy and prompting task-relevant correlation is critical for MixPHM.

Impact of Reducing Parameter Redundancy. MixPHM reduces parameter redundancy by first decomposing expert weights with PHM (D1) and then reparameterizing the decomposed weights (D2). We ablate D1 and D2 to analyze their effects on MixPHM performance (*i.e.*, the third column in Table 4). In addition, weight sharing can further reduce parameter redundancy in MixPHM. We thus conduct ablation on different meaningful combinations of shared weights in the fourth column of Table 4. Aside from the globally shared matrices (**S**), we also locally share down-projection (A^{dn}) or up-projection (A^{up}) matrices between experts in one MixPHM. Table 4 shows that there is a trade-off between parameter efficiency and performance, *i.e.*, excessive parameter reduction may harm performance. Therefore, we advocate reducing parameter redundancy while maintaining model capacity.

Impact of Hyperparameters. Results on 1) routing mechanisms and hyperparameters (N_e, d_r, d_k, n, α), and 2) visualization are available in Appendix A and Appendix B.

5.4. Discussion

Redundancy Analysis of MixPHM. In this paper, we propose an insight that aims to improve the effectiveness of adapters by reducing task-irrelevant redundancy and promoting task-relevant correlation in representations. To assess whether our method actually leads to performance improvements based on this insight, we conduct the redundancy analysis of MixPHM under the same experimental

VLMs	Method	#Param (M)	#Sample			
			$N_{\mathcal{D}}=16$	$N_{\mathcal{D}}=64$	$N_{\mathcal{D}}=500$	$N_{\mathcal{D}}=1000$
X-VLM [60]	Finetuning	294	26.63	30.45	38.96	43.92
	MixPHM	0.66	27.54	31.80	41.05	48.06
BLIP [30]	Finetuning	385	27.01	30.05	37.00	42.22
	MixPHM	0.87	29.17	32.09	41.80	46.78
OFA _{Base} [53]	Finetuning	180	27.48	31.75	42.99	46.81
	MixPHM	0.70	28.46	33.00	45.88	50.01

Table 5. Experimental results of MixPHM on other pretrained VLMs. We report the average VQA-Score across five seeds on VQA v2 validation set under different low-resource settings.

settings as described in Sec. 4.1. Figure 4 illustrates the RSA similarity across 1k samples on VQA v2. Compared with the redundancy analysis of Adapter shown in Figure 1, we observe that MixPHM markedly reduces the representation redundancy between h_a and h , while increasing the representation correlation between h_a and \hat{h} . This finding provides a perceptive demonstration for the soundness of our motivation and the effectiveness of our method.

Generalizability to Other Pretrained VLMs. To demonstrate the generalization capability of our method on other pretrained VLMs, we apply MixPHM to adapt pretrained X-VLM [60], BLIP [30], and OFA_{Base} [53] for the low-resource VQA task. Table 5 presents a lite comparison between our method and full finetuning on VQA v2. We observe that MixPHM consistently outperforms full finetuning in all settings, with significant performance gains observed when $N_{\mathcal{D}} \in \{500, 1000\}$. Notably, the largest performance gaps from finetuning are achieved by X-VLM (+4.14), BLIP (+4.80), and OFA_{Base} (+3.20) at $N_{\mathcal{D}}=1000$, $N_{\mathcal{D}}=500$, and $N_{\mathcal{D}}=1000$, respectively. These findings demonstrate the generalizability of MixPHM to various pretrained VLMs. More results are available in Appendix D.

6. Conclusion and Limitation

In this paper, we propose a redundancy-aware parameter-efficient tuning method to adapt pretrained VLMs to the low-resource VQA task. Our proposed MixPHM reduces task-irrelevant redundancy while prompting task-relevant correlation via a proposed redundancy regularization. Experiments demonstrate its effectiveness and superiority in terms of performance and parameter efficiency.

Redundancy is a double-edged sword. In addition to reducing task-irrelevant redundancy, we can also exploit task-relevant redundancy already learned by pretrained VLMs to enhance performance. Although MixPHM emphasizes reducing task-irrelevant redundancy, there is no explicit guarantee that the reduced redundancy is ineffective for given tasks. As such, a potential prospect is to investigate how to explicitly delimit and minimize task-irrelevant redundancy.

Acknowledgements. This work was supported by the National Science Foundation of China under grant No. 62088102.

References

- [1] Peter Anderson, Xiaodong He, Chris Buehler, Damien Teney, Mark Johnson, Stephen Gould, and Lei Zhang. Bottom-up and top-down attention for image captioning and visual question answering. In *CVPR*, pages 6077–6086, 2018. 12, 13
- [2] Stanislaw Antol, Aishwarya Agrawal, Jiasen Lu, Margaret Mitchell, Dhruv Batra, C Lawrence Zitnick, and Devi Parikh. Vqa: Visual question answering. In *ICCV*, pages 2425–2433, 2015. 1, 2, 6
- [3] Tom Brown, Benjamin Mann, Nick Ryder, Melanie Subbiah, Jared D Kaplan, Prafulla Dhariwal, Arvind Neelakantan, Pranav Shyam, Girish Sastry, Amanda Askell, et al. Language models are few-shot learners. In *NeurIPS*, pages 1877–1901, 2020. 7
- [4] Guanzheng Chen, Fangyu Liu, Zaiqiao Meng, and Shangsong Liang. Revisiting parameter-efficient tuning: Are we really there yet? In *EMNLP*, pages 2612–2626, 2022. 5
- [5] Jaemin Cho, Jie Lei, Hao Tan, and Mohit Bansal. Unifying vision-and-language tasks via text generation. In *ICML*, pages 1931–1942, 2021. 1, 2, 3, 4, 6, 7
- [6] Zi-Yi Dou, Yichong Xu, Zhe Gan, Jianfeng Wang, Shuohang Wang, Lijuan Wang, Chenguang Zhu, Pengchuan Zhang, Lu Yuan, Nanyun Peng, et al. An empirical study of training end-to-end vision-and-language transformers. In *CVPR*, pages 18166–18176, 2022. 1, 2
- [7] Nan Du, Yanping Huang, Andrew M Dai, Simon Tong, Dmitry Lepikhin, Yuanzhong Xu, Maxim Krikun, Yanqi Zhou, Adams Wei Yu, Orhan Firat, et al. Glam: Efficient scaling of language models with mixture-of-experts. In *ICML*, pages 5547–5569, 2022. 2
- [8] William Fedus, Barret Zoph, and Noam Shazeer. Switch transformers: Scaling to trillion parameter models with simple and efficient sparsity. *arXiv preprint arXiv:2101.03961*, 2021. 2, 12
- [9] Zhe Gan, Yen-Chun Chen, Linjie Li, Chen Zhu, Yu Cheng, and Jingjing Liu. Large-scale adversarial training for vision-and-language representation learning. In *NeurIPS*, 2020. 2
- [10] Tianyu Gao, Adam Fisch, and Danqi Chen. Making pre-trained language models better few-shot learners. In *ACL*, pages 3816–3830, 2021. 5
- [11] Ze-Feng Gao, Peiyu Liu, Wayne Xin Zhao, Zhong-Yi Lu, and Ji-Rong Wen. Parameter-efficient mixture-of-experts architecture for pre-trained language models. *arXiv preprint arXiv:2203.01104*, 2022. 2
- [12] Yash Goyal, Tejas Khot, Douglas Summers-Stay, Dhruv Batra, and Devi Parikh. Making the v in vqa matter: Elevating the role of image understanding in visual question answering. In *CVPR*, pages 6904–6913, 2017. 2, 4, 5, 6
- [13] Junxian He, Chunting Zhou, Xuezhe Ma, Taylor Berg-Kirkpatrick, and Graham Neubig. Towards a unified view of parameter-efficient transfer learning. In *ICLR*, 2022. 2
- [14] Ruidan He, Linlin Liu, Hai Ye, Qingyu Tan, Bosheng Ding, Liying Cheng, Jia-Wei Low, Lidong Bing, and Luo Si. On the effectiveness of adapter-based tuning for pretrained language model adaptation. In *ACL*, pages 2208–2222, 2021. 4
- [15] R Devon Hjelm, Alex Fedorov, Samuel Lavoie-Marchildon, Karan Grewal, Phil Bachman, Adam Trischler, and Yoshua Bengio. Learning deep representations by mutual information estimation and maximization. In *ICLR*, 2019. 5
- [16] Neil Houlsby, Andrei Giurgiu, Stanislaw Jastrzebski, Bruna Morrone, Quentin De Laroussilhe, Andrea Gesmundo, Mona Attariyan, and Sylvain Gelly. Parameter-efficient transfer learning for nlp. In *ICML*, pages 2790–2799, 2019. 1, 2, 4, 6, 14
- [17] Edward J Hu, Yelong Shen, Phillip Wallis, Zeyuan Allen-Zhu, Yuanzhi Li, Shean Wang, Lu Wang, and Weizhu Chen. Lora: Low-rank adaptation of large language models. In *ICLR*, 2022. 1, 2, 6, 14
- [18] Ronghang Hu and Amanpreet Singh. Unit: Multimodal multitask learning with a unified transformer. In *ICCV*, pages 1439–1449, 2021. 2
- [19] Zhicheng Huang, Zhaoyang Zeng, Yupan Huang, Bei Liu, Dongmei Fu, and Jianlong Fu. Seeing out of the box: End-to-end pre-training for vision-language representation learning. In *CVPR*, pages 12976–12985, 2021. 2
- [20] Drew A Hudson and Christopher D Manning. GQA: A new dataset for real-world visual reasoning and compositional question answering. In *CVPR*, pages 6700–6709, 2019. 2, 5, 6
- [21] Chao Jia, Yinfei Yang, Ye Xia, Yi-Ting Chen, Zarana Parekh, Hieu Pham, Quoc Le, Yun-Hsuan Sung, Zhen Li, and Tom Duerig. Scaling up visual and vision-language representation learning with noisy text supervision. In *ICML*, pages 4904–4916, 2021. 2
- [22] Jingjing Jiang, Ziyi Liu, and Nanning Zheng. Correlation information bottleneck: Towards adapting pretrained multimodal models for robust visual question answering. *arXiv preprint arXiv:2209.06954*, 2022. 2, 12
- [23] Woojeong Jin, Yu Cheng, Yelong Shen, Weizhu Chen, and Xiang Ren. A good prompt is worth millions of parameters: Low-resource prompt-based learning for vision-language models. In *ACL*, pages 2763–2775, 2022. 2, 6, 7
- [24] Rabeeh Karimi Mahabadi, James Henderson, and Sebastian Ruder. Compacter: Efficient low-rank hypercomplex adapter layers. In *NeurIPS*, pages 1022–1035, 2021. 1, 2, 6, 14
- [25] Wonjae Kim, Bokyung Son, and Ildoo Kim. Vilt: Vision-and-language transformer without convolution or region supervision. In *ICML*, pages 5583–5594, 2021. 1, 2
- [26] Aarre Laakso and Garrison Cottrell. Content and cluster analysis: Assessing representational similarity in neural systems. *Philosophical Psychology*, 13(1):47–76, 2000. 4
- [27] Dmitry Lepikhin, HyoukJoong Lee, Yuanzhong Xu, Dehao Chen, Orhan Firat, Yanping Huang, Maxim Krikun, Noam Shazeer, and Zhifeng Chen. Gshard: Scaling giant models with conditional computation and automatic sharding. In *ICLR*, 2021. 2
- [28] Brian Lester, Rami Al-Rfou, and Noah Constant. The power of scale for parameter-efficient prompt tuning. In *EMNLP*, pages 3045–3059, 2021. 2
- [29] Mike Lewis, Shruti Bhosale, Tim Dettmers, Naman Goyal, and Luke Zettlemoyer. Base layers: Simplifying training of large, sparse models. In *ICML*, pages 6265–6274, 2021. 2

- [30] Junnan Li, Dongxu Li, Caiming Xiong, and Steven Hoi. Blip: Bootstrapping language-image pre-training for unified vision-language understanding and generation. In *ICML*, pages 12888–12900, 2022. 1, 2, 6, 8
- [31] Junnan Li, Ramprasaath Selvaraju, Akhilesh Gotmare, Shafiq Joty, Caiming Xiong, and Steven Chu Hong Hoi. Align before fuse: Vision and language representation learning with momentum distillation. In *NeurIPS*, pages 9694–9705, 2021. 1, 2
- [32] Xiang Lisa Li and Percy Liang. Prefix-tuning: Optimizing continuous prompts for generation. In *ACL*, pages 4582–4597, 2021. 2
- [33] Bingqian Lin, Yi Zhu, Zicong Chen, Xiwen Liang, Jianzhuang Liu, and Xiaodan Liang. Adapt: Vision-language navigation with modality-aligned action prompts. In *CVPR*, pages 15396–15406, 2022. 2
- [34] Ilya Loshchilov and Frank Hutter. Decoupled weight decay regularization. In *ICLR*, 2019. 14
- [35] Rabeeh Karimi Mahabadi, Yonatan Belinkov, and James Henderson. Variational information bottleneck for effective low-resource fine-tuning. In *ICLR*, 2021. 2
- [36] Rabeeh Karimi Mahabadi, Sebastian Ruder, Mostafa Dehghani, and James Henderson. Parameter-efficient multi-task fine-tuning for transformers via shared hypernetworks. In *ACL*, pages 565–576, 2021. 2
- [37] Yuning Mao, Lambert Mathias, Rui Hou, Amjad Almahairi, Hao Ma, Jiawei Han, Scott Yih, and Madian Khabsa. Unipelt: A unified framework for parameter-efficient language model tuning. In *ACL*, pages 6253–6264, 2022. 2
- [38] Kenneth Marino, Mohammad Rastegari, Ali Farhadi, and Roozbeh Mottaghi. Ok-vqa: A visual question answering benchmark requiring external knowledge. In *CVPR*, pages 3195–3204, 2019. 2, 5, 6
- [39] Adam Paszke, Sam Gross, Francisco Massa, Adam Lerer, James Bradbury, Gregory Chanan, Trevor Killeen, Zeming Lin, Natalia Gimelshein, Luca Antiga, et al. Pytorch: An imperative style, high-performance deep learning library. In *NeurIPS*, pages 8024–8035, 2019. 14
- [40] Ethan Perez, Douwe Kiela, and Kyunghyun Cho. True few-shot learning with language models. In *NeurIPS*, pages 11054–11070, 2021. 5
- [41] Jonas Pfeiffer, Aishwarya Kamath, Andreas Rücklé, Kyunghyun Cho, and Iryna Gurevych. Adapterfusion: Non-destructive task composition for transfer learning. *arXiv preprint arXiv:2005.00247*, 2020. 1, 2, 4, 6, 14
- [42] Carlos Riquelme, Joan Puigcerver, Basil Mustafa, Maxim Neumann, Rodolphe Jenatton, André Susano Pinto, Daniel Keysers, and Neil Houlsby. Scaling vision with sparse mixture of experts. In *NeurIPS*, pages 8583–8595, 2021. 2
- [43] Stephen Roller, Sainbayar Sukhbaatar, Jason Weston, et al. Hash layers for large sparse models. In *NeurIPS*, pages 17555–17566, 2021. 2
- [44] Andreas Rücklé, Gregor Geigle, Max Glockner, Tilman Beck, Jonas Pfeiffer, Nils Reimers, and Iryna Gurevych. Adapterdrop: On the efficiency of adapters in transformers. In *EMNLP*, pages 7930–7946, 2021. 2
- [45] Noam Shazeer, Azalia Mirhoseini, Krzysztof Maziarz, Andy Davis, Quoc Le, Geoffrey Hinton, and Jeff Dean. Outrageously large neural networks: The sparsely-gated mixture-of-experts layer. In *ICLR*, 2017. 1, 2, 3
- [46] Yi-Lin Sung, Jaemin Cho, and Mohit Bansal. VL-adapter: Parameter-efficient transfer learning for vision-and-language tasks. In *CVPR*, pages 5227–5237, 2022. 1, 2
- [47] Yi-Lin Sung, Varun Nair, and Colin A Raffel. Training neural networks with fixed sparse masks. In *NeurIPS*, pages 24193–24205, 2021. 2
- [48] Hao Tan and Mohit Bansal. LXMERT: Learning cross-modality encoder representations from transformers. In *EMNLP*, pages 5099–5110, 2019. 2
- [49] Naftali Tishby and Noga Zaslavsky. Deep learning and the information bottleneck principle. *arXiv preprint arXiv:1503.02406*, 2015. 2
- [50] Maria Tsimpoukelli, Jacob Menick, Serkan Cabi, SM Eslami, Oriol Vinyals, and Felix Hill. Multimodal few-shot learning with frozen language models. In *NeurIPS*, pages 200–212, 2021. 2, 6, 7
- [51] Boxin Wang, Shuohang Wang, Yu Cheng, Zhe Gan, Ruoxi Jia, Bo Li, and Jingjing Liu. InfoBERT: Improving robustness of language models from an information theoretic perspective. In *ICLR*, 2021. 2
- [52] Haoqing Wang, Xun Guo, Zhi-Hong Deng, and Yan Lu. Rethinking minimal sufficient representation in contrastive learning. In *CVPR*, pages 16041–16050, 2022. 2
- [53] Peng Wang, An Yang, Rui Men, Junyang Lin, Shuai Bai, Zhikang Li, Jianxin Ma, Chang Zhou, Jingren Zhou, and Hongxia Yang. OFA: Unifying architectures, tasks, and modalities through a simple sequence-to-sequence learning framework. In *ICML*, pages 23318–23340, 2022. 1, 2, 6, 8
- [54] Yaqing Wang, Subhabrata Mukherjee, Xiaodong Liu, Jing Gao, Ahmed Hassan Awadallah, and Jianfeng Gao. Adamix: Mixture-of-adapter for parameter-efficient tuning of large language models. *arXiv preprint arXiv:2205.12410*, 2022. 1, 2, 4, 6, 14
- [55] Zirui Wang, Jiahui Yu, Adams Wei Yu, Zihang Dai, Yulia Tsvetkov, and Yuan Cao. Simvln: Simple visual language model pretraining with weak supervision. In *ICLR*, 2022. 3
- [56] Mitchell Wortsman, Gabriel Ilharco, Samir Ya Gadre, Rebecca Roelofs, Raphael Gontijo-Lopes, Ari S Morcos, Hongseok Namkoong, Ali Farhadi, Yair Carmon, Simon Kornblith, et al. Model soups: averaging weights of multiple fine-tuned models improves accuracy without increasing inference time. In *ICML*, pages 23965–23998, 2022. 5
- [57] Zhengyuan Yang, Zhe Gan, Jianfeng Wang, Xiaowei Hu, Yumao Lu, Zicheng Liu, and Lijuan Wang. An empirical study of gpt-3 for few-shot knowledge-based vqa. In *AAAI*, pages 3081–3089, 2022. 2, 6, 7
- [58] Zonghan Yang and Yang Liu. On robust prefix-tuning for text classification. In *ICLR*, 2022. 2
- [59] Elad Ben Zaken, Shauli Ravfogel, and Yoav Goldberg. Bitfit: Simple parameter-efficient fine-tuning for transformer-based masked language-models. In *ACL*, pages 1–9, 2022. 1, 2, 6, 14

- [60] Yan Zeng, Xinsong Zhang, and Hang Li. Multi-grained vision language pre-training: Aligning texts with visual concepts. In *ICML*, pages 25994–26009, 2022. [1](#), [6](#), [8](#)
- [61] Aston Zhang, Yi Tay, Shuai Zhang, Alvin Chan, Anh Tuan Luu, Siu Cheung Hui, and Jie Fu. Beyond fully-connected layers with quaternions: Parameterization of hypercomplex multiplications with $1/n$ parameters. In *ICLR*, 2021. [3](#), [6](#)
- [62] Ningyu Zhang, Luoqiu Li, Xiang Chen, Shumin Deng, Zhen Bi, Chuanqi Tan, Fei Huang, and Huajun Chen. Differentiable prompt makes pre-trained language models better few-shot learners. In *ICLR*, 2022. [2](#)
- [63] Pengchuan Zhang, Xiujun Li, Xiaowei Hu, Jianwei Yang, Lei Zhang, Lijuan Wang, Yejin Choi, and Jianfeng Gao. Vinvl: Revisiting visual representations in vision-language models. In *CVPR*, pages 5579–5588, 2021. [2](#)
- [64] Zhengkun Zhang, Wenya Guo, Xiaojun Meng, Yasheng Wang, Yadao Wang, Xin Jiang, Qun Liu, and Zhenglu Yang. Hyperpelt: Unified parameter-efficient language model tuning for both language and vision-and-language tasks. *arXiv preprint arXiv:2203.03878*, 2022. [2](#)
- [65] Yiwu Zhong, Jianwei Yang, Pengchuan Zhang, Chunyuan Li, Noel Codella, Liunian Harold Li, Luwei Zhou, Xiyang Dai, Lu Yuan, Yin Li, et al. Regionclip: Region-based language-image pretraining. In *CVPR*, pages 16793–16803, 2022. [2](#)
- [66] Simiao Zuo, Xiaodong Liu, Jian Jiao, Young Jin Kim, Hany Hassan, Ruofei Zhang, Tuo Zhao, and Jianfeng Gao. Taming sparsely activated transformer with stochastic experts. In *ICLR*, 2022. [4](#), [7](#)

Appendices

The appendices provide some supplementary materials for our experiments. Specifically, in Appendix A, we explore the impact of different routing mechanisms and hyperparameters on MixPHM performance. Appendix B presents some visualization results of our method. Appendix C describes more implementation details. Appendix D provides additional results using pretrained X-VLM on VQA v2.

A. Ablation Study and Parameter Analysis

In this section, we conduct additional ablation experiments using the pretrained VL-T5 on VQA v2, GQA, and OK-VQA with $N_{\mathcal{D}} = 64$.

Impact of Different Routing Mechanisms. In MixPHM, in addition to performance, routing mechanisms also affect the training speed, *i.e.*, T/Itr (s). To analyze the impact of different routing strategies on performance and speed, we first introduce two random routing methods, *i.e.*, token-level and sentence-level routing [8]. In addition, we develop a simple representation-based rounding by averaging the outputs of all PHM-experts in each MixPHM. Table 6 shows that random routing mechanism is the fastest and has the best performance on both VQA v2 and OK-VQA.

Impact of Hyperparameters. To investigate the impact of different hyperparameters on MixPHM, we conduct experiments by varying N_e , d_r , d_k , and n . More specifically, we consider the following settings: $N_e \in \{1, 2, 4, 8, 12\}$, $d_r \in \{48, 64, 96, 192\}$, $d_k \in \{1, 8, 16, 24\}$, and $n \in \{2, 4, 8, 16\}$. The results in Table 7 show that changing these hyperparameters has only a slight impact on the performance of MixPHM. In addition, the performance of MixPHM with different hyperparameters always outperforms full finetuning. This suggests that the performance improvement brought by MixPHM does not significantly depend on the hyperparameter selection.

Sensibility of α . When tuning pretrained VLMs with MixPHM, the parameter α in Eq. (12) controls the trade-off between redundancy regularization and the generative modeling loss. To analyze its impact on MixPHM, we conduct experiments with different values of α , *i.e.*, $\alpha \in \{0.04, 0.06, 0.08, 0.1, 0.2, 0.4\}$. Figure 5 illustrates the curve of VQA-Score as α increases. We observe that varying the value of α within a certain range $[0.04, 0.4]$ does not hinder the advantage of MixPHM to full finetuning. In addition, according to the results on three datasets in Figure 5, α is empirically set to 0.2.

B. Visualization Results

We visualize some examples of the proposed MixPHM. As depicted in Figure 6, these answers are generated by the VL-T5 tuned via MixPHM on VQA v2 with $N_{\mathcal{D}} = 64$.

Method	T/Itr (s)	VQA v2	GQA	OK-VQA
MixPHM-Token	0.693	47.67 ± 0.92	36.23 ± 0.89	17.77 ± 0.89
MixPHM-Sent	0.683	47.69 ± 0.99	36.13 ± 0.86	17.83 ± 1.32
MixPHM-Rep	0.675	48.00 ± 0.95	36.77 ± 0.55	18.25 ± 1.46
MixPHM	0.668	48.26 ± 0.56	36.75 ± 0.55	18.58 ± 1.42

Table 6. **Ablation on different routing mechanisms with $N_{\mathcal{D}} = 64$.** T/Itr (s) is the average tuning time for each iteration.

	HP	#Param	VQA v2	GQA	OK-VQA
	Finetuning	224.54	46.87 ± 0.57	34.22 ± 0.59	16.65 ± 1.02
N_e	1	0.34	47.30 ± 0.97	36.30 ± 0.83	17.59 ± 0.97
	2	0.52	47.90 ± 0.65	36.88 ± 0.75	18.08 ± 1.28
	4	0.87	48.26 ± 0.56	36.75 ± 0.55	18.58 ± 1.42
	8	1.59	48.09 ± 0.67	36.50 ± 0.81	18.51 ± 1.29
	12	2.30	47.80 ± 0.72	36.30 ± 0.80	18.43 ± 1.50
d_r	48	0.86	48.36 ± 0.97	36.36 ± 0.32	18.05 ± 0.85
	64	0.87	48.26 ± 0.56	36.75 ± 0.55	18.58 ± 1.42
	96	0.91	48.05 ± 0.82	36.36 ± 0.51	18.39 ± 0.96
	192	1.00	47.97 ± 1.17	36.37 ± 0.82	18.26 ± 1.20
d_k	1	0.18	47.87 ± 0.73	35.74 ± 0.70	17.04 ± 0.81
	8	0.87	48.26 ± 0.56	36.75 ± 0.55	18.58 ± 1.70
	16	1.67	48.35 ± 1.14	36.62 ± 0.35	18.22 ± 1.36
	24	2.47	48.07 ± 1.12	36.42 ± 0.52	18.79 ± 1.18
n	2	0.87	48.17 ± 0.93	36.53 ± 0.32	18.43 ± 0.75
	4	0.87	48.26 ± 0.56	36.75 ± 0.55	18.58 ± 1.42
	8	0.87	47.97 ± 1.08	36.37 ± 0.56	17.41 ± 1.05
	16	0.88	46.65 ± 1.10	35.46 ± 0.55	17.52 ± 0.63

Table 7. **Impact of hyperparameters (HP) on MixPHM.** N_e : the number of PHM-experts, d_r : bottleneck dimension, d_k : rank dimension, n : the number of summations of Kronecker product.

Method	Learning rate	Configuration
Finetuning	5×10^{-5}	—
BitFit	5×10^{-5}	—
LoRA	5×10^{-5}	$r = 4$
Compacter	5×10^{-3}	$d_r = 64, d_k = 8, n = 4$
Houlsby	5×10^{-5}	$d_r = 64$
Pfeiffer	5×10^{-5}	$d_r = 64$
AdaMix	5×10^{-4}	$N_e = 4, d_r = 64$
MixPHM	5×10^{-3}	$N_e = 4, d_r = 64, d_k = 8, n = 4$

Table 8. **Hyperparameter settings of all parameter-efficient tuning methods.** N_e : the number of experts, d_r : bottleneck dimension, d_k and r : rank dimension, n : the number of summations of Kronecker product.

In addition, we visualize the top-down attention [1] of images and mark the top two task-relevant tokens of questions. Specifically, we follow a recent work [22] to compute an attention score between task-relevant representations and visual input features obtained via [1] and visualize the top-down attention for the first and second highest scores. Analogously, we compute the score between task-relevant representations and linguistic embeddings of questions and mark the tokens for the first and second highest scores. Figure 6 qualitatively shows that our MixPHM can generate the consistent and question-relevant visual and textual attention.

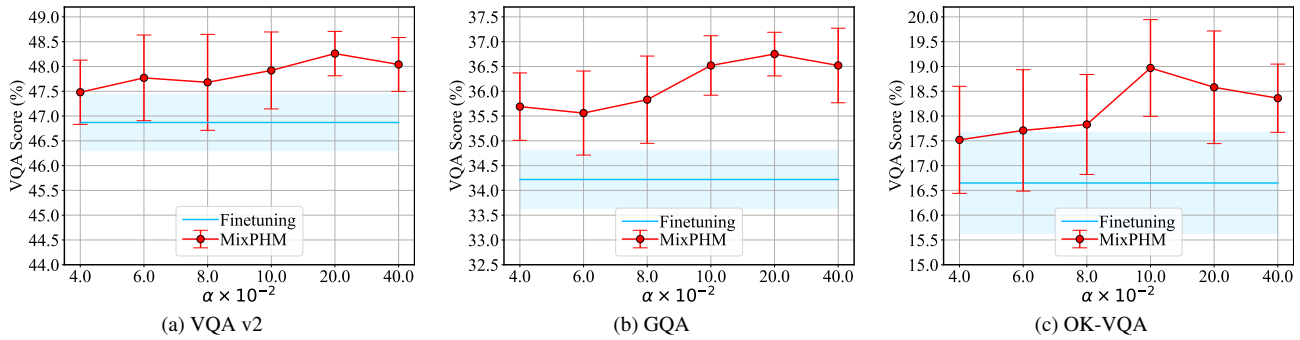


Figure 5. The average VQA-Score with standard deviation across five seeds as α varies.

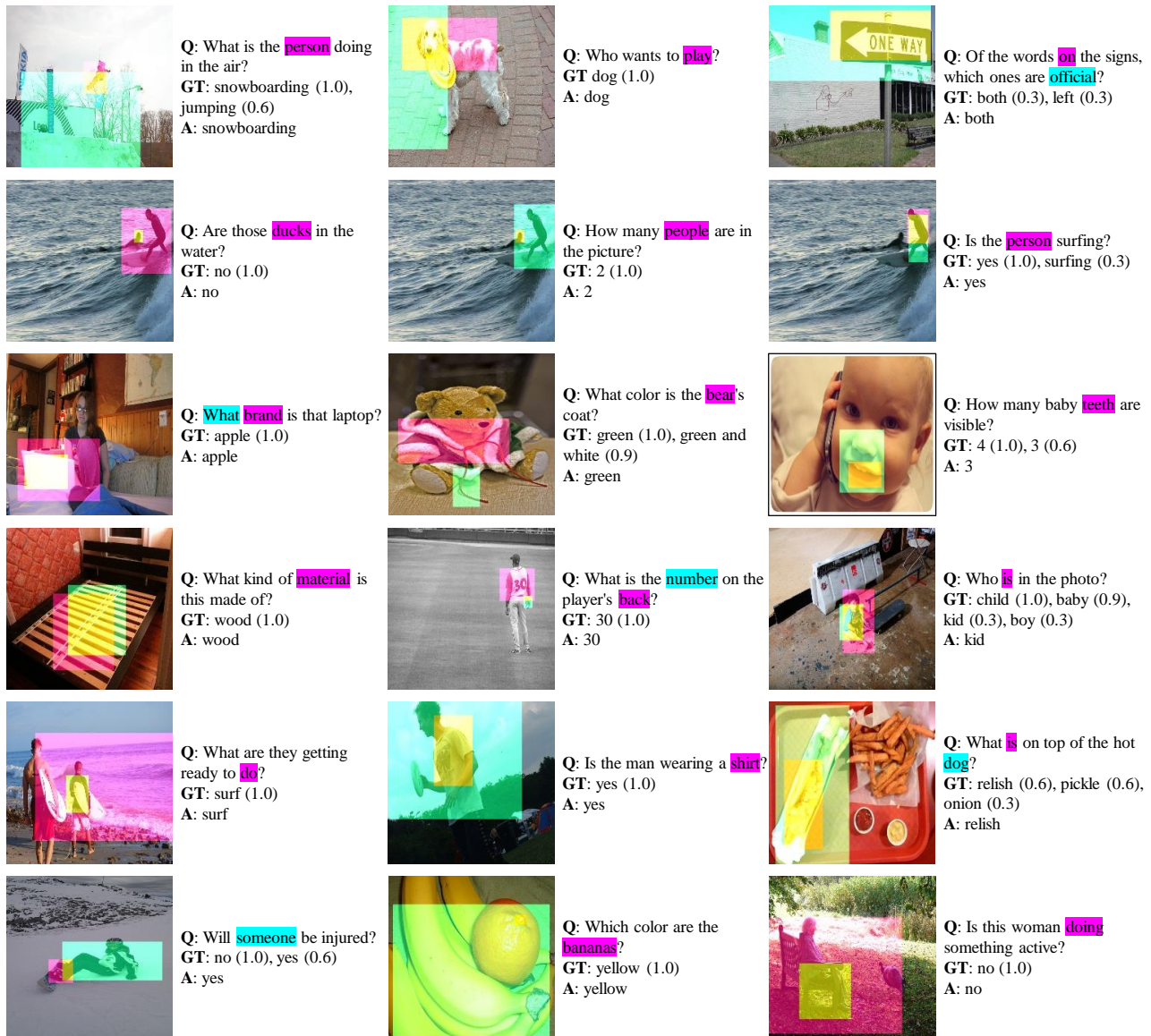


Figure 6. **Qualitative results on VQA v2 validation set.** The answer (A) is generated by the VL-T5 tuned with the proposed MixPHM. GT is the annotated answer and the corresponding score. We visualize the top-down attention [1] of images and mark the task-relevant tokens of questions for the first and second highest attention scores.

Method	#Param		#Sample					
	(M)	(%)	$N_{\mathcal{D}}=16$	$N_{\mathcal{D}}=32$	$N_{\mathcal{D}}=64$	$N_{\mathcal{D}}=100$	$N_{\mathcal{D}}=500$	$N_{\mathcal{D}}=1,000$
Finetuning	293.48	100%	26.63 ± 0.98	29.33 ± 1.68	30.45 ± 1.80	31.48 ± 1.57	38.96 ± 1.56	43.92 ± 1.22
BitFit [59]	0.29	0.13%	25.48 ± 3.81	28.90 ± 1.14	30.73 ± 1.18	31.92 ± 1.14	36.77 ± 1.32	40.77 ± 0.79
LoRA [17]	0.37	0.13%	25.31 ± 1.50	26.91 ± 3.09	30.52 ± 1.67	31.97 ± 1.11	36.13 ± 1.12	40.49 ± 0.87
Compacter [24]	0.25	0.09%	25.69 ± 2.34	28.04 ± 1.63	28.10 ± 2.06	31.35 ± 0.34	35.91 ± 0.65	40.44 ± 0.77
Houlsby [16]	3.57	1.20%	26.54 ± 2.57	29.34 ± 2.25	30.74 ± 1.20	31.71 ± 1.43	38.48 ± 0.91	41.96 ± 0.72
Pfeiffer [41]	1.78	0.60%	26.57 ± 2.00	28.46 ± 1.74	29.22 ± 2.56	31.95 ± 1.34	37.39 ± 0.73	40.96 ± 1.09
AdaMix [54]	4.44	1.49%	26.11 ± 1.58	28.91 ± 1.36	30.71 ± 2.05	31.15 ± 1.26	38.48 ± 1.53	43.26 ± 0.85
MixPHM	0.66	0.22%	27.54 ± 1.52	30.65 ± 1.09	31.80 ± 1.61	32.58 ± 1.09	41.05 ± 1.22	48.06 ± 0.64

Table 9. **Experimental results with pretrained X-VLM.** The average VQA-Score with standard deviation across 5 different seeds are evaluated on VQA v2 validation set. The **best** and **second best** parameter-efficient tuning methods are highlighted. The number of tuned parameters and the percentage of tuned parameters relative to X-VLM (*i.e.*, 293.48M) are reported.

C. Implementation Details

For parameter-efficient tuning methods, we search the bottleneck dimension d_r from $\{48, 64, 96, 192\}$ for all adapter-based methods (*i.e.*, MixPHM, AdaMix, Pfeiffer, Houlsby and Compacter), the number of experts N_e from $\{1, 2, 4, 8, 12\}$ for MixPHM and AdaMix, the rank dimension d_r (for MixPHM and Compacter), r (for LoRA) from $\{1, 8, 16, 24\}$, as well as the number of summations of Kronecker product n from $\{2, 4, 8, 16\}$ for MixPHM and Compacter. Table 8 presents the final configuration of the hyperparameters used in our experiments. For MixPHM, we set the trade-off factor α in Eq. (12) to 0.2.

All methods are implemented using Pytorch [39] on an NVIDIA GeForce RTX 3090Ti GPU. In addition, we also perform a grid search to select the best learning rate from $\{5 \times 10^{-5}, 1 \times 10^{-4}, 5 \times 10^{-4}, 1 \times 10^{-3}, 5 \times 10^{-3}\}$. The batch size and the number of epochs are set to 16 and 1000, respectively. We utilize AdamW optimizer [34] and the early stopping strategy with a patience of 200 non-increasing epochs, where the stopping metric is the VQA-Score on the development set \mathcal{D}_{dev} of datasets.

D. Results with Pretrained X-VLM

As a supplement to the results in Table 5, we utilize pretrained X-VLM as a representative and compare our methods with state-of-the-art parameter-efficient tuning methods on VQA v2 validation set. The key hyperparameter settings for these parameter-efficient methods are the same as those in Table 8. The conclusions that we observe in Table 9 are consistent with Table 5, *i.e.*, our method consistently outperforms existing parameter-efficient tuning methods when using other pretrained VLMs, which further demonstrates the generalization capability of MixPHM.