

# Domain-aware Triplet loss in Domain Generalization

Kaiyu Guo<sup>a</sup>, Brian Lovell<sup>b,2</sup>

<sup>a</sup>University of Queensland, , Brisbane, 4072, Queensland, Australia

<sup>b</sup>University of Queensland, , Brisbane, 4072, Queensland, Australia

## ARTICLE INFO

### Keywords:

Domain Generalization  
Contrastive Learning  
Domain Dispersion

## ABSTRACT

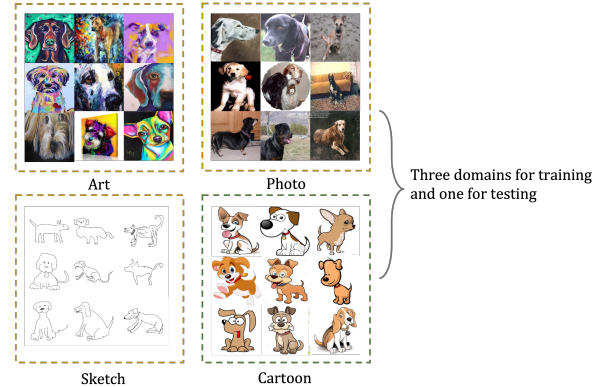
Despite much progress being made in the field of object recognition with the advances of deep learning, there are still several factors negatively affecting the performance of deep learning models. Domain shift is one of these factors and is caused by discrepancies in the distributions of the testing and training data. In this paper, we focus on the problem of compact feature clustering in domain generalization to help optimize the embedding space from multi-domain data. We design a domain-aware triplet loss for domain generalization to help the model to not only cluster similar semantic features, but also to disperse features arising from the domain. Unlike previous methods focusing on distribution alignment, our algorithm is designed to disperse domain information in the embedding space. The basic idea is motivated based on the assumption that embedding features can be clustered based on domain information, which is mathematically and empirically supported in this paper.

In addition, during our exploration of feature clustering in domain generalization, we note that factors affecting the convergence of metric learning loss in domain generalization are more important than the pre-defined domains. To solve this issue, we utilize two methods to normalize the embedding space, reducing the internal covariate shift of the embedding features. The ablation study demonstrates the effectiveness of our algorithm. Moreover, the experiments on the benchmark datasets, including PACS, VLCS and Office-Home, show that our method outperforms related methods focusing on domain discrepancy. In particular, our results on RegnetY-16 are significantly better than state-of-the-art methods on the benchmark datasets. Our code will be released at <https://github.com/workerbcd/DCT>.

## 1. Introduction

With the development of deep learning, many computer vision tasks have achieved astonishing progress, such as image classification He, Zhang, Ren and Sun (2016); Dosovitskiy, Beyer, Kolesnikov, Weissenborn, Zhai, Unterthiner, Dehghani, Minderer, Heigold, Gelly, Uszkoreit and Houlsby (2021) and object detection Ren, He, Girshick and Sun (2015). However, the gap between training domains and testing domains may have significant negative impact on the model — this is called domain shift. To deal with this issue, research on cross-domain problems, such as domain adaptation, is a popular research theme. In addition, with the increasing practical application of deep learning algorithms, the need for applying models to unseen domains is also increasing. The field of domain generalization, which has evolved from domain adaptation, has been proposed to respond to these requirements.

Figure 1 shows the PACSLi, Yang, Song and Hospedales (2017) dataset designed for domain generalization and introduces the procedure for domain generalization. Domain generalization aims to learn a model from several source domains so the model will generalize well to an unseen domain Blanchard, Lee and Scott (2011). There are many algorithms proposed to solve the problem of domain generalization Zhou, Yang, Qiao and Xiang (2021); Cha, Chun, Lee, Cho, Park, Lee and Park (2021); Sun and Saenko (2016); Muandet, Balduzzi and Schölkopf (2013). Generally, the



**Figure 1:** Some examples from the domain generalization dataset PACSLi et al. (2017) which comprises four domains. For the domain generalization task in PACS, each model is trained on three source domains and then tested on the remaining source domain of the PACS dataset in a leave one out strategy.

main insight behind these methods is to learn domain-invariant models or features, where the semantic information should be unified in every domain.

Many researchers try to align the distributions with different metrics Faraki, Yu, Tsai, Suh and Chandraker (2021); Simon, Faraki, Tsai, Yu, Schuler, Suh, Harandi and Chandraker (2022) to assist in clustering features from different domains. In our experiments, the different domain distributions can be visualized as different domain clusters. Even though the alignment process can merge the source domains in the embedding space, the unseen domain may still be distant from the merged domain. In this paper, the motivation

\*Brian Lovell

✉ [kaiyu.guo@uqconnect.edu.au](mailto:kaiyu.guo@uqconnect.edu.au) (K. Guo); [lovell@itee.uq.edu.au](mailto:lovell@itee.uq.edu.au) (B. Lovell)

🌐 <https://staff.itee.uq.edu.au/lovell/> (B. Lovell)

ORCID(s): 0000-0002-4187-2839 (K. Guo)

is not to align different domains but to weaken the effect of the domain information. Based on the explanation and visualization of the embedding space in domain generalization, a domain-aware triplet loss is proposed to scatter features from the same domain and to cluster features with the same semantic information. In addition, we explore the invalidation of feature clustering in domain generalization and propose two solutions to solve the issue of non-convergence in the training process. By both empirically clustering features based on semantic information and also scattering the features based on domain information, our Domain-Class Triplet (DCT) loss outperforms other algorithms focusing primarily on domain discrepancy in domain generalization.

The main contributions of our paper can be divided into three categories:

1. This paper presents a novel approach to feature clustering in domain generalization. We believe that the pretrained model without sufficient semantic priors may cause domain clusters in the embedding space. We visualize the feature distribution influenced by the domain discrepancy in domain generalization to support our explanation.
2. Based on our exploration, we propose a simple but effective pair mining method applied to triplet loss, which helps disperse domain-clusters to reduce the domain discrepancy in domain generalization. In addition, we explain how internal covariate shift (ICS) affects the convergence of triplet loss in domain generalization and propose two ways to solve this issue.
3. We test our theory and the effectiveness of our algorithm. The ablation study supports the validity of our algorithm. Moreover, comparison with other methods shows that our algorithm outperforms algorithms based primarily on domain discrepancy for domain generalization. We will release our code upon acceptance.

## 2. Related Works

**Domain Generalization** Domain Generalization is a popular task to handle the domain shift issue in deep learning models. Unlike the transductive transfer learning methods Pan and Yang (2009), not only the labels but also any other information about the target domain is not available in the training stage of domain generalization. Generally, domain generalization algorithms can be divided into three categories Wang, Lan, Liu, Ouyang, Qin, Lu, Chen, Zeng and Yu (2022): 1) data manipulation, 2) representation learning, and 3) learning strategy.

**Data manipulation:** methods Shankar, Piratla, Chakrabarti, Chaudhuri, Jyothi and Sarawagi (2018); Zhou et al. (2021) mostly utilize data augmentation or data generation to help enrich or unify the distribution in the training data. The limitation of these methods is the performance of the data-generating methods which are expected to mix the domain information and retain the semantic information.

**Representation learning:** methods, adversarial learning Albuquerque, Monteiro, Falk and Mitliagkas (2019); Wang,

Wang, Lv, Cao and Fu (2020), invariant risk minimization Arjovsky, Bottou, Gulrajani and Lopez-Paz (2019), kernel methods Hu, Zhang, Chen and Chan (2020); Li, Pan, Wang and Kot (2018) and feature disentangling methods Zou, Yang, Yu, Kumar and Kautz (2020) have all been proposed. Such methods focus on generating invariant feature representations to different domains.

**Learning strategy:** methods include meta-learning Chen, Wang, Pan, Yao, Tian and Mei (2021); Kim, Lee, Park, Min and Sohn (2021b), gradient operation Huang, Wang, Xing and Huang (2020); Rame, Dancette and Cord (2022), self-supervised learning Kim, Yoo, Park, Kim and Lee (2021a), etc.

These methods are designed to improve model generalization via different learning strategies. Actually, all the methods mentioned above focus more on the domain discrepancy in domain generalization. Recently, a method with dense stochastic weight averaging Cha et al. (2021) is also proposed to help improve the performance of domain generalization. Unlike other methods in domain generalization, this method aims at searching for a robust risk minimization with flat minima using SWA Izmailov, Podoprikin, Gariyov, Vetrov and Wilson (2018).

**Contrastive Learning** Contrastive learning Hadsell, Chopra and LeCun (2006) is a research topic in the field of deep metric learning. The general insight behind contrastive learning is to minimize the distance among positive pairs and maximize the distance among negative pairs. With the development of face recognition, algorithms like triplet loss Schroff, Kalenichenko and Philbin (2015) and center loss Wen, Zhang, Li and Qiao (2016) were proposed to solve the N-pair problems in contrastive learning. Then, instance discrimination Wu, Xiong, Yu and Lin (2018) was proposed and is widely used in self-supervised learning tasks.

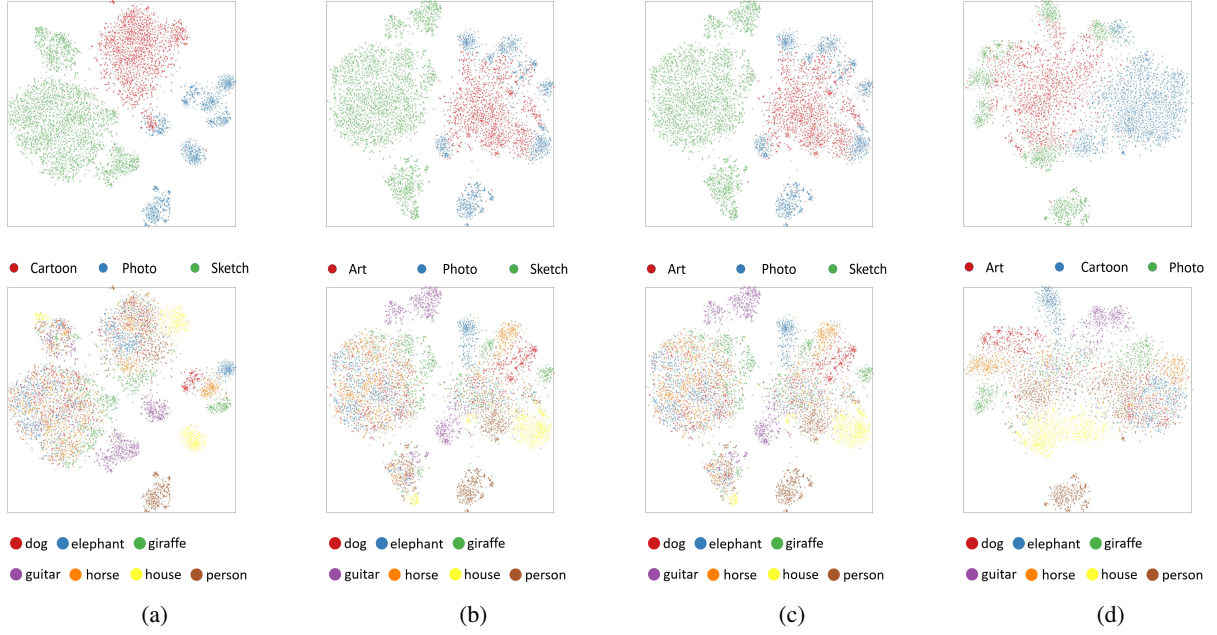
In domain generalization research, there are several algorithms exploiting contrastive learning Faraki et al. (2021); Yao, Bai, Zhang, Zhang, Sun, Chen, Li and Yu (2022). CDT Faraki et al. (2021) utilizes Mahalanobis distance to align the source domains in triplet loss and PCL Yao et al. (2022) used a proxy-based contrastive loss with two MLP layers. Unlike these methods, the method we propose does not consider the implicit distribution alignment or require more linear layers in the training phase, which makes our method more interpretable and also adaptable to different backbones.

## 3. Motivation

### 3.1. What affects feature clustering?

In this subsection, we give our explanation of feature clustering based on our assumptions. From contrastive learning, if we want to cluster the features based on the independent conditions  $C = \{C_k\}$ , the main purpose is trying to calculate the distance between  $P(x_1|C)$  and  $P(x_2|C)$ , where  $x_1, x_2$  are embedding features from different images. However, not all the prior conditions should be determinant to the feature clustering — some are just noise such as the background information in face recognition. In this case,

## Domain-aware Triplet loss in Domain Generalization



**Figure 2:** Visualization based on domain labels and class labels of feature clustering of trained model on PACS dataset. The training method is ERM with ImageNet Deng et al. (2009) pretrained resnet-50 and triplet loss on DomainBed Gulrajani and Lopez-Paz (2020). Features in the first row are coloured by domain labels and in the second row are coloured by class labels.

the prior conditions set  $C$  can be divided into two parts: determinant conditions  $B$  and non-determinant conditions  $A$ . Ideally, the non-determinant conditions  $A$  should be unified, which means  $P(A|x_1) \equiv P(A|x_2), \forall x_1 \neq x_2$ . By Bayes' Theorem, we have the following equations:

$$\begin{aligned} & P(x|A, B_1) - P(x|A, B_2) \\ &= \frac{P(A|x)(P(x|B_1) - P(x|B_2))}{P(A)} \end{aligned} \quad (1)$$

When calculating the distribution distance in a metric space, the Wasserstein distance Kantorovich (1960) is commonly used as follows:

$$\begin{aligned} & W_p(P(x|A, B_1), P(x|A, B_2)) \\ &= \left( \int_S |P(x|A, B_1) - P(x|A, B_2)|^p dx \right)^{1/p} \\ &= \left( \int_S \frac{P(A|x)^p |P(x|B_1) - P(x|B_2)|^p}{P(A)^p} dx \right)^{1/p} \end{aligned} \quad (2)$$

where  $S$  is a subspace of the  $L_p$  space. So, the relative distance will be determined by the distance between  $P(x|B_1)$  and  $P(x|B_2)$ , which is also what the models are expected to achieve. However,  $P(A|x)$  can not be totally the same in practice. Generally, the posterior  $P(A|x)$  can be generalized by the quality and quantity of the data, which means  $P(A|x_1) \approx P(A|x_2), \forall x_1 \neq x_2$ . But in some special situations, if the information  $A$  cannot be generalized, for example if  $A$  can be recognized as  $A_1, A_2, A_1 \neq A_2$  by the model, obviously it will affect feature clustering in an unexpected way. To find out the circumstance when  $A$  affects feature clustering, we represent distance  $d_A = |P(x|A_1) -$

$P(x|A_2)|$  and distance  $d_B = |P(x|B_1) - P(x|B_2)|$ . Then, with Equation 1, when  $d_A \gg \max\left(\frac{P(x|A_1)d_B}{P(x|B_2)}, \frac{P(x|A_2)d_B}{P(x|B_1)}\right)$ , the non-determinant information  $A$  will dominate the factors affecting the distance between  $P(x|A, B_1)$  and  $P(x|A, B_2)$ , which is not what we expected. In the following, we show the more details.

In the case where  $A$  can be divided into  $A_1$  and  $A_2$ , which means the non-determinant condition cannot be generalized from the training data, we have

$$\begin{aligned} & P(x|A_1, B_1) - P(x|A_2, B_2) \\ &= \frac{P(A_1|x)P(x|B_1)}{P(A_1)} - \frac{P(A_2|x)P(x|B_2)}{P(A_2)} \\ &= \frac{P(x|A_1)P(x|B_1)}{P(x)} - \frac{P(x|A_2)P(x|B_2)}{P(x)} \\ &= \frac{(P(x|A_1) - P(x|A_2))P(x|B_1)}{P(x)} \\ &\quad - \frac{(P(x|B_1) - P(x|B_2))P(x|A_2)}{P(x)} \end{aligned}$$

So, if

$$|P(x|A_1) - P(x|A_2)| \gg \frac{P(x|A_2)|P(x|B_1) - P(x|B_2)|}{P(x|B_1)},$$

the determinant conditions  $A$  will dramatically affect the distance between the two distributions. Using the same argument, we can also say

$$|P(x|A_1) - P(x|A_2)| \gg \frac{P(x|A_1)|P(x|B_1) - P(x|B_2)|}{P(x|B_2)}.$$

Overall, if we represent distance  $d_A = |P(x|A_1) - P(x|A_2)|$  and distance  $d_B = |P(x|B_1) - P(x|B_2)|$ , we have the conclusion that  $A$  will dominate the distance between  $P(x|A, B_1)$  and  $P(x|A, B_2)$  when

$$d_A \gg \max\left(\frac{P(x|A_1)d_B}{P(x|B_2)}, \frac{P(x|A_2)d_B}{P(x|B_1)}\right).$$

With the assumption above, the feature will be clustered based on domain information in domain generalization, if the model is more sensitive to domain distributions. In our exploration, the pretrained models are exactly such kind of sensitive models. We give a visualization of feature clustering to illustrate this statement in the following.

### 3.2. Visualization of domain discrepancy

To determine the initial embedding distribution in a pretrained model, we adopt a pattern of feature visualization to domain generalization from object re-identification tasks. In this subsection, this pattern is used to visualize the feature embedding from the 1-step-trained model by t-SNE Van der Maaten and Hinton (2008), which is shown as Figure 2. In Figure 2, the images in the first row are the results coloured by domain labels, and the images in the second row are the results coloured by class labels. The labels are shown at the bottom of each image. The correspondences of colours and labels are shown in Figure 2 as well. All the visualizations of feature embedding in this paper are based on the settings used in Figure 2.

Initialized with the pretrained model on ImageNet, the features are supposed to be clustered with the semantic information or be scattered in the embedding space randomly. However, from Figure 2, we can tell there are apparent boundaries among different domains instead of different classes, which means the pretrained model tends to cluster the features based on the domain information to some degree. We represent domain information as  $A$  and semantic information as  $B$ . As explained with the theory above, the semantic information in the initial training stage is not amplified, which makes  $D_A$  satisfy the condition that the domain discrepancy dominates the feature distribution in the embedding space. This visualization of embedding space in pretrained networks is a demonstration of domain discrepancy in feature clustering, which demonstrates the relation between feature clustering and domain discrepancy in domain generalization.

This visualization of domain discrepancy strongly demonstrates that domain discrepancy is one of factors affecting feature clustering in the pretrained models. Based on the explanation and visualization above, if we want to generalize the domain information in the embedding space, the domain clusters should be dispersed during the training process.

## 4. Algorithm

### 4.1. Domain-Class pair mining for triplet loss

From the perspective above, to obtain the expected feature clusters, the domain discrepancy in source domains

should be considered. Motivated by this idea, we propose a new pair mining method called Domain-Class pair mining to reduce the unexpected domain information in the contrastive losses. In the original pair mining methods, we define the triplet as  $\{\alpha, p, n\}$ , where  $\alpha$  is the anchor image feature,  $p$  is the positive image feature with same class label as  $\alpha$  and  $n$  is the negative image feature with a different class label from  $\alpha$ . In our Domain-Class pair mining, we re-define the pairs with domain information to help scatter features from the same domain in the semantic clusters. In the re-defined pair mining,  $p$  means the positive image feature with the same class label but a different domain label with  $\alpha$  and  $n$  means the negative image feature with the same domain label but a different class label with  $\alpha$ .

With the pair mining method above, the updated triplet loss can be represented as follows:

$$Loss_{DCT} = [D(a_{i_c, i_d}, p_{i_c, j_d}) - D(a_{i_c, i_d}, n_{j_c, i_d}) + \tau]_+ \quad (3)$$

where  $c$  and  $d$  represent class label and domain label respectively and  $i \neq j$ .  $D$  represents the Euclidean distance (Wasserstein distance with moment 2) between features. The parameter  $\tau$  is the margin of triplet loss.

This domain-aware pair mining will help not only cluster the features based on class labels, but will also scatter the features by domain labels to generalize the domain information. This modification enables triplet loss to disperse the domain information, which further helps generalize the model to different domains. Otherwise, there is the possibility that the positive pairs help cluster features in the same domain and the negative pairs help push features from different domains, which is unexpected in domain generalization.

### 4.2. Normalized Embedding Space

Ioffe and Szegedy (2015) explained how the Internal Covariate Shift (ICS) Ioffe and Szegedy (2015) moves the feature distribution in the training process. If the Euclidean distance between features  $f, g$  is  $\|f - g\|_2$ , the feature distance with ICS is  $\|f - g + \Delta f - \Delta g\|_2$ . Ideally, with the convergence of the model, there should be  $\|f - g + \Delta f - \Delta g\|_2 \leq \|f - g\|_2$  in the positive pairs. But with the strong uncertainty in the dataset, there can be significant shifts affecting the convergence of the distance in positive pairs. Actually, since the distance can not converge even if the positive pairs are fixed in the same domain in our experiments, there may be factors other than the pre-defined domain distribution causing uncertainty in the dataset. In this case, it is hard to handle the shift of each feature without more specific information, but it is possible to deal with shift of the embedding space or constrain the shift in an acceptable range in the training process. Two methods are utilized to deal with the shift as follows.



**No-bias Batch Normalization** The no-bias batch normalization is represented in the following:

$$\begin{aligned} f_i^* &= \gamma \frac{f_i - \mu}{\sigma} \\ \mu &= \frac{1}{N_B} \sum_i^{N_B} f_i \\ \sigma^2 &= \frac{1}{N_B} \sum_i^{N_B} (f_i - \mu)^2 \end{aligned} \quad (4)$$

Where  $f_i, f_i^*$  represents the features from the backbone and features after BNNeck layer respectively. The term  $N_B$  is the batch size in a mini-batch. The parameter  $\gamma$  is a learnable scale parameter. The shift of the embedding space can be approximated as  $E(\Delta f^*) = E(f^* + \Delta f^*) - E(f^*)$ . In every training step, the expectation  $E(f^*)$  is zero from Equation 4. In addition, with the ICS, the expectation can be represented as  $E(f^* + \Delta f^*)$  which is also zero from Equation 4. Then, we have  $E(\Delta f^*) \equiv 0$ , which means the shift of the whole embedding space will be removed. So, the no-bias batch normalization is used before triplet loss to constrain the embedding space in our algorithm.

**Feature Normalization** It is well known that the normalized features are distributed on the surface of the hypersphere centered at the origin with radius 1 in  $\mathbf{R}^n$ , where  $n$  is the dimensionality of the features. Even though BNNeck is able to solve the shift of the embedding space, it can not constrain the shift of each feature. However, with normalization, the norm of shift is  $\|\Delta f\| \leq \|f + \Delta f\| + \|f\| \leq 2$ . So, with the bounded shift norm, the effect from ICS can be reduced.

### 4.3. Overall

As stated above, the features used in triplet loss should be regularized in domain generalization. So, the expected triplet features should be  $\{\alpha^*, p^*, n^*\}$ , where  $f^*$  means the regularized feature from the backbone-extracted feature  $f$ . The choice of the normalization method will be discussed in the following section. In addition, our DCT loss should be combined with cross-entropy loss. So, the total loss is  $Loss = Loss_{cross-entropy} + L_{DCT}$ .

## 5. Experiments

### 5.1. Datasets and Implementation Details

We evaluate our DCT triplet method on 3 benchmark datasets composed of images for domain generalization as follows:

**PACS** Li et al. (2017): PACS contains 4 domains, 7 classes and 9991 images. Learning rate is set to  $5e-5$ .

**OfficeHome** Venkateswara, Eusebio, Chakraborty and Panchanathan (2017): OfficeHome contains 4 domains, 65 classes and 15588 images. Learning rate is set to  $1e-4$ .

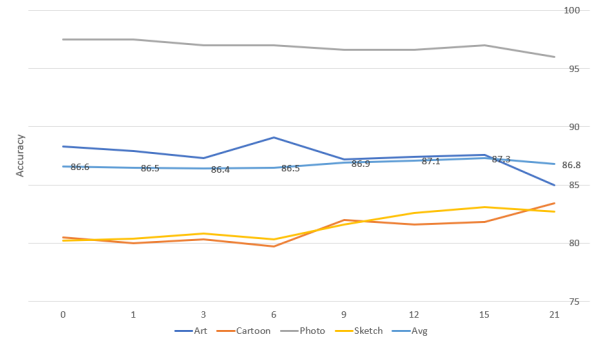
**VLCS** Fang, Xu and Rockmore (2013): VLCS contains 4 domains, 5 classes and 10729 images. Learning rate is set to  $1e-4$ .

The domain generalization protocol is proposed by DomainBed Gulrajani and Lopez-Paz (2020) and the code

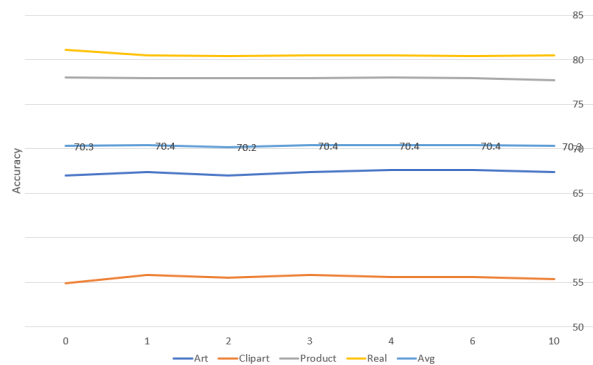
framework is from SWAD Cha et al. (2021) which is updated from DomainBed. The DCT loss is implemented based on the triplet loss in Re-ID baseline Luo, Gu, Liao, Lai and Jiang (2019); He, Luo, Wang, Wang, Li and Jiang (2021). In our experiments, the BN layer is initialized in the same manner as TransreidHe et al. (2021). The dataloader and evaluation index are the same as domainbed. The optimizer is SGD. Even though we build the code based on SWAD, our reported results are not combined with the SWAD algorithm. All the experiments are conducted on NVIDIA V100 or GTX 1080 Ti GPU, Linux system, Pytorch 1.10.2 Paszke, Gross, Massa, Lerer, Bradbury, Chanan, Killeen, Lin, Gimelshein, Antiga et al. (2019), Torchvision 0.11.3, Python 3.9.7, CUDA 11.4. Same as SWAD, every experiment includes the leave-one-out cross-validations for all domains in each dataset. All the quantitative experiments are averaged with three trial seeds.

### 5.2. Margin Analysis

To investigate our performance of varying hyperparameter  $\tau$ , we show the accuracy trend based on different  $\tau$  on the PACS and OfficeHome datasets.



**Figure 3:** Margin ablation on domain generalization dataset PACS. The x-axis and y-axis indicate margins and accuracy respectively.



**Figure 4:** Margin ablation on domain generalization dataset OfficeHome. The x-axis and y-axis indicate margins and accuracy respectively.

Figure 3 shows the accuracy trend of different margins on the PACS dataset. The trends in different test domains are also shown with lines in different colours and the average

**Table 1**

Ablation study over our algorithm on PACS.

	Art	Cartoon	Photo	Sketch	avg
CE	84.0	80.9	96.5	77.1	84.6
CE+BN	84.5	78.7	95.5	78.2	84.2
CE+BN+Triplet	84.9	81.1	95.5	82.3	85.9
CE+BN+DCT	87.6	81.8	97.0	83.1	87.3

results of different margins are given in Figure 3. The DCT loss reaches its best performance when the margin is set to around 15 on the PACS dataset. In addition, with the increase of margin  $\tau$ , we can tell that the results evaluating on Cartoon and Sketch will be improved but the results on the other two domains will drop. This phenomenon can be explained by the motivation we mentioned above. From our assumption, the Art and Photo domains, which are closer to the real image, will benefit from the pre-trained data domain. Indeed, the experiments on PACS in DomainBed Gulrajani and Lopez-Paz (2020) show that the results on Art and Photo domains are always higher than the results on the other domains — which can also supports our assumptions. As discussed, our algorithm is trying to disperse the domain information, which will negatively impact the results on the Art and Photo domains. So, with the increase of margin, the domain information will be dispersed more, explaining the phenomenon in Figure 3.

Figure 4 shows the accuracy of different margins on the OfficeHome dataset. The setting in this figure is the same as for figure 3. For the OfficeHome dataset, we use both batch normalization and feature normalization to regularize the embedding space. We see that the margin does not affect DCT loss much on the OfficeHome dataset. So we do not choose margin intentionally on OfficeHome dataset for the following experiments. Theoretically, feature normalization will bound the distance of two features in the range of  $[0, 2]$ , so the results will not be affected by the margin so much.

### 5.3. Ablation Study

The results in the ablation study are averaged over three matching trial seeds.

Table 1 shows the ablation study over different parts in our algorithm on the PACS dataset. As the table shows, even though the normalized embedding space will help feature clustering in domain generalization, it has a negative effect on performance when testing on the Photo domain. We assume that the reason for this phenomenon is that the normalized space will change the original distribution in the embedding space, which will diminish the domain information in the pretrained model. Also, Table 1 shows that the domain-aware triplet loss will significantly improve the ability of domain generalization in the model. In addition, 5 and 6 presents the visualization of the embedding space corresponding to 1

We also perform an ablation study over different normalized embedding spaces on VLCS and PACS. We also consider the situation of whether to use features before the batch normalization layer for the classifier. In our experiments,

**Table 2**

Ablation study over normalized embedding space on PACS.

	Art	Cartoon	Photo	Sketch	avg
after	87.6	81.8	97.0	83.1	87.3
before	88.1	81.8	96.6	81.7	87.1
FN	85.1	75.8	98.3	72.1	85.3
after+FN	86.1	76.8	97.9	73.5	83.6
before+FN	85.5	76.6	98.1	74.9	83.8

**Table 3**

Ablation study over normalized embedding space on VLCS.

	Caltech101	LabelMe	SUN09	VOC2007	avg
w/o FN	-	-	-	-	-
FN	98.0	66.1	74.2	76.7	78.8
after+FN	98.9	65.2	73.0	77.9	78.7
before+FN	98.7	66.3	74.3	77.9	79.3

**Table 4**

Comparison on PACS dataset with Resnet50 and RegnetY 16GF backbones


Algorithm	Art	Cartoon	Photo	Sketch	avg
Resnet50					
PCL(w/o SWAD) Yao et al. (2022)	80.6	79.8	96.1	77.2	83.4
IRM Arjovsky et al. (2019)	84.8	76.4	96.7	76.1	83.5
ERM Vapnik (1999)	85.7	77.1	97.4	76.6	84.2
ERM(reproduced)	84.0	80.9	96.5	77.1	84.6
MMD Li et al. (2018)	86.1	79.4	96.6	76.5	84.7
MSL Simon et al. (2022)	84.2	80.0	95.7	80.1	85.0
Mixstyle Zhou et al. (2021)	86.8	79.0	96.6	78.5	85.2
RSC Huang et al. (2020)	85.4	79.7	97.6	78.2	85.2
ER Zhao, Gong, Liu, Fu and Tao (2020)	87.5	79.3	<b>98.3</b>	76.3	85.3
MIRO Cha, Lee, Park and Chun (2022)	87.4	78.3	97.2	78.7	85.4
SagNet Nam, Lee, Park, Yoon and Yoo (2021)	87.4	80.7	97.1	80.0	86.3
CORAL Sun and Saenko (2016)	<b>88.3</b>	80.0	97.5	78.8	86.2
DSON Seo, Suh, Kim, Kim, Han and Han (2020)	87.0	80.6	96.0	82.9	86.6
DCT (ours)	87.6	<b>81.8</b>	97.0	<b>83.1</b>	<b>87.3</b>
RegnetY 16GF					
ERM Vapnik (1999)	-	-	-	-	89.6
ERM+SWAD Cha et al. (2021)	-	-	-	-	94.7
MIRO Cha et al. (2022)	-	-	-	-	97.4
DCT (ours)	98.3	98.5	99.9	93.8	<b>97.6</b>

different datasets may require different embedding-space-normalization methods. PACS is a datasets with stylistic diversity and VLCS is a dataset containing only real images from different sources. For VLCS dataset, the feature normalization plays a critical role instead of batch normalization, but for PACS, the situation is quite the opposite. Actually, the loss can not converge without feature normalization on VLCS. Tables 2 and 3 show the results with different normalized embedding spaces. In the tables, ‘after’ means the input of the classifier is batch normalized, and ‘before’ means the input of the classifier is not batch normalized.

### 5.4. Comparison with other methods

**Results on Domain Generalization benchmark:** DCT loss is an algorithm considering the domain discrepancy in domain generalization. To illustrate the competitiveness of DCT loss, we compare it with other methods similarly solving domain discrepancy in domain generalization. Tables 4, 5 and 6 show this comparison on PACS, OfficeHome and VLCS dataset respectively. The margin of DCT loss is set to 15 for the PACS dataset and 0 for the other two datasets. Notice that the result of PCL is reproduced from

**Figure 5:** Domain-labeled visualization on ablation study of different parts in our algorithm on PACS. The first row is the result with only cross-entropy loss. The second row is the result with cross-entropy loss and batch normalization. The third and fourth rows are the results with methods added triplet loss and DCT loss respectively based on the method of the second row. Both the margins in this experiment are 15.




their released code without the SWAD algorithm and MSL is reproduced with the same hyperparameters claimed in Simon et al. (2022) on PACS dataset. The result of SWAD is from MIROCha et al. (2022). We evaluate our algorithm with two backbones, namely ImageNet pretrained resnet50 He et al. (2016) and the pretrained RegNet(SWAG) Singh, Gustafson, Adcock, de Freitas Reis, Gedik, Kosaraju, Mahajan, Girshick, Dollár and van der Maaten (2022). Only

feature normalization is used to normalize the embedding space on RegNet. The results of other methods in Tables 4, 5 are from previous research Yao et al. (2022); Cha et al. (2022) and the results of other methods in Table 6 are from MIRO and Domainbed Cha et al. (2022); Gulrajani and Lopez-Paz (2020). The methods we compare with include traditional methods Vapnik (1999); Arjovsky et al. (2019), data augmentation methods Zhou et al. (2021); Zhang et al.



**Figure 6:** Class-labeled visualization corresponding to Figure 5



(2018), representation learning methods Sun and Saenko (2016); Arjovsky et al. (2019) and some state-of-the-art methods Yao et al. (2022); Cha et al. (2022). In Table 4, 5 and 6, our DCT loss performs in the first tier on average accuracy and outperforms with the backbone of RegNet. In addition, as a representation learning method, our algorithm also outperforms other representation learning methods on DomainBed overall.

**Visualization on feature clustering:** Triplet loss is a very efficient feature clustering penalty function in contrastive learning, but it cannot perform well in domain generalization. There are some research on domain alignment to help feature clustering in domain generalization Faraki et al. (2021); Simon et al. (2022). CDT Faraki et al. (2021) is the triplet loss designed for multi-ethnicity face recognition and MSL Simon et al. (2022) is updated from CDT for the task of cross-domain continual learning. The difference between CDT and former methods is that CDT is trying



**Table 5**

Comparison on OfficeHome dataset with Resnet50 and RegnetY 16GF backbones

Algorithm	Art	Clipart	Product	Real World	avg
Resnet50					
Mistyle Zhou et al. (2021)	51.1	53.2	68.2	69.2	60.4
IRM Arjovsky et al. (2019)	58.9	52.2	72.1	74.0	64.3
ARM Zhang, Marklund, Dhawan, Gupta, Levine and Finn (2020)	58.9	51.0	74.1	75.2	64.8
RSC Huang et al. (2020)	60.7	51.4	74.8	75.1	65.5
MMD Li et al. (2018)	60.4	53.3	74.3	77.4	66.4
ERM Vapnik (1999)	63.1	51.9	77.2	78.1	67.6
PCL(w/o SWAD) Yao et al. (2022)	64.1	53.9	75.3	78.4	67.9
SagNet Nam et al. (2021)	63.4	54.8	75.8	78.3	68.1
CORAL Sun and Saenko (2016)	65.3	54.4	76.5	78.4	68.7
MIRO Cha et al. (2022)	<b>67.5</b>	<b>54.6</b>	<b>78.0</b>	<b>81.6</b>	<b>70.5</b>
DCT (ours)	67.0	<b>54.9</b>	<b>78.0</b>	81.1	70.3
RegnetY 16GF					
ERM Vapnik (1999)	-	-	-	-	71.9
ERM+SWAD Cha et al. (2021)	-	-	-	-	80.0
MIRO Cha et al. (2022)	-	-	-	-	80.4
DCT (ours)	81.3	69.9	89.1	89.9	<b>82.6</b>

**Table 6**

Comparison on VLCS dataset with Resnet50 and RegnetY 16GF

Algorithm	Caltech101	LabelMe	SUN09	VOC2007	avg
Resnet50					
IRM Arjovsky et al. (2019)	98.6	66.0	69.3	71.5	76.3
ARM Zhang et al. (2020)	97.2	62.7	70.6	75.8	76.6
ERM Vapnik (1999)	98.0	62.6	70.8	77.5	77.2
MMD Li et al. (2018)	98.3	65.6	69.7	75.7	77.3
SagNet Nam et al. (2021)	97.3	61.6	73.4	77.6	77.5
RSC Huang et al. (2020)	97.5	63.1	73.0	76.2	77.5
CORAL Sun and Saenko (2016)	96.9	65.7	73.3	<b>78.7</b>	78.7
Mixup Zhang, Cisse, Dauphin and Lopez-Paz (2018)	98.4	63.4	72.9	76.1	77.7
MIRO Cha et al. (2022)	98.3	64.7	<b>75.3</b>	77.8	79.0
DCT (ours)	<b>98.7</b>	<b>66.3</b>	74.3	77.9	<b>79.3</b>
RegnetY 16GF					
ERM Vapnik (1999)	-	-	-	-	78.6
ERM+SWAD Cha et al. (2021)	-	-	-	-	79.7
MIRO Cha et al. (2022)	-	-	-	-	79.9
DCT (ours)	99.1	67.5	81.5	83.4	<b>82.9</b>

to disperse the original domain clusters or distributions but former methods are trying to align the different domain distributions. To show the performance of distribution alignment methods in feature clustering, we visualize the feature embedding of MSL Simon et al. (2022) which is also designed on domain generalization datasets. The visualization of feature clustering with DCT and MSL on PACS is shown in Figure 7.

As Figure 7 shows, MSL Simon et al. (2022) can cluster the features based on the class labels but can not crush the domain clusters in the embedding space. Also, the compactness of the clusters with MSL is apparently looser than the ones with DCT.

## 6. Discussion and Limitations

The domain generalization gap is bounded by three factors: flat minima, domain discrepancy, and confidence bound Cha et al. (2021). Considering domain discrepancy, This paper proposes a simple but effective pair-mining method for contrastive learning in domain generalization. We have shown that this method can significantly improve the performance of domain generalization on three datasets. However, we find that the convergence of triplet loss is slow and

**Table 7**

Results of DCT and DCT with SWAD on PACS and OfficeHome on Resnet50.

	PACS	OfficeHome
DCT	87.3	70.3
DCT+SWAD	87.7	70.2

more complicated for domain generalization. In this way, the original algorithms seeking flat minima, like SWAD, may not be able to work efficiently with DCT loss, since the steps for updating the averaged model in SWAD may not be entirely suitable for triplet loss. The results of DCT with SWAD are shown in Table 7. Despite this, the DCT loss with RegNet still can outperform on different domain generalization datasets like PACS, etc, which is shown in Table 4, 5 and 6.

The motivation for exploring feature clustering in domain generalization is not trivial. With the appearance of cross-domain continual learning Simon et al. (2022) and open-set domain generalization Katsumata, Kishida, Amma and Nakayama (2021), the combination of domain shift and semantic shift becomes a new topic in the field of out-of-distribution (OOD). As Zhou, Wang, Ye, Ma, Pu and Zhan (2022) mentions, the model should be not only domain-generalized but also growable and provident with proper compatibility for new classes, which can be achieved with compact feature clusters in the embedding space. So, we believe cross-domain feature clustering is an important issue for the future of deep learning algorithms.


## 7. Conclusions

In this paper, we give an explanation of feature clustering for domain generation. A visualization of feature embedding at the initial training stage is also given to support the explanation. Motivated by this, we propose a novel pair mining method applied to triplet loss for domain generalization, which can lead to features generalized across different domains. Moreover, we also solve the weakness of feature clustering in positive pairs in domain generalization with two effective methods. Then, we show the effectiveness of our algorithm in feature clustering and compare our method with other domain generalization methods on three datasets. Our DCT loss outperforms over all three datasets with the SWAG pretrained RegNet. We believe the insights behind this research on cross-domain feature clustering are interesting and promising.

## References

- Albuquerque, I., Monteiro, J., Falk, T.H., Mitliagkas, I., 2019. Adversarial target-invariant representation learning for domain generalization. ArXiv abs/1911.00804.
- Arjovsky, M., Bottou, L., Gulrajani, I., Lopez-Paz, D., 2019. Invariant risk minimization. arXiv preprint arXiv:1907.02893 .
- Blanchard, G., Lee, G., Scott, C., 2011. Generalizing from several related classification tasks to a new unlabeled sample, in: Shawe-Taylor, J., Zemel, R., Bartlett, P., Pereira, F., Weinberger, K. (Eds.),

**Figure 7:** Visualization of embedding space with DCT and MSL Simon et al. (2022). Settings are same with former visualization. The first two rows are labeled by domain and the last two rows are labeled by class. The first and third rows are the results of MSL. The second and fourth rows are the results of DCT.



Advances in Neural Information Processing Systems, Curran Associates, Inc. URL: <https://proceedings.neurips.cc/paper/2011/file/b571ecea16a9824023ee1af16897a582-Paper.pdf>.

Cha, J., Chun, S., Lee, K., Cho, H.C., Park, S., Lee, Y., Park, S., 2021. Swad: Domain generalization by seeking flat minima. *Advances in Neural Information Processing Systems* 34, 22405–22418.

Cha, J., Lee, K., Park, S., Chun, S., 2022. Domain generalization by mutual-information regularization with pre-trained models. *European Conference on Computer Vision*.

Chen, Y., Wang, Y., Pan, Y., Yao, T., Tian, X., Mei, T., 2021. A style and semantic memory mechanism for domain generalization, in: *Proceedings of the IEEE/CVF International Conference on Computer Vision*, pp. 9164–9173.

Deng, J., Dong, W., Socher, R., Li, L.J., Li, K., Fei-Fei, L., 2009. Imagenet: A large-scale hierarchical image database, in: *2009 IEEE conference on computer vision and pattern recognition*, Ieee. pp. 248–255.

Dosovitskiy, A., Beyer, L., Kolesnikov, A., Weissenborn, D., Zhai, X., Unterthiner, T., Dehghani, M., Minderer, M., Heigold, G., Gelly, S., Uszkoreit, J., Houlsby, N., 2021. An image is worth 16x16 words: Transformers for image recognition at scale. *ICLR*.

Fang, C., Xu, Y., Rockmore, D.N., 2013. Unbiased metric learning: On the utilization of multiple datasets and web images for softening bias, in: *Proceedings of the IEEE International Conference on Computer Vision*, pp. 1657–1664.

Faraki, M., Yu, X., Tsai, Y.H., Suh, Y., Chandraker, M., 2021. Cross-domain similarity learning for face recognition in unseen domains, in: *Proceedings of the IEEE/CVF Conference on Computer Vision and Pattern Recognition*, pp. 15292–15301.

Gulrajani, I., Lopez-Paz, D., 2020. In search of lost domain generalization. *CoRR abs/2007.01434*. URL: <https://arxiv.org/abs/2007.01434>, arXiv:2007.01434.

- Hadsell, R., Chopra, S., LeCun, Y., 2006. Dimensionality reduction by learning an invariant mapping, in: 2006 IEEE Computer Society Conference on Computer Vision and Pattern Recognition (CVPR'06), pp. 1735–1742. doi:10.1109/CVPR.2006.100.
- He, K., Zhang, X., Ren, S., Sun, J., 2016. Deep residual learning for image recognition, in: Proceedings of the IEEE conference on computer vision and pattern recognition, pp. 770–778.
- He, S., Luo, H., Wang, P., Wang, F., Li, H., Jiang, W., 2021. Transreid: Transformer-based object re-identification, in: Proceedings of the IEEE/CVF International Conference on Computer Vision (ICCV), pp. 15013–15022.
- Hu, S., Zhang, K., Chen, Z., Chan, L., 2020. Domain generalization via multidomain discriminant analysis, in: Uncertainty in Artificial Intelligence, PMLR. pp. 292–302.
- Huang, Z., Wang, H., Xing, E.P., Huang, D., 2020. Self-challenging improves cross-domain generalization, in: European Conference on Computer Vision, Springer. pp. 124–140.
- Ioffe, S., Szegedy, C., 2015. Batch normalization: Accelerating deep network training by reducing internal covariate shift, in: International conference on machine learning, PMLR. pp. 448–456.
- Izmailov, P., Podoprikin, D., Garipov, T., Vetrov, D., Wilson, A.G., 2018. Averaging weights leads to wider optima and better generalization, in: 34th Conference on Uncertainty in Artificial Intelligence 2018, UAI 2018, Association For Uncertainty in Artificial Intelligence (AUAI). pp. 876–885.
- Kantorovich, L.V., 1960. Mathematical methods of organizing and planning production. *Management science* 6, 366–422.
- Katsumata, K., Kishida, I., Amma, A., Nakayama, H., 2021. Open-set domain generalization via metric learning, in: 2021 IEEE International Conference on Image Processing (ICIP), IEEE. pp. 459–463.
- Kim, D., Yoo, Y., Park, S., Kim, J., Lee, J., 2021a. Selfreg: Self-supervised contrastive regularization for domain generalization, in: Proceedings of the IEEE/CVF International Conference on Computer Vision, pp. 9619–9628.
- Kim, J., Lee, J., Park, J., Min, D., Sohn, K., 2021b. Self-balanced learning for domain generalization, in: 2021 IEEE International Conference on Image Processing (ICIP), IEEE. pp. 779–783.
- Li, D., Yang, Y., Song, Y.Z., Hospedales, T.M., 2017. Deeper, broader and artier domain generalization, in: Proceedings of the IEEE international conference on computer vision, pp. 5542–5550.
- Li, H., Pan, S.J., Wang, S., Kot, A.C., 2018. Domain generalization with adversarial feature learning, in: Proceedings of the IEEE conference on computer vision and pattern recognition, pp. 5400–5409.
- Luo, H., Gu, Y., Liao, X., Lai, S., Jiang, W., 2019. Bag of tricks and a strong baseline for deep person re-identification, in: 2019 IEEE/CVF Conference on Computer Vision and Pattern Recognition Workshops (CVPRW), IEEE Computer Society, Los Alamitos, CA, USA. pp. 1487–1495. URL: <https://doi.ieeecomputersociety.org/10.1109/CVPRW.2019.00190>, doi:10.1109/CVPRW.2019.00190.
- Van der Maaten, L., Hinton, G., 2008. Visualizing data using t-sne. *Journal of machine learning research* 9.
- Muandet, K., Balduzzi, D., Schölkopf, B., 2013. Domain generalization via invariant feature representation, in: International Conference on Machine Learning, PMLR. pp. 10–18.
- Nam, H., Lee, H., Park, J., Yoon, W., Yoo, D., 2021. Reducing domain gap by reducing style bias, in: Proceedings of the IEEE/CVF Conference on Computer Vision and Pattern Recognition, pp. 8690–8699.
- Pan, S.J., Yang, Q., 2009. A survey on transfer learning. *IEEE Transactions on knowledge and data engineering* 22, 1345–1359.
- Paszke, A., Gross, S., Massa, F., Lerer, A., Bradbury, J., Chanan, G., Killeen, T., Lin, Z., Gimelshein, N., Antiga, L., et al., 2019. Pytorch: An imperative style, high-performance deep learning library. *Advances in neural information processing systems* 32.
- Rame, A., Dancette, C., Cord, M., 2022. Fishr: Invariant gradient variances for out-of-distribution generalization, in: Chaudhuri, K., Jegelka, S., Song, L., Szepesvari, C., Niu, G., Sabato, S. (Eds.), Proceedings of the 39th International Conference on Machine Learning, PMLR. pp. 18347–18377.
- Ren, S., He, K., Girshick, R., Sun, J., 2015. Faster r-cnn: Towards real-time object detection with region proposal networks. *Advances in neural information processing systems* 28.
- Schroff, F., Kalenichenko, D., Philbin, J., 2015. Facenet: A unified embedding for face recognition and clustering, in: Proceedings of the IEEE conference on computer vision and pattern recognition, pp. 815–823.
- Seo, S., Suh, Y., Kim, D., Kim, G., Han, J., Han, B., 2020. Learning to optimize domain specific normalization for domain generalization, in: European Conference on Computer Vision, Springer. pp. 68–83.
- Shankar, S., Piratla, V., Chakrabarti, S., Chaudhuri, S., Jyothi, P., Sarawagi, S., 2018. Generalizing across domains via cross-gradient training. *arXiv preprint arXiv:1804.10745*.
- Simon, C., Faraki, M., Tsai, Y.H., Yu, X., Schuler, S., Suh, Y., Harandi, M., Chandraker, M., 2022. On generalizing beyond domains in cross-domain continual learning, in: Proceedings of the IEEE/CVF Conference on Computer Vision and Pattern Recognition, pp. 9265–9274.
- Singh, M., Gustafson, L., Adcock, A., de Freitas Reis, V., Gedik, B., Kosaraju, R.P., Mahajan, D., Girshick, R., Dollár, P., van der Maaten, L., 2022. Revisiting weakly supervised pre-training of visual perception models, in: Proceedings of the IEEE/CVF Conference on Computer Vision and Pattern Recognition, pp. 804–814.
- Sun, B., Saenko, K., 2016. Deep coral: Correlation alignment for deep domain adaptation, in: European conference on computer vision, Springer. pp. 443–450.
- Vapnik, V.N., 1999. An overview of statistical learning theory. *IEEE transactions on neural networks* 10, 988–999.
- Venkateswara, H., Eusebio, J., Chakraborty, S., Panchanathan, S., 2017. Deep hashing network for unsupervised domain adaptation, in: Proceedings of the IEEE conference on computer vision and pattern recognition, pp. 5018–5027.
- Wang, J., Lan, C., Liu, C., Ouyang, Y., Qin, T., Lu, W., Chen, Y., Zeng, W., Yu, P., 2022. Generalizing to unseen domains: A survey on domain generalization. *IEEE Transactions on Knowledge and Data Engineering*.
- Wang, Z., Wang, Q., Lv, C., Cao, X., Fu, G., 2020. Unseen target stance detection with adversarial domain generalization, in: 2020 International Joint Conference on Neural Networks (IJCNN), IEEE. pp. 1–8.
- Wen, Y., Zhang, K., Li, Z., Qiao, Y., 2016. A discriminative feature learning approach for deep face recognition, in: European conference on computer vision, Springer. pp. 499–515.
- Wu, Z., Xiong, Y., Yu, S.X., Lin, D., 2018. Unsupervised feature learning via non-parametric instance discrimination, in: Proceedings of the IEEE conference on computer vision and pattern recognition, pp. 3733–3742.
- Yao, X., Bai, Y., Zhang, X., Zhang, Y., Sun, Q., Chen, R., Li, R., Yu, B., 2022. Pcl: Proxy-based contrastive learning for domain generalization, in: Proceedings of the IEEE/CVF Conference on Computer Vision and Pattern Recognition, pp. 7097–7107.
- Zhang, H., Cisse, M., Dauphin, Y.N., Lopez-Paz, D., 2018. mixup: Beyond empirical risk minimization, in: International Conference on Learning Representations.
- Zhang, M., Marklund, H., Dhawan, N., Gupta, A., Levine, S., Finn, C., 2020. Adaptive risk minimization: A meta-learning approach for tackling group distribution shift. *arXiv preprint arXiv:2007.02931* 1.
- Zhao, S., Gong, M., Liu, T., Fu, H., Tao, D., 2020. Domain generalization via entropy regularization, in: Larochelle, H., Ranzato, M., Hadsell, R., Balcan, M., Lin, H. (Eds.), *Advances in Neural Information Processing Systems*, Curran Associates, Inc.. pp. 16096–16107. URL: <https://proceedings.neurips.cc/paper/2020/file/b98249b38337c5088bbc660d8f872d6a-Paper.pdf>.
- Zhou, D.W., Wang, F.Y., Ye, H.J., Ma, L., Pu, S., Zhan, D.C., 2022. Forward compatible few-shot class-incremental learning, in: Proceedings of the IEEE/CVF Conference on Computer Vision and Pattern Recognition, pp. 9046–9056.
- Zhou, K., Yang, Y., Qiao, Y., Xiang, T., 2021. Domain generalization with mixstyle. *arXiv preprint arXiv:2104.02008*.
- Zou, Y., Yang, X., Yu, Z., Kumar, B., Kautz, J., 2020. Joint disentangling and adaptation for cross-domain person re-identification, in: European Conference on Computer Vision, Springer. pp. 87–104.