

Multi-Source Soft Pseudo-Label Learning with Domain Similarity-based Weighting for Semantic Segmentation

Shigemichi Matsuzaki¹, Hiroaki Masuzawa¹, and Jun Miura¹

Abstract—This paper describes a method of domain adaptive training for semantic segmentation using multiple source datasets that are not necessarily relevant to the target dataset. We propose a *soft* pseudo-label generation method by integrating predicted object probabilities from multiple source models. The prediction of each source model is weighted based on the estimated domain similarity between the source and the target datasets to emphasize contribution of a model trained on a source that is more similar to the target and generate reasonable pseudo-labels. We also propose a training method using the soft pseudo-labels considering their entropy to fully exploit information from the source datasets while suppressing the influence of possibly misclassified pixels. The experiments show comparative or better performance than our previous work and another existing multi-source domain adaptation method, and applicability to a variety of target environments.

I. INTRODUCTION

Semantic segmentation based on deep neural networks (DNNs) has been used as a common and strong tool for scene recognition of autonomous mobile agents. However, efficiency of training remains a critical problem. In a usual practice, networks are trained on a large amount of manually labeled data collected via a laborious annotation process. Although rich datasets are publicly available for some actively studied tasks such as urban scenes where autonomous driving is a hot topic [1, 2], there are way fewer datasets for specific scenes such as greenhouses and unstructured scenes.

Domain adaptation (DA) is a task to adapt a model pre-trained on a source dataset to a target dataset, and unsupervised DA (UDA) is a specific problem setting where no ground truth label for the target dataset is accessible. Especially in autonomous driving community, UDA for semantic segmentation has been actively studied as a promising approach to efficient training by exploiting simulated photo-realistic images that are generated by video games [3] or dedicated simulators [4, 5]. However, again, it is not easy to collect suitable source datasets for many other environments.

In our previous work [6], we proposed a method to train a semantic segmentation model for greenhouse images using multiple publicly available datasets of the scenes that are not very relevant to greenhouses, such as urban scenes and unstructured outdoor scenes, as source datasets to overcome the aforementioned problem. The method allows for utilizing source datasets with different scenes and label sets to train

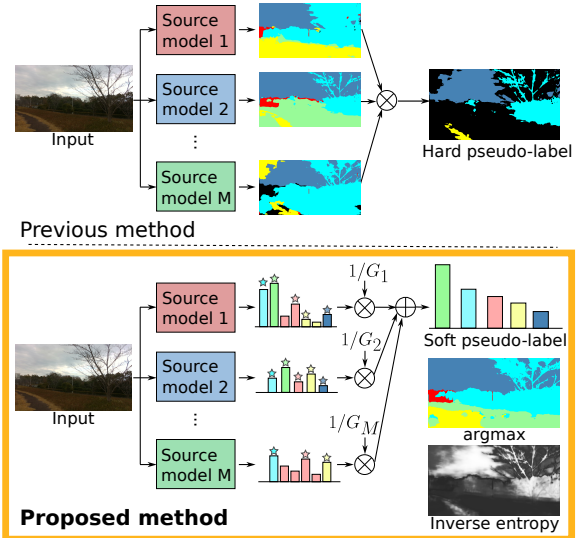


Fig. 1. **Top:** Previous method [6] to generate pseudo-labels using multiple source models. A label is assigned only if all models agree with each other to remove wrong labels. If a class is not included in a source, the class never appears in the resulting pseudo-labels. **Bottom:** Proposed method. It generates *soft* pseudo-labels by summing predicted scores weighted by inverse domain gap, i.e., domain similarity. The degree of agreement of the source models are represented by the inverse entropy of the soft pseudo-labels. It can also involve labels not present in some source datasets.

a model on the target dataset. In the method, the outputs from each source model are converted to pixel-wise one-hot labels in the common target label sets, and merged based on unanimity of all the models (see Fig. 1). This way, reliable labels can be effectively extracted.

While such a strict criterion, contributes to excluding possibly wrong labels and results in good performance, it completely ignores information of many pixels excluded from the training, leading to sparsity of valid labels. A limitation of the method stemming from the problem is that, the source datasets must have at least one corresponding object class for all target classes to enable unanimity-based label selection. This restricts the choice of source datasets.

In this paper, we extend our previous work [6] and propose a novel multi-source pseudo-label generation method. Instead of selecting one-hot pseudo-labels based on unanimity, we generate *soft* pseudo-labels which take a form of class probability distribution on each pixel by integrating the outputs from the source models. To integrate the outputs from the source models, we take into account quantitatively evaluated domain similarities between the target data and each source dataset, so that the predictions of a model trained on a dataset closer to the target is emphasized. In training, we weight the

¹S. Matsuzaki, H. Masuzawa, and J. Miura are with Department of Computer Science and Engineering, Toyohashi University of Technology, Hibarigaoka 1-1, Tenpaku-cho, Toyohashi, Aichi, Japan matsuzaki@aisl.cs.tut.ac.jp

Source code: <https://github.com/ShigemichiMatsuzaki/MS2PL>

loss values on each pixel with a value inverse proportional to the entropy of the soft pseudo-label.

The contributions of the paper are as follows:

- 1) A soft pseudo-label generation method using multiple source datasets considering domain gap between the source datasets and the target dataset
- 2) A training method using the soft pseudo-labels considering entropy of the labels

II. RELATED WORK

A. Domain adaptation for semantic segmentation

DA is attracting attention as a method to workaround the necessity of manual annotation on the dataset of the target task. Specifically in training of DNNs for semantic segmentation, there are two major approaches: *domain alignment* and *pseudo-label learning* [7, 8]. The former is realized via minimizing divergence metrics [9], adversarial learning [10, 11], etc. These two approaches are not mutually exclusive, but jointly used in many methods [12, 13].

Multi-source Domain Adaptation (MDA) for semantic segmentation has been actively studied in a last few years. Zhao et al. [14] pioneered an MDA method for semantic segmentation by extending the work by [10] to the multi-source setting. He et al. [15] proposed to use multiple collaboratively trained source models to generate pseudo-labels by simply summing their predicted probabilities. This approach assumes that the source datasets are equally similar to the target dataset, which is not the case in our problem setting. In our previous work [6], we proposed a multi-source pseudo label learning method specifically for training a model on greenhouse images leveraging multiple publicly available datasets. Unlike [15], our previous method showed effectiveness on transferring knowledge from source datasets structurally dissimilar to the target dataset. However, the pseudo-labels generated in [6] are based on unanimous outputs from the source models, which inherently discards much information and does not consider similarities of the source datasets with the target. The present work is an attempt to resolve the limitation of the previous work and to gain better applicability of the method.

B. Domain gap evaluation

The domain gap, or domain shift, generally stems from the discrepancy between data distributions of the two data domains. There have been several metrics to measure the shift between two domains, such as Kulback-Leibler divergence (KLD), Maximum Mean Discrepancy (MMD) [16], $\mathcal{H}\Delta\mathcal{H}$ -divergence [17]. Those metrics are often used as an objective to minimize in domain adaptive tasks to learn domain-invariant knowledge [18, 19].

Liu et al. [20] proposed a data-driven method of domain gap evaluation. While the discrepancy metrics such as MMD are used as an objective of minimization during adaptation, the method focuses on evaluating the discrepancy between the source and the target dataset themselves. We employ this method to evaluate relative domain gaps between different source datasets against the target dataset.

III. PRELIMINARIES

A. Notations

Formally, we assume M labeled source datasets S_1, \dots, S_M and an unlabeled target dataset S_T . A source dataset S_i is a set of N_i input images $X_i = \{x_{i,j}\}_{j=1}^{N_i}$ and corresponding pixel-wise semantic label maps $Y_i = \{y_{i,j}\}_{j=1}^{N_i}$ with C_i classes. The target dataset S_T consists of a set of N_T unlabeled images $X_T = \{x_{T,j}\}_{j=1}^{N_T}$. Let $F(\cdot; \theta_k)$ denote a segmentation model with learnable weights θ_k trained on a source dataset S_k . In addition, let ${}^k p_{i,j} \in \mathbb{R}^{H \times W \times C_k}$ and ${}^k f_{i,j} \in \mathbb{R}^{H \times W \times D}$ denote a pixel-wise object probability and D -dimensional intermediate features produced by $F(x_{i,j}; \theta_k)$, respectively. For a tensor $z \in \mathbb{R}^{H \times W \times C}$, $z^{(h,w,c)}$ denotes an element at index (h, w, c) .

B. Network architecture

The proposed method does not rely on a specific network architecture. The method, however, assumes two parallel segmentation decoders, namely *main* and *auxiliary* branches to enable uncertainty-based loss rectification [12, 6]. Let ${}^k m p_{i,j}$ and ${}^k a p_{i,j}$ denote object scores predicted by the main branch and the auxiliary branch, respectively. The object probability ${}^k p_{i,j}$ is specifically given as follows [12]:

$${}^k p_{i,j} = \text{Softmax} \left({}^k m p_{i,j} + 0.5 {}^k a p_{i,j} \right). \quad (1)$$

IV. MULTI-SOURCE SOFT PSEUDO-LABEL GENERATION CONSIDERING DOMAIN SIMILARITY

In this section, we describe the method of generating soft pseudo-labels utilizing segmentation models pre-trained on the source datasets as the first step of the proposed method.

A. Pseudo-label generation

First, we train semantic segmentation models using the source datasets. Following [6], the models are trained using the ordinary cross entropy loss:

$$L_{ce}(p, y)^{(h,w)} = - \sum_{c \in C} y^{(h,w,c)} \log p^{(h,w,c)}, \quad (2)$$

where p denotes the predicted pixel-wise probability distributions, and y denotes a one-hot label map.

After pre-training, we generate pseudo-labels by integrating outputs on the target images from the source models. The outputs are weighted with domain similarity, i.e., inverse of domain gap between the source and the target datasets. To evaluate relative domain gap, we employ a method by Liu et al. [20] that uses entropy of predictions as a measure of the domain gap. The domain gap ${}^i G_j$ between source dataset S_i and a target image $x_{T,j}$ is calculated as follows:

$${}^i G_j = \frac{1}{\log C_i} E \left({}^i p_{T,j} \right), \quad (3)$$

where $E(\cdot)$ is entropy of the prediction defined as follows:

$$E \left({}^i p_{T,j} \right) = - \sum_{h,w} \sum_{c=1}^{C_i} {}^i p_{T,j}^{(h,w,c)} \log \left({}^i p_{T,j}^{(h,w,c)} \right). \quad (4)$$

The larger ${}^i G_j$ is, the farther the source dataset S_i and the target image $x_{T,j}$ are. This method of domain gap estimation

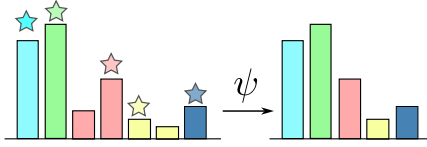


Fig. 2. Label conversion function ψ . The colors of the bars represent the corresponding target labels. For each target class, the highest score among a group of corresponding source classes is selected. The scores are then normalized to form a probability distribution.

is based on an observation that it affects the distribution of classification outputs, and large domain gap makes fuzzy classification scores [20], which eventually lead to high entropy of the distribution. Since the value range of entropy depends on the number of classes, the value is normalized by the maximum value, i.e., $\log C_i$.

Using the estimated domain gaps, soft pseudo-labels are generated as follows:

$$\hat{y}_j^{(h,w)} = \text{Softmax} \left(\sum_{i=1}^M \frac{1}{G_j} \psi_i \left(i p_{T,j}^{(h,w)} \right) \right), \quad (5)$$

where $\psi_i : \mathbb{R}^{C_i} \rightarrow \mathbb{R}^{C_T}$ denotes a function to convert a probability distribution in the source label space to the target label space (see Fig. 2). The label mapping is heuristically defined for each source as in [6].

B. Analysis of the soft pseudo-labels

Fig. 3 shows examples of predictions from each source model, and predicted relative domain similarity (inverse of domain gap) of the inputs, as well as argmax and inverse label entropy of the generated soft pseudo-labels. The first image of TUT Park dataset having a large area of *plant* and *grass* on both sides was evaluated as similar to the Forest dataset, which shares a similar structure. In the second image, on the other hand, there is a large building, which is seen more often in urban scenes, resulting in higher similarity with Cityscapes. In a case where the similarity between the sources and the target is difficult to evaluate due to large difference (e.g., greenhouse vs. urban / outdoor scenes), the domain similarity serves as relative confidence measures. For example, in the second example of Greenhouse A, predictions by CamVid and Forest models are fairly reasonable and the estimated similarities are relatively high, while the other way around in Cityscapes. From the observation above, it seems reasonable to use the domain similarity scores as importance weights in pseudo-label generation.

By merging the source predictions using the proposed method described above, fairly accurate pseudo-labels are generated (as can be seen in the column of “argmax”). In addition, entropy tends to be higher (a weight is lower) on pixels on which all source models agree with each other. This observation leads to our training method utilizing the inverse entropy of the soft pseudo-labels, which is a soft alternative of the unanimity-based label selection [6].

Notably in the examples of *TUT Park* dataset, *grass* class is assigned in the pseudo-labels though it is not present

in CamVid dataset. In the previous method [6], such flexible label assignment is not possible because of the strict unanimity-based label selection. This characteristic allows for more flexible choice of source datasets.

V. NETWORK TRAINING

We train a target model using the soft pseudo-labels with the loss function specifically tailored for the soft pseudo-labels. We also employ an existing method [13] for training robust to misclassified pseudo-labels.

A. Loss function

As a base classification loss, we employ symmetric cross-entropy (SCE) loss [22], a variant of cross-entropy loss robust to noisy labels following [12].

$$L_{sce}^{(h,w,c)} = \alpha L_{ce} \left({}^T p_{T,j}^{(h,w,c)}, \delta \left(\hat{y}_j^{(h,w)} \right) \right) \quad (6)$$

$$+ \beta L_{ce} \left(\delta \left(\hat{y}_j^{(h,w)} \right), {}^T p_{T,j}^{(h,w,c)} \right), \quad (7)$$

where α and β are balancing parameters and set to 0.1 and 1.0, respectively. $\delta(\cdot)$ denotes a function to convert a soft label to one-hot label. In implementation, the one-hot label is clamped to $[1e-4, 1.0]$ to avoid numerical error [12].

Based on the observation in IV-B, we consider weighting loss values on each pixel with the inverse value of label entropy. The pixel-wise weight is calculated as follows:

$$W_j^{(h,w)} = \exp \left(-\lambda_{scale} \cdot E \left(\hat{y}_j^{(h,w)} \right) \right), \quad (8)$$

where λ_{scale} is a scaling parameter. Using eq. (8), we calculate a weighted SCE loss:

$$L_{w_sce}^{(h,w)} = W_j^{(h,w)} \cdot L_{sce}^{(h,w)}. \quad (9)$$

This way, loss values on the pixels with low label entropy are weighted more, and it result in similar effect to the previous unanimity-based *hard* pseudo-labels.

Following [6], we also introduce a loss rectification method based on the pixel-wise uncertainty of the prediction proposed by [12] to suppress the effect of pixels with high uncertainty, whose pseudo-labels are more likely to be wrong. The uncertainty is estimated as Kulback-Leibler divergence between the branches on each pixel as follows:

$$L_{kld}^{(h,w)} = \sum_{c \in C} {}^T p_{T,j}^{(h,w,c)} \log \frac{{}^T p_{T,j}^{(h,w,c)}}{{}^a p_{T,j}^{(h,w,c)}}. \quad (10)$$

The rectified classification loss is defined as follows:

$$L_{rect}^{(h,w)} = \exp \left(-L_{kld}^{(h,w)} \right) L_{w_sce}^{(h,w)}. \quad (11)$$

Along with the classification loss, we add entropy loss of the predictions to force the network to clearly distinguish the classes, as used e.g., in [11]:

$$L_{ent}^{(h,w)} = E \left({}^T p_{T,j}^{(h,w)} \right), \quad (12)$$

The overall loss is as follows:

$$L_{all} = \sum_{h,w} \left(L_{rect}^{(h,w)} + \lambda_{ent} L_{ent}^{(h,w)} + \lambda_{kld} L_{kld}^{(h,w)} \right), \quad (13)$$

where λ_{ent} and λ_{kld} denote balancing parameters.

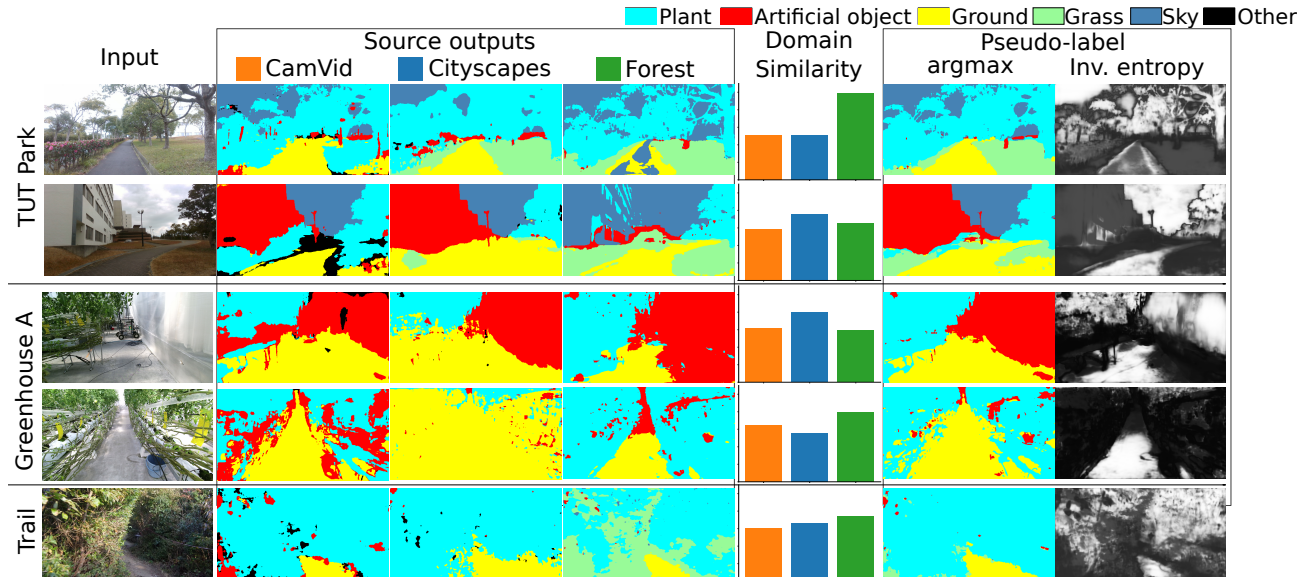


Fig. 3. Predictions of the source models, domain similarity (inverse domain gap), and pseudo-labels (labels with the maximum probability, and inverse of label entropy). We used CamVid [2], Cityscapes [1], and Freiburg Forest [21] as source datasets (descriptions about the datasets are in Table I). In inverse entropy images, a darker pixel indicates a lower weight, i.e., higher entropy.

B. Prototype-based pseudo-label rectification

Along with the soft pseudo-labels, we employ ProDA [12] to make the training process robust to noisy pseudo-labels. The core of the method is to save soft pseudo-labels $\{\hat{y}_j\}_{j=1}^{N_T}$ from the predictions of the source model, and rectify them with the class-wise weights indicating its likelihood of being a specific class using the *prototypes*, which are the representative features for each class, during training. For details, the readers are referred to [12].

The feature-wise weights are calculated as follows:

$$\omega_j^{(h,w,c)} = \frac{\exp\left(-\left\|\tilde{f}_j^{(h,w)} - \eta^{(c)}\right\|/\tau\right)}{\sum_{c'} \exp\left(-\left\|\tilde{f}_j^{(h,w)} - \eta^{(c')}\right\|/\tau\right)}, \quad (14)$$

where $\eta^{(c)}$ denotes the prototype for class c , initialized as a mean of the features predicted as c and updated during training. $\|\cdot\|$ denotes the Euclidean norm, and τ denotes a temperature parameter that controls the degree of bias of the distribution. \tilde{f}_j is a feature vector from a momentum encoder [23], i.e., a model identical to $F(\cdot; \theta_T)$ whose parameters are updated via exponential moving average (EMA).

Using ω_j , the soft pseudo-labels are rectified as follows:

$$\hat{y}_j^{(h,w,c)} = \frac{\omega_j^{(h,w,c)} \hat{y}_j^{(h,w,c)}}{\sum_{c'} \omega_j^{(h,w,c')} \hat{y}_j^{(h,w,c')}} \quad (15)$$

In our method, the soft pseudo-labels are generated by the method described in IV and rectified by eq. (15) in training.

VI. EXPERIMENTS

A. Experimental setting

1) *Training environment*: We used PyTorch implementation of ESPNetv2 [24] with modifications of adding an auxiliary classification branch, and normalizing the features and classification weights. The models were trained and

TABLE I

DATASETS USED IN THE EXPERIMENTS

	Name	Train	Test	Description
Source	Camvid (CV)[2]	367	233	Urban
	Cityscapes (CS) [1]	2970	500	Urban
	Freiburg Forest (FR) [21]	230	136	Unpaved outdoor
Target	Greenhouse A [6]	6689	100	Tomato greenhouse
	TUT Park	859	10	Pavements in campus
	Toyohashi Trail	9137	10	Unpaved mountain

evaluated on one NVIDIA Quadro RTX 8000 with 48GB RAM. The network is trained with an initial learning rate of 2×10^{-2} and cyclic learning rate scheduling [25].

2) *Datasets*: As source datasets, we use CamVid [2], Cityscapes [1], and Freiburg Forest [21]. As target datasets, we use *Greenhouse A* [6], *TUT Park*, a dataset of images around a in-campus park, and *Toyohashi Trail*, images in unstructured mountain paths in Toyohashi Nature Trail. The datasets used in the experiments are summarized in Table I.

3) *Baselines*: In our comparative studies, we employ baseline methods as follows.

Training without DA As baselines without DA, we use two methods, namely *supervised* and *ensemble*. In *supervised*, a segmentation model is trained with the three source datasets with labels converted to the common target label set using the label conversions. *Ensemble* merges the predicted object probabilities from the source models in the same way as the proposed soft pseudo-label generation. In other words, the soft pseudo-labels are directly used as prediction results.

Single-source DA We also evaluate single-source DA methods. As source datasets, we use CV, CS, and FR in Greenhouse A, and CS and FR in TUT Park dataset. Pseudo-labels are generated from a model trained on each source followed by label conversion ψ_i .

TABLE II
COMPARISON WITH THE BASELINES ON TUT GREENHOUSE A

	Method	Class IoU			mIoU
		Plant	Artificial	Ground	
No adapt	Supervised	75.4	64.8	56.7	65.6
	Ensemble	74.8	70.5	50.8	65.4
Single	CV	71.0	62.7	50.7	61.5
	CS	65.0	72.9	40.8	59.6
	FR	67.2	52.9	37.8	52.7
Double	MSDA_CL [15]	70.9	57.9	52.8	60.5
	MSPL [6]	80.7	74.9	67.6	74.4
	Proposed	79.9	76.4	57.4	71.2
Triple	MSDA_CL [15]	70.5	62.1	43.9	58.9
	MSPL [6]	80.7	78.2	72.6	77.2
	Proposed	82.7	77.0	64.7	74.8

TABLE III
COMPARISON WITH THE BASELINES ON TUT PARK

	Method	Class IoU					mIoU
		Plant	Grass	Artificial	Ground	Sky	
No adapt	Supervised	79.8	47.9	61.8	35.0	78.7	60.6
	Ensemble	82.8	37.5	68.2	23.9	77.3	57.9
Single	CS	82.2	22.4	59.5	17.7	90.4	54.4
	FR	74.8	71.2	8.2	57.1	55.6	53.4
Double	MSDA_CL [15]	81.6	60.3	43.9	33.8	72.8	58.5
	MSPL [6]	79.7	65.3	45.4	44.2	76.9	62.3
	Proposed	73.7	67.4	48.9	51.4	86.5	65.6
Triple	MSDA_CL [15]	85.8	0.67	67.4	15.2	82.0	50.2
	MSPL [6]	84.0	0.00	51.6	16.4	81.0	46.6
	Proposed	83.5	62.0	58.9	37.2	88.2	65.9

Multi-source DA We use our previous method [6] as a baseline of multi-source DA, referred to as *MSPL*. We also use the method by He et al. [15], a state-of-the-art MDA for semantic segmentation, hereafter referred to as *MSDA_CL*. We used our own implementation of the method [15]. In multi-source DA, we evaluate both double-source and triple-source settings. For double-source training, we use Cityscapes (CS) and Freiburg Forest (FR) as source datasets.

B. Comparison with the baselines

Greenhouse A dataset Table II shows the results of the baselines and the proposed method. The performance of the proposed method did not reach those of our previous method (MSPL). However, the proposed method resulted in the second-best mean IoU, and outperformed MSDA_CL [15]. In MSDA_CL, pseudo-labels are generated by simply adding predicted scores from the source models, followed by confidence-based label selection [7]. In contrast, the proposed method considers domain similarity between the source datasets and the target. Moreover, by loss weighting using label entropy, the effect of noise-prone pseudo-labels is suppressed, resulting in better performance. We further evaluate the effect of considering domain similarity in pseudo-label generation and label entropy weight in training in VI-C.

TABLE IV
COMPARISON WITH THE BASELINES ON TOYOHASHI TRAIL

	Method	Class IoU					mIoU
		Plant	Grass	Artificial	Ground	Sky	
No adapt	Supervised	58.3	2.05	17.7	15.9	0.0	18.8
	Ensemble	69.0	1.34	0.14	0.28	0.0	14.1
Single	CS	65.2	3.67	2.97	32.6	63.1	33.5
	FR	63.8	24.8	34.3	22.5	0.42	29.2
Double	MSDA_CL [15]	74.6	30.5	4.10	56.9	3.25	34.0
	MSPL [6]	70.4	9.36	14.7	50.2	0.75	29.1
	Proposed	68.9	24.4	0.0	59.4	0.16	30.6
Triple	MSDA_CL [15]	72.2	0.01	28.1	46.7	1.99	29.8
	MSPL [6]	68.0	0.00	19.7	53.4	17.5	31.7
	Proposed	71.3	33.4	19.6	59.7	1.06	37.0

TUT Park dataset In this target dataset, we use five object classes that dominate the scenes, namely *plant* (trees etc.), *grass* (ground vegetation etc.), *artificial object*, *road*, and *sky*. CS and FR have a distinction between *plant* (*vegetation* in CS, and *tree* in FR) and *grass* (*terrain* in CS, and *grass* in FR). CamVid, however, only has *tree* class that corresponds to *plant* in the target dataset.

Table III shows the results. Interestingly, the proposed method trained with three sources did not perform the best on any classes, but resulted in the best mean IoU. While the baseline methods were biased towards a specific class and poorly performed on others, the proposed method realized well-balanced training. Notably, while MSPL by nature failed to capture *grass* class due to its absence in one of the source datasets (CamVid), the proposed method successfully learned it. Unlike the previous method which excludes from pseudo-labels the pixels on which the source models did not agree with each other, our soft pseudo-labeling allowed for learning classes induced by only part of source datasets.

Toyohashi Trail dataset We use the same label set as TUT Park dataset. Table IV shows the comparative results. The proposed method resulted in the best mean IoU. Although the domain gap estimation was highly unreliable due to large domain gap between the all source datasets and the target datasets, and thus it is difficult to give theoretical justification to the effect of considering domain similarity, they show a better capability of the proposed method to transfer knowledge even from source datasets that are very different from the target dataset compared to the baselines.

C. Ablation studies

Next, we conducted an ablation study on loss weighting based on entropy of the pseudo-labels during training, and the domain similarity-based integration of source predictions in pseudo-label generation. We use TUT Park as the target dataset, and train the network using three source datasets.

Table V shows the results. Using domain similarity in pseudo-label generation improved the performance in both training settings with and without label entropy weight. Fig. 4 shows an example of pseudo-label generated with and without domain similarity weighting. While a large area of

TABLE V
ABLATION STUDY ON TRAINING METHOD

Label entropy weight	Domain similarity	mIoU
		60.7
	✓	62.3
✓		65.8
✓	✓	65.9

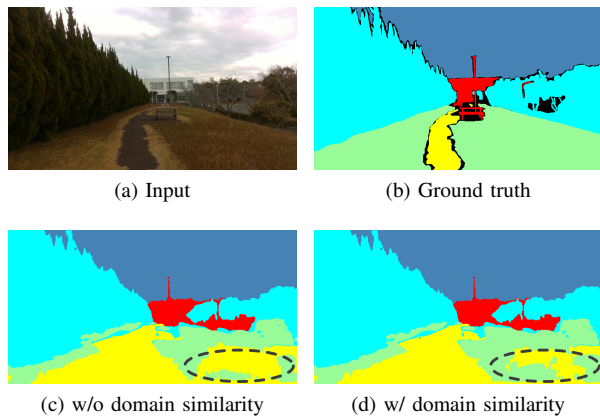


Fig. 4. Comparison of pseudo-label generated with and without considering domain similarity. (c) When domain similarity is not incorporated, a large area of *grass* is misclassified as *ground*. (d) Some pixels misclassified in (c) are classified correctly (inside the dotted ellipse).

grass is wrongly assigned with *ground* class when source predictions are simply summed as shown in Fig. 4(c), part of the area is correctly classified when domain similarity is incorporated as shown in Fig. 4(c). By considering domain similarity, the prediction of a source model with larger domain similarity was emphasized and pseudo-labels become more accurate. The effect of using domain similarity is more evident when label entropy weight is not employed in training because the improvement of pseudo-labels occurs on pixels where the source predictions are fuzzy, which are suppressed in training by label entropy weight. We conclude that incorporating domain similarity brings about positive effect on pseudo-label generation.

VII. CONCLUSION

We proposed a method of soft pseudo-label generation for training semantic segmentation models on datasets of a variety of scenes without ground-truth labels using not very relevant source datasets. Unlike our previous method [6] using the unanimity criterion for pseudo-label selection, our method allows for taking into account the domain similarity between each source dataset and the target dataset, utilizing the information of the prediction certainty of the source models, and involving target classes that does not have a corresponding class in some source datasets, which increase the applicability of the method to a variety of scenes.

REFERENCES

[1] M. Cordts *et al.*, “The Cityscapes Dataset for Semantic Urban Scene Understanding.” In *Proc. of the IEEE/CVF Conference on Computer Vision and Pattern Recognition*, 2016, pp. 3213–3223.

[2] G. J. Brostow *et al.*, “Semantic object classes in video: A high-definition ground truth database,” *Pattern Recognition Letters*, vol. 30, no. 2, pp. 88–97, 2009.

[3] S. R. Richter *et al.*, “Playing for Data: Ground Truth from Computer Games.” In *Proc. of the European Conference on Computer Vision*, vol. 9906, 2016, pp. 102–118.

[4] G. Ros *et al.*, “The SYNTHIA Dataset: A Large Collection of Synthetic Images for Semantic Segmentation of Urban Scenes.” In *Proc. of the IEEE/CVF Conference on Computer Vision and Pattern Recognition*, 2016, pp. 3234–3243.

[5] A. Dosovitskiy *et al.*, “CARLA: An Open Urban Driving Simulator.” In *Proc. of the Conference on Robot Learning*, 2017, pp. 1–16.

[6] S. Matsuzaki *et al.*, “Multi-source pseudo-label learning of semantic segmentation for the scene recognition of agricultural mobile robots,” *Advanced Robotics*, vol. 36, no. 19, pp. 1011–1029, 2022.

[7] Y. Zou *et al.*, “Unsupervised Domain Adaptation for Semantic Segmentation via Class-Balanced Self-training,” in *European Conference on Computer Vision*, 2018, pp. 297–313.

[8] Y. Zou *et al.*, “Confidence Regularized Self-Training.” In *Proc. of the IEEE/CVF International Conference on Computer Vision*, 2019, pp. 5981–5990.

[9] K. Saito *et al.*, “Maximum Classifier Discrepancy for Unsupervised Domain Adaptation.” In *Proc. of the IEEE/CVF Conference on Computer Vision and Pattern Recognition*, 2018, pp. 3723–3732.

[10] J. Hoffman *et al.*, “CyCADA: Cycle-Consistent Adversarial Domain Adaptation.” In *Proc. of the International Conference on Machine Learning*, 2018, pp. 1989–1998.

[11] T.-H. Vu *et al.*, “ADVENT: Adversarial Entropy Minimization for Domain Adaptation in Semantic Segmentation.” In *Proc. of the IEEE/CVF Conference on Computer Vision and Pattern Recognition*, 2019, pp. 2512–2521.

[12] Z. Zheng and Y. Yang, “Rectifying Pseudo Label Learning via Uncertainty Estimation for Domain Adaptive Semantic Segmentation,” *International Journal of Computer Vision*, vol. 129, no. 4, pp. 1106–1120, 2021.

[13] P. Zhang *et al.*, “Prototypical Pseudo Label Denoising and Target Structure Learning for Domain Adaptive Semantic Segmentation.” In *Proc. of the IEEE/CVF Conference on Computer Vision and Pattern Recognition*, 2021, pp. 12409–12419.

[14] S. Zhao *et al.*, “Multi-source Domain Adaptation for Semantic Segmentation.” In *Proc. of the Conference on Neural Information Processing Systems*, vol. 32, 2019, pp. 7287–7300.

[15] J. He *et al.*, “Multi-Source Domain Adaptation with Collaborative Learning for Semantic Segmentation.” In *Proc. of the IEEE/CVF Conference on Computer Vision and Pattern Recognition*, 2021, pp. 11003–11012.

[16] A. Gretton *et al.*, “A kernel two-sample test,” *Journal of Machine Learning Research*, vol. 13, pp. 723–773, 2012.

[17] S. Ben-David *et al.*, “A theory of learning from different domains,” *Machine Learning*, vol. 79, no. 1-2, pp. 151–175, 2010.

[18] M. Long *et al.*, “Learning transferable features with deep adaptation networks.” In *Proc. of the International Conference on Machine Learning*, 2015, pp. 97–105.

[19] M. Long *et al.*, “Unsupervised domain adaptation with residual transfer networks.” In *Proc. of the Conference on Neural Information Processing Systems*, 2016, pp. 136–144.

[20] X. Liu and S. Zhang, “Who is closer: A computational method for domain gap evaluation,” *Pattern Recognition*, vol. 122, p. 108293, 2022.

[21] A. Valada *et al.*, “Deep Multispectral Semantic Scene Understanding of Forested Environments Using Multimodal Fusion,” in *International Symposium for Experimental Robotics*, 2017, pp. 465–477.

[22] Y. Wang *et al.*, “Symmetric Cross Entropy for Robust Learning With Noisy Labels.” In *Proc. of the IEEE/CVF International Conference on Computer Vision*, vol. 2019-October, 2019, pp. 322–330.

[23] K. He *et al.*, “Momentum Contrast for Unsupervised Visual Representation Learning.” In *Proc. of the IEEE/CVF Conference on Computer Vision and Pattern Recognition*, 2020, pp. 9726–9735.

[24] S. Mehta *et al.*, “ESPNetv2: A Light-Weight, Power Efficient, and General Purpose Convolutional Neural Network.” In *Proc. of the IEEE/CVF Conference on Computer Vision and Pattern Recognition*, 2019, pp. 9182–9192.

[25] L. N. Smith, “Cyclical Learning Rates for Training Neural Networks.” In *Proc. of the IEEE Winter Conference on Applications of Computer Vision*, 2017, pp. 464–472.