

Learning to Detect Slip through Tactile Measures of the Contact Force Field and its Entropy

Xiaohai Hu,¹ Aparajit Venkatesh,¹ Guiliang Zheng,² and Xu Chen^{1†}

Abstract—Detection of slip during object grasping and manipulation plays a vital role in object handling. Existing solutions largely depend on visual information to devise a strategy for grasping. Nonetheless, in order to achieve proficiency akin to humans and achieve consistent grasping and manipulation of unfamiliar objects, the incorporation of artificial tactile sensing has become a necessity in robotic systems. In this work, we propose a novel physics-informed, data-driven method to detect slip continuously in real time. The GelSight Mini, an optical tactile sensor, is mounted on custom grippers to acquire tactile readings. Our work leverages the inhomogeneity of tactile sensor readings during slip events to develop distinctive features and formulates slip detection as a classification problem. To evaluate our approach, we test multiple data-driven models on 10 common objects under different loading conditions, textures, and materials. Our results show that the best classification algorithm achieves an average accuracy of 99%. We demonstrate the application of this work in a dynamic robotic manipulation task in which real-time slip detection and prevention algorithm is implemented.

I. INTRODUCTION

Tactile sensing is a crucial sensory modality employed by humans during object manipulation and grasping, enabling them to discern various object characteristics such as stiffness, weight, and surface roughness. Furthermore, humans can regulate their grasping force without recourse to visual feedback, underscoring the significance of tactile sensing in this process. In 1984, Johansson *et al.* [1] revealed how humans employ glabrous skin receptors and sensorimotor memory to control precision grip automatically when lifting objects with distinct surface textures. The findings indicate that humans use a synergistic interplay of tactile feedback from skin receptors and sensorimotor memory to anticipate slip and adapt their grip force accordingly.

In the context of robotic systems, integrating slip detection through tactile sensing can significantly enhance the robot's ability to maintain a secure grasp during operations with varying system dynamics. This study aims to identify critical slip detection parameters and develop a real-time slip detection system that triggers prompt interventions to prevent slip. The research explores novel attributes to accurately identify slip occurrences and design an automated system capable of real-time slip detection and implementing corrective control strategies.

This work was supported by a UW+Amazon Science Hub Gift-funded Robotic Research Project.

¹Authors are with the MACS lab, Department of Mechanical Engineering, University of Washington, Seattle, WA 98195, USA. {hxx, venkat11, chx}@uw.edu. [†]: corresponding author.

²Author is with the The Robot Institute, Carnegie Mellon University, Pittsburgh, PA, USA. guilianz@andrew.cmu.edu




Fig. 1. The setups employed for the experiments: An UR5e robot arm, a hand Robotiq parallel gripper, the fingertips were replaced by customized metallic adapter equipped with two Gelsight tactile sensors. An Intel real sense depth camera D435i is mounted on the top of the gripper

Although tactile sensors are effective in detecting slip, it is unclear how different inhomogeneity metrics of the tactile feedback contribute to the probability of slip. We propose a new strategy that significantly improves the success of slip detection to over 99%. Furthermore, this study presents a comparative analysis of multiple data-driven approaches for detecting slip in various common objects. To enhance the precision of slip detection, the study utilizes GelSight sensor images and mimics human perceptual mechanisms. Specifically, the approach extracts entropy as a feature from the GelSight images, representing the degree of randomness or disorder in the image and providing a reliable indicator of the presence of slip. The use of entropy as a feature captures subtle variations in texture and surface roughness indicative of slip, leading to improved slip detection performance. Remarkably, our approach obviates the requirement for a priori knowledge concerning object and grasping conditions, thus conferring a notable advantage in real-world scenarios where such knowledge may be constrained or entirely absent. The study evinces that an entropy-based strategy yields enhanced accuracy and is, therefore, more efficacious in slip detection and prevention in real-world settings.

In the remainder of the paper, we will first introduce the basic working principle of the tactile sensor and related works in section II, followed by the hardware setup for generating datasets in section III. We will then present the results given by various data-driven methods in section IV. To showcase the practical application of the proposed approach,

a robotic system was equipped with a slip detection and prevention algorithm while performing a dynamic manipulation task.

II. BACKGROUND AND RELATED WORK

A. Tactile Sensor

With the increasing need for dexterous manipulation, tactile sensing has been growing significantly in the field of robotics. Tactile sensing can be done intrinsically or extrinsically [2]. Intrinsic sensing is done by measuring contact forces through joint torques [3] [4] or through the tension of the transmission cables in manipulators and robotic hands which are equipped with manipulators [5]. The limitation of intrinsic sensing lies in its inability to accurately detect the intricate features of objects. Extrinsic sensors are attached to the exterior of the robotic hand or gripper. An array of piezoelectric sensors can be used to obtain normal force and pressure distribution of the contact surface between the object and the sensor [6]. Multi-modal sensors, such as the BioTac [7], are able to provide the user with various sensory information including force, temperature, vibrations, etc. Nevertheless, in scenarios involving multi-force interactions, piezoelectric and many multi-modal tactile sensors may not offer sufficient high-resolution sensor data. Optics-based tactile sensors [8] have been used to bridge this gap and provide high-resolution 2-D or 3-D images of the surface contour of the objects, through which the surface interaction forces can be inferred. Optical tactile sensors like Tactip [8] and the one developed in [9] provide optical information regarding the minor surface distortions of the contacting surface between the sensor and the object during the interactions which can then be used to infer the contact forces.

The GelSight sensor is an optical tactile sensor, designed for high-precision measurement of contact surface geometry [10] [11]. It utilizes a clear elastomer coated with a reflective gel, which records surface deformation upon contact with an object. This produces images used to generate a depth map of the contact surface. For our project, we used the commercially available GelSight Mini sensor with marker dots on its cartridge.

B. Slip detection

The topic of slip detection is not new, and numerous methods have been proposed to address this problem. In 1989, Howe *et al.* [12] designed a skin acceleration sensor that could detect the slip and texture of a grasped object. In 2004, Ikeda *et al.* [13] used a camera to detect incipient slip, while in 2012, Maldonado *et al.* utilized fingertip sensing to detect the shape, material, and slipperiness of an object [14].

Current work on slip detection mainly relies on tactile sensing. In 2015, Veiga *et al.* [15] used traditional tactile sensors and multiple machine-learning classification algorithms to achieve slip detection with an average accuracy of 75%. Subsequently, they also proposed a finger grip stabilization control approach [16]. In 2018, James *et al.* [17] used TacTip biomimetic vision-based tactile sensors and

support vector machines to achieve slip detection. In their later work in 2021, they extended this approach to a multi-finger robot [18]. Dong *et al.* [19] proposed an incipient slip detection method in 2018 by computing the difference between the theoretical and detected contact region velocities, achieving an accuracy of 86.25%. In 2019, Li *et al.* [20] combined visual and tactile information and trained a deep neural network to classify slipperiness. Most recently, Griffo *et al.* [9] employed Deep Neural Network to obtain the distribution of contact forces, which was subsequently utilized for a classification task. Their proposed approach achieved classification accuracy ranging from 74.40% to 79.01% across five distinct objects. Additionally, Juddy *et al.* [21] used a soft force sensor to anticipate slipperiness in tasks to grasp deformable objects.

To enhance the precision of slip detection, we use GelSight sensor images and extract entropy as a feature to represent the degree of randomness or disorder in the image, providing a reliable indicator of the presence of slip. Our approach eliminates the need for prior knowledge about the object and grasping conditions, offering a significant advantage in real-world scenarios with limited or unavailable prior knowledge.

III. PROPOSED SYSTEM AND METHODS

A. Hardware Setup



Fig. 2. Design of adapter for housing Gelsight tactile sensors. A 45-degree flange extension was designed for the end-effector to extend the opening distance of the gripper to 85mm. The adapters are mounted on the Robotiq Hand-e adaptive gripper through four M2.5 screws.

The hardware setup consists of a UR5e robotic arm, and a Robotiq Hand-E gripper, and a housing for two Gelsight tactile sensors. To accurately collect the tactile information, two Gelsight sensors were integrated into the custom-designed parallel end-effectors mounted on the Robotiq Hand-e adaptive gripper. In order to guarantee the operational stability and structural integrity of the end-effector, initial testing was carried out using custom 3D-printed parts. Following these initial tests, the final parts were machined from 6061-T6 Aluminum in order to meet the necessary performance

requirements. The GelSight mini sensor is capable of capturing high-resolution imprints of the contact surface, with a resolution of 3840×2160 at a frequency of 25 Hz. The sensor is coated with a Lambertian silicone gel layer and has a surface area of $18.6(H) \times 14.3(V) \text{ mm}^2$. All equipments were operated using an Ubuntu 20.04 PC equipped with an Intel Core i5-10210U CPU at a clock speed of $1.60\text{GHz} \times 8$.




Fig. 3. Gripper grasping a T-handle hex key, the left image below shows the 3D reconstruction of the tool surface, and the right image below draws the arrows to indicate the displacement of marker dots.

B. Translating Images to Features

In Figure 3(b), a 3-dimensional contour depicting the T-handle hex key's contact with the GelSight sensor is shown. Figure 3(c) displays arrows representing the deformation of the gel that results from contact forces [22], represented by Dx_i and Dy_i . In the context of this study, the aforementioned arrows are referred to as the displacement field of the markers.

The magnitude of the arrows is directly proportional to the extent of the local deformation of the gel coat surface. In this study, we propose the utilization of the rate of change of magnitude of the arrows in both the x and y directions as characteristic features that can indicate slip. Figure 4 illustrates the marker flow exhibiting both translational slip and rotational slip. To quantify the observed features, we define the discrete-time velocity features \bar{V}_x and \bar{V}_y as:

$$v_{x_i}(t) = f \cdot (D_{x_i}(t) - D_{x_i}(t - \Delta t)) \quad (1)$$

$$\bar{V}_x(t) = \frac{1}{n} \sum_{i=1}^n v_{x_i}(t) \quad (2)$$

By the same logic,

$$\bar{V}_y(t) = \frac{1}{n} \sum_{i=1}^n v_{y_i}(t) \quad (3)$$

Here, f is the sampling frequency, n denotes the total number of data points (in this instance, 63), and $D_{x_i}(t - \Delta t)$ and $D_{x_i}(t)$ represent the positions of the i -th data point at time $t - \Delta t$ and t , respectively. By definition, v_{x_i} and v_{y_i} refer to the velocity components in the x and y directions of the i -th data point. \bar{V}_x is the average velocity in the x -direction, \bar{V}_y is the average velocity in the y -direction, and Δt is the sampling time, 0.04s in our case since the sampling frequency f of tactile sensor is 25 Hz. During




Fig. 4. The displacement of individual markers overlaid on the tactile image, providing an estimation of the shear force field. The translational slip in the Y-direction is illustrated in Figure 4(a), while Figure 4(b) portrays the translational slip in the X-direction. Additionally, Figure 4(c) demonstrates the rotational slip, along with a definition of the x and y -directional displacement.

dynamic manipulation tasks, such as accelerating or altering the course of motion of a robot while securely grasping an object, the magnitudes of marker flow arrows may be altered. This presents a challenge in relying solely on the rate of change of magnitudes of the arrows to detect slip, as the changes in magnitude due to acceleration can create false positives. To address this issue, it is necessary to identify distinct features that exclusively indicate slip, thus enabling the construction of a more robust slip detection classifier.

In prior research conducted by Yuan *et al.* [23], the inhomogeneity of the displacement of marker flow was adopted as a metric to quantify slip. This inhomogeneity is defined as the entropy of marker flow field. Entropy is the statistical measure of randomness of a histogram, expressed as:

$$H(X) = - \int_X p(x) \log p(x) dx \quad (4)$$

Here, the histogram X represents the frequency distribution of the magnitude of the displacement field, and $p(x)$ denotes the probability density function of the length of the marker

flow displacement. When an object begins to slip, the displacement field becomes more erratic due to the non-uniform contact forces that arise throughout the contact surface as the object moves. The inhomogeneity is more significant around the edges of the contact region, resulting in a non-uniform displacement field and increased entropy, as illustrated in Figure 5. Yuan [23] established a correlation between the increase in entropy and the likelihood of incipient occurring. However, solely relying on entropy as a detection metric compresses the valuable information available in the two-dimensional displacement field into a single value, leading to a loss of information. Incorporating entropy as an additional feature into the classification problem would ensure that all available information is utilized. This approach would also eliminate false positives that would arise if only \bar{V}_x and \bar{V}_y were used as features. Figure 5 shows the plot of

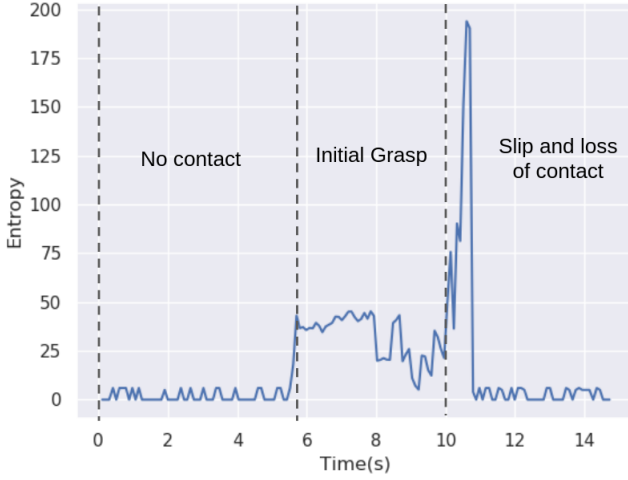


Fig. 5. A slip trial was conducted to illustrate the change of entropy from the no contact to object, through the initial grasp, to the incipient slip, and ultimately to the loss of contact to object

the entropy when a grasping action is being performed. It is observed that the entropy increases when the grippers initially come into contact with the object, and this value remains relatively constant as long as the object is securely grasped. However, when the object begins to slip, a sharp increase in entropy is observed. Thus, it is evident that reasonably high entropy values can exist even when an object is securely grasped. Additionally, the entropy remains almost constant when a secure grasp is established. To further enhance the classification of slip, the rate of change of entropy is introduced as another feature to feed into the classifier. The rate of change of entropy is calculated as follows:

$$\frac{dE(t)}{dt} \approx f \cdot (E(t) - E(t - \Delta t)) \quad (5)$$

where E is the entropy and Δt is the sampling time. The entropy and its rate of change are heavily influenced by the object's mass and material, making it impractical to establish fixed thresholds. To address this, a range of objects with varying shapes, sizes, weights, and materials were examined

to collect the data. Subsequently, this data was utilized to train a classifier, which was capable of categorizing the objects.

C. Data Acquisition

Our data-driven model requires a smaller amount of labeled data compared to the deep neural network models that have been proposed in the literature. To acquire the necessary data, we selected 10 objects that are commonly encountered on a daily basis. The grasping strategy was adjusted such that the gripper was holding the object with just enough force so as to prevent slip. Once a proper grasping strategy was established, data was collected for one minute for each object. The data set used in this study encompassed all pertinent features, including the mean displacement of the marker flow in the horizontal (x) and vertical (y) directions, the entropy of the displacement field, and the rate of change of the displacement field's entropy.

The objects selected for the experiment are depicted in Figure 6. Deformable objects such as sponge scrub were specifically chosen because they have been shown to be difficult to distinguish as slippery in previous work by Dong [19]. The data we collected and used can be accessed at <https://drive.google.com/drive/folders/1T1U10F4AUxZtBMev2VRmZOfXw1VzclDo?usp=sharing>

D. Classification Method

Four different classification algorithms [24]–[27] were adopted for this classification problem:

- Logistic Regression(LR): $h_{\theta}(x) = \frac{1}{1 + e^{-\theta^T x}}$
- Support Vector Machine (SVM): $f(x) = \text{sign}(\mathbf{w}^T \mathbf{x} + b)$
- Random Forest (RF): $f(x) = \frac{1}{T} \sum_{t=1}^T h_t(x)$
- K-Nearest Neighbour (KNN): $f(x) = \text{mode}(y_i : x_i \in N_k(x))$

Here, $h_{\theta}(x)$ represents the probability that the input x belongs to a certain class, \mathbf{w} and b are the weight vector and bias term, respectively, and $h_t(x)$ denotes the prediction of the t -th decision tree. The function mode returns the most frequent class label among the k nearest neighbors of x .

These algorithms were implemented using the sklearn library in Python. Grid search was performed during training to optimize the hyperparameters for each classification algorithm. The best results were obtained using Logistic Regression with L2 penalty (regularization value of 0.1), KNN classification with nearest neighbor hyperparameter set to 1, and Support Vector Machine Classifier with RBF kernel and regularization parameter of 1. Hyperparameter adjustments did not improve the performance of the Random Forest classifier, so the default hyperparameters were used.

IV. EXPERIMENT RESULTS

A. Slip Detection

As previously mentioned, four distinct classification algorithms were utilized to detect slips, and each algorithm was assessed using multiple statistic metrics. Furthermore,











										
Macro Avg:	Screw driver	Tennis ball	Contact Solution	Mouse	Box	Highlighter	Toy Raccoon	Sponge	Toy Owl	Floss
Accuracy	99.63%	100%	100%	99.74%	99.35%	99.73%	99.35%	100%	99.44%	97.59%
Recall	99.60%	100%	100%	99.57%	99.35%	99.67%	99.34%	100%	99.34%	98.07%
F1 Score	99.61%	100%	100%	99.66%	99.35%	99.70%	99.34%	100%	99.38%	97.82%

Fig. 6. Performance of the developed slip detection for objects with different materials and surface characteristics

during the training phase of each model, two separate sets of features were employed. The first set of features contained solely \bar{V}_x and \bar{V}_y , while the second set of features incorporated \bar{V}_x , \bar{V}_y , and the newly proposed features: entropy, and the rate of change of entropy. A total of 14,426 data points were utilized during the training process. The performance of the classifier using the collected data is presented in Tables I and II. In the tables, “Accuracy” represents the percentage of correctly classified instances over the total number of instances; “Precision” is the metric to characterize how well a classifier is able to distinguish a true positive from a false positive. Ideally, both precision and accuracy should be 1 for a perfect classifier. “Recall” characterizes how well a classifier is able to differentiate between true positives and false negatives. The F1 score, which is the harmonic mean of precision and recall, provides a balanced measure of model performance.

The results indicate that the random forest classifier consistently outperforms other methods, regardless of the hyper-parameters selected by each algorithms. Moreover, leveraging the proposed inhomogeneity of the arrow displacements and the rate of entropy changes significantly improves the accuracy of most methods. Notably, the accuracy of using the logistic regression algorithm significantly increases from 52.25% to 87.60%.

Classifier	Accuracy%	Precision%	Recall%	F1 Score%
LR	52.25	100	2.32	4.54
SVM	94.42	100	88.59	93.95
KNN	96.72	99.34	93.93	96.55
RF	96.83	96.83	94.66	96.69

TABLE I

METRICS OF DIFFERENT CLASSIFIERS USING ONLY \bar{V}_x AND \bar{V}_y

Classifier	Accuracy%	Precision%	Recall%	F1 Score%
LR	87.60	92.83	80.88	79.52
SVM	90.26	98.89	80.98	89.85
KNN	97.61	99.88	95.23	97.50
RF	99.14	99.14	98.80	99.11

TABLE II

METRICS OF DIFFERENT CLASSIFIERS USING ALL FEATURES

The performance of our slip detector on different objects is illustrated in Figure 6. The evaluation is conducted using

the Random forest algorithm, and the F1 scores and the recall rates are computed based on the macro average metric. Notably, our classifier performs well on objects with a spherical shape, such as a tennis ball [15]. Moreover, for objects that are prone to deformation [19], our classifier achieves favorable outcomes. The accuracy of slip classification for all the objects in our experiment is extremely high as indicated by Figure 6.

To evaluate the efficacy of the developed classifier during dynamic tasks, we designed a robotic-grasping experiment, which is discussed in the next section.

B. Sliding out a book from a shelf

In this experiment, a UR5e robot is employed to execute a task involving the retrieval of a book from a shelf and sliding it to a new position. As prior information regarding the weight and stiffness of the object was not available, the implementation of a cautious grasp strategy, characterized by a relatively diminished clamping force, is deemed necessary in order to forestall any potential damage. The experimental procedure started with positioning the parallel gripper adjacent to the bookshelf without making initial contact with the book. The gripper was then maneuvered towards the book, and a safe grasp was executed using appropriate parameters, which entailed a relatively low grasping force. No slip occurred during the pre-manipulation phase. However, during the subsequent stage of extracting the book, the absence of a slip detection method and corresponding prevention algorithm resulted in the book slipping, thus interfering with the successful completion of the manipulation task.

To overcome this issue, the experiment was replicated with the incorporation of the proposed slip detection algorithm and a subsequent slip-prevention force control of the gripper in the robotic system. The detection algorithm successfully identified the initial slip when the robot attempted to extract the book. Despite the gradual increase in grasping force, the smooth book cover and the drag exerted by the gripper caused the incipient slip to increase. The slip-prevention algorithm responded by gradually increasing the grasping force until a stable grasp was achieved, which was maintained for a brief duration to ensure secure gripping of the book. While maintaining the grasping force, the robot slid the book out of the bookshelf and adjusted the force as necessary to prevent further slips. After the book is extracted, the grasping

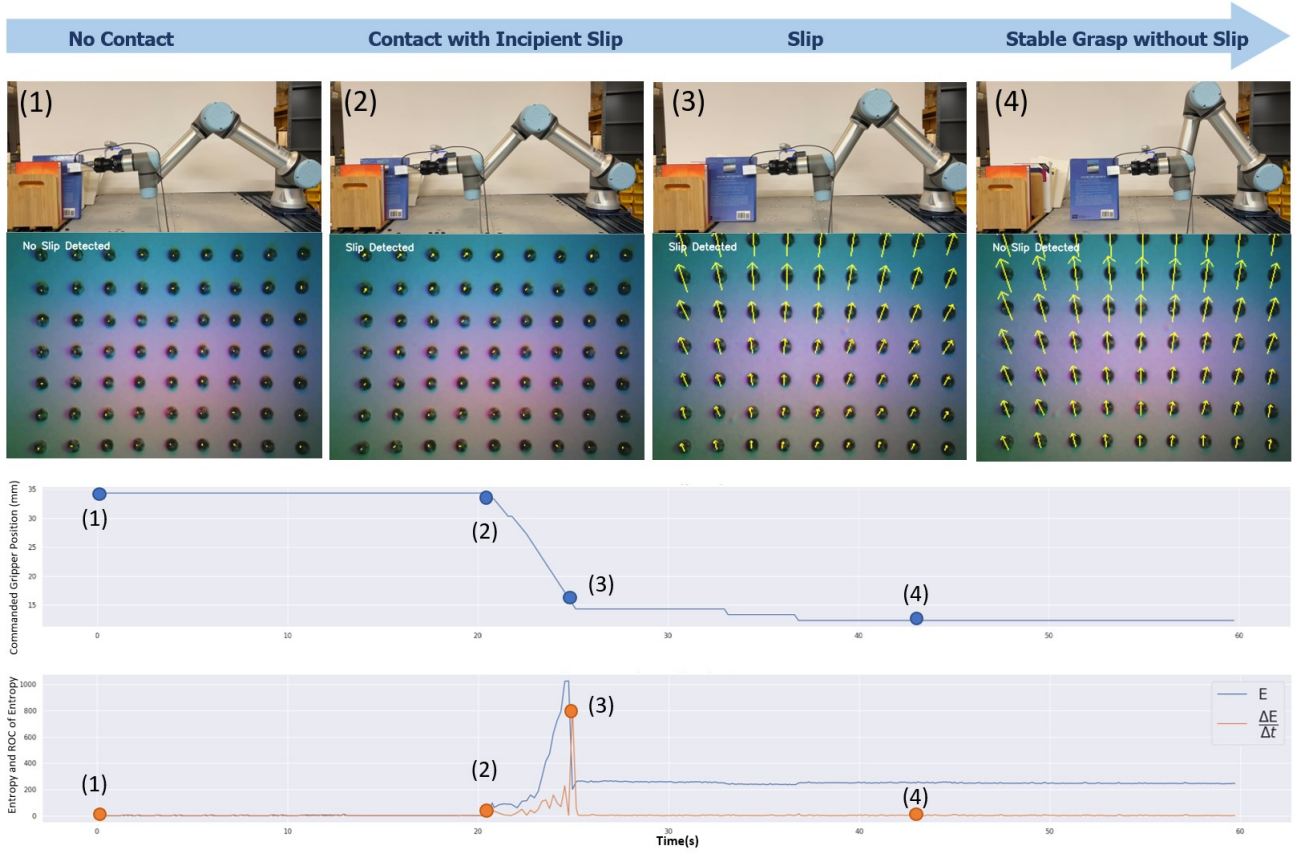


Fig. 7. A demonstration of sliding a book out of a shelf is presented, consisting of multiple stages of grasping. The initial row of images portrays the progressive grasping stages, commencing from (1) static initial grasp, advancing towards (2) an incipient slip at the start of manipulation, further to (3) an actual slip, and culminating at (4) a stable grasp. The subsequent row exhibits the data obtained from a tactile sensor and the corresponding real-time detection of slip. The third row displays the command gripper distance to forestall slippage, whereas the fourth row depicts the entropy and the rate of its alteration throughout the grasping procedure.

force is gradually reduced to release the book. With the slip detection and prevention algorithms implemented, the grasp was continuously sustained, and the manipulation task was accomplished successfully using the same set of initial grasping parameters.

The grasping stages during the book extraction task and their corresponding entropy and rate of change of entropy are denoted as (1)-(4), illustrated in Figure 7. The figure indicates that the entropy and the rate of change of entropy are almost negligible when the book is held with safe grasping parameters. However, as the manipulation process begins, the entropy and the rate of change of entropy slightly increase, indicating the need for a grip adjustment. As the manipulation process proceeds, the entropy and the rate of change of entropy continue to increase, indicating the occurrence of more slip. To prevent slip, the gripping pose is further modified until the entropy reaches a constant value and the rate of change of entropy approaches zero. It is noteworthy that the entropy value is higher at the end of the manipulation process than that at the start, which can be attributed to the dynamic forces acting on the book during the manipulation process, resulting in non-homogeneity in the marker field. Even though a firm grip is established at

the end of the manipulation process, the non-homogeneity in the marker field remains.

In conclusion, the changes in entropy and the rate of change of entropy during the book extraction task provide valuable insights into the manipulation process and the effectiveness of slip detection techniques. The experiment shows that slip detection can effectively prevent slip and enable successful manipulation tasks, as evidenced by the adjustments made to the grip during the book extraction task.

V. CONCLUSIONS AND FUTURE WORK

In this paper, we proposed a novel approach for continuous slip detection using modern optical tactile sensors. Our method employs a physics-informed, data-driven strategy that leverages the distributed contact force field, its entropy, and the rate of change of entropy extracted from tactile sensors. By monitoring incipient slip with high reliability, our approach predicts slip during object grasping tasks. Once the slip detection classifier is trained on a sufficient number of objects across different classes, it can be utilized for slip detection and prevention on previously untrained objects.

Further work can be done in the field of developing algorithms to control the slip of objects while performing

manipulation and grasping tasks. Proper slip control can significantly improve the speed and smoothness of the releasing process of an object from a grasp and subsequently placing it in specific poses and orientations. Parameters that are good indicators of slip have been identified in this paper, work can be done on how these parameters can be utilized to control the slip. Additionally, the sampling delay and sampling rate discrepancy between the tactile sensor and camera systems may result in delayed implementation of force control strategies, as observed in previous work [28], [29]. Further research can be done to improve the synchronization of the sensor data from two input sensors. Finally, it will be interesting to explore the fusion of sparsely sensed data to reconstruct a superior model for slip detection and prevention. These research avenues hold the potential for significant advancements in the field of robotic grasping and manipulation.

ACKNOWLEDGMENT

The authors would like to thank Siyuan Dong and Yu She for their expertise in using the sensor; Debra Shure and Radhen Patel for their help on obtaining the sensor. Thanks to Hui Xiao for suggestions and discussion. Our appreciation also goes to Paul Birkmeyer and Michael Wolf for their coordination and feedback along the way. This work was supported by a UW+Amazon Science Hub Gift-funded Robotic Research Project.

AUTHORS CONTRIBUTION

X. Hu and A. Venkatesh conceived of and designed the robotic system under the guidance of X. Chen. G. Zheng designed the fingertips for housing the tactile sensor. A. Venkatesh designed the pipeline for data acquisition. X. Hu designed the experiments. X. Hu and A. Venkatesh conducted the experiments. X. Hu led the writing of the manuscript. All authors contributed to the manuscript. X. Chen provided opinions and made revisions to the writing.

REFERENCES

- [1] R. Johansson and G. Westling, "Roles of glabrous skin receptors and sensorimotor memory in automatic control of precision grip when lifting rougher or more slippery objects," *Experimental Brain Research*, vol. 56, pp. 550–564, 1984.
- [2] Z. Xia, Z. Deng, B. Fang, Y. Yang, and F. Sun, "A review on sensory perception for dexterous robotic manipulation," *International Journal of Advanced Robotic Systems*, vol. 19, no. 2, MAR 2022.
- [3] J. Butterfass, M. Grebenstein, H. Liu, and G. Hirzinger, "Dlr-hand ii: next generation of a dextrous robot hand," in *Proceedings 2001 ICRA. IEEE International Conference on Robotics and Automation*, vol. 1, 2001, pp. 109–114 vol.1.
- [4] D. Tsetserukou, R. Tadakuma, H. Kajimoto, and S. Tachi, "Optical torque sensors for implementation of local impedance control of the arm of humanoid robot," in *Proceedings 2006 IEEE International Conference on Robotics and Automation*, 2006, pp. 1674–1679.
- [5] S. H. Jeong, K.-S. Kim, and S. Kim, "Designing anthropomorphic robot hand with active dual-mode twisted string actuation mechanism and tiny tension sensors," *IEEE Robotics and Automation Letters*, vol. 2, no. 3, pp. 1571–1578, 2017.
- [6] N. Wettels, V. Santos, R. Johansson, and G. Loeb, "Biomimetic tactile sensor array," *Advanced Robotics*, vol. 22, pp. 829–849, 08 2008.
- [7] V. J. S. Ravi Balasubramanian, *The Human Hand as an Inspiration for Robot Hand Development*, ser. Springer Tracts in Advanced Robotics. New York: Springer, 2014.
- [8] B. Ward-Cherrier, N. Pestell, L. Cramphorn, B. Winstone, M. E. Giannaccini, J. Rossiter, and N. F. Lepora, "The tactip family: Soft optical tactile sensors with 3d-printed biomimetic morphologies," *Soft Robotics*, vol. 5, no. 2, pp. 216–227, 2018, pMID: 29297773. [Online]. Available: <https://doi.org/10.1089/soro.2017.0052>
- [9] P. Griffla, C. Sferrazza, and R. D'Andrea, "Leveraging distributed contact force measurements for slip detection: a physics-based approach enabled by a data-driven tactile sensor," in *2022 International Conference on Robotics and Automation (ICRA)*, 2022, pp. 4826–4832.
- [10] W. Yuan, S. Dong, and E. H. Adelson, "Gelsight: High-resolution robot tactile sensors for estimating geometry and force," *Sensors*, vol. 17, no. 12, 2017. [Online]. Available: <https://www.mdpi.com/1424-8220/17/12/2762>
- [11] S. Dong, W. Yuan, and E. H. Adelson, "Improved gelsight tactile sensor for measuring geometry and slip," in *2017 IEEE/RSJ International Conference on Intelligent Robots and Systems (IROS)*, 2017, pp. 137–144.
- [12] R. Howe and M. Cutkosky, "Sensing skin acceleration for slip and texture perception," in *Proceedings, 1989 International Conference on Robotics and Automation*, 1989, pp. 145–150 vol.1.
- [13] A. Ikeda, Y. Kurita, J. Ueda, Y. Matsumoto, and T. Ogasawara, "Grip force control for an elastic finger using vision-based incipient slip feedback," in *2004 IEEE/RSJ International Conference on Intelligent Robots and Systems (IROS) (IEEE Cat. No.04CH37566)*, vol. 1, 2004, pp. 810–815 vol.1.
- [14] A. Maldonado, H. Alvarez, and M. Beetz, "Improving robot manipulation through fingertip perception," in *2012 IEEE/RSJ International Conference on Intelligent Robots and Systems*, 2012, pp. 2947–2954.
- [15] F. Veiga, H. van Hoof, J. Peters, and T. Hermans, "Stabilizing novel objects by learning to predict tactile slip," in *2015 IEEE/RSJ International Conference on Intelligent Robots and Systems (IROS)*, 2015, pp. 5065–5072.
- [16] F. Veiga, B. Edin, and J. Peters, "Grip stabilization through independent finger tactile feedback control," *Sensors*, vol. 20, no. 6, 2020. [Online]. Available: <https://www.mdpi.com/1424-8220/20/6/1748>
- [17] J. W. James, N. Pestell, and N. F. Lepora, "Slip detection with a biomimetic tactile sensor," *IEEE Robotics and Automation Letters*, vol. 3, no. 4, pp. 3340–3346, 2018.
- [18] J. W. James and N. F. Lepora, "Slip detection for grasp stabilization with a multifingered tactile robot hand," *IEEE Transactions on Robotics*, vol. 37, no. 2, pp. 506–519, 2021.
- [19] S. Dong, D. Ma, E. Donlon, and A. Rodriguez, "Maintaining grasps within slipping bounds by monitoring incipient slip," in *2019 International Conference on Robotics and Automation (ICRA)*, 2019, pp. 3818–3824.
- [20] J. Li, S. Dong, and E. H. Adelson, "Slip detection with combined tactile and visual information," *2018 IEEE International Conference on Robotics and Automation (ICRA)*, pp. 7772–7777, 2018.
- [21] E. Judd, B. Aksoy, K. M. Digumarti, H. Shea, and D. Floreano, "Slip anticipation for grasping deformable objects using a soft force sensor," in *2022 IEEE/RSJ International Conference on Intelligent Robots and Systems (IROS)*, 2022, pp. 10 003–10 008.
- [22] S. W. Y. She, A. R. S. Dong, N. Sunil, and E. Adelson, "Cable manipulation with a tactile-reactive gripper," in *Robotics: Science and Systems (RSS)*, 2020.
- [23] W. Yuan, R. Li, M. A. Srinivasan, and E. H. Adelson, "Measurement of shear and slip with a gelsight tactile sensor," in *2015 IEEE International Conference on Robotics and Automation (ICRA)*, 2015, pp. 304–311.
- [24] D. R. Cox, "The regression analysis of binary sequences," *Journal of the Royal Statistical Society. Series B (Methodological)*, vol. 20, no. 2, pp. 215–242, 1958. [Online]. Available: <http://www.jstor.org/stable/2983890>
- [25] C. Cortes and V. Vapnik, "Support-vector networks," *Machine Learning*, vol. 20, no. 3, pp. 273–297, 1995.
- [26] T. Cover and P. Hart, "Nearest neighbor pattern classification," *IEEE Transactions on Information Theory*, vol. 13, no. 1, pp. 21–27, 1967.
- [27] L. Breiman, "Random forests," *Machine Learning*, vol. 45, no. 1, pp. 5–32, 2001.
- [28] H. Xiao and X. Chen, "Robotic target following with slow and delayed visual feedback," *International Journal of Intelligent Robotics and Applications*, vol. 4, no. 4, pp. 378–389, 2020.

- [29] H. Xiao, Y. Bar-Shalom, and X. Chen, "A collaborative sensing and model-based real-time recovery of fast data flows from sparse measurements," *IEEE Transactions on Industrial Electronics*, vol. 67, no. 8, pp. 6806–6814, 2020.