

Has the Virtualization of the Face Changed Facial Perception? A Study of the Impact of Augmented Reality on Facial Perception

LOUISA CONWILL, University of Notre Dame, USA

SAMUEL E. ANTHONY, Independent Researcher, USA

WALTER J. SCHEIRER, University of Notre Dame, USA

Augmented reality and other photo editing filters are popular methods used to modify images, especially images of faces, posted online. Considering the important role of human facial perception in social communication, how does exposure to an increasing number of modified faces online affect human facial perception? In this paper we present the results of six surveys designed to measure familiarity with different styles of facial filters, perceived strangeness of faces edited with different facial filters, and ability to discern whether images are filtered or not. Our results indicate that faces filtered with photo editing filters that change the image color tones, modify facial structure, or add facial beautification tend to be perceived similarly to unmodified faces; however, faces filtered with augmented reality filters (*i.e.*, filters that overlay digital objects) are perceived differently from unmodified faces. We also found that responses differed based on different survey question phrasings, indicating that the shift in facial perception due to the prevalence of filtered images is noisy to detect. A better understanding of shifts in facial perception caused by facial filters will help us build online spaces more responsibly and could inform the training of more accurate and equitable facial recognition models, especially those trained with human psychophysical annotations.

CCS Concepts: • **Human-centered computing** → **Empirical studies in HCI**; • **Computing methodologies** → *Biometrics*.

Additional Key Words and Phrases: Augmented Reality, Computer Vision, Psychology, Visual Psychophysics

ACM Reference Format:

Louisa Conwill, Samuel E. Anthony, and Walter J. Scheirer. 2023. Has the Virtualization of the Face Changed Facial Perception? A Study of the Impact of Augmented Reality on Facial Perception. 1, 1 (March 2023), 17 pages. <https://doi.org/XXXXXXX.XXXXXXX>

1 INTRODUCTION

Facial perception is one of the most sophisticated human visual skills [13]. In addition to identifying individuals, the brain's facial recognition abilities allow us to deduce “a wealth of information that facilitates social communication [13].” One's particular facial traits affect how they are perceived [24]. The judgments made from facial appearance, even if not accurate, have powerful social impacts ranging from electoral success [32] [1] [22] to sentencing decisions [5] [6].

Today's computer vision technologies allow us to modify the way our faces look online. While some photo editing tools have users make edits by hand, other such tools use Augmented Reality (AR) filters that overlay virtual content onto the image stream of a smartphone camera. Popular modifications include changing the color tones of the image, changing the appearance of skin texture or facial structure, applying virtual cosmetics [31], or transforming oneself

Authors' addresses: Louisa Conwill, lconwill@nd.edu, University of Notre Dame, 384 Fitzpatrick Hall, Notre Dame, Indiana, USA, 46556; Samuel E. Anthony, sam.e.anthony@gmail.com, Independent Researcher, USA; Walter J. Scheirer, University of Notre Dame, 384 Fitzpatrick Hall, Notre Dame, Indiana, USA, 46556, wscheire@nd.edu.

Permission to make digital or hard copies of all or part of this work for personal or classroom use is granted without fee provided that copies are not made or distributed for profit or commercial advantage and that copies bear this notice and the full citation on the first page. Copyrights for components of this work owned by others than ACM must be honored. Abstracting with credit is permitted. To copy otherwise, or republish, to post on servers or to redistribute to lists, requires prior specific permission and/or a fee. Request permissions from permissions@acm.org.

© 2023 Association for Computing Machinery.

Manuscript submitted to ACM

Manuscript submitted to ACM

1

into the likeness of something completely different, like Darth Vader or a puppy. Filtered photos now drive a significant amount of engagement on social media [21] and 90% of women have used such filters [12].

In 2015, Snapchat was the first social media application to incorporate AR filters into their platform. Now, an increasing number of social media platforms including Instagram and TikTok offer AR filters to their users. Beautification filters in particular are so widespread that both the video conferencing application Zoom and the Chinese mobile payment application Alipay allow users to view and present their faces through beauty filters [31] [27] [25].

With the advent of facial editing on the Internet, how does this affect how we perceive human faces in general? One way humans determine facial attractiveness is based on what looks average to them, and according to Rhodes et al. [28] “exposure to systematically distorted faces produces corresponding changes in what looks average and what looks attractive.” Is online facial editing and the use of augmented reality filters changing what looks normal to us? As apps like Zoom that filter our faces in a real-time stream rather than just for a snapshot become more ubiquitous, will this negatively or positively affect the social perceptions we draw from facial features?

The trend of sharing modified images has already garnered media attention for its association with negative body image. Posting edited selfies is associated with lower self-esteem and body dysmorphia [7] [31] [8]. In extreme cases, body dysmorphia from beauty filter usage has pushed people towards plastic surgery [16]. However, some AR filter users experience positive effects from sharing filtered images. These positive effects include overcoming shyness, mood improvement, and more free self-expression [27] [29].

As the tech industry moves towards *metaverse* experiences, AR usage could become increasingly widespread. A better understanding of our perception of augmented images will help us both better care for the mental health of current AR users and build the metaverse responsibly. In addition to these applications in Human-Computer Interaction, a better understanding of how we perceive filtered faces could also impact the field of human biometrics. Automatic facial recognition systems do not perform well if faces are edited with facial filters [14] [15]. Given that human psychophysical annotations can be used to improve machine learning models [30], a better understanding of human perception of filtered faces may help improve biometric systems that process faces that have been filtered. An example of such a system is a virtual assistant that interacts with people whose faces have been augmented in real-time in a virtual environment, similar to how they are augmented in real-time through Zoom or Alipay today.

This paper presents a first step towards understanding how filtered faces are perceived. In this study, we aim to determine if the conditioning from repeatedly viewing modified faces on the Internet has implications by proposing the following overarching research question: *is the conditioning from seeing filtered faces online causing us to view filtered faces as normal, or is it changing our perception of human faces in some other way?*

To better answer this overarching research question, we break it into three sub-questions. Our key sub-question is: **RQ1:** Do filtered faces look normal or strange to people? Does this vary by which filter is used?

Responses to this question could be influenced by familiarity with that style of photo editing filter and ability to tell that a filter has been applied. Thus, we additionally consider the following two sub-questions:

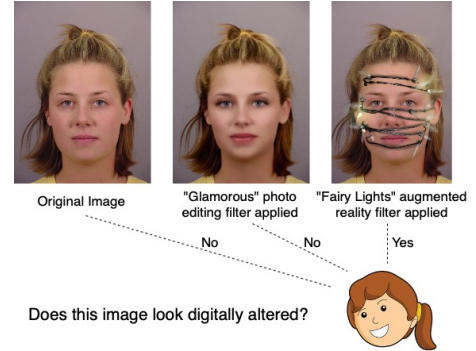


Fig. 1. In our study, we sought to understand if a shift in human facial perception has occurred due to repeated exposure to filtered faces online. We asked participants to evaluate images of faces with different facial filters applied. In different surveys, we asked participants (1) if the styles of these images are familiar, (2) if the images look strange, and (3) if the images look digitally altered (the question depicted above).

RQ2: Do the different styles of facial filters look familiar to people?

RQ3: Can people tell that filtered images are digitally altered in the first place?

In this paper, we present the results of six surveys: for each of the research questions above, we conducted one two-alternative forced choice survey and one Likert scale survey.

2 RELATED WORK

Recent literature has called for the exploration of how the *new integrated self* (i.e., any person integrated with a technological interface) has an effect on self-perception [23]. Theories of how external entities affect our sense of self predate the ubiquity of augmented reality. In 1988, Russell Belk proposed the *extended self*: a concept that something external to ourselves — our possessions — can contribute strongly to our identities [2]. In 2013 Belk updated the idea of the extended self to incorporate the digital world [3]. Building on the idea of the extended self is the concept of the *virtual self*: “the technology mediated self simulated in virtual environments” [19]. Some people have a stronger self-connection with virtual avatars that represent their ideal self than with avatars that represent their actual self [19], and digital self-representations can even have an effect on our behavior — a phenomenon called the *Proteus Effect* [33].

Studies indicate that AR has the power to change self-perception, giving rise to an *augmented self*. One study found that viewing oneself with AR makeup overlaid on one’s face can increase self-esteem and the connection to consumer products being marketed through an AR filter [18]. In some cases, AR may only change the perception of self when the user is dissatisfied with their appearance [34]. In other cases, high self-esteem individuals may perceive but resist the *augmented self* because it increases the gap between their ideal attractiveness and actual attractiveness, while low self-esteem individuals may welcome the augmented self [17]. While the aforementioned studies were framed in the context of consumer marketing, a journalist for the MIT Technology Review also found that in some cases, a user of AR beauty filters may identify with the version of themselves seen through a filter more than with the real-life version of themselves [29]. This finding hints at the general-applicability of these studies outside of the consumer marketing field.

Studies on the perception of our own faces can provide insight into the emergence of the augmented self as well. A psychological study on self-face perception found that people had trouble discriminating between an unmodified picture of their face and a picture of their face with smaller features. Additionally, around a quarter of the study participants preferred pictures of themselves with larger eyes and around half of the participants preferred pictures of themselves with smaller noses [9]. Taken together this could indicate that users of AR filters may have trouble distinguishing real photos of themselves from photos where their facial features are modified to a preferred size.

Another study of self-face perception looked at the perception of personality, intelligence, emotion and appeal from facial traits in both unmodified faces and faces modified with AR. Contrary to the previous study’s findings, these researchers found that participants thought they looked significantly different with filters than without [11], even when the change to their face was minor. However, they also found that facial feature modification changed users’ perceptions of the personality traits their modified faces conveyed [11].

The more human-like a virtual face is, the more we assess personality traits from the face the same way we would in a human face. However, in less realistic-looking faces, we may assess different personality traits from particular facial features than we would if that same feature was on a human face. For example, with real human faces, wide faces are viewed as more aggressive and dominant. However, with virtual faces, narrow faces are viewed as more aggressive and dominant [10]. If the less realistic a face looks the more likely it is to be perceived differently from how real faces are perceived, how are faces that are edited but not totally unrealistic perceived?




Fig. 2. The PortraitPro Studio Max (left) and DeepAR (right) filters used in our dataset

In summary, viewing oneself through an augmented reality filter may lead to identifying with the filtered version of oneself, or the *augmented self*. The way we perceive realistic faces is different from the way we perceive unrealistic or virtual faces. In addition to this literature on augmented reality, other recent literature calls for the exploration of how AR affects the user’s relationship with the physical world [20]. In this study, we aim to explore if the conditioning from seeing edited or augmented reality faces on the Internet over and over again has implications — have these augmented faces become our new normal?

3 METHODS

We created six IRB approved surveys to better understand how people perceive filtered images. Details for them follow.

Image Dataset. We created a dataset of filtered images and their original, unfiltered counterparts. 485 images of faces of unique subjects were selected from a dataset of face images taken at the University of Notre Dame in 2002 [26]. All images were taken indoors and the subjects were instructed to have a blank stare expression. The images were captured with a Canon PowerShot G2 camera.

We filtered each of these 485 images with various photo editing and augmented reality filters. For the basic photo editing filters we used the PortraitPro Studio Max photo editing software, and included both filters that modified the shape of the facial features or overlaid makeup to the faces, and filters that changed the color tones of the entire image (e.g., black and white or sepia filters). All of the PortraitPro Studio Max filters used can be seen in Figure 2. The augmented reality filters applied were from the DeepAR free filter pack and were applied to the images using a program we wrote using the DeepAR SDK. All of the DeepAR filters used can also be seen in Figure 2.

Survey Questions. We wanted to know if filtered images looked normal or strange to the survey participants. However, we also wanted to know if the filtered images looked strange to the survey participants because they had never seen an image with that filter before, or because the filtered image is inherently strange looking, even if the filter is familiar to them. Additionally, because some of the filters produce realistic-looking images, do survey participants even realize they are looking at a filtered image? We explored these questions with the following two-alternative forced choice and Likert scale phrasings:

- Are you familiar with this style of image? Response options: *Yes, No*
- Does this image look strange? Response options: *Yes, No*
- Does the image of this person look digitally altered? Response options: *Yes, No*

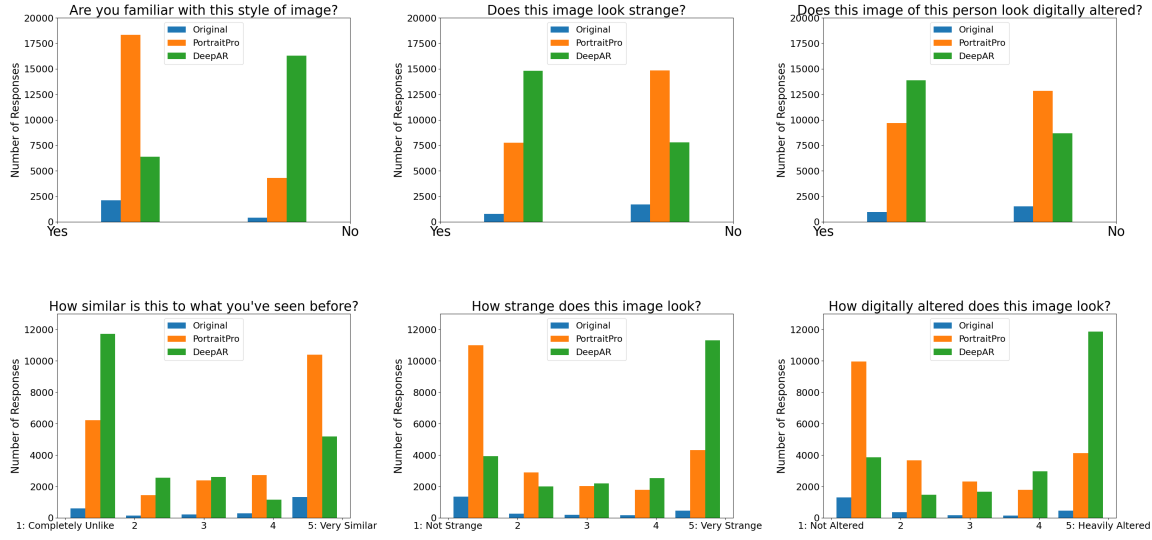


Fig. 3. Results of the six surveys by filter type. There were 485 original images, 4365 images filtered with PortraitPro, and 4365 images filtered with DeepAR. The original and PortraitPro-filtered images were generally familiar to the respondents, whereas the DeepAR-filtered images were not. Respondents found that the DeepAR images looked more strange more often than the PortraitPro or original images did. Although many PortraitPro images were thought to be digitally altered, the DeepAR images were more frequently identified as digitally altered, especially on the Likert survey.

- On a scale of 1 to 5, how similar is this style of image to what you’ve seen before? 1: This is completely unlike any style of photo I’ve seen before. 5: This is very similar to styles of photos I’ve seen before
- On a scale of 1 to 5, how strange does this image look? 1: Not strange at all. 5: Very strange
- On a scale of 1 to 5, how digitally altered does the image of this person look? 1: Not digitally altered at all. 5: Heavily digitally altered

This style of survey is inspired by the facial retouching detection survey performed by Bharati et al. [4]. However, our surveys featured two-alternative forced choice questions in addition to Likert scale questions, asked about more than just facial editing detection, and were not hosted in person (see “Survey Logistics” below).

Survey Logistics. The surveys were hosted on Amazon Mechanical Turk, and each survey asked only one of the above questions. Each survey participant was asked to answer that survey’s question for a random selection of 100 images from the dataset. The survey took approximately 10 minutes to complete and participants were compensated 1 USD. Participants were limited to taking only one of the six surveys. Enough participants were recruited for each survey such that each image was seen at least 5 times — due to the size of our dataset, this meant that at least 461 participants were required per survey. However, we over-recruited participants to different extents for each survey, leading to the following number of participants per survey: 517 for *Are you familiar with this style of image?*, 477 for *Does this image look strange?*, 479 for *Does the image of this person look digitally altered?*, 503 for *How similar is this style of image to what you’ve seen before?*, 464 for *How strange does this image look?*, and 465 for *How digitally altered does the image of this person look?* Users responded to the survey by pressing the ‘F’ key on their keyboard for yes and the ‘J’ key for no in the case of the two alternative forced choice surveys, and by pressing a number from ‘1’ to ‘5’ on their keyboard for the Likert surveys. Each survey contained 5 control questions interspersed amongst the other survey questions in which the users were asked to hit the letter ‘A’ on their keyboard. The control questions were meant to

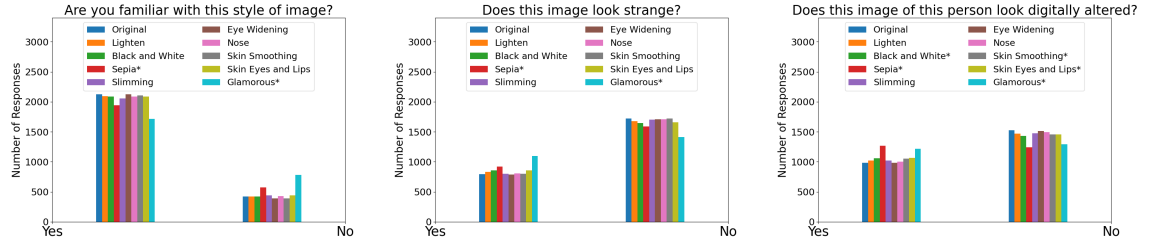


Fig. 4. PortraitPro vs. Original results for the three two-alternative forced choice surveys, broken down by filter. All PortraitPro filters produce similar results to each other and to the original images. Filters that elicited results significantly different from the original results on a Chi-squared test are indicated with an asterisk ($p < 0.5$).

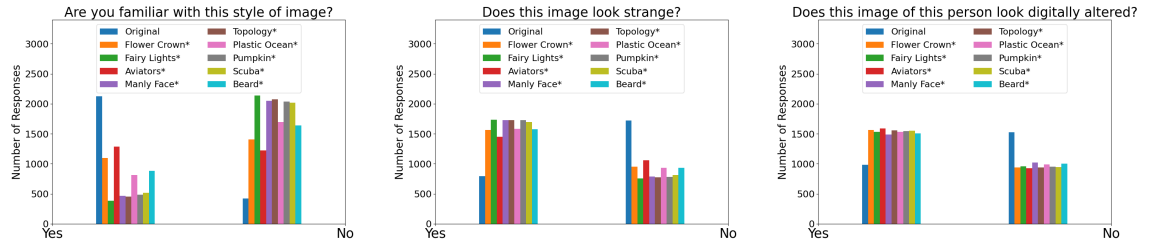


Fig. 5. DeepAR vs. Original results for the three two-alternative forced choice surveys, broken down by filter. Filters that elicited results significantly different from the original results are indicated with an asterisk ($p < 0.5$). All DeepAR filters elicited significantly different results on all surveys.

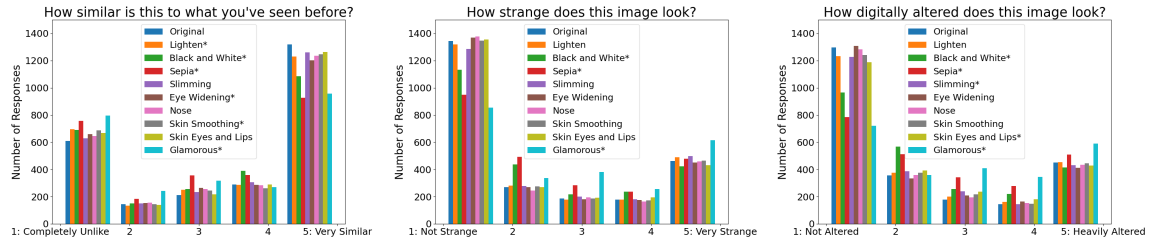


Fig. 6. PortraitPro vs. Original results for the three Likert surveys, broken down by filter. While all of the PortraitPro filters produced similar results to the original images, there is more variation in responses with the Likert versions of the surveys, and more filters that elicited responses significantly different from the responses to the original images. Filters that elicited results significantly different from the original results on a Chi-squared test are indicated with an asterisk ($p < 0.5$).

catch users who repetitively hit keys to submit answers without paying attention to the questions. Participants had to pass 3 of the 5 control questions in order to receive compensation and for their survey responses to be accepted. Demographic data regarding age, gender identity, and social media usage was collected from the participants.

4 RESULTS

For each survey, we examined the results for the original images, PortraitPro-filtered images, and DeepAR-filtered images. Results are visualized by the histograms in Figures 3-7. Additionally, for each survey we performed Chi-squared tests comparing the distributions of responses from the original images and filtered images, by filter.

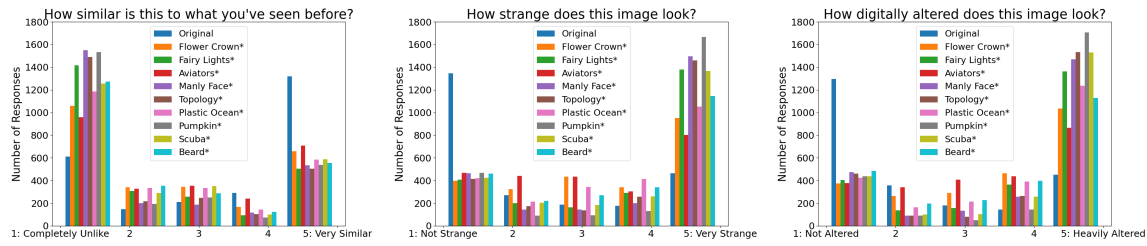


Fig. 7. DeepAR vs. Original results for the three Likert surveys, broken down by filter. While there is variation in the responses to the different filters on each survey, every DeepAR filter elicited responses that were significantly different from the responses to the original images on a Chi-squared test. Significant difference is indicated by an asterisk ($p < 0.5$).

The number of each response (e.g. number of ‘yes’ and ‘no’ responses) recorded per filter type and per survey, as well as full results of the Chi-squared tests can be found in the Appendix. Although demographic data was collected from the participants, it did not provide any meaningful results and is omitted for brevity.

Are you familiar with this style of image? Results. More people responded that the style of image was familiar to them for the original and PortraitPro filtered images. For the DeepAR filtered images, more people responded that they were not familiar with that style of image. Broken down by filter for PortraitPro, all PortraitPro filters had more ‘yes’ responses than ‘no’ responses. Broken down by filter, while most of the DeepAR filters had more ‘no’ responses than ‘yes’ responses, the Aviators filter had slightly more ‘yes’ responses than ‘no’ responses. One other filter, Flower Crown, had more ‘no’ responses than ‘yes’ responses but the numbers of ‘yes’ and ‘no’ responses were close. All other DeepAR filters had many more ‘no’ responses than ‘yes’ responses. For every DeepAR filter, the distribution of responses to images with that filter was significantly different ($p < 0.05$) than the distribution of responses to the original images. Only two of the PortraitPro filters’ (Glamorous and Sepia) responses were found to be significantly different to the original images’ responses. Compared to the other PortraitPro filters, Glamorous and Sepia had fewer ‘yes’ responses and more ‘no’ responses; however they still both had more ‘yes’ responses than ‘no’ responses.

Does this image look strange? Results. Both the original images and PortraitPro filtered images had more ‘no’ responses than ‘yes’ responses. The DeepAR filtered images had the opposite. All of the DeepAR filters elicited responses that were significantly different ($p < 0.05$) than the distribution of responses to the original images. The Sepia and Glamorous PortraitPro filters elicited responses that were significantly different from the original responses; however, these two filters still had more ‘no’ than ‘yes’ responses.

Does this image look digitally altered? Results. The original images and the aggregate PortraitPro and DeepAR filtered images all had 39.1%, 43.0%, and 61.5% yes responses, respectively, and 60.8%, 57.0%, and 38.5% no responses, respectively. All DeepAR filters elicited responses that were significantly different ($p < 0.05$) from the responses to the original images. The PortraitPro filters Black and White, Sepia, Skin Smoothing, Skin Eyes and Lips, and Glamorous all elicited responses that were significantly different from the responses to the original images. Sepia and Glamorous were especially different from the original images, with 50.5% and 48.5% ‘yes’ responses and 49.5% and 51.5% ‘no’ responses, respectively.

How familiar does this style of image look? Results. The original and PortraitPro aggregated responses followed a similar distribution of around 23-26% ‘1’, around 5-6% ‘2’, 8-10% ‘3’, around 11% ‘4’, and around 45-50% ‘5’. The DeepAR responses had a similar distribution of responses in the opposite order: 50% ‘1’, 11% ‘2’, 11% ‘3’, 5% ‘4’, and 22% ‘5’. All of the DeepAR filters except Aviators followed a similar distribution to the other DeepAR responses. The Aviators filter still had more ‘1’ than ‘5’ responses but there was a smaller difference between the number of ‘1’ and ‘5’ responses.

The PortraitPro filters all had 24-30% '1', 5-7% '2', 9-14% '3', 11-15% '4', and 35-49% '5'. All of the DeepAR filters were found to have response distributions significantly different ($p < 0.05$) from the response distribution of the original images. The PortraitPro filters Lighten, Eye Widening, Black and White, Glamorous, Skin Smoothing, and Sepia also had significantly different response distributions to the responses to the original images. The PortraitPro filters Slimming, Skin Eyes and Lips, and Nose did not produce responses that were significantly different from the original responses.

How strange does this image look? Results. The original image responses were 55% '1', 11% '2', 8% '3', 7% '4', and 19% '5'. The PortraitPro image responses were around 50% '1', 13% '2', 9% '3', 8% '4' and 20% '5'. The DeepAR responses again followed an inverted distribution to the others: 18% '1', 9% '2', 10% '3', 12% '4', and 51% '5'. All the PortraitPro subfilters followed similar distributions of responses to each other, with the exception of Black and White, Sepia, and Glamorous, which had fewer '1' responses and more '2', '3', '4', and '5' responses than the other filters. These three filters were the only PortraitPro filters that produced responses significantly different from the original responses. Every DeepAR subfilter had fewer '1' responses and more '5' responses compared to the original images' responses. Aviators, Flower Crown, Plastic Ocean, and Beard had the fewest '5' responses of the DeepAR filters. All of the DeepAR filters produced responses that were significantly different ($p < 0.05$) from the original responses.

How digitally altered does this image look? Results. The original and PortraitPro filtered images had 45-53% '1' responses, 14-15% '2' responses, 6-11% '3', and '4' responses, and 18% '5' responses. The DeepAR filtered images had the opposite distribution, with 17% '1' responses, 6-7% '2' and '3' responses, 13% '4' responses, and 54% '5' responses. Of the PortraitPro filters, Black and White, Glamorous, and Sepia had the fewest responses of "not digitally altered at all." These three filters had a similar number of responses of "heavily digitally altered" to the other filters, but had more '2', '3', and '4' responses. All of the DeepAR filters and the PortraitPro filters Slimming, Black and White, Glamorous, Skin Eyes and Lips, and Sepia produced responses that were significantly different from the original responses.

5 DISCUSSION AND CONCLUSIONS

For all surveys, the PortraitPro filtered images follow a similar pattern of responses to the original images, whereas the DeepAR filtered images do not. In some cases the DeepAR responses follow an almost inverted distribution from the distribution of original and PortraitPro responses. Many PortraitPro filters did not elicit significantly different responses from the original images, and even in the cases of significant difference the PortraitPro responses follow the same general trend as the original responses. In most cases, all DeepAR filters elicited significantly different responses from the original images. This indicates that there has likely been a shift in facial perception due to the prevalence of filtered images: images filtered with color-changing, facial structure-changing, or other beautification filters are perceived similarly to unmodified images. However, images filtered with AR filters are not.

For both the strangeness and digital alteration surveys, responses were sometimes slightly inconsistent across the two-alternative forced choice and Likert versions. In the familiarity two-alternative forced choice survey, the gap in the number of 'yes' and 'no' responses for all filter types was larger than the gap in '1' and '5' responses in the corresponding Likert survey. In the other two surveys, the gap in the number of 'yes' and 'no' responses for all filter types was smaller than the gap in '1' and '5' responses in the corresponding Likert surveys. These results indicate that the shift in facial perception due to filtered images can be noisy to detect. We note that while the two-alternative forced choice and Likert results are slightly inconsistent with each other, the original and PortraitPro responses consistently follow a similar distribution across the two surveys and the DeepAR responses consistently follow an opposite distribution from the original and PortraitPro responses. This indicates that even though the responses are not what we would expect on the

two-alternative forced choice survey, respondents are still responding to PortraitPro images in a similar way that they respond to original images, and they are responding differently to DeepAR images.

Conclusion. We conclude that a shift in facial perception has occurred: images with photo editing filters are perceived similarly to unmodified images. Images filtered with AR filters are not perceived in the same way as unmodified images. However, detecting this shift in facial perception can be noisy, as evidenced by conflicting answers from different phrasings of the same question. Future work should continue to develop the survey questions to better detect this shift.

REFERENCES

- [1] Charles C Ballew and Alexander Todorov. 2007. Predicting political elections from rapid and unreflective face judgments. *Proceedings of the National Academy of Sciences* 104, 46 (2007), 17948–17953.
- [2] Russell W Belk. 1988. Possessions and the extended self. *Journal of consumer research* 15, 2 (1988), 139–168.
- [3] Russell W Belk. 2013. Extended self in a digital world. *Journal of consumer research* 40, 3 (2013), 477–500.
- [4] Aparna Bharati, Emma Connors, Mayank Vatsa, Richa Singh, and Kevin Bowyer. 2022. In-group and Out-group Performance Bias in Facial Retouching Detection. In *2022 IEEE International Joint Conference on Biometrics (IJCB)*. IEEE.
- [5] Irene V Blair, Charles M Judd, and Kristine M Chapleau. 2004. The influence of Afrocentric facial features in criminal sentencing. *Psychological science* 15, 10 (2004), 674–679.
- [6] Jennifer L Eberhardt, Paul G Davies, Valerie J Purdie-Vaughns, and Sheri Lynn Johnson. 2006. Looking deathworthy: Perceived stereotypicality of Black defendants predicts capital-sentencing outcomes. *Psychological science* 17, 5 (2006), 383–386.
- [7] Janella Eshiet. 2020. “REAL ME VERSUS SOCIAL MEDIA ME:” FILTERS, SNAPCHAT DYSMORPHIA, AND BEAUTY PERCEPTIONS AMONG YOUNG WOMEN. (2020).
- [8] Fernando Fastoso, Héctor González-Jiménez, and Teresa Cometto. 2021. Mirror, mirror on my phone: Drivers and consequences of selfie editing. *Journal of Business Research* 133 (2021), 365–375.
- [9] Fatima M Felisberti and Kristina Musholt. 2014. Self-face perception: Individual differences and discrepancies associated with mental self-face representation, attractiveness and self-esteem. *Psychology & Neuroscience* 7, 2 (2014), 65–72.
- [10] Ylva Ferstl and Rachel McDonnell. 2018. A perceptual study on the manipulation of facial features for trait portrayal in virtual agents. In *Proceedings of the 18th International Conference on Intelligent Virtual Agents*. ACM, 281–288. <https://doi.org/10.1145/3267851.3267891>
- [11] Rebecca Fribourg, Etienne Peillard, and Rachel McDonnell. 2021. Mirror, Mirror on My Phone: Investigating Dimensions of Self-Face Perception Induced by Augmented Reality Filters. In *2021 IEEE International Symposium on Mixed and Augmented Reality (ISMAR)*. 470–478. <https://doi.org/10.1109/ISMAR52148.2021.00064>
- [12] R Gill. 2021. Changing the perfect picture: Smartphones, social media and appearance pressures. *City, University of London* (2021).
- [13] James V Haxby, Elizabeth A Hoffman, and M Ida Gobbini. 2000. The distributed human neural system for face perception. *Trends in cognitive sciences* 4, 6 (2000), 223–233.
- [14] Pontus Hedman, Vasilios Skepetzis, Kevin Hernandez-Diaz, Josef Bigun, and Fernando Alonso-Fernandez. 2022. On the effect of selfie beautification filters on face detection and recognition. *Pattern Recognition Letters* 163 (2022), 104–111.
- [15] Nelida Mirabet Herranz, Chiara Galdi, and Jean-Luc Dugelay. 2022. Impact of Digital Face Beautification in Biometrics. In *2022 10th European Workshop on Visual Information Processing (EUVIP)*. IEEE, 1–6.
- [16] Elle Hunt. 2019. Faking it: How selfie dysmorphia is driving people to seek surgery. <https://www.theguardian.com/lifeandstyle/2019/jan/23/faking-it-how-selfie-dysmorphia-is-driving-people-to-seek-surgery>
- [17] Ana Javornik, Ben Marder, Marta Pizzetti, and Luk Warlop. 2021. Augmented self-The effects of virtual face augmentation on consumers’ self-concept. *Journal of Business research* 130 (2021), 170–187.
- [18] Ana Javornik and Marta Pizzetti. 2017. Mirror Mirror on the Wall, Who Is Real of Them All?-the Role of Augmented Self, Expertise and Personalisation in the Experience With Augmented Reality Mirror. *ACR North American Advances* (2017).
- [19] Seung-A Annie Jin. 2012. The virtual malleable self and the virtual identity discrepancy model: Investigative frameworks for virtual possible selves and others in avatar-based identity construction and social interaction. *Computers in Human Behavior* 28, 6 (2012), 2160–2168.
- [20] Asif A Laghari, Awais K Jumani, Kamlesh Kumar, and M Ameen Chhajro. 2021. Systematic Analysis of Virtual Reality & Augmented Reality. *International Journal of Information Engineering & Electronic Business* 13, 1 (2021).
- [21] Christine Lavrence and Carolina Cambre. 2020. “Do I Look Like My Selfie?”: Filters and the Digital-Forensic Gaze. *Social Media+ Society* 6, 4 (2020), 2056305120955182.
- [22] Anthony C Little, Robert P Burriss, Benedict C Jones, and S Craig Roberts. 2007. Facial appearance affects voting decisions. *Evolution and Human Behavior* 28, 1 (2007), 18–27.
- [23] Florian Floyd Mueller, Pedro Lopes, Paul Strohmeier, Wendy Ju, Caitlyn Seim, Martin Weigel, Suranga Nanayakkara, Marianna Obrist, Zhuying Li, Joseph Delfa, et al. 2020. Next steps for human-computer integration. In *Proceedings of the 2020 CHI Conference on Human Factors in Computing Systems*. 1–15.

- [24] Nikolaas N Oosterhof and Alexander Todorov. 2008. The functional basis of face evaluation. *Proceedings of the National Academy of Sciences* 105, 32 (2008), 11087–11092.
- [25] Altman Yuzhu Peng. 2020. Alipay adds “beauty filters” to face-scan payments: a form of patriarchal control over women’s bodies. *Feminist Media Studies* 20, 4 (2020), 582–585.
- [26] P Jonathon Phillips, Patrick J Flynn, Todd Scruggs, Kevin W Bowyer, Jin Chang, Kevin Hoffman, Joe Marques, Jaesik Min, and William Worek. 2005. Overview of the face recognition grand challenge. In *2005 IEEE computer society conference on computer vision and pattern recognition (CVPR’05)*, Vol. 1. IEEE, 947–954.
- [27] Laura Pitcher, De Elizabeth, and Tatum Dooley. 2020. Instagram filters are changing the way we think about makeup. <https://www.teenvogue.com/story/instagram-filters-makeup>
- [28] Gillian Rhodes, Linda Jeffery, Tamara L Watson, Colin WG Clifford, and Ken Nakayama. 2003. Fitting the mind to the world: Face adaptation and attractiveness aftereffects. *Psychological science* 14, 6 (2003), 558–566.
- [29] Tate Ryan-Mosley. 2021. Beauty filters are changing the way young girls see themselves. <https://www.technologyreview.com/2021/04/02/1021635/beauty-filters-young-girls-augmented-reality-social-media/>
- [30] Walter J Scheirer, Samuel E Anthony, Ken Nakayama, and David D Cox. 2014. Perceptual annotation: Measuring human vision to improve computer vision. *IEEE transactions on pattern analysis and machine intelligence* 36, 8 (2014), 1679–1686.
- [31] Esther Shein. 2021. Filtering for beauty. *Commun. ACM* 64, 11 (Nov 2021), 17–19. <https://doi.org/10.1145/3484997>
- [32] Alexander Todorov, Anesu N Mandisodza, Amir Goren, and Crystal C Hall. 2005. Inferences of competence from faces predict election outcomes. *Science* 308, 5728 (2005), 1623–1626.
- [33] Nick Yee and Jeremy Bailenson. 2007. The Proteus effect: The effect of transformed self-representation on behavior. *Human communication research* 33, 3 (2007), 271–290.
- [34] Mark Yi-Cheon Yim and Sun-Young Park. 2019. “I am not satisfied with my body, so I like augmented reality (AR)”: Consumer responses to AR-based product presentations. *Journal of Business Research* 100 (Jul 2019), 581–589. <https://doi.org/10.1016/j.jbusres.2018.10.041>

A FULL SURVEY RESULTS

In this section we provide the number of each type of response to each survey, broken down by filter.

A.1 Are you familiar with this style of image? Results

Original: Yes: $n = 2125$, No: $n = 422$
 PortraitPro: Yes: $n = 18312$, No: $n = 4293$
 DeepAR: Yes: $n = 6385$, No: $n = 16288$
 Flower Crown: Yes: $n = 1097$, No: $n = 1406$
 Fairy Lights: Yes: $n = 386$, No: $n = 2140$
 Aviators: Yes: $n = 1284$, No: $n = 1223$
 Manly Face: Yes: $n = 465$, No: $n = 2048$
 Topology: Yes: $n = 453$, No: $n = 2078$
 Plastic Ocean: Yes: $n = 815$, No: $n = 1696$
 Pumpkin: Yes: $n = 484$, No: $n = 2039$
 Scuba: Yes: $n = 520$, No: $n = 2017$
 Beard: Yes: $n = 881$, No: $n = 1641$
 Lighten: Yes: $n = 2094$, No: $n = 423$
 Slim Male: Yes: $n = 2058$, No: $n = 442$
 Eye Widening: Yes: $n = 2127$, No: $n = 391$
 Black and White: Yes: $n = 2086$, No: $n = 421$
 Glamorous: Yes: $n = 1716$, No: $n = 782$
 Skin eyes and lips: Yes: $n = 2089$, No: $n = 440$
 Skin Smoothing: Yes: $n = 2107$, No: $n = 393$

Manuscript submitted to ACM

Nose: Yes: $n = 2090$, No: $n = 426$

Sepia: Yes: $n = 1945$, No: $n = 575$

A.2 Does this image look strange? Results

Original: Yes: $n = 797$, No: $n = 1725$

PortraitPro: Yes: $n = 7761$, No: $n = 14832$

DeepAR: Yes: $n = 14795$, No: $n = 7795$

Flower Crown: Yes: $n = 1563$, No: $n = 953$

Fairy Lights: Yes: $n = 1734$, No: $n = 760$

Aviators: Yes: $n = 1452$, No: $n = 1059$

Manly Face: Yes: $n = 1729$, No: $n = 786$

Topology: Yes: $n = 1728$, No: $n = 774$

Plastic Ocean: Yes: $n = 1583$, No: $n = 934$

Pumpkin: Yes: $n = 1730$, No: $n = 782$

Scuba: Yes: $n = 1696$, No: $n = 815$

Beard: Yes: $n = 1580$, No: $n = 932$

Lighten: Yes: $n = 831$, No: $n = 1677$

Slim Male: Yes: $n = 802$, No: $n = 1706$

Eye Widening: Yes: $n = 790$, No: $n = 1709$

Black and White: Yes: $n = 856$, No: $n = 1649$

Glamorous: Yes: $n = 1095$, No: $n = 1412$

Skin eyes and lips: Yes: $n = 858$, No: $n = 1657$

Skin Smoothing: Yes: $n = 798$, No: $n = 1725$

Nose: Yes: $n = 809$, No: $n = 1710$

Sepia: Yes: $n = 922$, No: $n = 1587$

A.3 Does this image look digitally altered? Results

Original: Yes: $n = 982$, No: $n = 1525$

PortraitPro: Yes: $n = 9701$, No: $n = 12850$

DeepAR: Yes: $n = 13872$, No: $n = 8670$

Flower Crown: Yes: $n = 1563$, No: $n = 937$

Fairy Lights: Yes: $n = 1532$, No: $n = 957$

Aviators: Yes: $n = 1589$, No: $n = 925$

Manly Face: Yes: $n = 1489$, No: $n = 1020$

Topology: Yes: $n = 1557$, No: $n = 939$

Plastic Ocean: Yes: $n = 1530$, No: $n = 991$

Pumpkin: Yes: $n = 1548$, No: $n = 954$

Scuba: Yes: $n = 1554$, No: $n = 946$

Beard: Yes: $n = 1510$, No: $n = 1001$

Lighten: Yes: $n = 1024$, No: $n = 1471$
 Slim Male: Yes: $n = 1024$, No: $n = 1479$
 Eye Widening: Yes: $n = 985$, No: $n = 1515$
 Black and White: Yes: $n = 1062$, No: $n = 1433$
 Glamorous: Yes: $n = 1217$, No: $n = 1295$
 Skin eyes and lips: Yes: $n = 1063$, No: $n = 1458$
 Skin Smoothing: Yes: $n = 1053$, No: $n = 1459$
 Nose: Yes: $n = 1004$, No: $n = 1497$
 Sepia: Yes: $n = 1269$, No: $n = 1243$

A.4 How familiar does this style of image look? Results

Responses are in a Likert scale from "1: completely unfamiliar" to "5: very similar."

Original: 1: $n = 610$, 2: $n = 146$, 3: $n = 211$, 4: $n = 289$, 5: $n = 1320$
 PortraitPro: 1: $n = 6231$, 2: $n = 1453$, 3: $n = 2397$, 4: $n = 2731$, 5: $n = 10406$
 DeepAR: 1: $n = 11713$, 2: $n = 2564$, 3: $n = 2613$, 4: $n = 1162$, 5: $n = 5175$
 Flower Crown: 1: $n = 1058$, 2: $n = 341$, 3: $n = 344$, 4: $n = 167$, 5: $n = 659$
 Fairy Lights: 1: $n = 1416$, 2: $n = 308$, 3: $n = 257$, 4: $n = 94$, 5: $n = 503$
 Aviators: 1: $n = 957$, 2: $n = 326$, 3: $n = 354$, 4: $n = 241$, 5: $n = 708$
 Manly Face: 1: $n = 1550$, 2: $n = 199$, 3: $n = 187$, 4: $n = 116$, 5: $n = 535$
 Topology: 1: $n = 1488$, 2: $n = 218$, 3: $n = 248$, 4: $n = 104$, 5: $n = 503$
 Plastic Ocean: 1: $n = 1184$, 2: $n = 334$, 3: $n = 333$, 4: $n = 143$, 5: $n = 583$
 Pumpkin: 1: $n = 1532$, 2: $n = 194$, 3: $n = 252$, 4: $n = 72$, 5: $n = 539$
 Scuba: 1: $n = 1256$, 2: $n = 291$, 3: $n = 351$, 4: $n = 100$, 5: $n = 589$
 Beard: 1: $n = 1272$, 2: $n = 353$, 3: $n = 287$, 4: $n = 125$, 5: $n = 556$
 Lighten: 1: $n = 697$, 2: $n = 134$, 3: $n = 251$, 4: $n = 286$, 5: $n = 1230$
 Slim Male: 1: $n = 630$, 2: $n = 149$, 3: $n = 235$, 4: $n = 307$, 5: $n = 1260$
 Eye Widening: 1: $n = 660$, 2: $n = 154$, 3: $n = 263$, 4: $n = 286$, 5: $n = 1203$
 Black and White: 1: $n = 689$, 2: $n = 151$, 3: $n = 257$, 4: $n = 389$, 5: $n = 1084$
 Glamorous: 1: $n = 797$, 2: $n = 241$, 3: $n = 317$, 4: $n = 269$, 5: $n = 958$
 Skin eyes and lips: 1: $n = 669$, 2: $n = 139$, 3: $n = 217$, 4: $n = 290$, 5: $n = 1263$
 Skin Smoothing: 1: $n = 686$, 2: $n = 146$, 3: $n = 244$, 4: $n = 261$, 5: $n = 1247$
 Nose: 1: $n = 645$, 2: $n = 156$, 3: $n = 256$, 4: $n = 285$, 5: $n = 1235$
 Sepia: 1: $n = 758$, 2: $n = 183$, 3: $n = 357$, 4: $n = 358$, 5: $n = 926$

A.5 How strange does this image look? Results

Responses are in a Likert scale from "1: not strange at all" to "5: very strange." Original: 1: $n = 1345$, 2: $n = 269$, 3: $n = 186$, 4: $n = 178$, 5: $n = 463$

PortraitPro: 1: $n = 10991$, 2: $n = 2886$, 3: $n = 2017$, 4: $n = 1792$, 5: $n = 4310$
 DeepAR: 1: $n = 3921$, 2: $n = 2009$, 3: $n = 2195$, 4: $n = 2532$, 5: $n = 11316$

Flower Crown: 1: $n = 396$, 2: $n = 323$, 3: $n = 433$, 4: $n = 340$, 5: $n = 952$
 Fairy Lights: 1: $n = 407$, 2: $n = 202$, 3: $n = 162$, 4: $n = 289$, 5: $n = 1379$
 Aviators: 1: $n = 466$, 2: $n = 441$, 3: $n = 433$, 4: $n = 304$, 5: $n = 800$
 Manly Face: 1: $n = 465$, 2: $n = 142$, 3: $n = 143$, 4: $n = 199$, 5: $n = 1497$
 Topology: 1: $n = 415$, 2: $n = 174$, 3: $n = 136$, 4: $n = 258$, 5: $n = 1460$
 Plastic Ocean: 1: $n = 420$, 2: $n = 215$, 3: $n = 343$, 4: $n = 413$, 5: $n = 1052$
 Pumpkin: 1: $n = 467$, 2: $n = 89$, 3: $n = 92$, 4: $n = 129$, 5: $n = 1665$
 Scuba: 1: $n = 423$, 2: $n = 203$, 3: $n = 183$, 4: $n = 259$, 5: $n = 1367$
 Beard: 1: $n = 462$, 2: $n = 220$, 3: $n = 270$, 4: $n = 341$, 5: $n = 1144$
 Lighten: 1: $n = 1320$, 2: $n = 281$, 3: $n = 179$, 4: $n = 177$, 5: $n = 491$
 Slim Male: 1: $n = 1287$, 2: $n = 277$, 3: $n = 199$, 4: $n = 180$, 5: $n = 497$
 Eye Widening: 1: $n = 1370$, 2: $n = 271$, 3: $n = 181$, 4: $n = 176$, 5: $n = 450$
 Black and White: 1: $n = 1133$, 2: $n = 436$, 3: $n = 218$, 4: $n = 236$, 5: $n = 422$
 Glamorous: 1: $n = 853$, 2: $n = 337$, 3: $n = 382$, 4: $n = 255$, 5: $n = 616$
 Skin eyes and lips: 1: $n = 1355$, 2: $n = 270$, 3: $n = 192$, 4: $n = 194$, 5: $n = 432$
 Skin Smoothing: 1: $n = 1346$, 2: $n = 276$, 3: $n = 187$, 4: $n = 173$, 5: $n = 465$
 Nose: 1: $n = 1377$, 2: $n = 246$, 3: $n = 195$, 4: $n = 164$, 5: $n = 458$
 Sepia: 1: $n = 950$, 2: $n = 492$, 3: $n = 284$, 4: $n = 237$, 5: $n = 479$

A.6 How digitally altered does this image look? Results

Responses are in a Likert scale from "1: not digitally altered" to "5: heavily digitally altered." Original: 1: $n = 1297$, 2: $n = 357$, 3: $n = 179$, 4: $n = 144$, 5: $n = 451$
 PortraitPro: 1: $n = 9952$, 2: $n = 3666$, 3: $n = 2305$, 4: $n = 1796$, 5: $n = 4118$
 DeepAR: 1: $n = 3871$, 2: $n = 1468$, 3: $n = 1662$, 4: $n = 2971$, 5: $n = 11867$
 Flower Crown: 1: $n = 373$, 2: $n = 265$, 3: $n = 290$, 4: $n = 464$, 5: $n = 1034$
 Fairy Lights: 1: $n = 405$, 2: $n = 138$, 3: $n = 156$, 4: $n = 363$, 5: $n = 1364$
 Aviators: 1: $n = 377$, 2: $n = 339$, 3: $n = 408$, 4: $n = 438$, 5: $n = 864$
 Manly Face: 1: $n = 474$, 2: $n = 91$, 3: $n = 133$, 4: $n = 258$, 5: $n = 1471$
 Topology: 1: $n = 460$, 2: $n = 89$, 3: $n = 79$, 4: $n = 263$, 5: $n = 1534$
 Plastic Ocean: 1: $n = 423$, 2: $n = 162$, 3: $n = 214$, 4: $n = 390$, 5: $n = 1237$
 Pumpkin: 1: $n = 439$, 2: $n = 89$, 3: $n = 50$, 4: $n = 142$, 5: $n = 1705$
 Scuba: 1: $n = 437$, 2: $n = 99$, 3: $n = 105$, 4: $n = 256$, 5: $n = 1530$
 Beard: 1: $n = 483$, 2: $n = 196$, 3: $n = 227$, 4: $n = 397$, 5: $n = 1128$
 Lighten: 1: $n = 1232$, 2: $n = 376$, 3: $n = 201$, 4: $n = 162$, 5: $n = 455$
 Slim Male: 1: $n = 1226$, 2: $n = 387$, 3: $n = 238$, 4: $n = 146$, 5: $n = 431$
 Eye Widening: 1: $n = 1309$, 2: $n = 334$, 3: $n = 210$, 4: $n = 163$, 5: $n = 411$
 Black and White: 1: $n = 967$, 2: $n = 567$, 3: $n = 257$, 4: $n = 221$, 5: $n = 414$
 Glamorous: 1: $n = 722$, 2: $n = 360$, 3: $n = 410$, 4: $n = 344$, 5: $n = 590$
 Skin eyes and lips: 1: $n = 1187$, 2: $n = 393$, 3: $n = 236$, 4: $n = 182$, 5: $n = 429$
 Skin Smoothing: 1: $n = 1241$, 2: $n = 377$, 3: $n = 216$, 4: $n = 148$, 5: $n = 444$

Table 1. Are you familiar with this style of image? Statistical test results

Filter	Chi-Square Value	p-value
Flower Crown	855.64	4.3×10^{-188}
Fairy Lights	2353.62	0.0
Aviators	595.76	1.40×10^{-131}
Manly Face	2131.60	0.0
Topology	2178.68	0.0
Plastic Ocean	1347.75	4.75×10^{-295}
Pumpkin	2091.96	0.0
Scuba	2014.45	0.0
Beard	1233.01	4.10×10^{-270}
Lighten	0.04	0.85
Slimming	1.02	0.31
Eye Widening	0.94	0.33
Black and White	0.03	0.86
Glamorous	149.92	1.80×10^{-34}
Skin Eyes and Lips	0.56	0.45
Skin Smoothing	0.61	0.43
Nose	0.10	0.76
Sepia	30.90	2.71

Nose: 1: $n = 1284$, 2: $n = 360$, 3: $n = 194$, 4: $n = 152$, 5: $n = 435$

Sepia: 1: $n = 784$, 2: $n = 512$, 3: $n = 343$, 4: $n = 278$, 5: $n = 509$

B FULL CHI-SQUARED TEST RESULTS

In this section we provide the results of the Chi-squared tests for each survey, comparing the results by filter to the results for the original images.

Received 19 January 2023

Table 2. Does this look strange? Statistical test results

Filter	Chi-Square Value	p-value
Flower Crown	469.94	3.30×10^{-104}
Fairy Lights	719.97	1.36×10^{-158}
Aviators	349.00	6.99×10^{-78}
Manly Face	693.52	7.66×10^{-153}
Topology	703.61	4.90×10^{-155}
Plastic Ocean	493.64	2.32×10^{-109}
Pumpkin	697.67	9.58×10^{-154}
Scuba	648.75	4.16×10^{-143}
Beard	493.33	2.69×10^{-109}
Lighten	1.28	0.26
Slimming	0.07	0.80
Eye Widening	0.0	1.0
Black and White	3.64	0.06
Glamorous	77.61	1.26×10^{-18}
Skin Eyes and Lips	3.50	0.06
Skin Smoothing	0.0	1.0
Nose	0.13	0.72
Sepia	14.59	0.00

Table 3. Does this look digitally altered? Statistical test results

Filter	Chi-Square Value	p-value
Flower Crown	272.13	3.90×10^{-61}
Fairy Lights	249.36	3.59×10^{-56}
Aviators	289.28	7.14×10^{-65}
Manly Face	203.43	3.74×10^{-46}
Topology	268.63	2.25×10^{-60}
Plastic Ocean	231.99	2.20×10^{-52}
Pumpkin	257.23	6.88×10^{-58}
Scuba	263.76	2.60×10^{-59}
Beard	219.73	1.04×10^{-49}
Lighten	1.75	0.19
Slimming	1.51	0.22
Eye Widening	0.02	0.89
Black and White	5.82	0.02
Glamorous	43.49	4.26×10^{-11}
Skin, eyes, and lips	4.55	0.03
Skin smoothing	3.82	0.05
Nose	0.46	0.50
Sepia	64.86	8.05×10^{-16}

Table 4. How familiar are you with this style of image? Statistical test results

Filter	Chi-Square Value	p-value
Flower Crown	483.69	2.26
Fairy Lights	848.41	2.51×10^{-182}
Aviators	370.69	5.96×10^{-79}
Manly Face	824.74	3.36×10^{-177}
Topology	837.86	4.83×10^{-180}
Plastic Ocean	619.42	9.71×10^{-133}
Pumpkin	865.80	4.28×10^{-186}
Scuba	678.35	1.69×10^{-145}
Beard	706.39	1.44×10^{-151}
Lighten	12.87	0.01
Slimming	3.58	0.47
Eye Widening	13.31	0.01
Black and White	47.32	1.31×10^{-9}
Glamorous	127.69	1.21×10^{-26}
Skin Eyes and Lips	4.24	0.37
Skin Smoothing	10.34	0.04
Nose	8.50	0.07
Sepia	134.17	5.00×10^{-28}

Table 5. How strange does this look? Statistical test results

Filter	Chi-Square Value	p-value
Flower Crown	840.43	1.34×10^{-180}
Fairy Lights	995.28	3.77×10^{-214}
Aviators	689.72	5.86×10^{-148}
Manly Face	1019.36	2.27×10^{-219}
Topology	1051.14	2.95×10^{-226}
Plastic Ocean	859.83	8.42×10^{-185}
Pumpkin	1234.49	5.31×10^{-266}
Scuba	951.64	1.08×10^{-204}
Beard	791.64	4.96×10^{-170}
Lighten	1.45	0.84
Slimming	3.05	0.55
Eye Widening	0.49	0.97
Black and White	70.25	2.00×10^{-14}
Glamorous	220.78	1.27×10^{-46}
Skin, eyes, and lips	1.90	0.76
Skin smoothing	0.16	1.00
Nose	2.22	0.70
Sepia	162.43	4.41×10^{-34}

Table 6. How digitally altered does this look? Statistical test results

Filter	Chi-Square Value	p-value
Flower Crown	948.42	5.36×10^{-204}
Fairy Lights	1119.82	3.83×10^{-241}
Aviators	873.64	8.55×10^{-188}
Manly Face	1120.81	2.33×10^{-241}
Topology	1224.20	9.04×10^{-264}
Plastic Ocean	999.81	3.91×10^{-215}
Pumpkin	1387.15	4.23×10^{-299}
Scuba	1210.85	7.09×10^{-261}
Beard	833.37	4.53×10^{-179}
Lighten	4.51	0.34
Slimming	12.02	0.02
Eye Widening	6.32	0.18
Black and White	127.61	1.26×10^{-26}
Glamorous	354.89	1.54×10^{-75}
Skin, eyes, and lips	19.41	0.00065
Skin smoothing	5.36	0.25
Nose	1.18	0.88
Sepia	251.69	2.82×10^{-53}