

Semi-decentralized Inference in Heterogeneous Graph Neural Networks for Traffic Demand Forecasting: An Edge-Computing Approach

Mahmoud Nazzal, Abdallah Khreishah, Joyoung Lee, and Shaahin Angizi

New Jersey Institute of Technology, Newark, NJ 07102, USA

{mn69,abdallah,jo02,shaahin.angizi}@njit

Abstract—Accurate and timely prediction of transportation demand and supply is essential for improving customer experience and raising the provider’s profit. Recently, graph neural networks (GNNs) have been shown promising in predicting traffic demand and supply in small city regions. This awes their capability in modeling both a node’s historical features and its relational information with other nodes. However, more efficient taxi demand and supply forecasting can still be achieved by following two main routes. First, is extending the scale of the prediction graph to include more regions. Second, is the simultaneous exploitation of multiple node and edge types to better expose and exploit the complex and diverse set of relations in a traffic system. Nevertheless, the applicability of both approaches is challenged by the scalability of system-wide GNN training and inference. An immediate remedy to the scalability challenge is to decentralize the GNN operation. However, decentralizing GNN operation creates excessive node-to-node communication overhead which hinders the potential of this approach. In this paper, we propose a semi-decentralized approach based on the use of multiple, moderately sized, and high-throughout cloudlet communication networks on the edge. This approach combines the best features of the centralized and decentralized settings; it may minimize the inter-cloudlet communication thereby alleviating the communication overhead of the decentralized approach while promoting scalability due to cloudlet-level decentralization. Also, we propose a heterogeneous GNN-LSTM algorithm for improved taxi-level demand and supply forecasting. This approach allows for handling dynamic taxi graphs where nodes are taxis. Through a set of experiments over real data, we show the advantage of the semi-decentralized approach as tested over our GNN-LSTM algorithm for taxi demand and supply prediction.

Index Terms—GNN, hetGNN, taxi demand forecasting, ITS, decentralized inference.

I. INTRODUCTION

INTELLIGENT transportation system (ITS) is a key asset for modern and urbanized city planning. A key component of an ITS is means of public transportation such as taxis, buses, and ride-hailing vehicles. As the importance of these services grows, there is a growing need for accurate and timely prediction of passengers’ transportation demand and supply. This is essential for ITS as it enables efficient management of transportation resources and allows for dynamic adjustment of vehicles and drivers to match demand, thereby reducing

waiting time for passengers and improving the overall transportation experience. It also helps in optimizing routes and in urban development, traffic flow, and public transportation planning.

Taxi demand forecasting has been receiving increasing amounts of attention in the recent transportation engineering literature. Similar to other prediction problems, approaches to taxi demand forecasting can be broadly categorized into two main families; first is model-based approaches where a statistical model for traffic patterns is employed. Examples along this line include integrated moving average (ARIMA), Gaussian mixtures, and linear regression models. Despite their simplicity, those methods exploit temporal dependencies for prediction and overlook spatial dependencies. The other family is deep learning (DL)-based methods where data-driven techniques are shown to well exploit spatiotemporal correlations for improved prediction. Along the DL line, recurrent neural networks (RNN) [1] are especially important for taxi demand forecasting as they can well address time dependency. Hence, there is a series of works on using RNN for taxi demand forecasting [2].

In recent years, graph neural networks (GNNs) have emerged to extend neural networks to graph-structured data. GNNs have been shown to achieve state-of-the-art performances in a wide spectrum of applications [3]. Traffic systems are known to have several types of interacting components (cars, roads, pedestrians, etc.) with different relation types (connected, close by, sharing the same source/destination, etc.). These components and their relationships can naturally be represented as graphs. Besides, other intrinsic relationships can also be exposed and represented in graph formats. Therefore, GNNs are naturally well-suited for traffic system applications such as taxi demand forecasting. Recent literature exhibits a series of works on using GNNs for taxi demand forecasting [4]–[6].

Despite the promising success of GNNs for taxi demand forecasting, there are still outstanding challenges hindering their potential. Some challenges are related to the graph representation, and others are associated with the GNN model. First, as for graph representation, it is advantageous to simultaneously expose several node and relation types in the representation learning of traffic graphs [7]. Specifically, the multiplicity of node and edge types in current traffic graphs calls for adopting a heterogeneous information network (HIN)

approach to seamlessly exploit such relationships. This requires the development of corresponding heterogeneous GNNs (hetGNNs) to handle their representation learning.

The second category of challenges is related to the GNN model's operation. First, inferring taxi demand and supply predictions traffic-system-wide incurs a huge amount of computational complexity but is necessary to use the existing salient relationships. This calls for developing solutions to improve the scalability of the GNN approach to cope with city-wide or even larger graphs [8]. Second, the existing GNN approach is a centralized one that requires a central server. Therefore, it requires excessive communication to a single node. This creates network congestion and traffic jams and may be prone to a single point of failure. Besides, this centralized setting has limited parallelism as computations have to be done by a single party. A natural way to remedy this problem is to consider a decentralized GNN approach. However, this faces two main challenges: 1) the node-to-node communication overhead and 2) the difficulty in synchronizing all devices to work at the same time. Overall, this calls for a solution that uses decentralization but alleviates those two problems.

Based on the above discussion, in this paper, we propose a hetGNN-LSTM-based approach for taxi demand and supply prediction and a semi-decentralized GNN framework to combine the best features of centralized and fully decentralized operation while alleviating their shortcomings. The contributions of this paper can be summarized as follows:

- We consider a new problem definition for taxi demand and supply forecasting where it is done at taxi locations rather than at fixed city regions as commonly assumed in the literature. An immediate advantage of this setting is enabling the handling of dynamic graphs as opposed to the existing literature where predictions are done at fixed geographical regions.
- We propose a novel HIN-based solution for taxi demand and supply prediction utilizing hetGNNs. This solution simultaneously exploits multiple relationships to improve inference as opposed to limiting the edges to connectivity as in fully decentralized peer-to-peer GNN inference.
- We propose a *semi-decentralized* approach to GNN-based traffic prediction. Decentralization is based on the use of multiple small-size cloudlet networks of high throughput covering a subset of nodes from the overall transportation graph and is intended to combine the best features of decentralized and centralized GNN inference schemes.
- We investigate the role of an adaptive node-cloudlet assignment and optimize it for minimizing inter-cloudlet communication. We propose a heuristic protocol for adaptive assignment in a distributed manner across cloudlet devices.

II. RELATED WORK

A. DL methods for traffic demand forecasting

Similar to their deployment in other application areas, DL models have achieved performance gains in a variety of traffic

forecasting problems. This is due to their ability to leverage dependencies from training data. Along this line, recurrent neural networks such as LSTM are used to exploit time correlations [9], whereas convolutional neural networks (CNNs) utilize spatial dependencies [10]. A more recent trend considers using both models in a unified approach to exploit spatiotemporal correlations as known as ConvLSTM [11]. Nevertheless, these DL approaches share a common restriction; they overlook existing and potentially useful relationships across entities in a traffic system, such as taxis. Such relationships reflect other types of dependencies such as road connectivity and proximity, despite their importance. For instance, the demands at two railway stations in the same city are very likely to be correlated [12], even though the two stations are far away from each other.

B. GNN models for traffic demand forecasting

Graph data structures appear naturally in many fields such as user accounts in a social network, atoms in a chemical molecule, and vehicles in a traffic system. Graph Neural Networks (GNN) extend deep learning to graph data by combining graph structure and node information through message passing and aggregation [13], [14]. This combination enables GNNs to deliver node embeddings to serve multiple downstream graph tasks such as node classification (inferring the class label of a node), link prediction (estimating the possibility of a link between given nodes), and graph classification (inferring the class label of a graph). Essentially, each node in a graph has a computational graph composed of its k -hop neighboring nodes. Node embeddings are obtained by alternating between message passing, i.e., communicating local information across nodes, and aggregation where received messages along with previous node information are used to obtain an updated embedding. Message passing is done according to the topology of the graph, whereas aggregation is done by the neural network layers of the GNN model obtained by training over graph data [15], [16].

To resolve the restrictions associated with DL methods, recent literature considers modeling the traffic system as a graph and applying a graph-neural network approach to problems such as taxi demand forecasting. Essentially, a city area is divided into many regions and each region is represented by a node in the graph. Several works assume different edges linking these nodes such as having a common origin-destination (OD) relationship between two regions if there is a taxi that goes from one region (origin) to the other (destination) [12]. A more recent work [6] considers dividing a city into non-uniform regions serving as the graph nodes and assumes road connectivity as the edge linking nodes [6].

Despite the clear advantages of GNNs, the existing research body on GNNs for taxi demand forecasting assumes homogeneous graphs for the representation. So, (homogeneous) GNNs along with other DL models such as LSTM are mainly used to perform the forecasting. However, there are several entity types with multiple relation types in a traffic system. This means that restricting the use of GNNs to homogeneous GNNs and thus homogeneous graphs overlook this multiplicity of types and

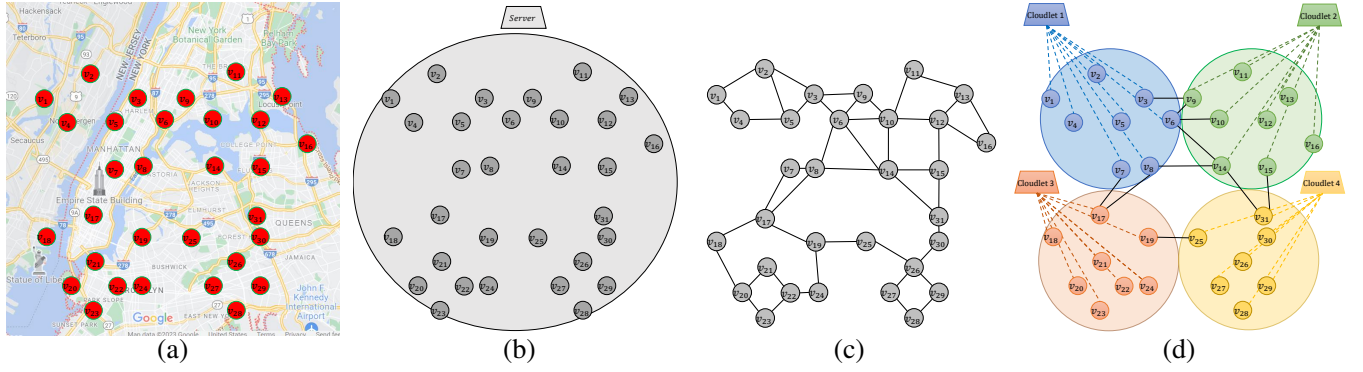


Fig. 1. Taxi representation as a graph, and the system model with three GNN inference settings; fully centralized in (a), fully decentralized in (b), and semi-decentralized in (d). Taxi-Taxi and Taxi-cloudlet connectivity are denoted by solid and dashed lines, respectively.

limit the potential outcome of using GNNs. Therefore, it is advantageous to model traffic systems as HINs processed by heterogeneous GNN (hetGNN) [17].

hetGNN models extend GNNs to handle HINs. The main challenge hetGNNs face is handling heterogeneity. While some hetGNNs project the HIN on the graph space to eliminate its heterogeneity [18] where attention mechanisms are used, other hetGNNs use the concept of metapaths¹ to maintain and utilize the heterogeneity. This is achieved by decomposing the HIN into multiple metapaths. Then, these metapaths are encoded to get node representations under graph semantics. Similar to their GNN ancestors, in various application areas, hetGNNs have been shown to achieve state-of-the-art performances. Examples include detecting malicious cashless system accounts [19], drug/illegal trade [20], and network intrusion attacks [21].

C. Fully centralized GNN inference

Graphs in many real-world application areas are naturally enormous. For example, social media and e-commerce graphs such as Facebook and Amazon graphs have billions of nodes and edges. Furthermore, local node features typically have large dimensions ranging between hundreds to several thousands of elements [22]. This creates a corresponding time and memory space demand for training and testing on the GNN models [23], [24]. This is because nodes are mutually dependent, and therefore, graphs can not be arbitrarily divided into smaller subgraphs. Techniques such as neighborhood sampling [25] may ease the problem to some extent, but depending on the graph structure, even a sampled computation graph and associated features may not fit in the memory of a single device [23].

Centralized GNN inference uses a central entity (server) that performs the inference for all nodes. A major challenge with this scheme is its huge computational overhead and hardware requirements [8]. Thus, it lacks scalability with graph sizes [23]. Moreover, this scheme requires a huge amount of traffic from the node to the server and vice-versa which requires high-bandwidth communications.

¹A meta path is a composition of relations linking two nodes.

D. Fully decentralized GNN inference

To resolve the shortcomings of centralized GNN inference, decentralized (peer-to-peer) node inference [26]–[28] is an immediate solution. This scheme naturally solves scalability issues and achieves a significant reduction in the computational burden of centralized inference. Still, it faces two main bottlenecks. One is the excessive communication overhead between nodes in different distributed devices [23]. This is in the sense that nodes are responsible for identifying each other and communicating. Another is the difficulty of coordinating and synchronizing the operation of all nodes. Those two bottlenecks stem from the absence of a central server. Another less significant disadvantage is the need for each node to possess and operate a copy of the GNN model.

E. Federated learning

Another concept related to decentralized learning and inference is federated learning (FL) [29]. FL is a machine learning scheme where multiple decentralized or edge devices train models on their local data and then send their model updates to a central server. After that, the central server combines the models to yield a global model. This updated model is then sent back to the devices for further training. FL has two main advantages. First, it reduces the communication overhead since only model coefficients are communicated. Second, is promoting data privacy as training data samples do not leave their devices. FL has been applied to various tasks such as natural language processing, computer vision, and recommendation systems and it is particularly useful for applications where data is distributed across multiple devices or locations. While FL is well-studied in Euclidean data application domains such as image and text, its deployment to the graph domain is still in its early stages [30]. Moreover, FL is fundamentally a decentralization approach for learning not inference.

F. Edge computing

Edge computing is a recent computing paradigm for supporting a wide set of smart applications. However, the use of edge computing to host GNN computation is still to be explored. A recent study [31] addresses distributed GNN

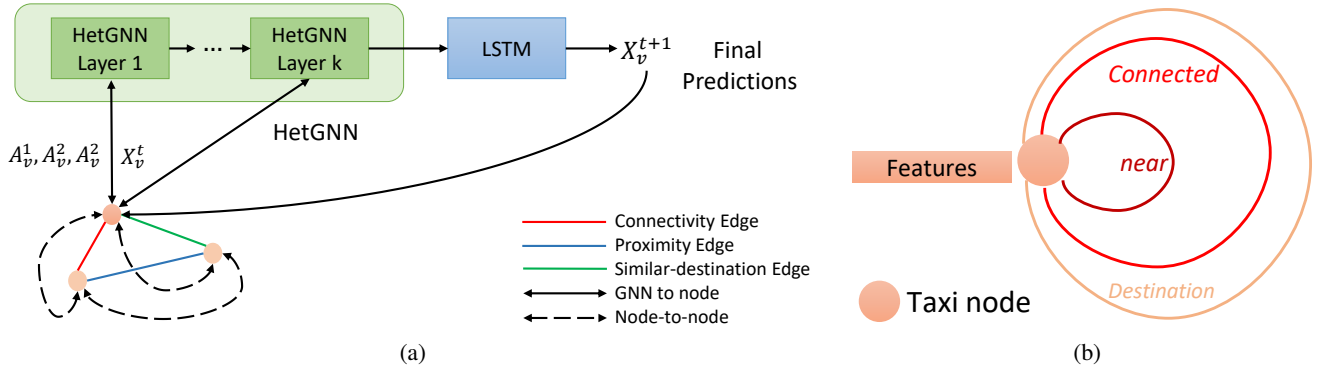


Fig. 2. The proposed system architecture in (a) and the network schema of the proposed HIN in (b).

processing with a multitier heterogeneous edge network where graph nodes are hosted at edge devices and the main challenge is the communication between different devices to achieve message passing.

III. THE PROPOSED WORK

A. System model

The system model considered in this paper is a taxi service system composed of many taxis operating in a certain region/city. Fig. 1-a shows a typical example of the taxi system in a multi-city map. We set the objective of the system as providing future predictions for the demand (e.g., passengers) and supply (e.g., vacant taxis) in the vicinity of each taxi (represented by the red circle around each taxi on the map). Furthermore, we study and compare three decentralization scenarios:

- In a fully decentralized setting, taxis can only communicate with a central server covering the whole operation area of all taxis, as represented in Fig. 1-b. In this scheme, taxis upload their local information to the server which also keeps track of their locations. Thus, the server constructs a graph having taxis as its nodes and performs GNN predictions locally. Finally, it communicates these predictions to their respective taxi nodes. For taxi-cloudlet communication, we assume a high throughput communication standard such as the ITS-G5 standard [32].
- In a fully decentralized setting, a taxi can only communicate with its neighbors nearby. This setting is pictorially represented in Fig. 1-c. This is usually done through a gossip or a wireless ad-hoc network such as the one in [33]. This network uses channel 9 (2.452 GHz) of IEEE 802.11n, transmission power is fixed to -31 dBm, and bandwidth is 20 MHz.
- The third setting is our proposed *semi-decentralized* scheme composed of a set of moderately sized, high-throughput edge devices (cloudlets) that cover certain regions. In this setting, a taxi can communicate both with its own cloudlet device and with the nearby taxis in neighboring cloudlet areas. This is represented in Fig. 1-d.

B. Graph construction and problem formulation

In this work, we represent the transportation network as a HIN composed of taxis as its nodes. As for edges, we define three edge types: a *connectivity* edge, a *proximity* edge, and a *similar-destination* edge. The connectivity edge is a link between two vehicles having direct road connectivity. A *connectivity* adjacency matrix is obtained as follows.

$$A_c[i, j] = \begin{cases} 1 & \text{if there is a road connecting nodes } i \text{ and } j, \\ 0 & \text{otherwise.} \end{cases} \quad (1)$$

A proximity edge is created if two taxis are nearby. So, a proximity adjacency matrix is as follows.

$$A_p[i, j] = \begin{cases} \text{dist}(p_i, p_j) & \text{if } \text{dist}(p_i, p_j) > th, \\ 0 & \text{otherwise.} \end{cases} \quad (2)$$

where $\text{dist}(p_1, p_2)$ is a similarity measure inverse-proportional to the Euclidean distance between their positions p_1 and p_2 , and th is a prescribed threshold.

A destination similarity edge is created if two taxis are going to nearby destinations. So, a destination similarity adjacency matrix is as follows.

$$A_d[i, j] = \begin{cases} \text{dist}(d_i, d_j) & \text{if } \text{dist}(d_i, d_j) > th, \\ 0 & \text{otherwise.} \end{cases} \quad (3)$$

where $\text{dist}(d_1, d_2)$ is a similarity measure inverse-proportional to the Euclidean distance between destinations d_1 and d_2 , and th is a prescribed threshold.

The structure of this HIN is represented in the network scheme as shown in Fig. 2-b.

We denote the HIN by $G^t = (V^t, E_a^t, E_p^t, E_d^t)$ where V^t is node set and E_c^t, E_p^t , and E_d^t denote the connectivity, proximity, and destination-similarity edges, and the superscript t denotes the time instant. For simplicity, we represent the operation of the system on a time slot basis and assume the graph is fixed for each time slot. At time step t , each taxi knows the P -step historical demand and supply values of its current region of dimensions $m \times n$, which serve as the node message (attribute). The ultimate goal of the proposed system is to update the messages of nodes with the aid of those of their neighbors such that their intrinsic relations take part in this update.

The objective at each node is to predict the next demand and supply values for the next Q time steps ahead. In this sense, each taxi driver will be informed on both the availability of future passengers and other vacant taxis in the region. At time step t , the graph G has an overall feature matrix $\mathbf{X}_t \in \mathbf{R}^{N \times d}$ where $d = m \times n$ is the input feature dimension and N is the number of nodes. So, we intend to obtain a mapping function \mathcal{F} as follows.

$$[\mathbf{X}_{t-P+1:t}, G] \xrightarrow{\mathcal{F}} \mathbf{X}_{t+1:t+Q}, \quad (4)$$

where $\mathbf{X}_{t+1:t+Q} \in \mathbf{R}^{Q \times N \times d}$ and $\mathbf{X}_{t-P+1:t} \in \mathbf{R}^{P \times N \times d}$.

C. Semi-decentralized hetGNN-based taxi demand and supply prediction: an edge computing approach

1) *The proposed hetGNN-LSTM Architecture:* As a solution for incorporating multiple edge types and time dependency, we proposed a hetGNN-LSTM approach. For simplicity, we first present it in the centralized setting and then in the two other schemes. In this setting, first, the server constructs a HIN according to the network schema in Fig. 2-b. For each node, messages are shared across the HIN; then the hetGNN layer outcomes are calculated accordingly, and the process continues. Eventually, the final node representation (referred to as the embedding) is obtained. Such an embedding is the result of k -hop messages exchanged from the neighbors to the node in question. After that, these embeddings are fed to a trained Long Short-Term Memory (LSTM) model to produce the eventual demand predictions. Those values are then communicated back to their respective nodes. The proposed GNN prediction is described in Fig. 2-a.

An LSTM model in the proposed architecture is intended to account for time dependency. An LSTM is particularly well-suited for prediction tasks that involve temporal dependency. This is because LSTM networks can remember and use previous information over extended periods. The LSTM architecture contains gates, such as a forget gate, which controls the flow of information into and out of the cell's memory, allowing the network to selectively retain and use relevant information while discarding irrelevant information. This key ability to selectively remember and use previous information makes LSTM well-suited for tasks involving sequential data.

In the decentralized scheme of operation, as pictorially represented in Fig. 1-b each taxi is given a copy of the hetGNN-LSTM model and it is assumed to do two main tasks. First,

is establishing the connection to receive the messages shared from its k -hop taxi nodes and using them along with its local information to obtain its final predictions. Second, is sending its messages to those neighbors so that they can operate their GNNs, correspondingly. Due to the absence of a central server, a node needs to identify its k -hop neighbors and communicate with them. Inevitably, there is no server to explicitly construct the HIN. Still, it is implicitly taken care of since taxi nodes communicate according to the HIN's topology. However, this topology is restricted to the communication abilities of those nodes and may not fully render the HIN structure between distant nodes.

To resolve the shortcomings of the decentralized and decentralized schemes, we propose a semi-decentralized scheme. As shown in Fig. 1-d, this scheme uses a set of edge devices that span the work area of the taxis. Each edge device is associated with a small region and thus establishes a sub-HIN accordingly. Then, taxis in each region (sub-HIN) communicate their messages to the edge device, which performs predictions using its copy of the hetGNN-LSTM, and then it communicates these predictions back to their respective taxis. It is noted that some taxis in the boundary of each region may communicate with taxi nodes in a neighboring region. Thus, those boundary taxis can communicate with each other to exchange messages. It is noted that this inter-cloudlet communication represents a performance bottleneck since it has to perform message passing on a node basis. However, the amount of node-node communication in the semi-decentralized scheme is much less than in the case of the decentralized scheme. Still, cloudlet-level computations are done in a much more efficient way thanks to cloudlet networks. The main steps of the operation in this scheme are outlined in Algorithm 1.

2) *Adaptive cloudlet assignment:* The way nodes are assigned to cloudlets governs the number of inter-cloudlet edges, and consequently, the inter-cloudlet communication delay. Therefore, an adaptive assignment, not restricted to inform cloudlet areas, can be employed to minimize inter-cloudlet edges and thus the none-node communication needed to perform message passing. Graph partitioning can be used to achieve this goal. As an example, in Figure 3-a, assigning the nodes to cloudlets based on coverage results in 3 edges across the cloudlets. However, if we apply graph partitioning, targeting minimizing the inter-cloudlet edges, a new assignment may add nodes v_7 , v_8 , and v_9 to Cloudlet 1, as seen in Figure 3-c. This means that inter-cloudlet message passing needs to

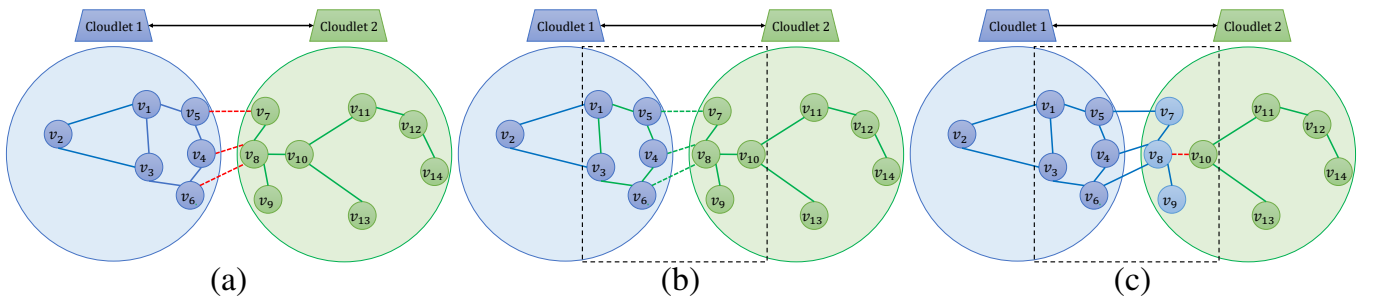


Fig. 3. (a) Coverage-based assignment with 3 inter-cloudlet edges, (b) the shared boundary subgraph to be partitioned, (c) adaptive assignment with 1 inter-cloudlet edge.

Algorithm 1 The semi-decentralized GNN inference scheme.

Input: Region boundaries for each cloudlet, a trained GNN-LSTM model.

Output: Node predictions of taxi demand and supply in its $m \times n$ vicinity for the next Q time window

- 1: For each cloudlet, sense the existing taxis in its region
 - 2: Each cloudlet obtains a sub-HIN $G^t : (\mathbf{A}_a^t, \mathbf{A}_p^t, \mathbf{A}_d^t \in R^{n \times n})$
 - 3: Each taxi sends its current message to the cloudlet
 - 4: The cloudlet obtains the feature matrix of all its nodes $\mathbf{X}^t \in R^{n \times k^t}$
 - 5: The cloudlet identifies a computational graph for each node
 - 6: The cloudlet performs message passing and aggregation across the computational graph to obtain latent node embedding
 - 7: Boundary nodes communicate with their neighbors
 - 8: Boundary nodes send their updated messages to the cloudlet
 - 9: The obtained latent node embeddings are sent back to their nodes
-

happen only across one node pair (v_8-v_{10}). Here, Cloudlet 2 partitions the shared boundary and informs Cloudlet 1. The same idea can be generalized to the 4 direct neighbors of the cloudlet that performs the partitioning.

The adaptive assignment problem is to optimize an assignment operator Ψ that assigns each node in the shared boundary set (V_b). Let us consider two cloudlets: Cloudlet 1 with node-set (V^1) and cloudlet 2 with node-set (V^2). The aim is to assign the nodes in the boundary (V_b) such that the number of inter-set edges is minimized, as follows.

$$\begin{aligned} & \underset{\Psi}{\operatorname{argmin}} \sum_i \sum_j e(V_i^1, V_j^2) \\ & \text{subject to } (V^1, V^2) = \Psi(V_b), \\ & \quad V^1 \cap V^2 = \emptyset \end{aligned} \quad (5)$$

where $e(V_i^1, V_j^2)$ is 1 if there is an edge between the i -th node in V^1 and the j -th node in V^2 and 0 otherwise.

The cloudlet area assignment by partitioning has to be done by cloudlets in a decentralized manner. The graph partitioning problem is known to be NP-complete. Still, multi-level graph partitioning as in METIS [34] provides suitable solutions by operating in three stages; coarsening the graph into smaller graphs, bisecting the smallest graph, and gradually projecting nodes on each graph partition. This process is then followed by a refinement stage where the number of edges across graph cuts is further reduced. However, graph partitioning in this task faces a few challenges. First, it has to work in a distributed manner. Second, graphs here possess certain properties such as (1) the nodes lie in a two-dimensional space allowing geometry-based graph coarsening at no additional cost, and (2) the cloudlets themselves are grid-aligned in the workspace. This suggests using a 2-way partitioning since only adjacent cloudlets are considered relevant. Third, partitions need not be precisely balanced. Fourth, a taxi graph is dynamic but with a limited update per time slot. So, it is reasonable to apply dynamic graph partitioning, i.e., performing the expensive

Algorithm 2 The proposed distributed approach for adaptive node-cloudlet assignment.

Input: Region boundaries for each cloudlet

Output: Adaptive node-cloudlet assignment maps minimizing inter-cloudlet taxi communication.

- 1: Each cloudlet senses the nodes in its region and constructs its HIN $G^t : (\mathbf{A}_a^t, \mathbf{A}_p^t, \mathbf{A}_d^t, \mathbf{X}^t \in R^{n \times k^t})$
 - 2: Only the graph topology is important in the following steps
 - 3: Treat cloudlets as adjacent pairs and focus on their shared regions
 - 4: From each neighbor, let one cloudlet send the topology of its boundary nodes to its neighboring cloudlet
 - 5: The cloudlet receiving this topology will augment it to its boundary topology
 - 6: The cloudlet uses a minimum-cut graph partitioning algorithm to divide the boundary area minimizing edge cuts
 - 7: The cloudlet doing the partitioning will forward the result to its neighboring cloudlet
-

graph partitioning only once and then performing a fast graph refinement in each time slot.

To this end, we present a cloudlet protocol to meet the above requirements. In Figure 3-c, Cloudlet 1 and Cloudlet 2 share information on nodes and their features in the boundary subgraph region represented by the dashed rectangle in Figure 3-b. Nodes in this 2- k region are then to be partitioned between the two cloudlets in a distributed 2-way manner. This means that one cloudlet will do the partitioning and inform the other. Let us assume it is Cloudlet 2. So, the partitioning problem is to optimize an assignment operator Ψ that assigns each node in the shared boundary subgraph (V_b) to belong either to the set of nodes assigned to Cloudlet 1 (V^1) or to that of Cloudlet 2 (V^2), minimizing inter-set edges.

An algorithm like distributed k-means clustering can be applied to obtain suitable graph partitioning in a distributed manner across cloudlets. Then, they can adjust their node assignment accordingly. We outline the main steps of the proposed distributed adaptive assignment in Algorithm 2.

IV. EXPERIMENTS AND PERFORMANCE ANALYSIS

We present experiments on real-world data to analyze the operation of the proposed system from the perspectives of prediction accuracy and the reduction in communication overhead.

A. The setup and dataset

The dataset is obtained from the NYC dataset [38]. This widely used dataset consists of 35 million taxi trip records in New York from April 1st, 2016 to June 30th, 2016. For each trip, the following information is recorded; pick-up time, drop-off time, pick-up longitude, pick-up latitude, drop-off longitude, drop-off latitude, and trip distance. As for the hetGNN, we use a hetGCN. Both hetGNN and LSTM models are implemented using PyTorch Geometric (PyG) [39]

TABLE I

PERFORMANCE EVALUATION OF THE PROPOSED HETGNN-LSTM MODEL IN THREE DECENTRALIZATION SETTINGS, COMPARED TO THREE STATE-OF-THE-ART APPROACHES IN TERMS OF RMSE, MAE, AND, MAPE. WE PROVIDE DIFFERENT NODE NOTIONS FOR A FAIR COMPARISON.

Node Granularity	Method	RMSE	MAE	MAPE (%)
Taxi-region	DCRNN [35]	14.79	8.43	21.27
	Graph WaveNet [36]	13.07	8.10	18.33
	CCRNN [37]	9.69	5.58	18.36
	Proposed-SC1	14.17	11.99	10.24
	Proposed-SC2	15.24	12.91	12.31
	Proposed-SC3	14.32	12.48	11.77
Region-region	DCRNN [35]	14.79	8.43	21.27
	Graph WaveNet [36]	13.07	8.10	18.33
	CCRNN [37]	9.69	5.58	18.36
	Proposed-SC1	5.29	2.46	7.62
	Proposed-SC2	6.72	3.56	9.33
	Proposed-SC3	5.77	3.23	8.12
Taxi-taxi	DCRNN [35]	21.48	20.16	26.73
	Graph WaveNet [36]	19.21	18.00	24.15
	CCRNN [37]	17.16	16.84	20.61
	Proposed-SC1	14.17	11.99	10.24
	Proposed-SC2	15.24	12.91	12.31
	Proposed-SC3	14.32	12.48	11.77

TABLE II

KEY PROPERTIES AND HYPERPARAMETERS OF THE HETGNN-LSTM MODEL USED.

Property	Value
Optimizer	Adam
GNN learning rate	0.005
GNN coefficient decay	0.001
GNN No. of layers	3
LSTM learning rate	0.0001
LSTM no. of layers	10
Input dimensions	216
Output dimensions	216
Loss function	log-likelihood
GNN convolution layer	GCNConv

version 2.0.3 built on PyTorch version 1.10.0. Experiments are conducted on a Lambda GPU Workstation with 128 GB of RAM, two GPUs each of 10 GB RAM, and an I9 CPU of 10 cores at a clock speed of 3.70 GHz. Table II lists key hyperparameters of the model used.

B. The proposed hetGNN-LSTM forecasting model performance

In this experiment, we compare the accuracy of taxi demand and supply values predicted by the proposed hetGNN-LSTM model to the state-of-the-art approaches. We employ the following quality metrics: Root Mean Square Error (RMSE)

$$\text{RMSE}(\mathbf{x}, \hat{\mathbf{x}}) = \sqrt{\frac{1}{n} \sum_i (x_i - \hat{x}_i)^2}$$

Mean Absolute Percentage Error (MAPE)

$$\text{MAPE}(\mathbf{x}, \hat{\mathbf{x}}) = \frac{1}{n} \sum_i \left| \frac{x_i - \hat{x}_i}{x_i} \right|$$

Mean Absolute Error (MAE)

$$\text{MAE}(\mathbf{x}, \hat{\mathbf{x}}) = \frac{1}{n} \sum_i |x_i - \hat{x}_i|$$

where $\mathbf{x} = x_1, \dots, x_n$ denotes the ground truth, $\hat{\mathbf{x}} = \hat{x}_1, \dots, \hat{x}_n$ represents the predicted values.

We include the following baselines in the comparison representing the state-of-the-art.

- DCRNN [35]: uses a combination of diffusion convolutional layers and recurrent neural networks to analyze traffic data and make predictions.
- Graph WaveNet [36]: uses a combination of graph convolutional layers and dilated causal convolutional layers to capture the complex patterns in the data and make predictions and uses an adaptive adjacency matrix.
- CCRNN [37]: uses a graph convolutional neural network (GCN) model with coupled layer-wise graph convolution, which allows for more effective modeling of the spatial-temporal dependencies in transportation demand data with learnable adjacency matrices.

There are two major differences between the operation of the proposed approach and the existing approaches in the literature. First, our approach considers dynamically evolving graph sizes since its node granularity is on the taxi level. Thus, taxis can enter or leave the system generating a dynamic graph. In contrast, the existing approaches model city regions as graph nodes, and therefore, have static graphs. Secondly, our approach considers predicting the demands and supplies in a vicinity surrounding each taxi node whereas the existing approaches only predict at the locations of nodes (since each node is a region). Therefore, it is unfair to directly compare our approach to the existing approaches due to these differences.

With the absence of baselines operating on a taxi level and considering dynamic graphs, we consider the following node definitions of the proposed approach and the baselines.

- *Taxi vs. region*: the proposed approach operates on a taxi node level whereas the baselines consider a region node level. It is noted that the proposed approach predicts the demands and supplies for a 3x3 vicinity around each node, whereas the baselines predict the demands and supplies only at the given node location.

- *Region vs. region*: we operate the proposed approach on a region basis by focusing on the taxi closest to the centroid of each region and comparing the prediction of its location to that obtained by the baselines. So, for the proposed approach, we only look at the prediction at the taxi location and disregard predictions in its vicinity.
- *Taxi vs. taxi*: we apply the proposed approach on a text level (as it is) and operate each baseline also on a taxi level rather than on a region level. However, we focus the comparison on the predictions made at the local taxi locations since the baselines do not consider predictions around the nodes in their design.

For each of the above-mentioned comparison cases, we operate the proposed hetGNN-LSTM model in the three decentralization settings. Namely, fully centralized, fully decentralized, and semi-decentralized settings denoted by scenarios SC_1 , SC_2 , and SC_3 , respectively. Table I lists the results of this experiment.

Reviewing the results in Table I, one can make the following observations. Let us first consider the *taxi-region* comparison case. First, it is seen that the use of hetGNNs is superior to the existing approaches regardless of the degree of decentralization. This is seen in the fact that the proposed hetGNN model achieves a significant reduction in RMSE, MAE, and MAPE compared to the existing approaches. Second, it is evident that the centralized approach hetGNN setting has the best performance compared to the fully decentralized and semi-decentralized settings. This is in the sense that the other two approaches may incur imperfect message-passing communication as compared to the high-throughput and very powerful communication in the centralized setting. However, SC3 is comparable to the fully centralized setting in both quality metrics.

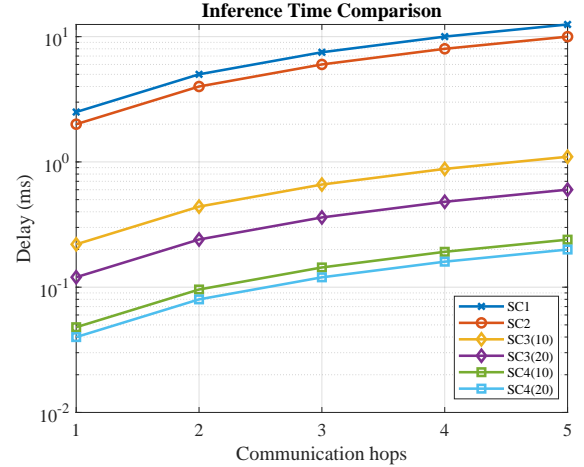
Similar observations can still be made with the *region-region* and *taxi-taxi* comparison cases. It can be seen that the proposed approach is always superior to the baselines. However, this is especially the case for the region-region case where the scope of comparison is restricted to the node locations only (and ignores the predictions in the vicinity of a node). A similar conclusion holds for the taxi-taxi node case where the baselines exhibit a degradation in their performance. This is because they are not well-suited for operating on a taxi level.

C. The impact of decentralization on the delay

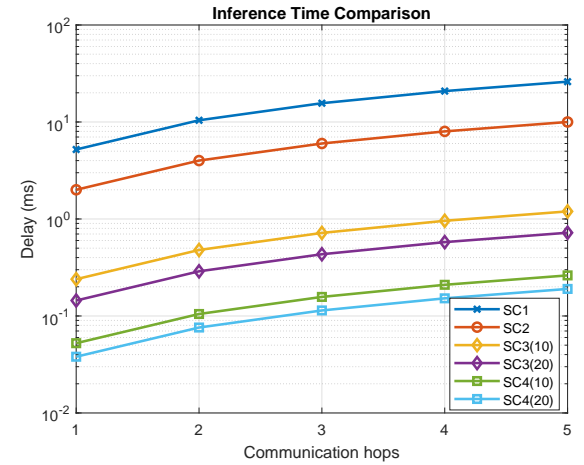
In this experiment, the objective is to analyze the overall inference time in centralized, decentralized, and semi-decentralized settings. We quantify the overall inference time as the summation of communication (message passing) and GNN layer processing. Base values for these quantities are adopted from [33] and [32]. Specifically, we consider a total of 255 nodes spread in a city area and quantify the overall inference time over the number of communication hops for the following scenarios.

- SC1: fully centralized inference as shown in Fig. 1-b
- SC2: fully decentralized inference as shown in Fig. 1-c

- SC3: semi-decentralized inference where decentralization is obtained using 10 cloudlets of uniform node assignment. We also consider the case of 20 cloudlets for observing the effect of the number of cloudlets on performance. This is pictorially shown in as shown in Fig. 1-c
- SC4: semi-decentralized inference where decentralization is obtained by splitting the nodes into the coverage of 10 non-uniform cloudlets with the adaptive assignment. Similar to the previous scenario, we also include the case of using 20 cloudlets.



(a)



(b)

Fig. 4. Comparison of the overall inference time versus the number of message passing hops in the four scenarios, with the proposed model in (a), and CCRNN in (b).

Fig. 4 shows the results of the above experiment, with the GNN model being the proposed GNN model in (a), and CCRNN [37] in (b). Several conclusions can be made from this figure. First, decentralization can help reduce the overall inference time (by comparing SC1 and SC2). Second, the added benefit of semi-decentralization is shown in the significant reduction in inference time attained by the proposed setting (SC3 and SC4) as compared to either full centralization (SC1) or full decentralization (SC2). Furthermore, finer decentralization is shown more advantageous than coarse decentralization.

This is consistently seen in both SC3 and SC4. Moreover, the advantage of adaptive node-cloudlet assignment is shown by the significant reduction of inference time in SC4 compared to the case of uniform assignment (SC3). This is consistent with the reduction of inter-cloudlet edge communication.

Fig. 5 visually illustrates this by comparing a sample uniform assignment from SC3 to an adaptive one from SC4 in parts (a) and (b), respectively. In part (b), we obtain adaptive assignments using a simple K-means clustering approach. Cloudlet boundaries are denoted by solid yellow lines and nodes are denoted by yellow dots. It can be seen that adaptive assignment can help reduce the overhead of inter-cloudlet communication. This interprets the reduction in inference delay shown in SC4 in Fig. 4.

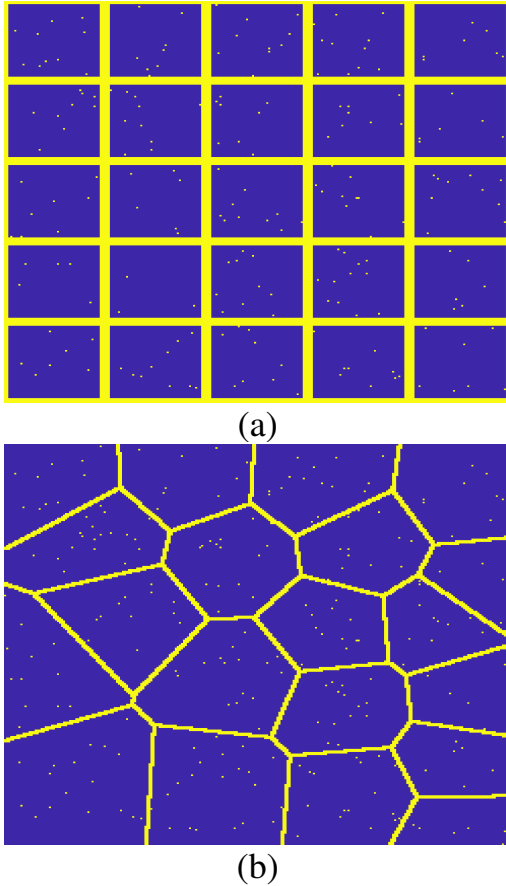


Fig. 5. uniform and adaptive assignment samples in (a) and (b), respectively.

D. The generalizability of the hetGNN model

One of the key advantages of GNN is that even when trained over moderately sized graphs, they can well generalize to larger graphs with unforeseen structures [26]. In this experiment, we investigate the impact of training graph sizes on the performance of the proposed hetGNN-LSTM model. For this purpose, we consider a sample test graph of 1916 nodes and test it with a different model trained with gradually varying graph sizes from 220 to 1916. Fig. 6 shows the three performance metrics versus the training graph size.

In view of Fig. 6, it can be seen that the drop in training set size does not incur a proportional drop in the performance.

With one-tenth graphs sizes for the training, the performance loss is still comparably marginal. This result establishes the generalizability of the model and assures that one can confidently train on small graphs and use the model for larger ones.

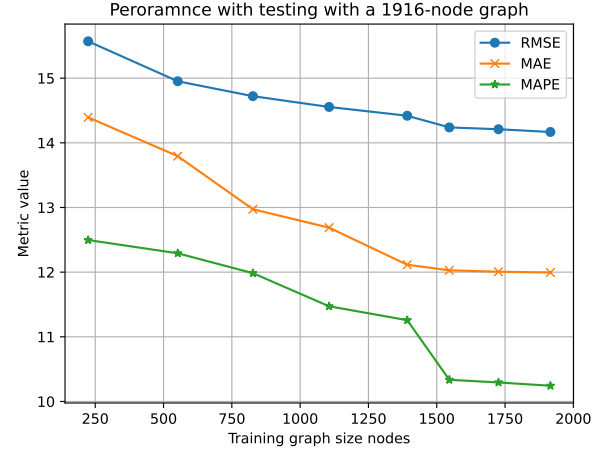


Fig. 6. uniform and adaptive assignment samples in (a) and (b), respectively.

V. CONCLUSION AND FUTURE WORK

In this paper, we study the decentralization of GNN-based taxi demand forecasting. Specifically, we proposed a decentralized setting that utilizes multiple small, high-throughput cloudlet communication networks. This setting combines the benefits of centralized and decentralized approaches by minimizing communication between cloudlets, reducing overhead while still achieving scalability. Through experiments using real data, the proposed approach is shown to be effective in predicting taxi demand and supply using hetGNNs and LSTMs also proposed for the first time to this application in this paper where predictions are done on a taxi level. This allows for dynamic graph evolution over time as opposed to the existing approaches assuming static graphs. The proposed hetGNN-LSTM model is shown to generalize well to larger graphs with unforeseen structures. Future extensions to this work will include incorporating other domain and edge types on the constructed HIN. Besides, these will also include the development of custom-made hetGNN models to better fit the traffic demand prediction. Namely, by more explicit incorporation of time dependency. Besides, it is also interesting to devise better ways of node-cloudlet assignment. Furthermore, we will employ a FL approach for training the hetGNN-LSTM model across the cloudlets in the system.

REFERENCES

- [1] S. Hochreiter and J. Schmidhuber, "Long short-term memory," *Neural computation*, vol. 9, no. 8, pp. 1735–1780, 1997.
- [2] D. Wang, Y. Yang, and S. Ning, "Deepstcl: A deep spatio-temporal convlstm for travel demand prediction," in *2018 international joint conference on neural networks (IJCNN)*. IEEE, 2018, pp. 1–8.
- [3] Z. Wu, S. Pan, F. Chen, G. Long, C. Zhang, and S. Y. Philip, "A comprehensive survey on graph neural networks," *IEEE transactions on neural networks and learning systems*, vol. 32, no. 1, pp. 4–24, 2020.

- [4] Z. Li, G. Xiong, Y. Tian, Y. Lv, Y. Chen, P. Hui, and X. Su, "A multi-stream feature fusion approach for traffic prediction," *IEEE Transactions on Intelligent Transportation Systems*, 2020.
- [5] Z. Wu, S. Pan, G. Long, J. Jiang, X. Chang, and C. Zhang, "Connecting the dots: Multivariate time series forecasting with graph neural networks," in *Proceedings of the 26th ACM SIGKDD international conference on knowledge discovery & data mining*, 2020, pp. 753–763.
- [6] N. Davis, G. Raina, and K. Jagannathan, "Grids versus graphs: Partitioning space for improved taxi demand-supply forecasts," *IEEE Transactions on Intelligent Transportation Systems*, vol. 22, no. 10, pp. 6526–6535, 2020.
- [7] H. Hong, Y. Lin, X. Yang, Z. Li, K. Fu, Z. Wang, X. Qie, and J. Ye, "Heteta: heterogeneous information network embedding for estimating time of arrival," in *Proceedings of the 26th ACM SIGKDD international conference on knowledge discovery & data mining*, 2020, pp. 2444–2454.
- [8] M. Lee, G. Yu, and H. Dai, "Decentralized inference with graph neural networks in wireless communication systems," *IEEE Transactions on Mobile Computing*, 2021.
- [9] J. Xu, R. Rahmatizadeh, L. Bölöni, and D. Turgut, "Real-time prediction of taxi demand using recurrent neural networks," *IEEE Transactions on Intelligent Transportation Systems*, vol. 19, no. 8, pp. 2572–2581, 2017.
- [10] D. Wang, W. Cao, J. Li, and J. Ye, "DeepSD: Supply-demand prediction for online car-hailing services using deep neural networks," in *2017 IEEE 33rd international conference on data engineering (ICDE)*. IEEE, 2017, pp. 243–254.
- [11] L. Liu, Z. Qiu, G. Li, Q. Wang, W. Ouyang, and L. Lin, "Contextualized spatial-temporal network for taxi origin-destination demand prediction," *IEEE Transactions on Intelligent Transportation Systems*, vol. 20, no. 10, pp. 3875–3887, 2019.
- [12] Y. Xu and D. Li, "Incorporating graph attention and recurrent architectures for city-wide taxi demand prediction," *ISPRS International Journal of Geo-Information*, vol. 8, no. 9, p. 414, 2019.
- [13] W. L. Hamilton, R. Ying, and J. Leskovec, "Representation learning on graphs: Methods and applications," *arXiv preprint arXiv:1709.05584*, 2017.
- [14] S. Sahu *et al.*, "The ubiquity of large graphs and surprising challenges of graph processing," *Proceedings of the VLDB Endowment*, vol. 11, no. 4, pp. 420–431, 2017.
- [15] K. Kinningham, P. Levis, and C. Ré, "Grip: A graph neural network accelerator architecture," *IEEE Transactions on Computers*, 2022.
- [16] M. Yan *et al.*, "Hygen: A gcn accelerator with hybrid architecture," in *HPCA*. IEEE, 2020, pp. 15–29.
- [17] C. Zhang, D. Song, C. Huang, A. Swami, and N. V. Chawla, "Heterogeneous graph neural network," in *Proceedings of the 25th ACM SIGKDD international conference on knowledge discovery & data mining*, 2019, pp. 793–803.
- [18] Z. Hu, Y. Dong, K. Wang, and Y. Sun, "Heterogeneous graph transformer," in *Proceedings of The Web Conference 2020*, 2020, pp. 2704–2710.
- [19] Z. Liu, C. Chen, X. Yang, J. Zhou, X. Li, and L. Song, "Heterogeneous graph neural networks for malicious account detection," in *Proceedings of the 27th ACM International Conference on Information and Knowledge Management*, 2018, pp. 2077–2085.
- [20] Y. Qian, Y. Zhang, Y. Ye, C. Zhang *et al.*, "Distilling meta knowledge on heterogeneous graph for illicit drug trafficker detection on social media," *Advances in Neural Information Processing Systems*, vol. 34, pp. 26911–26923, 2021.
- [21] D. Pujol-Perich, J. Suárez-Varela, A. Cabellos-Aparicio, and P. Barlet-Ros, "Unveiling the potential of graph neural networks for robust intrusion detection," *ACM SIGMETRICS Performance Evaluation Review*, vol. 49, no. 4, 2022.
- [22] W. Hu *et al.*, "Open graph benchmark: Datasets for machine learning on graphs," *Advances in neural information processing systems*, vol. 33, pp. 22118–22133, 2020.
- [23] D. Zheng *et al.*, "Distdgl: distributed graph neural network training for billion-scale graphs," in *IA3*. IEEE, 2020, pp. 36–44.
- [24] J. Zhou *et al.*, "Graph neural networks: A review of methods and applications," *AI open*, vol. 1, pp. 57–81, 2020.
- [25] W. Hamilton, Z. Ying, and J. Leskovec, "Inductive representation learning on large graphs," *Advances in neural information processing systems*, vol. 30, 2017.
- [26] Q. Li *et al.*, "Graph neural networks for decentralized multi-robot path planning," in *IROS*. IEEE, 2020, pp. 11785–11792.
- [27] E. Tolstaya *et al.*, "Learning decentralized controllers for robot swarms with graph neural networks," in *Conference on robot learning*. PMLR, 2020, pp. 671–682.
- [28] E. Krasanakis, S. Papadopoulos, and I. Kompatsiaris, "p2pgnn: A decentralized graph neural network for node classification in peer-to-peer networks," *IEEE Access*, vol. 10, pp. 34755–34765, 2022.
- [29] Q. Yang, Y. Liu, T. Chen, and Y. Tong, "Federated machine learning: Concept and applications," *ACM Transactions on Intelligent Systems and Technology (TIST)*, vol. 10, no. 2, pp. 1–19, 2019.
- [30] R. Liu and H. Yu, "Federated graph neural networks: Overview, techniques and challenges," *arXiv preprint arXiv:2202.07256*, 2022.
- [31] L. Zeng, C. Yang, P. Huang, Z. Zhou, S. Yu, and X. Chen, "Gnn at the edge: Cost-efficient graph neural network processing over distributed edge servers," *IEEE Journal on Selected Areas in Communications*, 2022.
- [32] V. Mannoni, V. Berg, S. Sesia, and E. Perraud, "A comparison of the v2x communication systems: Its-g5 and c-v2x," in *2019 IEEE 89th Vehicular Technology Conference (VTC2019-Spring)*. IEEE, 2019, pp. 1–5.
- [33] T. Miya, K. Ohshima, Y. Kitaguchi, and K. Yamaoka, "Experimental analysis of communication relaying delay in low-energy ad-hoc networks," in *2021 IEEE 18th Annual Consumer Communications & Networking Conference (CCNC)*. IEEE, 2021, pp. 1–2.
- [34] G. Karypis and V. Kumar, "Metis: A software package for partitioning unstructured graphs, partitioning meshes, and computing fill-reducing orderings of sparse matrices," 1997.
- [35] Y. Li, R. Yu, C. Shahabi, and Y. Liu, "Diffusion convolutional recurrent neural network: Data-driven traffic forecasting," *arXiv preprint arXiv:1707.01926*, 2017.
- [36] Z. Wu, S. Pan, G. Long, J. Jiang, and C. Zhang, "Graph wavenet for deep spatial-temporal graph modeling," *arXiv preprint arXiv:1906.00121*, 2019.
- [37] J. Ye, L. Sun, B. Du, Y. Fu, and H. Xiong, "Coupled layer-wise graph convolution for transportation demand prediction," in *Proceedings of the AAAI conference on artificial intelligence*, vol. 35, no. 5, 2021, pp. 4617–4625.
- [38] N. Taxi, L. Commission *et al.*, "Tlc trip record data," *Accessed January 2023*, vol. 12, 2017.
- [39] M. Fey and J. E. Lenssen, "Fast graph representation learning with pytorch geometric," *arXiv preprint arXiv:1903.02428*, 2019.