

# DOLOS: A Novel Architecture for Moving Target Defense

Giulio Pagnotta\*, Fabio De Gaspari\*, Dorjan Hitaj\*, Mauro Andreolini†, Michele Colajanni‡, Luigi V. Mancini\*

\*Sapienza University of Rome, {pagnotta, degaspari, hitaj.d, mancini}@di.uniroma1.it

†University of Modena and Reggio Emilia, mauro.andreolini@unimore.it

‡University of Bologna, michele.colajanni@unibo.it

**Abstract**—Moving Target Defense and Cyber Deception emerged in recent years as two key proactive cyber defense approaches, contrasting with the static nature of the traditional reactive cyber defense. The key insight behind these approaches is to impose an asymmetric disadvantage for the attacker by using deception and randomization techniques to create a dynamic attack surface. Moving Target Defense typically relies on system randomization and diversification, while Cyber Deception is based on decoy nodes and fake systems to deceive attackers. However, current Moving Target Defense techniques are complex to manage and can introduce high overheads, while Cyber Deception nodes are easily recognized and avoided by adversaries.

This paper presents DOLOS, a novel architecture that unifies Cyber Deception and Moving Target Defense approaches. DOLOS is motivated by the insight that deceptive techniques are much more powerful when integrated into production systems rather than deployed alongside them. DOLOS combines typical Moving Target Defense techniques, such as randomization, diversity, and redundancy, with cyber deception and seamlessly integrates them into production systems through multiple layers of isolation. We extensively evaluate DOLOS against a wide range of attackers, ranging from automated malware to professional penetration testers, and show that DOLOS is highly effective in slowing down attacks and protecting the integrity of production systems. We also provide valuable insights and considerations for the future development of MTD techniques based on our findings.

**Index Terms**—Moving Target Defense, Active Defense, Cyber Deception, Intrusion Detection.

## I. INTRODUCTION

**T**RADITIONAL cyber defense techniques are typically based on a detection-reaction paradigm where various mechanisms are deployed to identify early signs of intrusion. Upon detection, intruders are generally blocked, and relevant alerts are forwarded to the Computer Security Incident Response Team (CSIRT) for remediation. This *reactive* approach to cybersecurity has considerably evolved over the past decades, and the core concept of detection-reaction is engrained in the large majority of cyber defense tools available today. However, reactive approaches create a disadvantage for defenders in the asymmetrical relationship between attackers and defenders. This is because reactive cyber defenses are fixed and must be effective against any new and unfamiliar attacker, taking into account constantly changing attack methods. On the other hand, attackers can attempt different approaches and evolve their attacks to bypass these fixed defenses.

Moving Target Defense (MTD) [1] (also known as Active Defense) and Cyber Deception [2] emerged in recent years

as proactive cyber defense techniques aimed at protecting computer systems from intrusion. The key concept behind these approaches is to impose an asymmetric disadvantage for the attacker by exploiting randomization and deception techniques, creating a dynamic attack surface that is hard for the attacker to identify and exploit [3]–[6].

MTD-based techniques are typically based on randomization, diversification, and redundancy and aim at changing system configuration unpredictably to hamper reconnaissance and exploitation attempts [7]–[10]. Cyber Deception techniques generally rely on mock-ups of real systems and services deployed on separate, fake nodes in the network with the goal of misleading attackers and attract them away from sensitive targets [11], [12].

However, these approaches suffer several limitations. MTD approaches, particularly randomization-based ones, can impose large overheads on the system they are deployed on, are complex to implement, and risk affecting legitimate services [3]. Cyber Deception techniques do not hinder legitimate services and pose no additional overhead on production systems, as they are typically deployed on separate nodes or machines. However, adversaries can easily recognize and avoid them to focus on the actual production systems [13], [14].

This paper presents DOLOS, a new architecture to unify Moving Target Defense and Cyber Deception. DOLOS is designed to seamlessly integrate into production systems to provide deception and MTD capabilities through the orchestration of fake services and randomization of the attack surface. Unlike typical MTD, DOLOS *does not randomize real services*: only deceptive services and system properties are manipulated. This approach allows DOLOS to reduce overhead and management complexity compared to MTD techniques heavily. On the other hand, DOLOS integrates directly in production systems through multiple layers of isolation, making it much harder to avoid compared to typical Cyber Deception techniques. The concept behind DOLOS is that deceptive techniques are much more powerful when integrated into the production systems rather than deployed alongside them. In fact, we show that embedding DOLOS in production systems can lead attackers to completely *disregard* them, mistaking them for fake machines. We evaluate DOLOS against several different types of attackers, ranging from automated malware to professional penetration testers, and unequivocally show its effectiveness in thwarting attacks.

### A. Contributions

In this paper, which builds and expands upon our previous work of [6], we make the following new contributions:

- We present DOLOS, a novel architecture to unify Cyber Deception and MTD. DOLOS integrates deception and randomization capabilities directly into production systems, providing the advantages of both MTD and Cyber Deception techniques, without the drawbacks.
- We provide what is, to the best of our knowledge, the most thorough experimental evaluation of an MTD approach to date. We study the effectiveness of DOLOS against a wide range of different attackers, from automated malware to professional pentesters, both in the real world and virtual networks.
- We show that DOLOS’s approach is highly effective in slowing down attackers and protecting the integrity of production systems, even against expert human attackers.

## II. THREAT MODEL

Our threat model considers an adversary who wants to attack a target network. The attacker may have remote access to the network or have already obtained local access on a device within the network perimeter. The attacker can scan the network for reachable hosts (called *production systems* from here on) and interact with them without limitation. A DOLOS Agent is deployed in each production system, and a single DOLOS Controller manages all the Agents in the network.

The DOLOS Controller is considered trusted, and the communication between the Controller and the Agent is considered tamper-proof and secure, for instance, through the use of TLS. The DOLOS Agent *is not* considered trusted: it can be compromised by adversaries which can, for instance, use it to send forged logs and alerts to the controller.

Similarly to other MTD techniques, DOLOS is assumed to be part of a complete set of cyber defense tools to provide defense in depth. DOLOS is designed to slow down and thwart reconnaissance and lateral movement activities from attackers, making it more difficult to find and exploit vulnerable services and applications. DOLOS is not designed to patch critical vulnerabilities and misconfigurations of system applications that an attacker can exploit after obtaining access to the production system.

## III. DOLOS

This section presents DOLOS, our novel Moving Target Defense architecture. The key idea behind DOLOS is that deception is a much more powerful tool when embedded directly in the systems it should protect rather than deployed alongside them. To this end, DOLOS is designed to seamlessly integrate into production systems to provide advanced deception and annoyance capabilities by orchestrating fake services and randomizing system resources. The goal of DOLOS is two-fold: on the one hand, protecting the production systems by disguising real services among multiple, real-looking fake ones; on the other, slowing down attackers by randomizing the attack surface through fake services and resources, thus allowing ample time for the CSIRT to respond to the threat.

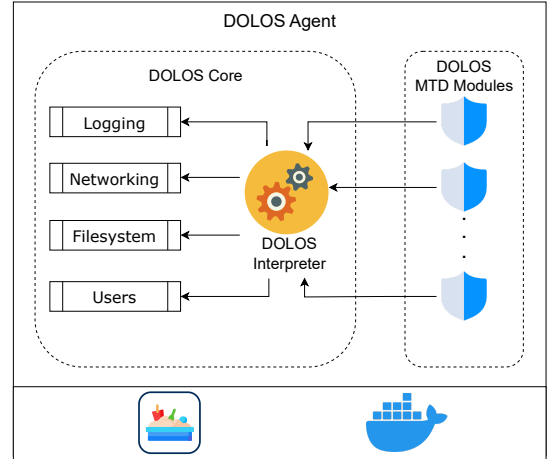


Fig. 1. Architecture of the DOLOS Agent. MTD tools are implemented as modules, executed by an interpreter in the DOLOS Core. The Agent is isolated from the real production system through multiple layers of sandboxing.

The remainder of this section presents the architecture of DOLOS in Section III-A, the MTD tools (called *MTD modules* from here on) implemented in DOLOS in Section III-B, and an overview of the sandboxing and hardening techniques in Section III-C.

### A. Architecture

The DOLOS system comprises two components: the DOLOS Agent and the DOLOS Controller. The DOLOS Agent is the architectural component deployed on production systems and effectively implements deceptive capabilities. The DOLOS Controller provides command and control functionality for the management of the Agent. In a real-world deployment, an Agent is installed in each production system that need protection, with a single Controller managing all the agents in the network. In what follows, we describe the DOLOS Agent and Controller and their functionality in detail.

1) *DOLOS Agent*: The DOLOS Agent is implemented as a multi-layered architecture based on a clear separation between different component modules. Figure 1 presents an overview of the architecture. The DOLOS Core component of the Agent implements a set of advanced functionalities typically required by MTD modules and exposes an interface to access them. This is done to simplify and standardize the implementation of the MTD modules of the Agent. DOLOS Core provides functions for logging, networking, filesystem, and user-handling-related operations through the DOLOS interpreter that interfaces with the libraries implementing these functionalities (called Core libraries). MTD modules are implemented as external components and are executed by DOLOS interpreter. This modular design of the Agent allows for easy extensibility and avoids duplication of functionality between different MTD modules. The Agent is separated from the underlying production system by multiple layers of isolation through container-based techniques and sandboxing. The sandboxing layer is carefully designed to limit the Agent’s access only to the necessary functionality of the underlying system. We provide more details on the isolation techniques used in Section III-C.

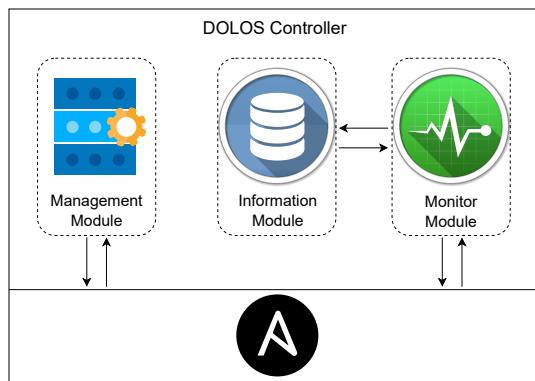


Fig. 2. Architecture of the DOLOS Controller.

The main advantage of the DOLOS Agent over previous container-based solutions is its modularity, extensibility, and efficiency. Typically, a basic container is used to run multiple independent MTD tools simultaneously. The container-based approach was used mainly for ease of deployment and to provide some level of isolation from the underlying system [6]. On the other hand, the DOLOS Agent implements standard functions in the Core component and exposes them to the MTD modules through a unified interface. This modular approach reduces overall resource utilization, as different modules do not need to instantiate multiple times the same resource. The centralization of common functionality in the Core component also allows for fine-grained control over the interactions between the Agent and the underlying system, which happen only through the Core libraries. Finally, new MTD modules can be integrated into the Agent in a much easier manner than in typical container-based approaches.

2) *DOLOS Controller*: The architecture of the DOLOS Controller is presented in Figure 2. The Controller is the component of DOLOS that provides management, monitoring, and control functions. It comprises three main modules: Management, Information, and Monitor. The Management module offers a remote management interface for the Controller and, indirectly, for the Agents. All control actions such as installing Agents, deploying new MTD modules, or restarting an Agent are executed by this component and are carried out through an interface layer implemented with the Ansible orchestrator [15]. The Information module maintains status updates, processed logs from MTD modules, and alerts generated by the Agent. The storage of logs generated by MTD modules is currently implemented in the Structured Threat Information Expression (STIX) format [16], allowing easier processing of security events and implementation of automated decision-making. Finally, the Monitor module is a correlation engine that regularly processes data in the Information module and generates alerts on potential threats detected. At the current stage, response and remediation actions are not automated by the Controller and must be undertaken by the Incident Response Team. We plan to introduce autonomous learning capabilities in the Controller in future work, as detailed in Section V.

## B. DOLOS MTD Modules

This section describes the current capabilities of DOLOS and the MTD modules currently implemented by the Agent. We subdivide DOLOS MTD modules into three categories: networking-related, filesystem-related, and user account-related.

1) *Networking Modules*: The Networking modules provide a set of essential functionalities to spoof well-known services and fake open ports. The main goal of these modules is to make it hard for an adversary to find real services and to slow down the reconnaissance phase of the attack significantly. Currently, DOLOS implements four networking MTD modules:

- *Portspoof*, a module that fakes the presence of arbitrary services behind a set of selected open ports. It emulates valid services by dynamically generating signatures to respond to service probes.
- *Invisiport*, a module that implements deceptive blocklisting of incoming connections. It listens for probes on a set of fake, open ports and adds the initiator to an internal blocklist when a connection is detected. All connections from blocklisted initiators are refused on all ports, except for a second set of fake Invisiport services that will still be reachable.
- *Endlessh*, a module that implements an SSH tarpit to slow down bruteforce attacks. At each connection request, before sending its SSH identification string, it slowly sends a series of banners keeping the bruteforcing script locked up for a long time.
- *Artillery*, a module that implements SSH bruteforce monitoring. It analyzes login attempts on any SSH shells it is configured to listen on, including potentially fake DOLOS shells, and reports suspicious chains of failed login attempts.

2) *Filesystem Modules*: The Filesystem modules implement file-based deceptive functionalities. The main goal of these modules is to provide early detection of local access breaches and the ability to terminate access to compromised user accounts. Currently, DOLOS implements the following filesystem MTD modules:

- *Honeyfiles*, a module that monitors file and directory access in the production system. It attaches a listener to a set of specified files and directories and monitors whether unexpected actions are performed. It can also apply different countermeasures, such as terminating the offending process or locking out users.
- *Cryptolocked*, a module that deploys fake files in the production system called trip files. It attaches a listener to all deployed trip files and triggers an alert whenever access is detected.

3) *User Account Modules*: The User Account modules implement MTD functionality related to fake user accounts. The main goal of these modules is to provide the attacker with a believable environment to interact with in order to slow him down. Currently, DOLOS implements one user account MTD module:

- *Honey Account*, a module that deploys fake, realistic user accounts in the system. Each account is initialized

with a semi-randomized directory structure and a set of files. Moreover, a high-interaction faux shell is attached to each honey account to provide realistic interactions with adversaries. The honey accounts are accessible through a regular SSH server.

### C. DOLOS Hardening

Introducing additional services and open ports in production systems, even when fake, inevitably increases the attack surface of the systems. Potentially, an attacker could compromise a DOLOS MTD module to obtain local access to the system and escalate privileges to fully compromise the machine. DOLOS employs a multi-layer sandbox architecture to limit this possibility and reduce the privileges of the Agent to those strictly necessary. The first layer of isolation used in the DOLOS Agent is based on container technology [17]. DOLOS processes are isolated inside a container from normal production system processes and cannot see nor interact with them in any manner. DOLOS Agents also have their own network stack, and interaction with the network interfaces of the production system is allowed only through typical network connections. This prevents the DOLOS Agent from sniffing traffic directed to the production system. Beyond the isolation provided by the container, DOLOS deploys additional tools to limit the Agent’s access to the underlying system. Access to the production system kernel is filtered through an allowlist, authorizing execution only of specific system calls. The interaction between the Agent and the production system is further limited through mandatory access control (MAC) [18]. DOLOS uses strict MAC configuration policies that prevent the Agent from accessing any object it does not strictly need. Finally, DOLOS also uses fine-grained capabilities configuration to limit container permissions only to those effectively required by the system, which is mainly the use of raw sockets [19]. To use the DOLOS Agent as an entry point in the system, an attacker would have to: (1) compromise a DOLOS MTD module; (2) escalate privileges within the Agent’s container; (3) escape the container through a vulnerability; (4) achieve all this while being limited by DOLOS’s system call allowlist, MAC and capability limitation system.

Finally, an attacker that can compromise a DOLOS Agent but is unable to escape the isolation to the underlying system can only use the Agent to communicate with the Controller. However, this is inconsequential, as the Agent does not have the ability to send any commands or carry out any actions for the attacker. The attacker can either prevent local alerts and log forwarding to the Controller or send fake logs/alerts. Preventing log forwarding after compromising the Agent is ineffective because the attacker has already interacted with the MTD modules to gain access, and all relevant logs and alerts have already been sent to the Controller. Meanwhile, sending forged logs or alerts would serve no real purpose, as it may only risk triggering an alert from the Controller to the CSIRT. These alerts can be further validated by correlating data from the DOLOS Agent with those from other traditional defense systems in the network.

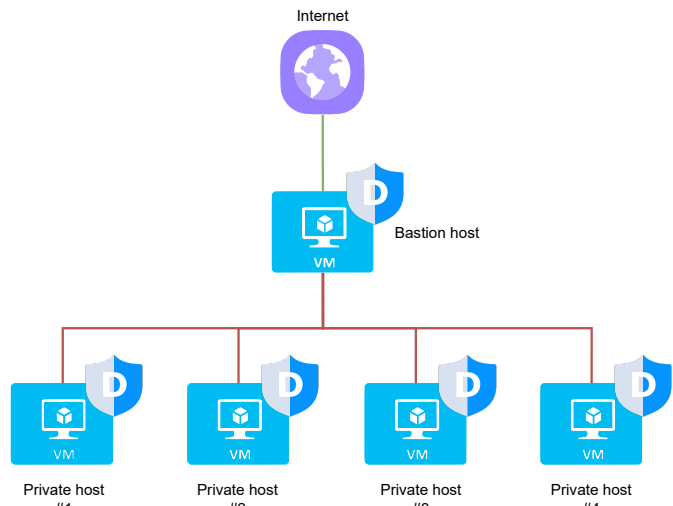


Fig. 3. Experimental setup used in Setting (I) of the Automated Adversary evaluation.

## IV. EVALUATION

This section evaluates DOLOS across a wide range of conditions and with different types of attackers. In particular, we analyze the effectiveness of DOLOS against four different types of adversaries: automated malware, average human attackers, expert human attackers, and professional human attackers. Finally, we study the overhead introduced by the DOLOS framework on the production systems.

### A. Automated Adversary: Malware

This section evaluates the ability of DOLOS to slow down automated attacks by malware. We design two different settings to analyze malware interactions with our MTD tools: (I) focusing on interactions at the filesystem level, representing the case of malware running on a local machine in the network, for instance, after a successful phishing campaign; and (II) focusing on interactions at the network level, representing the case of an external attacker trying to get a foothold in the network. With these experiments, we aim to answer the following research questions: (a) are filesystem MTD tools practical to slow down automated malware? (b) are networking MTD tools effective in thwarting and detecting malware lateral movement? (c) can networking MTD tools slow down reconnaissance and local access attempts by malware?

1) *Experimental Setup - Setting (I)*: Figure 3 illustrates the experimental setup used. We deploy five Debian VMs on the open Internet through the Google Cloud Platform Compute Engine (GCP). One of these machines acts as a bastion host, providing connectivity to the subnetwork and preventing direct connections from the Internet to the remaining four private hosts. On the bastion host, we deploy three separate docker containers:

- DOLOS container: runs the Cryptolocked and Honeyfiles modules to deploy trip-files throughout the filesystem and to monitor file events in the `/home`, `/data` and `/tmp` directories of the SSH users and Apache container.

TABLE I  
 FILESYSTEM-LEVEL ACTIVITY DETECTED THROUGH LOG ANALYSIS AFTER COMPROMISE OF BASTION HOST.

Botnet	Type	Prevalence	Filesystem Activities
Unidentified #1	crypto miner masquerading as dhcp daemon	7/14 VMs	<ul style="list-style-type: none"> <li>• creation of <code>~/dhpcd</code> executable with XMRig cryptominer.</li> <li>• creation of <code>~/ssh/authorized_keys</code> with fixed key.</li> <li>• creation of <code>~/core</code> file containing bytecode.</li> <li>• crontab launching dhpcd every 60 seconds.</li> </ul>
Muhstik	botnet - cryptominer	2/14 VMs	<ul style="list-style-type: none"> <li>• wget downloads of multiple files to home, /tmp.</li> <li>• renaming of several files and download of shell scripts.</li> </ul>
Outlaw	botnet - cryptominer	2/14 VMs	<ul style="list-style-type: none"> <li>• creation of <code>~/configrc</code> and subdirectories “a” and “b”.</li> <li>• unpacking of XMRig cryptominer in “a”.</li> </ul>
Unidentified #2	cryptominer	1/14 VMs	<ul style="list-style-type: none"> <li>• creation of multiple files in /tmp directory.</li> <li>• all created files are deleted shortly after.</li> </ul>
Unidentified #3	cryptominer	1/14 VMs	<ul style="list-style-type: none"> <li>• wget download of script file in /home.</li> <li>• script file deleted shortly after.</li> </ul>

- Apache container: runs an HTTP web server exposed on port 80 comprised of a single CGI webpage. The page allows users to interact with the underlying systems and send commands to a bash shell vulnerable to the Shellshock vulnerability [20].
- Ubuntu container: runs an SSH service on the default port 22, exposing two accounts with extremely weak username-password pairs.

On the four private hosts, we deploy DOLOS with Honeyports, exposing fake services on well-known open ports to detect any potential malware traffic generated from the bastion host. This configuration of DOLOS allows us to evaluate both the effectiveness of file-based deception against automated malware and the usefulness of network-level MTD against lateral movements by automated adversaries.

2) *Results - Setting (I)*: We deployed our virtual network on the open Internet for a period of 30 days, over which we analyzed all interactions with the containers in the bastion host and private hosts. Over this period, the bastion host was compromised within a few hours of deployment a total of 14 times, with a maximum deployment-to-compromise time of 27 hours. After each compromise, the bastion host was manually terminated and redeployed. All security breaches happened through the exploitation of the weak credentials on the SSH service, while no successful attacks were detected on the HTTP webserver.

Once local access to the bastion host was obtained, none of the malware interacted with any trip file or performed any operation in the directories monitored by DOLOS. Furthermore, no outbound connection to any of the private hosts was detected, and in general, no outbound traffic to the internal network was generated. In all breaches, the automated malware installed cryptominers in the bastion host, which explains why no interaction with the local file system nor private hosts was detected by DOLOS. Since the GCP forbids crypto mining, we shut down the bastion host and restored it soon after each security breach. This can also explain the lack of interaction registered with the malware. It is possible that, given more time, the malware would have attempted to spread toward other hosts in the network to increase the mining capacity.

3) *Experimental Setup - Setting (II)*: The experimental setup for setting (II) consists of a single VM where we deploy

DOLOS equipped with two tools: Endlesssh and Honeyports. Endlesssh is configured to run on the standard port 22 in “start” mode, while we configure Honeyports to simulate several open services on well-known ports: FTP on 21, DNS on 53, HTTP server on 80, IMAP on 143 and MySQL on 3306. The VM is deployed on the GCP and directly accessible on the Internet.

4) *Results - Setting (II)*: We deployed the VM for a total of 430 hours, distributed over a period of one month. In total, five instances of the VM were deployed. Over this period, Honeyports detected a large number of incoming connections (port scans) evenly distributed among the different deployed services. More rarely, complete Nmap fingerprinting connections were detected as well — also evenly distributed. Interestingly, the most significant portion of incoming connections did not target the Honeyports services, but concentrated on the ssh port: 1758 connections were detected by Endlesssh over the 430 hours, with duration ranging from a few seconds to over 9 hours. This indicates a strong preference by the malware to target interactive services that can provide immediate access to the system, possibly because credential bruteforcing is an easily-automated process. Figure 4 shows the CDF of the inbound ssh connection duration registered during the evaluation. As we can see, most malware connections last for less than 100s, with only a few long-lasting connections that skew the average. Most likely, the short-duration connections result from scanning/enumeration probes that give up after a short time, while longer-lasting ones correspond to real connections to attempt credentials bruteforcing.

### B. Lessons Learned: Automated Adversary

1) *Lessons Learned - Setting (I)*: While it is unfortunate that only cryptominers interacted with our systems in the 30 days deployment window, the results of this experiment provide some interesting insights. Concerning research question (a), we can say that DOLOS’s file-level MTD modules are not helpful against cryptominers. This is unsurprising, as the only goal of this type of malware is to obtain as much computational power as possible to mine cryptocurrency. Indeed, all cryptominers in our experiments only downloaded scripts in the home directory, which is not considered suspicious activity. The answer to research question (b) is also negative, as cryptominers do not appear to attempt any lateral

movement once they obtain access to a machine. This result is somewhat surprising, as one would expect malware to try to infect as many devices as possible to further increase the available computational power. However, as we stated before, this result could be influenced by the short window of time the malware had to propagate to new machines before the bastion host was reset. Finally, our analysis of the filesystem-level activity performed by the cryptominers provides interesting hints on what new active defense tools can be developed against this type of malware. Table I details the activity carried out by the different cryptominers obtained through log analysis. Most of the activity carried out by the malware relates to downloading malicious scripts or unpacking malware in the `/home` and `/tmp` directories. Furthermore, at least one botnet exploits known services and cronjobs to ensure that the malware is running at all times. These interactions are challenging to deal with since introducing filesystem-level tools that detect the creation/modification of files in the `/home` and `/tmp` directories could hinder regular use of the system. However, almost all the malware detected also downloads additional scripts/bytecode beside the cryptominer to perform further actions. An interesting direction to deal with this kind of malware is to analyze the behavior these scripts enable and target these new actions with specific new deception MTB modules. Due to the terms of use of the GCP, we could not analyze the secondary behavior of these malware, as the bastion VM was terminated as soon as we detected crypto activity. The detailed analysis of the secondary behaviors of crypto miners and possible MTD countermeasures are left as future work.

2) *Lessons Learned - Setting (II)*: The results of this experiment clearly show that DOLOS’s networking MTD modules are highly effective in slowing down the initial reconnaissance phase of an attack, forcing malware to generate large amounts of network noise. The results of the experiments also suggest that malware often exploits easily automatable vulnerabilities, such as weak credentials. By using fake interactive services, such as Endlesssh, to trap the malware in endless connection loops, real services can be protected from attack. Therefore, our experimental results suggest a positive answer to the research question (c).

### C. Average Human Attacker

This section evaluates the effectiveness of DOLOS against average human attackers. For these experiments, we enrolled a team of students from the final year of our computer science degree and asked them to attack a VM protected by DOLOS. The attackers aim to obtain local access to the VM and perform privilege escalation to steal sensitive documents. Similarly to our previous experiment, we design this evaluation to analyze the effectiveness of different DOLOS MTD modules in deceiving and hindering knowledgeable adversaries. This evaluation aims at answering three research questions: (d) how effective are DOLOS’s networking MTD modules against human adversaries? (e) Can networking MTD tools effectively slow down and confuse human attackers, providing time for incident response teams to act? (f) Are filesystem MTD tools practical against privilege escalation and data stealing?

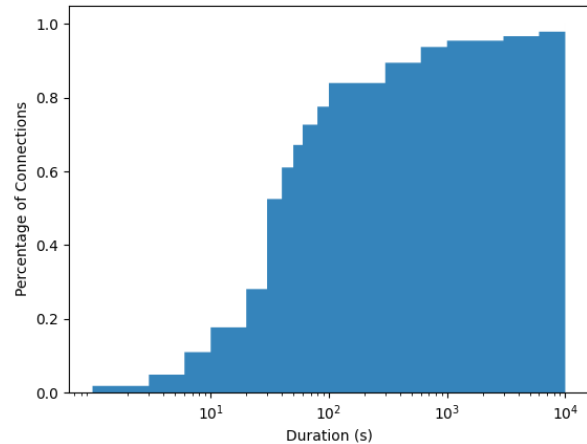


Fig. 4. Cumulative Distribution Function (CDF) of Endlesssh connections duration for the Setting (II) of the Automated Adversary evaluation.

1) *Experimental Setup*: The experimental setup consists in one VM where we deploy real, vulnerable services as well as DOLOS services. Attackers can interact with the VM remotely through the network. The detailed configuration of the VM is as follows:

#### Real Services:

- Apache HTTP server on port 80. The server has a single webpage using CGI to handle user requests. The page shows a website under construction that internally calls a bash script to retrieve connection-related information to display. The bash version has been downgraded to be vulnerable to the Shellshock attack. The webserver runs under the default “www-data” user.
- SSH service on port 2000. This service is vulnerable to bruteforce attacks on two different user accounts using well-known weak passwords: “test” with password “test”; “user” with password “password123”. These users do not have root privileges.

#### DOLOS Services:

- Portspooft. Provides several fake services to slow down reconnaissance and make it harder to identify real services.
- Invisiport. Setup to trigger upon interaction with ports 53, 443, 445, corresponding to DNS service, HTTPS server, and Microsoft-ds (SMB - Server Message Block protocol).
- Endlesssh. Provides fake ssh tarpits on ports 22, 2001, and 2222.
- Honeyfile. Configured to log interactions with a set of directories that could be of interest to an attacker.
- Honeyfile. Configured to kill the PID and lock the user that accesses a set of directories hidden in the `/home` and `/data` directories.
- Cryptolocked. Configured to kill the PID and lock the user interacting with any trip file deployed in the machine’s filesystem.

The pentesting activity was carried out in four separate

sessions for a total of approximately 12 hours. The participants were not told about the presence of DOLOS on the VM.

2) *Results:* During the initial phase of the attack, the pentesters carried out a port scan on the VM, detecting multiple open services. Initially, the pentesters focused mainly on port 445, the Server Message Block protocol, looking for misconfigurations that could potentially allow access to files or command execution. The pentesters also probed the service to enumerate potential system users. In reality, port 445 is a spoofed service provided by the Invisiport module, which automatically blocklisted the IP address of the pentesters, making all services unreachable except for a small set of fake services provided by the module itself. After further interaction, the pentesters noticed the inconsistencies caused by Invisiport and reset their session to restart the vulnerability assessment from scratch. In this second session, the pentesters focused mainly on the fake Samba and HTTPS services, primarily looking for ways to enumerate users and well-known web application vulnerabilities without success. During the third session, the pentesters switched focus to interactive services, particularly SSH. All four SSH services, one real and three fake SSH tarpits, saw considerable volumes of connections in this session. The fake SSH tarpit on port 22 absorbed the most significant number of connections, shifting the attention of the pentesters away from the real SSH service. Over the session, seven separate connections were directed to port 22, with an average duration of 30 seconds and a maximum duration of 115 seconds. Most of these were short-lived bruteforce attempts on the tarpit, which resulted in considerable wasted time. A small number of connections were also directed to the real SSH service and the other two SSH tarpits. However, no successful bruteforce attempt was registered.

In the fourth and final session of the test, we gave the pentesters local access to the machine by directing them to the real SSH service and suggesting bruteforcing with a list of well-known usernames/passwords. After obtaining local access, the pentesters began analyzing the filesystem looking for potentially valuable files and ways to escalate privileges. In their activity, the pentesters triggered some trip files, which resulted in Cryptolocked terminating the connection. The pentesters also used different scripts and tools to aid their search for potential vulnerabilities and valuable files, which resulted in numerous alerts from the deployed filesystem-based active defense tools. Finally, the pentesters identified a vulnerability in a Vim container, which allowed them to spawn a root shell and escalate privileges.

#### D. Lessons Learned: Average Human Attacker

From the logs gathered during the four pentesting sessions and a descriptive report produced by the pentesters, we can confidently say that the answer to research questions (d) and (e) is affirmative: DOLOS networking MTD modules are highly effective at confusing and slowing down average human attackers. At the end of the third session, the testers reported that *“the conflicting information gathered by initial assessments made it hard to identify attack vectors and plan exploitation strategies”* and that *“active services that*

*at times responded slowly and inconsistently complicated the pentesting process”*. Indeed, the Invisiport tool and SSH tarpits proved extremely valuable from the point of view of deception and annoyance, attracting many connections and absorbing a considerable amount of the pentester’s time and attention.

Based on the logs and alerts generated from the filesystem-level active defense tools, the answer to research question (f) is also affirmative: DOLOS’s filesystem MTD modules are a valuable asset for the early detection of privilege escalation attempts and data stealing. Trip files proved exceptionally effective against scripts aimed at gathering intelligence on the filesystem and system configuration-based vulnerabilities. The scripts used by the pentesters to detect privilege escalation vulnerabilities triggered multiple trip files and generated several log alerts that, in an entire enterprise network, would have immediately warned the CSIRT of the attack.

Concluding, this evaluation shows that the coordination of multiple active defense tools by DOLOS provides valuable defense in depth against average attackers and can significantly increase the time required for an attack, providing ample response time for cybersecurity teams.

#### E. Expert Human Attacker

This section studies the effectiveness of DOLOS against expert human attackers. We enrolled 31 final-year students with a solid background in systems security from our Master’s degree program in Cybersecurity and designed a multi-layer evaluation of our system. The goal of the attackers is to complete all layers of the experiment by compromising at least one VM in each layer and obtaining root privileges. The attackers had knowledge of the details of DOLOS, but were not explicitly told of its presence on the VMs. We designed this evaluation to assess the effectiveness of DOLOS as a deterrent and measure how much it can slow down attackers. To this end, layers one and three of the experiment are designed to be a one-to-one comparison between an attack on machines without DOLOS and the same machines with DOLOS. Layer two assesses the ability of DOLOS to discourage attacks on systems by comparing a DOLOS-protected VM to the same VM without DOLOS-protection. This evaluation aims at answering two research questions: (g) is DOLOS an effective deterrent? How much less likely to be compromised is a system running it? And (h) can DOLOS provide additional time for incident response teams to react compared to systems without it? If so, how much?

1) *Experimental Setup:* The experimental setup used is illustrated in Figure 5. We use a three-layer design for this experiment where the attacker must compromise a VM in one layer before accessing the next one. Each layer comprises two VMs. To unequivocally identify the VMs, we use the notation  $VM_{x,y}$ , where  $x$  identifies which layer the VM belongs to, and  $y$  identifies the VM number in that layer. For example, the second VM of the third layer would be  $VM_{3,2}$ . The configuration of the VMs in each layer is presented in Table II. In the first layer, no machine uses DOLOS, and both have reasonably straightforward vulnerabilities. In layer two,  $VM_{2,2}$  is protected by DOLOS and has an easy-to-exploit command

TABLE II  
VIRTUAL MACHINE CONFIGURATION FOR THE EXPERT HUMAN ATTACKER EVALUATION.

Layer	VM	Service - Port	Vulnerabilities	DOLOS Services - Port
Layer 1	VM1.1	<ul style="list-style-type: none"> <li>• Bind DNS - 53</li> <li>• HTTP server - 80</li> <li>• Samba - 139, 445</li> </ul>	<ul style="list-style-type: none"> <li>• SSH - 22 - remote user enumeration</li> <li>• FTP - 2121 - weak credentials</li> </ul>	<ul style="list-style-type: none"> <li>• No DOLOS</li> </ul>
	VM1.2	<ul style="list-style-type: none"> <li>• FTP - 21</li> <li>• Bind DNS - 53</li> <li>• Samba - 139, 445</li> <li>• Apache Tomcat - 80</li> </ul>	<ul style="list-style-type: none"> <li>• SSH - 22 - remote user enumeration</li> <li>• HTTP server - 8080 - command injection</li> </ul>	<ul style="list-style-type: none"> <li>• No DOLOS</li> </ul>
Layer 2	VM2.1	<ul style="list-style-type: none"> <li>• SSH - 22</li> <li>• Bind DNS - 53</li> <li>• Rpcbind - 111</li> <li>• MySQL - 3306</li> </ul>	<ul style="list-style-type: none"> <li>• HTTP server - 80 - command injection</li> <li>• Asterisk VoIP - 5038 - PBX extension enum.</li> </ul>	<ul style="list-style-type: none"> <li>• No DOLOS</li> </ul>
	VM2.2	<ul style="list-style-type: none"> <li>• Bind DNS - 53</li> </ul>	<ul style="list-style-type: none"> <li>• SSH - 22 - remote user enumeration</li> <li>• HTTP server - 3241 - command injection</li> </ul>	<ul style="list-style-type: none"> <li>• Portspooft - multiple ports</li> <li>• Endlesssh - 2000, 2021</li> <li>• Honeyfile</li> </ul>
Layer 3	VM3.1	<ul style="list-style-type: none"> <li>• Bind DNS - 53</li> <li>• HTTP server - 80</li> <li>• Samba - 139, 445</li> </ul>	<ul style="list-style-type: none"> <li>• SSH - 2002 - remote user enumeration</li> <li>• FTP - 2321 - weak credentials</li> </ul>	<ul style="list-style-type: none"> <li>• Portspooft - multiple ports</li> <li>• Endlesssh - 22</li> <li>• Honeyfile</li> </ul>
	VM3.2	<ul style="list-style-type: none"> <li>• FTP - 21</li> <li>• Bind DNS - 53</li> <li>• Samba - 139, 445</li> <li>• Apache Tomcat - 8080</li> </ul>	<ul style="list-style-type: none"> <li>• SSH - 2032 - remote user enumeration</li> <li>• HTTP server - 3241 - command injection</li> </ul>	<ul style="list-style-type: none"> <li>• Portspooft - multiple ports</li> <li>• Endlesssh - 22, 2000</li> <li>• Honeyfile</li> </ul>

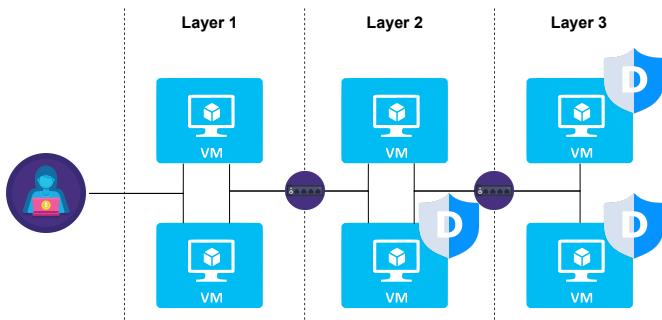


Fig. 5. Experimental setup for the Expert Human Attacker evaluation.

injection vulnerability on the webserver, similar to VM1.2. VM2.1, on the other hand, is not protected by DOLOS but has a more complex exploitation path which requires successful PBX extension enumeration by exploiting the Asterisk VoIP service and then using one of these extensions to exploit a command injection vulnerability on a FreePBX web page [21]. Finally, the third layer is configured with the same vulnerabilities as layer 1, but both machines are protected by DOLOS.

2) *Results*: The results of our evaluation are presented in Table III. Overall, the pentesting activity lasted for over 57 hours over a period of one month and generated more than 150GB of traffic. More than 90% of the attackers successfully compromised layer 1, with a significant preference for VM1.2 (84.98% compromise rate). This VM was vulnerable to a reasonably direct command injection vulnerability, which could be found using the OWASP ZAP tool [22]. VM1.1 saw considerably less interaction, almost half as much as VM1.2, and generally was ignored in favor of the other VM. From the penetration testing reports, no particular difficulties were

reported on the first layer. This layer of the evaluation was designed to establish a baseline level of proficiency of the attackers and a baseline performance to compare DOLOS's effectiveness.

The second layer was successfully compromised by a considerably lower number of attackers (61%), and *all of them* achieved it by exploiting VM2.1, which did not run DOLOS. As discussed, the exploitation path required to compromise this VM was much more complex than VM2.2, which had the same vulnerable web application as VM1.2. The fact that 85% of the attackers compromised VM1.2, but *none of them* could exploit the same vulnerability in a VM with DOLOS (VM2.2) unequivocally shows its effectiveness as a deterrent. We also note that many attackers reported suspicion that VM2.2 was a honeypot rather than a real system. These reports validate our design goal of disguising DOLOS-protected systems as honeypots so that attackers would overlook them.

The final layer of the evaluation comprised solely of DOLOS-protected systems. The VMs in the third layer were configured precisely like the VMs of layer 1, with only port numbers varying. From Table III, we see that only 6% of the attackers successfully compromised this layer, compared to 90% in layer 1. Moreover, the time-to-compromise for layer 3 was over 48 hours, compared to just  $\sim 1.5$  hours for layer 1: a 32-fold increase. The amount of generated traffic also dramatically increased between layer 1 and layer 3, more than doubling from 21.22GB in layer 1 to 54.89GB in layer 3. These results highlight the effectiveness of DOLOS in defending production systems and significantly slowing down attacks, giving CSIRT ample time to take action. Furthermore, the considerable increase in network traffic registered and the large number of alerts generated by DOLOS (on average, 63 per attacker) eases the detection of intruders considerably.



TABLE III

EXPERT HUMAN ATTACKER EVALUATION RESULTS. SHOWS THE PERCENTAGE OF PENTESTERS WHO SUCCESSFULLY COMPROMISED EACH VM, THE AVERAGE TIME TO COMPROMISE, AND THE OVERALL TRAFFIC GENERATED.

Layer	VM	Compromise %	Time to Compromise	Traffic (GB)
Layer 1	VM1.1	5.34%	2h 1m 21s	7.43
	VM1.2	84.98%	1h 9m 36s	13.79
Layer 2	VM2.1	61%	14h 37m 20s	52.06
	VM2.2 (DOLOS)	0%	N.A.	26.82
Layer 3	VM3.1 (DOLOS)	0%	N.A.	23.60
	VM3.2 (DOLOS)	6%	48h 25m 42s	31.29

#### F. Lessons Learned: Expert Human Attacker

From the results of this evaluation, we can draw several conclusions. Firstly, we can clearly say that the answer to the research question (g) is affirmative. As shown by the layer 2 evaluation, DOLOS is an effective deterrent, and machines protected by our system are unlikely to be targets of attacks. None of the expert human attackers successfully compromised VM2.2, regardless of the easier exploitation path. Instead, they actively avoided it, considering it a potential honeypot. Secondly, the answer to the research question (h) is also affirmative. The direct comparison between layers 1 and 3 shows that DOLOS deception capabilities significantly increase system defenses and that, even when successful, expert human attackers require much more time and traffic to compromise the systems. The same VM configuration (VM1.2 - VM3.2) was much more challenging to exploit when DOLOS was deployed, decreasing the success rate by 93% and increasing the time-to-compromise by over 30 times.

In conclusion, the evaluation results show that DOLOS is an effective defense tool against expert human attackers with considerable knowledge of system security.

#### G. Professional Penetration Tester

This section briefly discusses the opinion that a professional penetration tester reported on DOLOS. We provided the pentester with access to the architecture of DOLOS and the MTD modules implemented and asked him how he would carry out an attack on a production system armed with DOLOS.

The goal of this evaluation is to answer the following two research questions: (i) can DOLOS be effective in slowing down professional attackers? (j) Can DOLOS help CSIRT to expose stealthy attackers who try to compromise the systems without being detected?

In what follows we describe what the professional pentester reported. The pentester would begin the evaluation by obtaining information on the operating system run by the host, for instance through the use of the *ping* command. Based on the time-to-live field in the response packet, it is possible to identify the operating system running on the machine, as DOLOS does not implement any MTD countermeasure against this type of interaction. Successively, the pentester would begin a system-wide scan to reveal open ports and an enumeration of running services with an automated tool. Since

DOLOS networking MTD modules are configured to block and prevent banner grabbing and enumeration, the results from the scan would appear suspicious to a professional. The pentester would then move to a more curated, stealth approach, enumerating the running services manually using a standard fixed request string. The majority of currently implemented DOLOS networking modules provide a low-interaction environment designed to fool automated scanning tools. Through manual inspection, the professional pentester would slowly identify DOLOS fake services and converge on the set of real services offered by the production system. During this process, the pentester's IP address would be blocklisted multiple times by the automated networking modules of DOLOS, which would require an IP change to continue the attack. In the real world, this can be easily achieved by using multiple VMs from a cloud provider but would increase the time required for exploitation. Eventually, the professional pentester would identify all DOLOS fake services and obtain access to the production system by exploiting the real vulnerable services.

#### H. Professional Penetration Tester: Lessons Learned

As is often the case with cybersecurity defenses, a professional adversary dedicating enough time, resources and effort would be able to identify DOLOS MTD modules and eventually converge on the real production services. However, the goal of DOLOS is not to stop an attacker completely but rather to slow him down and expose his activity to CSIRT for remediation. To identify the real production services, a professional attacker would have to manually interact with all available services and filter out DOLOS's fake services one at a time. This activity requires a considerable amount of time, as it involves manual analysis of the responses from each deployed networking module. Moreover, interaction with several DOLOS networking modules would result in blocklisting of the attacker's IP address. This would further increase the time required for the attack, forcing the adversary to switch between multiple machines to continue the activity. Finally, the interaction with DOLOS networking modules would raise several alerts in the Controller which would relay them to the CSIRT. Therefore, we can say that the answer to research questions (i) and (j) is affirmative.

The professional pentester report provided us with important insights in how to improve DOLOS and MTD techniques

further. An important point highlighted by the pentester is that IP blocklisting makes it trivial to identify fake services. Indeed, interactions with spoofed services are often used as a trigger for IP blocklisting by DOLOS. While this approach can be effective against automated tools (and adversaries who rely on such tools), this is clearly not the case against a professional attacker, which can use this information to filter DOLOS services. Furthermore, the professional pentester could filter out MTD modules individually because DOLOS does not dynamically mutate the attack surface over time and the same port numbers stay assigned to the same fake services. The traditional MTD technique of periodically randomizing services would not work to address these limitations. In fact, it would make it *easier* for an attacker to identify real services: since DOLOS would randomize only fake services, the remaining fixed, unchanging ones would be the real services. Allowing DOLOS also to randomize real services would incur in all the drawbacks of traditional MTD randomization techniques, as well as providing DOLOS with extended access to the real production system, which we strive to avoid.

*Countermeasures.* These limitations have been addressed and DOLOS improved by integrating a new dynamic deception approach as described below. We can exploit the fake services exposed by DOLOS to identify suspicious IP addresses and implement a *transparent filter* on the open ports associated with real production services. Any IP address that interacts with a DOLOS service is added to a suspicious list. Any connection coming from an IP in the suspicious list towards a real service is re-routed to a DOLOS-controlled port where a similar fake service is exposed. From the adversary’s point of view, the real service port is exposing a fake service. However, any legitimate user who did not interact with DOLOS modules will be connected to the real production service without disruption. This dynamic deception approach can be further extended to introduce full, system-wide randomization of services without affecting any real service for legitimate users. After detection of suspicious activity from an IP address, DOLOS can use transparent filtering to make real services unreachable for the attacker and at the same time re-randomize all running DOLOS fake services. From the point of view of the adversary, this would effectively result in *all* the services and ports on the machine changing at the same time. However, it would not affect legitimate users, and they would still be able to access real services without interruption. These functionalities do not require implementing new modules and are already achievable with the current DOLOS architecture. The Management module of the DOLOS Controller already implements a command to re-initialize all MTD modules deployed by an Agent, which can be used to provide re-randomization of the fake services. The implementation of the port filtering can be achieved by installing a simple rule in any programmable router or IDS in the network. The DOLOS Controller instructs the relevant network device to change the destination port of any packet matching a specific triplet  $\langle source\ IP, dest.\ IP, dest.\ port \rangle$ , where source IP is an address in the suspicious list, and destination IP and port identify the socket of the real services to protect.

TABLE IV  
OVERHEAD OF DOLOS UNDER DIFFERENT CONDITIONS.

Configuration	CPU Overhead	RAM Overhead
DOLOS Core only	0%	3.1MB
All modules idle	0%	10.7MB
Under Port scan	0.1%	40.8MB
Under filesystem scan	0.1%	52.1MB
Under Port scan Under filesystem scan	0.2%	52.1MB

Finally, we can further strengthen the resiliency of the suspicious list by implementing *enumeration fingerprinting* techniques in DOLOS [23], [24]. The professional pentester report highlights how advanced adversaries employ manual techniques for enumeration to be more stealthy and to analyze the responses from the services better. Typically, an adversary does this through the use of fixed query requests using tools such as netcat. DOLOS can exploit this by creating a fingerprint of all connection requests received by any of its networking modules. This fingerprint can be later used to identify further connection requests *even if they come from the same adversary using other IP addresses*. We leave the implementation of the transparent filter module based on enumeration fingerprinting as future work.

### I. Overhead

In this final section of our evaluation, we assess the impact of DOLOS on system performance from the point of view of CPU and memory usage overhead. Table IV presents our findings. As we can see, the impact of DOLOS on both CPU and RAM is negligible. When idle with only the core module loaded, the overhead in the system is essentially zero. Loading and deploying all DOLOS tools results in similar negligible performance impact, with only  $\sim 11$ MB of ram used by the system. We could detect any measurable CPU overhead only when the system was actively under attack. When under port scan with all modules deployed, we registered a 0.1% increase in CPU load and a  $\sim 41$ MB overhead in system RAM usage. Similarly, with all modules deployed and a file-scanning script running in the system, we barely registered a 0.1% increase in CPU usage and a 52MB increase in system RAM usage. Finally, when under both port scan and filesystem scanning, the CPU overhead reached a brief peek of 0.2%, while the system RAM usage remained similar at +52MB. By all measures, we can say that DOLOS adds negligible overhead to the systems in which it is deployed.

## V. DISCUSSION

This section discusses potential pitfalls of DOLOS and future development directions toward a fully autonomous active defense agent.

### A. Increase in Attack Surface

The main potential pitfall of DOLOS is the increased attack surface it provides to adversaries. A general rule of cybersecurity is if you don’t need something, then don’t have it. This

especially applies to open ports and exposed services. If a service is not necessary to achieve the function of a system, it should be removed, and its port should be closed to reduce the attack surface for potential adversaries. The DOLOS approach of embedding fake services in production systems flips this concept on its head. While it is undeniable that adding fake services can potentially introduce new attack vectors in a system, we believe that our evaluation of DOLOS shows the advantages outweigh the risks. The container-based architecture of DOLOS and the multi-layer security features described in Section III-C minimize the risk that compromise of DOLOS services leads to privilege escalation and breach of the container. Moreover, by setting up seccomp profiles, capabilities, and AppArmor in a controlled manner, the container's access to the underlying system is restricted, reducing the ability of an attacker to exploit DOLOS and compromise the production system.

### B. Towards an Autonomous Agent

Currently, the DOLOS Controller implements an interface through which security teams can view and update the configuration of DOLOS modules, as well as view logging information and alerts. A promising future direction is to introduce a new component in the Controller that can autonomously deploy DOLOS modules, as well as initialize their configuration based on the network environment and potential attackers. At the most basic level, such component could be modeled as an expert system with well-defined rules and conditions covering the most common use cases and system settings. A good starting point to design a system of this type would be the MITRE Engage framework [25], which defines a set of activities that can be performed in response to adversaries' actions.

A more advanced, more flexible form of automation would be the introduction of an intelligent component in the Controller, able to make decisions based on the assessment of the state of the deployment environment and the actions taken by attackers. An interesting approach in this direction is deep reinforcement learning, which has been recently applied to many complex problems from robotics [26] to cybersecurity [27]. Deep reinforcement learning is an interesting candidate for an intelligent controller since it excels at learning and solving complex high-dimensional problems. Controlling DOLOS's module deployment and configuration while considering the current state of the environment and adversarial interactions is a problem with a very large state space and numerous potential actions that can be applied. Deep reinforcement learning [28] uses an approximator, typically a deep neural network, to estimate the value function that is typically based on a table of state-action pairs in traditional reinforcement learning [29]. The ability of the neural network approximator to learn a complex function mapping arbitrary states to action/rewards appears to be a perfect fit for the control problem of active defense tools. Some initial research on applications of reinforcement learning to active defense and cybersecurity tools configuration exists [30]–[32]. However, these works are restricted to limited automation of specific tools, and no general solution to this problem exists to our

knowledge. We leave the study of these research questions as future work.

## VI. RELATED WORKS

Researchers have proposed randomization and shuffling-based defense techniques for several decades, ranging from the first on n-version programming [33] to reconfigurable software and networks [34]. However, this approach to cybersecurity was formalized only recently under the umbrella of Moving Target Defense [1]. Since then, many approaches have been proposed in the literature at different levels of the system stack: hardware level, virtual machine level, operating system level, and application level. In [35], the authors propose an MTD technique based on instruction-set randomization at the CPU level. They create process-specific randomized instruction sets based on a secret key to defend against code-injection attacks. The idea is that an attacker who does not know the randomization key will inject code that is invalid for the specific randomized CPU, failing the attack. The authors of [36] extend this approach to the whole software stack to prevent the execution of unauthorized binaries regardless of the attack vector. Several works propose applications of different flavors of IP address randomization [37]–[40]. Typically, this family of approaches periodically changes the IP address of production systems in a randomized manner to thwart adversarial reconnaissance. In [41], the authors propose a theoretical model to fully randomize the network stack of systems. From all possible combinations of the different layers of the stack, a subset of allowed combinations is defined. The proposed system randomizes the layers periodically by choosing from this set of allowed combinations. The authors of [42] propose a decoy-based shuffling approach to protect IoT devices. They exploit the flexibility of software-defined networking to randomly perform network topology shuffling, hiding real IoT devices among fake decoy devices. In [43], the authors propose a shuffling-based MTD technique to randomize the network configuration of a host (mac/ip addresses, ports) based on its presence on an adversary's attack path. The paper [44] introduces an MTD framework employing reinforcement learning to inspect network traffic and a network shuffling MTD technique to defend against detected threats.

Another thread of MTD research focuses on system diversification and redundancy. This family of works employ multiple, diverse implementations of system components designed to achieve the same end result in different manners. The authors of [45] propose a system that changes components of a running program in a randomized manner. The authors use multiple functionally-equivalent implementations of different program components and randomly chose variants at runtime. In [46], the authors combine shuffling and diversity techniques and introduce a multi-version web service architecture designed to maximize system dependability. The paper [47] introduces a redundancy-based MTD technique aimed at protecting webservers from command injection attacks. It uses multiple replicas of different software components of the webserver that are changed at runtime. The authors of [48] propose a network traffic morphing technique for cyber

physical systems used to disguise real traffic. This technique creates several network sessions with distribution of inter-packet delays similar to those of real traffic. These sessions are maintained at all times to hide and protect the real network session.

All these works are orthogonal to our proposal and can be used in conjunction to DOLOS to offer additional protection to production systems. However, it is worth noting that many of these techniques introduce considerable additional complexity in the management of systems, as well as sometimes prohibitive overhead [3]. On the other hand, by limiting the application of MTD techniques only to deceptive services and system properties DOLOS provides strong security at low complexity and overhead cost.

The family of works that are conceptually closest to DOLOS is on autonomous cyber defense agents [49]–[53]. Works in this family propose the use of agents based on artificial intelligence to reduce reliance on human cybersecurity experts and define a high-level architecture for the agents. These agents should be capable of autonomously planning and executing complex cyber defense activities to slow down and defeat automated malware. This family of works proposes only a high-level approximation of the architecture of such agents, and no implementation or detailed instantiation of the concept is given.

## VII. CONCLUSION

This paper presented DOLOS, a novel architecture that unifies cyber deception and moving target defense approaches. DOLOS is motivated by the insight that deceptive techniques are much more powerful when integrated into the production systems rather than deployed alongside them. DOLOS combines typical MTD techniques such as randomization, diversity, and redundancy to deception, and brings all these functionalities directly in the production systems through the DOLOS Agent. We showed that DOLOS can seamlessly and securely integrate into production systems through multiple layers of isolation, making it much more effective compared to typical deception techniques. Through an extensive and thorough evaluation of DOLOS against several different types of attackers, ranging from automated malware to professional penetration testers, we conclude that DOLOS is highly effective in slowing down attackers and protecting the integrity of production systems.

## ACKNOWLEDGMENT

This work was partially supported by project SERICS (PE00000014) under the NRRP MUR program funded by the EU-NextGenerationEU. This work was also supported by Gen4olive project funded by the European Union’s Horizon 2020 research and innovation programme under grant agreement No. 101000427.

## REFERENCES

[1] S. Jajodia, A. K. Ghosh, V. Swarup, C. Wang, and X. S. Wang, *Moving target defense: creating asymmetric uncertainty for cyber threats*. Springer Science & Business Media, 2011, vol. 54.

[2] S. Jajodia, V. Subrahmanian, V. Swarup, and C. Wang, *Cyber deception*. Springer, 2016, vol. 6.

[3] J.-H. Cho, D. P. Sharma, H. Alavizadeh, S. Yoon, N. Ben-Asher, T. J. Moore, D. S. Kim, H. Lim, and F. F. Nelson, “Toward proactive, adaptive defense: A survey on moving target defense,” *IEEE Communications Surveys & Tutorials*, pp. 709–745, 2020.

[4] C. Lei, H.-Q. Zhang, J.-L. Tan, Y.-C. Zhang, and X.-H. Liu, “Moving target defense techniques: A survey,” *Security and Communication Networks*, vol. 2018, 2018.

[5] G.-l. Cai, B.-s. Wang, W. Hu, and T.-z. Wang, “Moving target defense: state of the art and characteristics,” *Frontiers of Information Technology & Electronic Engineering*, vol. 17, no. 11, pp. 1122–1153, 2016.

[6] F. De Gaspari, S. Jajodia, L. V. Mancini, and A. Panico, “Ahead: A new architecture for active defense,” in *Proceedings of the 2016 ACM Workshop on Automated Decision Making for Active Cyber Defense*, 2016, pp. 11–16.

[7] D. P. Sharma, D. S. Kim, S. Yoon, H. Lim, J.-H. Cho, and T. J. Moore, “Frvm: Flexible random virtual ip multiplexing in software-defined networks,” in *2018 17th IEEE International Conference On Trust, Security And Privacy In Computing And Communications/ 12th IEEE International Conference On Big Data Science And Engineering (TrustCom/BigDataSE)*, 2018, pp. 579–587.

[8] T. E. Carroll, M. Crouse, E. W. Fulp, and K. S. Berenhaut, “Analysis of network address shuffling as a moving target defense,” in *2014 IEEE international conference on communications (ICC)*, 2014, pp. 701–706.

[9] M. Taguinod, A. Doupé, Z. Zhao, and G.-J. Ahn, “Toward a moving target defense for web applications,” in *2015 IEEE international conference on information reuse and integration*, 2015, pp. 510–517.

[10] Y. Huang and A. K. Ghosh, “Introducing diversity and uncertainty to create moving attack surfaces for web services,” in *Moving Target Defense: Creating Asymmetric Uncertainty for Cyber Threats*, 2011, pp. 131–151.

[11] K. Ferguson-Walter, M. Major, C. K. Johnson, and D. H. Muhleman, “Examining the efficacy of decoy-based and psychological cyber deception,” in *USENIX Security Symposium*, 2021, pp. 1127–1144.

[12] A. Mairh, D. Barik, K. Verma, and D. Jena, “Honeypot in network security: a survey,” in *Proceedings of the 2011 international conference on communication, computing & security*, 2011, pp. 600–605.

[13] S. Mukkamala, K. Yendrapalli, R. Basnet, M. Shankarapani, and A. Sung, “Detection of virtual environments and low interaction honeypots,” in *2007 IEEE SMC Information Assurance and Security Workshop*, 2007, pp. 92–98.

[14] T. Holz and F. Raynal, “Detecting honeypots and other suspicious environments,” in *Proceedings from the sixth annual IEEE SMC information assurance workshop*, 2005, pp. 29–36.

[15] “Ansible orchestrator,” <https://www.ansible.com>, accessed:01-2023.

[16] “Structured threat information expression (stix) format,” <https://oasis-open.github.io/cti-documentation/stix/intro.html>, accessed:01-2023.

[17] “Docker,” <https://www.docker.com/>, accessed:01-2023.

[18] “Apparmor,” <https://apparmor.net/>, accessed:01-2023.

[19] “Raw sockets,” <https://man7.org/linux/man-pages/man7/raw.7.html>, accessed:01-2023.

[20] NIST, “CVE-2014-7169,” <https://nvd.nist.gov/vuln/detail/CVE-2014-7169>, 2014, [Online; accessed Mar-2022].

[21] “freepbx,” <https://www.freepbx.org/>, accessed:01-2023.

[22] “Owasp zed attack proxy,” <https://www.zaproxy.org/>, accessed:01-2023.

[23] T. Kohno, A. Broido, and K. C. Claffy, “Remote physical device fingerprinting,” *IEEE Transactions on Dependable and Secure Computing*, vol. 2, no. 2, pp. 93–108, 2005.

[24] N. Nikiforakis, A. Kapravelos, W. Joosen, C. Kruegel, F. Piessens, and G. Vigna, “Cookieless monster: Exploring the ecosystem of web-based device fingerprinting,” in *2013 IEEE Symposium on Security and Privacy*, 2013, pp. 541–555.

[25] “Mitre engage,” <https://engage.mitre.org/>, accessed:01-2023.

[26] H. Nguyen and H. La, “Review of deep reinforcement learning for robot manipulation,” in *2019 Third IEEE International Conference on Robotic Computing (IRC)*, 2019, pp. 590–595.

[27] T. T. Nguyen and V. J. Reddi, “Deep reinforcement learning for cyber security,” *IEEE Transactions on Neural Networks and Learning Systems*, 2019.

[28] V. Mnih, K. Kavukcuoglu, D. Silver, A. A. Rusu, J. Veness, M. G. Bellemare, A. Graves, M. Riedmiller, A. K. Fidjeland, G. Ostrovski et al., “Human-level control through deep reinforcement learning,” *nature*, vol. 518, no. 7540, pp. 529–533, 2015.

[29] C. J. Watkins and P. Dayan, *Q-learning*, 1992.

- [30] T. Eghesad, Y. Vorobeychik, and A. Laszka, "Adversarial deep reinforcement learning based adaptive moving target defense," in *International Conference on Decision and Game Theory for Security*, 2020, pp. 58–79.
- [31] R. Klima, K. Tuyls, and F. Oliehoek, "Markov security games: Learning in spatial security problems," in *NIPS workshop on learning, inference and control of multi-agent systems*, 2016, pp. 1–8.
- [32] X. He, H. Dai, P. Ning, and R. Dutta, "Dynamic ids configuration in the presence of intruder type uncertainty," in *2015 IEEE Global Communications Conference (GLOBECOM)*, 2015, pp. 1–6.
- [33] L. Chen and A. Avizienis, "N-version programming: A fault-tolerance approach to reliability of software operation," in *Proc. 8th IEEE Int. Symp. on Fault-Tolerant Computing (FTCS-8)*, vol. 1, 1978, pp. 3–9.
- [34] K. Compton and S. Hauck, "Reconfigurable computing: a survey of systems and software," *ACM Computing Surveys (csur)*, vol. 34, no. 2, pp. 171–210, 2002.
- [35] G. S. Kc, A. D. Keromytis, and V. Prevelakis, "Countering code-injection attacks with instruction-set randomization," in *Proceedings of the 10th ACM conference on Computer and communications security*, 2003, pp. 272–280.
- [36] G. Portokalidis and A. D. Keromytis, "Global isr: Toward a comprehensive defense against unauthorized code execution," in *Moving Target Defense: Creating Asymmetric Uncertainty for Cyber Threats*, 2011, pp. 49–76.
- [37] E. Al-Shaer, Q. Duan, and J. H. Jafarian, "Random host mutation for moving target defense," in *Security and Privacy in Communication Networks: 8th International ICST Conference, SecureComm 2012, Padua, Italy, September 3-5, 2012. Revised Selected Papers 8*, 2013, pp. 310–327.
- [38] S. Antonatos, P. Akritidis, E. P. Markatos, and K. G. Anagnostakis, "Defending against hitlist worms using network address space randomization," in *Proceedings of the 2005 ACM workshop on Rapid malware*, 2005, pp. 30–40.
- [39] D. P. Sharma, D. S. Kim, S. Yoon, H. Lim, J.-H. Cho, and T. J. Moore, "Frvrn: Flexible random virtual ip multiplexing in software-defined networks," in *2018 17th IEEE International Conference On Trust, Security And Privacy In Computing And Communications/12th IEEE International Conference On Big Data Science And Engineering (TrustCom/BigDataSE)*, 2018, pp. 579–587.
- [40] J. H. Jafarian, E. Al-Shaer, and Q. Duan, "Openflow random host mutation: transparent moving target defense using software defined networking," in *Proceedings of the first workshop on Hot topics in software defined networks*, 2012, pp. 127–132.
- [49] A. Kott and P. Theron, "Doers, not watchers: Intelligent autonomous agents are a path to cyber resilience," *IEEE Security & Privacy*, vol. 18, no. 3, pp. 62–66, 2020.
- [41] Q. Zhu and T. Başar, "Game-theoretic approach to feedback-driven multi-stage moving target defense," in *Decision and Game Theory for Security: 4th International Conference, GameSec 2013, Fort Worth, TX, USA, November 11-12, 2013. Proceedings 4*, 2013, pp. 246–263.
- [42] M. Ge, J.-H. Cho, D. Kim, G. Dixit, and I.-R. Chen, "Proactive defense for internet-of-things: Moving target defense with cyberdeception," *ACM Transactions on Internet Technology (TOIT)*, vol. 22, no. 1, pp. 1–31, 2021.
- [43] S. Yoon, J.-H. Cho, D. S. Kim, T. J. Moore, F. Free-Nelson, and H. Lim, "Attack graph-based moving target defense in software-defined networks," *IEEE Transactions on Network and Service Management*, vol. 17, no. 3, pp. 1653–1668, 2020.
- [44] S. Kim, S. Yoon, J.-H. Cho, D. S. Kim, T. J. Moore, F. Free-Nelson, and H. Lim, "Divergence: deep reinforcement learning-based adaptive traffic inspection and moving target defense countermeasure framework," *IEEE Transactions on Network and Service Management*, 2022.
- [45] M. Azab, R. Hassan, and M. Eltoweissy, "Chameleonssoft: A moving target defense system," in *7th International Conference on Collaborative Computing: Networking, Applications and Worksharing (Collaborate-Com)*, 2011, pp. 241–250.
- [46] A. Gorbenko, V. Kharchenko, and A. Romanovsky, "Using inherent service redundancy and diversity to ensure web services dependability," *Methods, Models and Tools for Fault Tolerance*, pp. 324–341, 2009.
- [47] E. Yuan, S. Malek, B. Schmerl, D. Garlan, and J. Gennari, "Architecture-based self-protecting software systems," in *Proceedings of the 9th international ACM Sigsoft conference on Quality of software architectures*, 2013, pp. 33–42.
- [48] Y. Li, R. Dai, and J. Zhang, "Morphing communications of cyber-physical systems towards moving-target defense," in *2014 IEEE international conference on communications (ICC)*, 2014, pp. 592–598.
- [50] F. De Gaspari, S. Jajodia, L. V. Mancini, and G. Pagnotta, *Towards Intelligent Cyber Deception Systems*. Springer, 2019.
- [51] A. Kott, P. Theron, M. Drašar, E. Dushku, B. LeBlanc, P. Losiewicz, A. Guarino, L. Mancini, A. Panico, M. Pihelgas, and K. Rządca, "Autonomous intelligent cyber-defense agent (aica) reference architecture. release 2.0," 2019.
- [52] P. Theron, A. Kott, M. Drašar, K. Rządca, B. LeBlanc, M. Pihelgas, L. Mancini, and A. Panico, "Towards an active, autonomous and intelligent cyber defense of military systems: The nato aica reference architecture," in *2018 International conference on military communications and information systems (ICMCIS)*, 2018, pp. 1–9.
- [53] P. Theron, A. Kott, M. Drašar, K. Rządca, B. LeBlanc, M. Pihelgas, L. Mancini, and F. De Gaspari, "Reference architecture of an autonomous agent for cyber defense of complex military systems," *Adaptive Autonomous Secure Cyber Systems*, pp. 1–21, 2020.