

DeFNet: Deconstructed Fabric Folding Strategy Based on Latent Space Roadmap and Flow-Based Policy

Ningquan Gu¹, Ruhan He^{1,#}, Lianqing Yu²

Abstract—Fabric folding through robots is complex and challenging due to the deformability of fabric. Based on deconstruction strategy, we split the complex fabric folding task into three relatively simple sub-tasks, and propose a Deconstructed Fabric Folding Network (DeFNet), including corresponding three modules to solve them. (1) We use the Folding Planning Module (FPM), which is based on Latent Space Roadmap, to infer the most straight folding intermediate states from the start to the goal in latent space. (2) We utilize the flow-based approach, Folding Action Module (FAM), to calculate the action coordinates and execute them to reach the inferred intermediate state. (3) We introduce an Iterative Interactive Module (IIM) for fabric folding tasks, which can iteratively execute the FPM and FAM after every grasp-and-place action until the fabric reaches the goal. Experimentally, We demonstrated our method on multi-step fabric folding tasks against three baselines in simulation. We also apply the method to an existing robotic system and present its performance.

I. INTRODUCTION

Fabric manipulation has many applications in daily life and the industrial field. However, it is complex and challenging for robots to realize functions like picking the target fabric from a stack of clothes, unfolding towels, and laundry folding or smoothing [1]–[4]. In the grasping and placing process, the self-occlusions in deformability configuration [5] lead to only partially observable [6], which increases the complexity compared to the rigid objects.

Early non-learned methods for folding or smoothing relied on presetting actions [1], [7], but these policies were slow and could not generalize to arbitrary initial and goal configurations. Recently, learning-based ways have been explored for fabric manipulation [4], [8], [9], which improved the result compared to the traditional non-learned methods. In order to overcome the complex dynamics of the state space in fabric manipulation tasks, low-dimensional latent space representations for planning are receiving increasing attention as they make it possible to consider states that would otherwise be intractable. Martina Lippi et al. [10], [11] proposed Visual Action Planning (VAP), which adopts the Latent Space Roadmap(LSR) to generate a visual plan as a sequence of images and use the Action Proposal Module(APM) to predict the actions between them in box stacking and T-shirt manipulation tasks. However, their action proposal policy directly outputted both the pick and the place location simultaneously. It is hard to capture the underlying

composite and conditional nature of the action space, where the location to place is strongly dependent on the pick point [12]. In addition, Thomas Weng et al. [13] applied the FlowNet to fabric manipulation, reasoning the flow of fabric in manipulation and getting more precise grasp-and-place points, demonstrating a significant outperforming state-of-the-art model-free and model-based fabric manipulation policies. But, the policy must know each sub-goal in the multi-step task, which has its limitations in some cases.

Due to the complexity of fabric folding task, we consider to split the complex folding task into several relatively simple sub-tasks based on the deconstruction strategy. Therefore, we propose a deconstructed fabric folding network (DeFNet) to tackle the fabric folding task in this paper. The framework can be seen in Fig. 1 DeFNet consists of three modules. The first is Folding Planning Module (FPM), which reasons the folding roads in latent space. The module receives the initial and goal states as input to generate a straightforward sequence of intermediate states. we utilize the LSR as the planning policy [11] in FPM. The second is Folding Action Modules(FAM), using optical flow policy to calculate the grasp-and-place points between each fabric intermediate state. The third is Iterative Interactive Module(IIM). After each grasp-and-place action, IIM takes the current observation of the fabric as a new start state to input into the FPM again. IIM iteratively executes the first and second tasks after each grasp-and-place action until reaches the goal state. IIM decreases the potential execution uncertainties and facilitates more reliable perception and planning. Our approach outperforms state-of-the-art model-free and model-based fabric manipulation policies.

The contributions of the paper can be summarized as follows:

- Based on deconstruction strategy, we propose a novel framework (DeFNet) to split the complex folding task into relatively simple sub-tasks, which makes it possible to improve the accuracy of each sub-task in the folding task and finally the whole accuracy.
- We design an Iterative Interactive Module for multistep fabric folding tasks, which integrates FPM and FAM into our framework perfectly. Meanwhile, the iterative mode is very beneficial to enhance the accuracy of each sub-task.
- We experimentally evaluate DeFNet against three SOTA methods in simulation and perform the ablations, which shows the best performance.

[#]Corresponding author: heruhan@wtu.edu.cn.

¹ School of Computer Science and Artificial Intelligence, Wuhan Textile University.

² School of Mechanical Engineering and Automation, Wuhan Textile University.

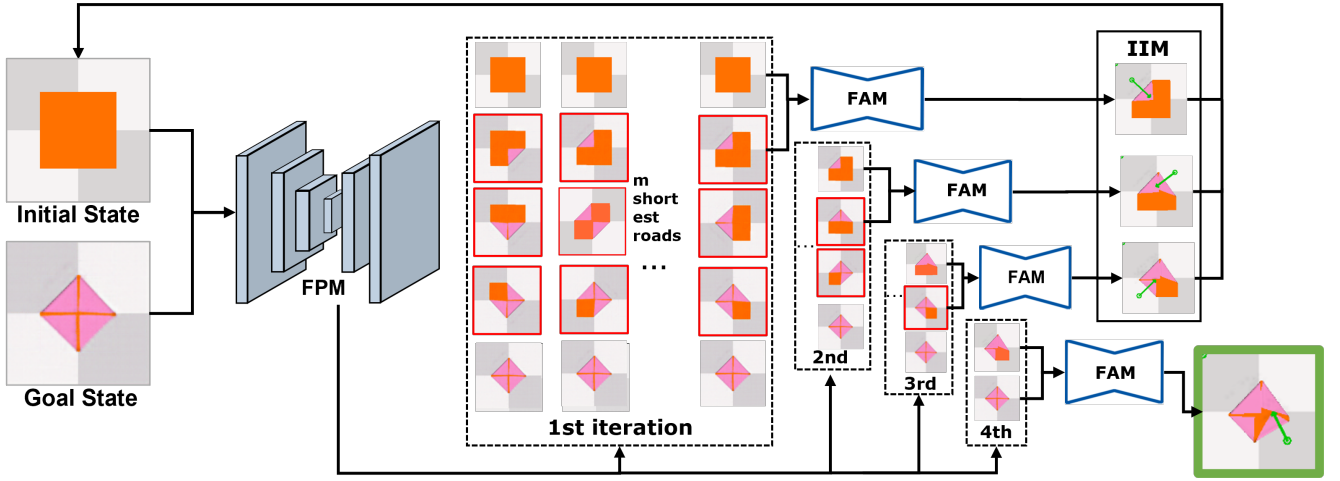


Fig. 1. Our approach deconstructs the fabric-folding task into three parts. The first, Folding Planning Module(FPM) based on the Latent Space Roadmap(LSR), receives the initial and the goal states to reason the intermediate folding states of the fabric. The images with red borders are the inferred intermediate states. Usually, there are several shortest folding roads. Second, Folding Action Module(FAM), a flow-based approach, we choose a road and feed the images into the FAM to get the grasp-and-place actions between the intermediate folding states of fabric. Third, after each grasp-and-place action(the green arrow on images), Iterative Interactive Module(IIM) takes the current observation of the fabric as a new start state to input to the FPM again. the IIM iteratively executes the first and second tasks after each grasp-and-place action until reaches the goal state(the image with green border).

II. RELATED WORK

A. Learning for Fabric Manipulation

Fabric manipulation by the robot is challenging due to the dimensional uncertainty of fabric [8]. It is tough to represent the state of the fabric. There are a variety of unsolved or waiting-to-be-optimized tasks in the fabric manipulation field, including fabric simulation [14], fabric smoothing [15], bed making [4], and fabric folding [16]. Many prior works use traditional computer vision algorithms to describe the fabric, using the pre-set trajectories to manipulate the fabric. For example, using Harris corner detection and discontinuity checks on the depth image for peak ridges and peak corners [17], using RANSAC to find the fabric corners [1], lifting the towel into the air, and shaking it to get a new goal shape [18], all the traditional computer approaches tend to fail under complex configurations. However, applying the learning method, especially deep-learning networks or deep-reinforcement learning, provides more methods for the tasks. For folding fabric, [19] learned a model-free value function. The dataset is collected by the interaction between the real robot and the fabric. Yet the performance is limited by its discrete action space, and it can not solve the long-horizon sequential folding task very well. [20] learned a visual dynamics model and used CEM to plan, which can be used to solve arbitrary goals and long-horizon tasks. However, as they claimed, their approach needed a number of grasp-and-place actions in fabric manipulation tasks, for example, it may need to execute several actions when folding one corner. In contrast, our framework can deal with the long-horizon sequential folding task, which infers the intermediate folding states with the shortest folding roads.

B. Latent Space Roadmap

Approaches for planning in complex scenes, in which the system state cannot be analytically established, can be

divided into two main strategies according to where the planning is performed. The first is high-dimensional image space. Chelsea Finn et al. in 2017 [21] predicted stochastic pixel flow from frame to frame using Long-Short Term Memory blocks. Hoque et al. in 2021 [16] introduced VisuoSpatial Foresight to forecast the movement of the fabric, which built on prior work by learning visual dynamics on domain randomized RGB images and depth maps simultaneously. In particular, the results of [22] were exploited, where 500 hours worth of data collection were used to learn the rope inverse dynamics. On the other hand, planning in a low-dimensional latent state space decreases the complexity of the input image space. In 2020 Martina Lippi et al. [10] proposed and implemented a Visual Action Planning(VAP), a graph-based structure that globally captures the latent system dynamics. It can predict the state of rigid objects and deformable objects through the Latent Space Roadmap(LSR) module of VAP. In 2022 Martina Lippi et al. [11] improved the performance of the LSR module, including improving the extension of the LSR building algorithm and adding the dynamic adjustment of the critical hyperparameter. But, their action proposal policy directly outputted both the pick and the place locations simultaneously. It is hard to capture the underlying composite, and conditional nature of the action space, where the location to place is strongly dependent on the pick point [12]. In contrast to these previous representations, our method adopts a flow-based approach, which was found to significantly outperform previous methods for goal-based fabric manipulation.

C. Optical Flow for Policy Learning

Estimating per-pixel correspondences between two images can get the optical flow of each pixel. In 2015, Alexey Dosovitskiy et al. [23] proposed a FlowNet into the video to predict optical flow at up to 10 image pairs per second,

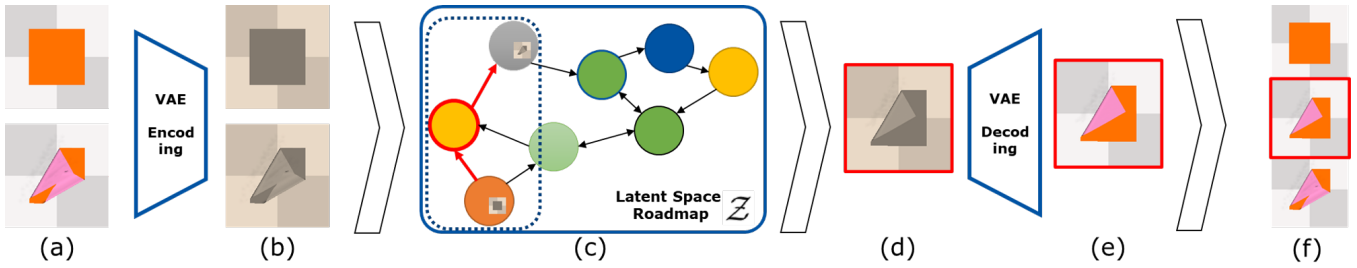


Fig. 2. The processes of Folding Planning. The VAE transforms the inputs (a) into the low-dimensional state (b). In the low-dimensional space, the manipulation planning is executed (c). Lastly, the predicted results (d) are transformed into high-dimension (e) through VAE.

achieving excellent accuracy among real-time methods. In 2022, Thomas Weng et al. [13] applied the FlowNet to fabric manipulation, reasoning the flow of fabric in manipulation and getting more precise grasp-and-place points, demonstrating a significant outperforming state-of-the-art model-free and model-based fabric manipulation policies. However, in the work of Thomas, his policy FabricFlowNet(FFN) must know each intermediate folding sub-state of the fabric, while in many cases, we often only have the initial and goal states in the multi-step folding tasks. Instead, our method needs lesser inputs, just the initial and goal states without inputting the sub-goals.

III. PROBLEM STATEMENT

We aim to enable a robot to perform multi-step folding tasks. The tasks can be formulated as follows: given a start and goal states of fabric, after a series of dynamically valid actions, we can get the final state.

The problem is formalized in the following: The input is a pair of tuple $\{I_{\text{start}}, I_{\text{goal}}\}$. The I_{start} is a flattened fabric. I_{goal} represents the folded goal state which we want to reach.

The $a_i \in \mathcal{U}$ represents the action that the robot executed. \mathcal{U} represents actions space.

When we executed the action $a_i, a_i \in \mathcal{A}$, the fabric can change the current state I_i to the next state I_{i+1} . After a series of action, $\mathcal{A} : \{a_0, a_1, \dots, a_n\}$, we can get the final state I_{final} .

$$(\mathcal{A}, I_{\text{final}}) = \pi(I_{\text{start}}, I_{\text{goal}}) \quad (1)$$

We are interested in learning the π to minimize the number of actions and the difference between the I_{goal} and I_{final} .

IV. APPROACH

A. Method Overview

Our novel strategy is to deconstruct the folding task. As Fig. 1 presents, we can improve the performance by splitting the task into three relatively simple sub-tasks: first, we reason about the relationship between the start and the goal state to obtain the shortest intermediate folding states of the fabric. Second, we compute the grasp-and-place action points between the initial state and the predict intermediate folding state. Third, after every action, we take the current observation of the fabric as a new start state to input the first module iteratively.

We factor the policy as:

$$\pi = \pi_p \cdot \pi_a \quad (2)$$

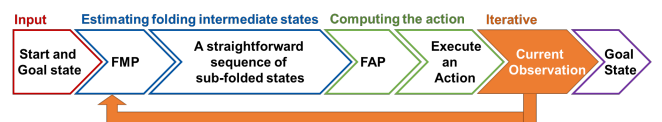


Fig. 3. The pipeline of our approach

Fig. 3 provides the overall pipeline of our approach. In the fabric folding task, our framework takes in a pair of tuples (the red color arrow box), $\{I_{\text{start}}, I_{\text{goal}}\}$. The FPM (the blue color arrow box) utilizes the low-dimensional spaces to predict the intermediate folding states, generating a straightforward sequence of sub-steps $\mathcal{G} : \{I_0 = I_{\text{start}}, \hat{I}_1, \hat{I}_2 \dots \hat{I}_{n-1}, I_n = I_{\text{goal}}\}$. The road from the start to the goal is the shortest, meaning at least n times of folding action if we want the goal shape. There may be several shortest folding roads, and we can randomly select any road without affection for the result. Next, we compute the grasp-and-place points based on the outputs of the FPM. After every action, the fabric reached a new state, and we input the current observation into the FPM until the goal state.

B. Folding Planning Module

Folding Planning Module(FPM) learn a policy π_p to infer the shortest intermediate folding states \mathcal{G} from I_{start} to I_{goal} , which means the number of folding steps is the least.

$$\mathcal{G} = \pi_p(I_{\text{start}}, I_{\text{goal}}) \quad (3)$$

We reference a part of Lippi et al.'s work to implement the Folding Planning Module. The module consists of VAE [24] and LSR [11]. VAE is used to map observations given in the form of states into a structured latent space extracting the respective states as well as generating observations from the latent state. LSR builds and connects clusters containing similar states in order to find the latent plans between start and goal states extracted by MM. This enables finding the latent plans \mathcal{P}_z between the extracted states z_{start} and z_{start} . Next, all shortest paths in the LSR between the identified two states are retrieved.

When performing the Folding Planning Module, we have the initial and goal states, a trained MM, and an LSR. As Fig. 2 indicated, the tuple (a) is firstly encoded by the $\xi(\text{MM})$ into the low-dimensional latent, the brown images (b). Mapping the encoded information into the LSR, we can find the corresponding nodes in the LSR. Next, all shortest paths in the LSR between the identified nodes are founded, the red line in the (c). Then we can get the intermediate node, an orange node with a red circle. The latent information of the orange node is (d). Last, the latent information (d) is decoded by the $\omega(\text{MM})$, and the visual image (e) is generated. Combining the planned result with the start and the goal state, we have the complete shortest folding plan steps. But, how to reach the folding sub-step by grasping and placing, we utilize the Flow-based policy to calculate the grasp-and-place points (see IV-C).

There are two factors that influence the loss function of FPM, the VAE loss, and the action term. Then, the loss of FPM can be defined as that:

$$\mathcal{L} = \frac{1}{2} (\mathcal{L}_{\text{vae}}(I_1) + \mathcal{L}_{\text{vae}}(I_2)) + \alpha \cdot \mathcal{L}_{\text{action}}(I_1, I_2) \quad (4)$$

The I_1 and I_2 belong to the dominant space \mathcal{T}_I , and the α is to control the influence of the distances among the latent encoding s on the latent space structure.

C. Folding Action Module

Folding Action Module(FAM) learns a policy π_a to compute the actions a_i between each fabric state. The a_i contains two values, a grasp coordinates $g = [x_g, y_g]$ and a place coordinates $p = [x_p, y_p]$. Given the shortest intermediate folding steps from the start to the goal state, $\mathcal{G}: \{I_0 = I_{\text{start}}, I_1, I_2 \dots I_{n-1}, I_n = I_{\text{goal}}\}$. Through FAM, we can get the grasp-and-place coordinates between these states. For example, after executed the action a_i , the fabric can change the state I_i to state I_{i+1} .

$$a_t = \pi_a(I_i, I_{i+1}) \quad (5)$$

Referring to Weng’s work in 2022 [13], computing the grasp-and-place points based on flow policy is more performance. Folding Action Module(FAM) consists of a FlowNet and a PickNet. See the right of Fig. 4 represents.

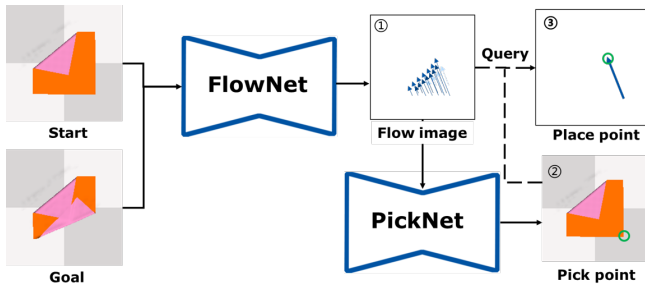


Fig. 4. Based on the flow policy, Folding Action Module(FAM) consists of a FlowNet and a PickNet. The FlowNet computes the flow of each particle of the fabric. The PickNet reasons the pick point. Lastly, we can get the place point by querying the flow arrow of the pick point.

In FlowNet, the training loss of the network is endpoint error(EPE), the average of all particles of the Euclidean distance between the predicted flow vectors f^* and the truth flow f . Then the loss function of FlowNet is:

$$\mathcal{L}_{\text{Flow}} = \frac{1}{N} \sum_{i=1}^N \|f^* - f\|_2 \quad (6)$$

The PickNet is a fully convolutional network that receives the flow image f as input and outputs a single heatmap H to estimate the optimal pick points for the robot arm. We compute the pick point as $g = \text{argmax}_g H(g)$, then supervise PickNet using the binary cross-entropy (BCE) loss between predicted heatmaps H^* and ground truth heatmaps H . The loss function of the network is:

$$\mathcal{L}_{\text{Pick}} = \text{BCE}(H, H^*) \quad (7)$$

D. Iterative Interactive Module

The Iterative Interactive Module(IIM) can iteratively execute the FPM and FAM modules after each grasp-and-place action until it reach the goal state. Because of the deformability of fabric or potential execution uncertainties, the actual execution results may bias from the goal. As we show in Fig. 5, after an action execution, there is a slight difference between the goal state and the result state of the fabric. Especially, in the multi-step folding task, the slight bias may be accumulated and amplified. Therefore, we introduce the IIM into the long-horizon folding task. IIM can decrease the possible uncertainties after each action executed [25] and facilitate more reliable perception and planning which can improve the performance in multi-step tasks. As Fig. 1 presents, after every action, the IIM considers the new observation of fabric as a new start state, and input into the FPM, a new folding plan is executed and inferred a new sequence intermediate states. Next, the new intermediate states input into the FAM. The FAM module calculated and executed an action, generating a new clothing state. The iterative process will continue until the final goal state, for instance, the illustration performed four iterations.

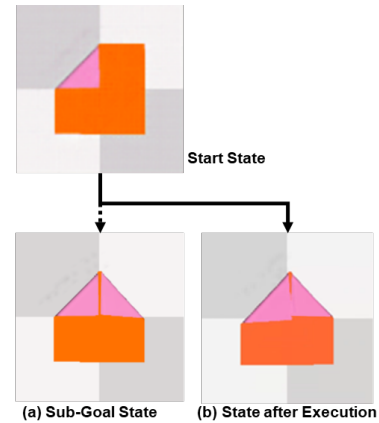


Fig. 5. The (a) is an inferred intermediate folding sub-goal by the FPM. The (b) is an actual state achieved after a grasp-and-place action. There is a slight visible difference between the (a) and (b).

V. EXPERIMENT

A. Training Dataset

We consider a training dataset \mathcal{T}_I consist of generic tuples of the form $(I_1, I_2, \rho = (a, u))$ where $I_1 \subset \mathcal{I}$ is an image of the start state, $I_2 \subset \mathcal{I}$ an image of the next state, and the ρ is a variable representing the action that takes place between the two observations. The $a \in \{0, 1\}$ means whether or not a movement of fabric occurred. We call a tuple $(I_1, I_2, 1)$ an action pair and $(I_1, I_2, 0)$ a no-action pair. The u consists of the grasp and place coordinate points of the gripper to achieve the transition from the state captured by I_1 to the state captured by I_2 , while the no-action pair images are different observations of the same underlying state of the system represented by slight perturbations of the fabric. The different observations can be considered the deviation during towel manipulation. We define the action 0 or 1 according to the particles of fabric, whether the max movement of particles of fabric is beyond the defined movement range. The right of Fig. 6, in the action pair, the two images have a visible change, and the latent space in the low-dimensional is also different. In the no-action pair images, the two images have a tiny visible change, but the max movement of particles is less than the defined threshold. Then in the low-dimensional, their latent spaces are the same. The judgment work is tough in the real world because it is hard to measure each fabric particle. Therefore we utilize a simulator to generate the datasets.

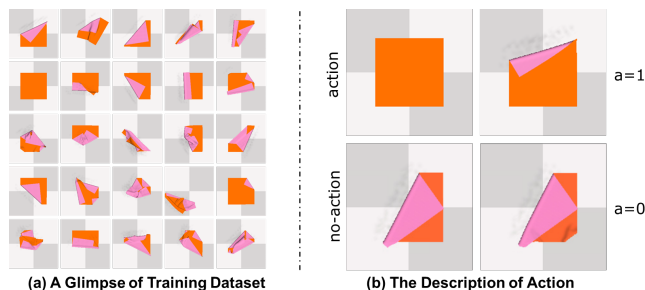


Fig. 6. The (a) is a glimpse of our training dataset. For each sample, we save the initial image, the pick-and-place pixel locations, the next image after action, and the fabric particle positions of both observations. The (b) describes the example of action and no-action pairs in the folding task.

We collect data in SoftGym, an environment for fabric manipulation built on the particle-based simulator Nvidia Flex, by taking random pick-and-place actions on the fabric to get the dataset. The left of Fig. 6 indicates a glimpse of the dataset. The dataset records the fabric’s information before and after each action. It includes the RGBD images, the coordinates of particles of fabric, and the coordinates of grasp-and-place action points.

Lastly, we indicate by \mathcal{T}_z , the encoded training dataset \mathcal{T}_I , consisting of latent tuples $(z_1, z_2, \rho) \in \mathcal{T}_z$ obtained from the input tuples $(I_1, I_2, \rho) \in \mathcal{T}_I$ by encoding the inputs I_1 and I_2 into the latent space \mathcal{Z}_{sys} . The obtained states $(z_1, z_2, \rho) \in \mathcal{Z}_{sys}$ are called covered states. Because we utilize the deep learning method, the dataset \mathcal{T}_I is not required to contain

all possible action pairs of the system but only a subset of them that sufficiently cover the dynamics, which makes our approach data efficient.

B. Implementation Details

1) *Network Implementation Details:* We use SoftGym [14], an environment for fabric manipulation built on the particle-based simulator Nvidia Flex, to collect training datasets. The simulator provides the RGBD images, the particle information of fabric, the coordinates of the grasp-and-place action, and the mask of the fabric in images. In the FMP, the central network structure of VAE is ResNet. The FlowNet is similar to [23] with some changes in the terms of the channels. The PickNet is a deep neural network with a depth of six. The optimizer of the networks is Adam. All training is performed on an Ubuntu 18.04 machine with an NVIDIA GTX 2080 Ti GPU, a 3.50 GHz Intel i9-9900X CPU, and 64 GB RAM.

2) *Physical Implementation Details:* The experiments are performed on a 7DOF UR5 robot with DH-Robotics Adaptive Gripper PGE-50-26. The workspace of the experiments is a 1.7*1.2m area. In order to protect the gripper, we cover the workspace with several cushions. A Microsoft Kinect V2.0 sensor is mounted 0.9m above the workspace to provide RGB-D images. The experimental scene is also built into the ROS system [26] to help the work. Fig. 7 shows the scene of our physical experiments.



Fig. 7. The scene of the physical experiments. We cover the workspace with several cushions to protect the gripper. As shown in the red box, we paste the non-slip silicone pad on the end of the gripper to increase the friction between the gripper and the fabric.

TABLE I
THE COMPARISON WITH BASELINES. MEAN PARTICLE DISTANCE ERROR (MM)

Methods	One-Step	Two-Step	Three-Step	Four-Step	All
Lee et al. 1-Arm	4.92±0.51	13.83±1.51	11.32±1.32	14.27±1.86	11.09±1.42
Fabric-VSF	3.93±0.72	11.44±1.16	15.71±1.93	19.97±2.20	12.76±1.66
LSR-V2	4.27±0.43	7.08±1.11	12.47±1.70	15.90±1.33	10.11±1.23
DeFNet	3.71±0.32	5.45±0.58	8.05±0.90	10.13±1.20	7.12±0.86

C. Simulation Experiments

1) *Experiment Setup*: We evaluate our DeFNet and compare it to three baselines in the SoftGym environment. We assume the initial fabric is unfolded and ready to fold into the goal state. The metric is to compute the average MSE distance of each fabric particle position between the achieved and goal fabric configuration.

We compare our method to the work of Lee et al. [19], a model-free approach. We also compare to Fabric-VSF [20], which learns a visual dynamics model and uses CEM to plan using the model. In this experiment, we utilize RGB-D dataset as the input of the Fabric-VSF. Another baseline approach is LSR-V2 [11]. A difference between the LSR-V2 and our method is that the LSR-V2 applies Action Proposal Module to predict grasp-and-place points, while we use the Flow-Based Policy. For these experiments, we only input the initial and goal state of the fabric to compare the ultimate folded result of all algorithms.

2) *The Result Of The Simulation Experiments*: Table. I contains our simulation results for all methods. The methods are used to plan the same goals from the same initial fabric state. In order to compare the folding performance of all methods, the goals have four shapes. The fabric needs to be folded at least 1, 2, 3 or 4 times to achieve the corresponding four shapes. We repeat the comparisons ten times and report the average MSE of fabric particle distance.

Mean Particle Distance Error From the above four lines of Table. I, it can be seen that our method with deconstructed strategy plays the best performance compared to the baseline. The mean particle distance error of all methods increases with the complexity of folding. Nevertheless, our DeFNet achieves a mean error of 7.12 overall goals.

TABLE II
THE NUMBER OF GRASP-AND-PLACE ACTIONS IN THE FOUR TYPES TASKS

Methods	One-Step	Two-Step	Three-Step	Four-Step
Lee et al. 1-Arm	1.0	2.0	3.0	4.0
Fabric-VSF	2.0	5.0	7.0	9.0
LSR-V2	1.0	2.0	3.0	4.0
DeFNet	1.0	2.0	3.0	4.0

The Number of Grasp-and-place Actions We analyze the number of grasp-and-place actions executed by each

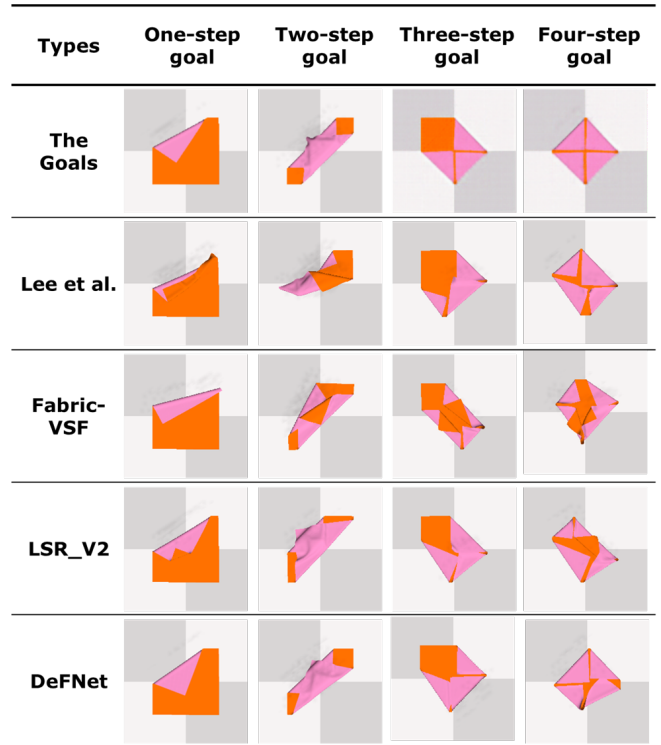


Fig. 8. A comparison of manipulation in the simulator. Our approach achieves the best performance in the folding task.

method in these folding tasks. Table. II shows that our method requires minimal folding actions in each task, the same as the Lee and LSR-V2 baselines, which means each action corresponds to a folding step. In comparison, the Fabric-VSF baseline requires more actions, as they claimed [20]. Because it may take several actions when folding a corner.

D. Real World Experiments

1) *The Performance Metrics*: It is challenging to apply quantitative metrics such as intersection over union (IoU) between the fabric and goal arrangement because of the deformable, self-occluding nature of the fabric and the limitations of observing a 3D phenomenon in 2D images. IoU is particularly sensitive to the initial state of the fabric and requires the registration of images for an accurate comparison. Thus, instead of using IoU to determine folding success, we use the structural similarity metric. Visual similarity can intuitively represent the performance by comparing the

TABLE III
THE RESULTS OF ABLATIONS.

Methods	One-Step	Two-Step	Three-Step	Four-Step	All
LSR-V2	4.27±0.43	7.08±1.11	12.47±1.70	15.90±1.33	10.11±1.23
FFNet without sub-goals	3.69±0.23	24.11±2.44	27.37±3.84	35.54±4.12	22.74±3.31
DeFNet without IIM	3.71±0.32	6.95±0.64	9.33±0.98	11.98±1.23	7.98±0.92
DeFNet	3.71±0.32	5.45±0.58	8.05±0.90	10.13±1.20	7.12±0.86

differences between the goal and the achieved towel of folding.




Fig. 9. Results for DeFNet on real-world experiments.

2) *Results of Real World Experiments:* Fig. 9 shows that our system can achieve good results when we apply it to a real robot in four folding tasks. There is no noticeable visible difference between the goal and the achieved towel of folding but some wrinkles and biases in details. The precision of the mechanism and different configurations of the fabric cause some gap between the simulator and the real result. But from the metric of visual similarity, the experiments achieve relatively good results.

VI. ABLATIONS

We perform ablations on our method to evaluate the importance of the three parts of our approach. The ablations are designed to answer the following questions:

- What is the benefit of using a flow policy to determine the folding action in fabric tasks? In this ablation, we entirely apply the method of Lippi [11] to folding tasks. Lippi utilizes the Action Proposal Module (APM) to determine the grasp-and-place points. APM is similar to the traditional method of reasoning both the grasp and place points simultaneously. In contrast, our approach uses the FlowNet to compare each pair of the current observation and the sub-goal state. The PickNet reasons the pick point and queries the place point through the flow.
- What is the benefit of using latent space to map folding roads? In this ablation experiment, we directly input the initial and the final goal states into the flow-based network without road planning to evaluate the benefit of folding planning in latent space.

- What is the benefit of the Iterative Interactive Module (IIM)? We apply the DeFNet without the iterative module, which means the folding actions are all calculated and executed entirely based on the first inferred intermediate folding state.

In order to quantify the effect of the ablation experiments, we take experiments in the simulator. Besides, the first ablation experiments have been done in V-C.2. We directly use the corresponding results. The final results of ablation are shown in Table. III.

By comparing the result of LSR-V2 to the DeFNet without IIM, applying a flow policy to determine the action leads to 18.7% improvement, showing the benefit of using flow policy as an action representation. In addition, using latent space to map folding roads improves the performance significantly from 22.74 (FFNet without sub-goals) to 8.22 (DeFNet without IIM). The reason is that because of lacking the intermediate predicted folding steps, the FFNet without sub-goals degenerates into a single-step folding algorithm. Lastly, comparing the distance of 7.12 (DeFNet) to 7.98 (DeFNet without IIM), applying the IIM to DeFNet improves the performance by 10.8%. The iterative refinement decreases the uncertainty of predicting the folding process.

VII. CONCLUSION AND FUTURE WORK

In this work, we propose DeFNet for fabric folding. The method consists of three parts, a folding road planning module, a folding action module and an iterative interactive module. Experimentally, We demonstrated our method on multi-step fabric folding tasks against three baselines in simulation, and perform ablations on our method to determine the relative contribution of three modules. We also apply the method to an existing robotic system and present its performance. In future work, we will explore the method in dual-arm folding.

REFERENCES

- [1] Jeremy Maitin-Shepard, Marco Cusumano-Towner, Jinna Lei, and Pieter Abbeel. Cloth grasp point detection based on multiple-view geometric cues with application to robotic towel folding. In *2010 IEEE International Conference on Robotics and Automation*, pages 2308–2315. IEEE, 2010.
- [2] Stephen Miller, Jur Van Den Berg, Mario Fritz, Trevor Darrell, Ken Goldberg, and Pieter Abbeel. A geometric approach to robotic laundry folding. *The International Journal of Robotics Research*, 31(2):249–267, 2012.

- [3] Syohei Shibata, Takashi Yoshimi, Makoto Mizukawa, and Yoshinobu Ando. A trajectory generation of cloth object folding motion toward realization of housekeeping robot. In *2012 9th International Conference on Ubiquitous Robots and Ambient Intelligence (URAI)*, pages 126–131. IEEE, 2012.
- [4] Daniel Seita, Nawid Jamali, Michael Laskey, Ajay Kumar Tanwani, Ron Berenstein, Prakash Baskaran, Soshi Iba, John Canny, and Ken Goldberg. Deep transfer learning of pick points on fabric for robot bed-making. In *The International Symposium of Robotics Research*, pages 275–290. Springer, 2019.
- [5] Zixuan Huang, Xingyu Lin, and David Held. Mesh-based dynamics with occlusion reasoning for cloth manipulation. *arXiv preprint arXiv:2206.02881*, 2022.
- [6] Leslie Pack Kaelbling and Tomás Lozano-Pérez. Integrated task and motion planning in belief space. *The International Journal of Robotics Research*, 32(9-10):1194–1227, 2013.
- [7] Christian Bersch, Benjamin Pitzer, and Sören Kammel. Bimanual robotic cloth manipulation for laundry folding. In *2011 IEEE/RSJ International Conference on Intelligent Robots and Systems*, pages 1413–1419. IEEE, 2011.
- [8] Yoshihisa Tsurumine, Yunduan Cui, Eiji Uchibe, and Takamitsu Matusubara. Deep reinforcement learning with smooth policy update: Application to robotic cloth manipulation. *Robotics and Autonomous Systems*, 112:72–83, 2019.
- [9] Huy Ha and Shuran Song. Flingbot: The unreasonable effectiveness of dynamic manipulation for cloth unfolding. In *Conference on Robot Learning*, pages 24–33. PMLR, 2022.
- [10] Martina Lippi, Petra Poklukar, Michael C Welle, Anastasiia Varava, Hang Yin, Alessandro Marino, and Danica Kragic. Latent space roadmap for visual action planning of deformable and rigid object manipulation. In *2020 IEEE/RSJ International Conference on Intelligent Robots and Systems (IROS)*, pages 5619–5626. IEEE, 2020.
- [11] Martina Lippi, Petra Poklukar, Michael C Welle, Anastasia Varava, Hang Yin, Alessandro Marino, and Danica Kragic. Enabling visual action planning for object manipulation through latent space roadmap. *IEEE Transactions on Robotics*, 2022.
- [12] Yilin Wu, Wilson Yan, Thanard Kurutach, Lerrel Pinto, and Pieter Abbeel. Learning to manipulate deformable objects without demonstrations. *arXiv preprint arXiv:1910.13439*, 2019.
- [13] Thomas Weng, Sujay Man Bajracharya, Yufei Wang, Khush Agrawal, and David Held. Fabricflownet: Bimanual cloth manipulation with a flow-based policy. In *Conference on Robot Learning*, pages 192–202. PMLR, 2022.
- [14] Xingyu Lin, Yufei Wang, Jake Olkin, and David Held. Softgym: Benchmarking deep reinforcement learning for deformable object manipulation. In *Conference on Robot Learning*, pages 432–448. PMLR, 2021.
- [15] Daniel Seita, Aditya Ganapathi, Ryan Hoque, Minh Hwang, Edward Cen, Ajay Kumar Tanwani, Ashwin Balakrishna, Brijen Thananjeyan, Jeffrey Ichnowski, Nawid Jamali, et al. Deep imitation learning of sequential fabric smoothing from an algorithmic supervisor. In *2020 IEEE/RSJ International Conference on Intelligent Robots and Systems (IROS)*, pages 9651–9658. IEEE, 2020.
- [16] Aditya Ganapathi, Priya Sundaesan, Brijen Thananjeyan, Ashwin Balakrishna, Daniel Seita, Jennifer Grannen, Minh Hwang, Ryan Hoque, Joseph E Gonzalez, Nawid Jamali, et al. Learning dense visual correspondences in simulation to smooth and fold real fabrics. In *2021 IEEE International Conference on Robotics and Automation (ICRA)*, pages 11515–11522. IEEE, 2021.
- [17] Bryan Willimon, Stan Birchfield, and Ian Walker. Model for unfolding laundry using interactive perception. In *2011 IEEE/RSJ International Conference on Intelligent Robots and Systems*, pages 4871–4876. IEEE, 2011.
- [18] Dimitra Triantafyllou and Nikos A Aspragathos. A vision system for the unfolding of highly non-rigid objects on a table by one manipulator. In *International Conference on Intelligent Robotics and Applications*, pages 509–519. Springer, 2011.
- [19] Robert Lee, Daniel Ward, Vibhavari Dasagi, Akansel Cosgun, Juxi Leitner, and Peter Corke. Learning arbitrary-goal fabric folding with one hour of real robot experience. In *Conference on Robot Learning*, pages 2317–2327. PMLR, 2021.
- [20] Ryan Hoque, Daniel Seita, Ashwin Balakrishna, Aditya Ganapathi, Ajay Kumar Tanwani, Nawid Jamali, Katsu Yamane, Soshi Iba, and Ken Goldberg. Visuospatial foresight for multi-step, multi-task fabric manipulation. *arXiv preprint arXiv:2003.09044*, 2020.
- [21] Chelsea Finn and Sergey Levine. Deep visual foresight for planning robot motion. In *2017 IEEE International Conference on Robotics and Automation (ICRA)*, pages 2786–2793. IEEE, 2017.
- [22] Ashvin Nair, Dian Chen, Pulkit Agrawal, Phillip Isola, Pieter Abbeel, Jitendra Malik, and Sergey Levine. Combining self-supervised learning and imitation for vision-based rope manipulation. In *2017 IEEE international conference on robotics and automation (ICRA)*, pages 2146–2153. IEEE, 2017.
- [23] Alexey Dosovitskiy, Philipp Fischer, Eddy Ilg, Philip Hausser, Caner Hazirbas, Vladimir Golkov, Patrick Van Der Smagt, Daniel Cremers, and Thomas Brox. Flownet: Learning optical flow with convolutional networks. In *Proceedings of the IEEE international conference on computer vision*, pages 2758–2766, 2015.
- [24] Diederik P Kingma and Max Welling. Auto-encoding variational bayes. *arXiv preprint arXiv:1312.6114*, 2013.
- [25] Jur Van Den Berg, Sachin Patil, and Ron Alterovitz. Motion planning under uncertainty using iterative local optimization in belief space. *The International Journal of Robotics Research*, 31(11):1263–1278, 2012.
- [26] Ron Mittler. Ros are good. *Trends in plant science*, 22(1):11–19, 2017.