

Mitigating Backdoors in Federated Learning with FLD

Yihang Lin, Pengyuan Zhou*, Zhiqian Wu, Yong Liao

University of Science and Technology of China, Hefei China

{lyh1998, wuzhiqian}@mail.ustc.edu.cn, {pyzhou, yliao}@ustc.edu.cn

Abstract

Federated learning allows clients to collaboratively train a global model without uploading raw data for privacy preservation. This feature, i.e., the inability to review participants' datasets, has recently been found responsible for federated learning's vulnerability in the face of backdoor attacks. Existing defense methods fall short from two perspectives: 1) they consider only very specific and limited attacker models and unable to cope with advanced backdoor attacks, such as distributed backdoor attacks, which break down the global trigger into multiple distributed triggers. 2) they conduct detection based on model granularity thus the performance gets impacted by the model dimension;

To address these challenges, we propose Federated Layer Detection (FLD), a novel model filtering approach for effectively defending against backdoor attacks. FLD examines the models based on layer granularity to capture the complete model details and effectively detect potential backdoor models regardless of model dimension. We provide theoretical analysis and proof for the convergence of FLD. Extensive experiments demonstrate that FLD effectively mitigates state-of-the-art backdoor attacks with negligible impact on the accuracy of the primary task.

1 Introduction

The rapidly developing artificial intelligence technologies have been applied to numerous fields, such as computer vision, natural language processing, data mining, and so on. Many AI services are supported by cloud services to collect big data from large numbers of distributed users. However, privacy protection regulations released in recent years, such as GDPR [Voigt and Von dem Bussche, 2017], have presented serious challenges for user data collection. Therefore, privacy-preserving data analysis technologies are critical.

Federated learning [McMahan *et al.*, 2017a], proposed by Google in 2016, allows distributed clients to jointly train a global model without uploading user private data and thus has attracted wide attention. In federated learning, a central

parameter server sends an initial global model to the clients. The clients then train local models using local datasets and send the updated model parameters to the server after training. The server updates the global model via parameter aggregation and distributes the updated global model to the participants in next round. The process iterates until the model is convergent or the predefined period ends.

As a trade-off, federated learning limits the central server's access to users' data. However, this feature, as uncovered by recent studies, makes federated learning vulnerable to adversarial attacks especially backdoor attacks [Gu *et al.*, 2019; Liu *et al.*, 2017]. Backdoor attacks embed backdoor into the model without impacting the primary task performance, thus being much more stealthy than other attacks such as untar-geted poisoning attacks [Fang *et al.*, 2020].

The defenses against backdoor attacks fall into three broad categories: pre-training, during-training, and post-training [Li *et al.*, 2022b]. Pre-training requires pre-processing of training data and post-training requires model fine-tuning using users' datasets, both of which require access to local data and thus cannot be applied to federated learning. As a result, backdoor defenses for federated learning mostly use robustness aggregation or differential privacy perturbation during the training stage. However, the state-of-the-art (SOTA) defense methods are either only applicable to independent and identically distributed (i.i.d) datasets, or, can only defend against conventional backdoor attacks but fail at defending SOTA attacks like DBA [Xie *et al.*, 2020] and A Little Is Enough [Baruch *et al.*, 2019].

To address these challenges, we propose Federated Layer Detection (FLD), which measures the fine-grained layer level differences across models. FLD consists of two major modules, namely Layer Scoring and Anomaly Detection, which can reliably identify and remove malicious clients to guarantee the system performance. Layer Scoring assigns an outlier score to each layer of the models uploaded by the clients based on the concept of isolation instead of commonly used distance or density metrics which sometimes result in wrong detection results [Liu *et al.*, 2012]. Anomaly Detection uses the median absolute deviation (MAD) [Crosby, 1994] of layer scores to determine if a model is anomalous. FLD overcomes three major limitations of existing defense methods, namely, simplified assumptions of data distribution, degraded accuracy of the primary task, and only function against specific

backdoor attacks. Our contributions are mainly threefold as follows.

- We propose FLD, an innovative backdoor defense scheme for federated learning. FLD is the first fine-grained defense scheme that assesses models based on layer level, to our best knowledge.
- Layer Scoring module captures the fine-grained model details which improves the generalizability of FLD to deeper models. Anomaly Detection employs MAD to avoid impactful mean shifts caused by extreme outlier scores of anomalous models. As such, FLD can effectively detect potential backdoored models regardless of model dimension. We also theoretically prove the convergence guarantee of FLD in both i.i.d and non-i.i.d data distributions.
- Extensive experiments on several well-known datasets show that FLD effectively defends against a wide range of SOTA federated backdoor attacks in different scenarios without compromising the accuracy of the primary task, demonstrating FLD’s robustness and generalizability.

2 Background

2.1 Federated Learning

Federated learning is a popular strategy for training models on distributed data while preserving client privacy. Assuming there are N clients, $C = \{C_1, C_2, C_3, \dots, C_N\}$, each of which has a local training dataset $D_i, i \in \{1, \dots, N\}$, that can communicate with the central parameter server to collaboratively train a global model. The standard federated learning process generally follows these phases:

1. In round t , the central parameter server randomly selects n clients that satisfy predefined conditions to participate in the training and sends these clients the latest global model G^{t-1} .
2. Each selected client C_i executes τ_i iterations to update its local model: $w_i^t = w_i^{t-1} - \eta_i^t g_i(w_i^{t-1}; \xi_{i,k}^{t-1})$, where η_i^t is the learning rate, $\xi_{i,k}^{t-1}$ is a batch of uniformly chosen data samples. After the local training, C_i sends updated w_i^t to the central parameter server.
3. The parameter server aggregates the received models to update the global model. We choose the classical FedAvg algorithm [McMahan *et al.*, 2017b] for aggregation: $G^t = \sum_{i=1}^n \frac{m_i}{m} w_i^t$, where $m_i = \|D_i\|, m = \sum_{i=1}^n m_i$. Previous works [Bagdasaryan *et al.*, 2020; Xie *et al.*, 2020; Blanchard *et al.*, 2017] typically used the same weights ($\frac{m_i}{m} = \frac{1}{n}$) to average client contributions. For simplicity, we follow this setup, i.e., $G^t = \sum_{i=1}^n \frac{1}{n} w_i^t$.

2.2 Backdoor Attacks

Backdoor attacks impact the model training with “carefully crafted” poisoned data (mixing triggers into a small portion of data) to get a backdoor-poisoned model. The corrupted

model outputs original labels for clean samples but target labels for poisoned samples. Thus, it does not impact the primary task performance and is difficult to detect. Besides conventional centralized backdoor attacks, distributed backdoor attacks have emerged in recent years. A formal description of the attacker’s purpose is

$$\forall (x, y) \in D, f(G, x) = y \wedge f(G, x^*) = y_{backdoor} \quad (1)$$

where D is the clean dataset, $y_{backdoor}$ is the attacker’s target label, x^* is the clean sample x combined with backdoor triggers.

Backdoor Attacks on Federated Learning can be divided into two categories: data poisoning and model poisoning [Kairouz *et al.*, 2021]:

- **Data poisoning:** The attacker can only modify the dataset of the compromised clients but cannot control their training process or modify the data uploaded by the clients to the parameter server. The common methods are label flipping (e.g., making that picture of a cat labeled as a dog) and adding triggers to the image samples (e.g., adding a hat to the face images). To avoid being detected, the attackers often control the Poisoned Data Rate (PDR) to restrict the poisoned model’s deviation from the benign model. Let D_i denote the poisoned training dataset of the compromised client i and D_i^{poi} denote the poisoned data, then the PDR of D_i is.

$$PDR = \frac{|D_i^{poi}|}{|D_i|} \quad (2)$$

- **Model poisoning** is more powerful than data poisoning, because the attacker can manipulate the compromised clients’ training and directly modify the their uploaded data to maximize the impact, driving the global model closer to the backdoor model. A classic model poisoning attack is the model-replacement attack [Bagdasaryan *et al.*, 2020] which scales the uploaded model parameters. Model poisoning attacks can be divided into two types, namely scaling and evasion. **Scaling** drives the global model close to the backdoor model by scaling up the weights of the uploaded model. **Evasion** constrains model variation during training to reduce the malicious model’s deviation from the benign model in order to avoid anomaly detection. A common method is to modify the target loss function by adding an anomaly detection term L_{ano} as follows.

$$L_{model} = \alpha L_{class} + (1 - \alpha) L_{ano} \quad (3)$$

where L_{class} captures the accuracy of the primary and backdoor tasks, the hyperparameter α controls the importance of evading anomaly detection. L_{ano} functions as the anomaly detection penalty, e.g., the Euclidean distance between the local models and global model. Model poisoning can directly control the training process and modify the model weights. Therefore, model poisoning can bypass the anomaly detection mechanism and robust aggregation mechanism deployed on the parameter server. It scales the model weights to satisfy the bound defined by the anomaly detection mechanism.

3 Problem Setup

Adversary Capability. Following previous works [Bagdasaryan *et al.*, 2020; Blanchard *et al.*, 2017; Muñoz-González *et al.*, 2019; Nguyen *et al.*, 2020], we assume the attacker controls a portion (less than 50%) of the clients, called “compromised clients”. We assume that the attacker can possess the strongest attack capability, i.e., both data poisoning and model poisoning. The attacker can send arbitrary gradient contributions to the aggregator in any iteration according to its observation of the global model state. Compromised clients can collude in an intrinsic and coordinated fashion by sharing states and updates with each other. The attacker has no control over the benign clients or the server’s aggregation process.

Adversarial Target. To ensure the effectiveness of the attack, the attack should: 1) be stealthy, i.e., injecting the backdoor should not lead to accuracy fluctuation of the model’s primary task 2) have a high attack success rate (ASR), i.e., the success rate that the model identifies the samples containing backdoor triggers as target label should be as high as possible.

The adversarial objective of the compromised client i in round t can be denoted as follows.

$$w_i^t = \arg \max_{w_i} \left(\sum_{j \in D_i^{poi}} P[G^{t+1}(R(x_j^i, \phi)) = y_{backdoor}] + \sum_{j \in D_i^{cle}} P[G^{t+1}(x_j^i) = y_j^i] \right) \quad (4)$$

where D_i^{poi} and D_i^{cle} denote the poisoned dataset and clean dataset respectively, $D_i^{poi} \cap D_i^{cle} = \emptyset$ and $D_i^{poi} \cup D_i^{cle} = D_i$. Function R transforms clean data x_j^i into poisoned data $R(x_j^i, \phi)$ by embedding the trigger ϕ . An attacker trains its local model to find the optimal parameters w_i^t so that G^{t+1} identifies poisoned data $R(x_j^i, \phi)$ as backdoor target label $y_{backdoor}$ and identifies clean data x_j^i as ground truth label y_j^i .

Defense Goal. Our defense goal is to mitigate backdoor attacks in federated learning. Specifically, an efficient defense algorithm needs to: 1) ensure the performance of the global model in terms of the main task’s accuracy, 2) minimize the possibility of outputting backdoor target labels, and 3) defend against a wide range of SOTA federated backdoor attacks without prior knowledge of the proportion of compromised clients.

4 Methodology

4.1 Motivation

According to the attack analysis in constrain-and-scale [Bagdasaryan *et al.*, 2020], the federated backdoor attacks are divided into two attack scenarios: single-shot attacks (*Attack A-S*) and multi-shot attacks (*Attack A-M*) [Xie *et al.*, 2020; Gong *et al.*, 2022].

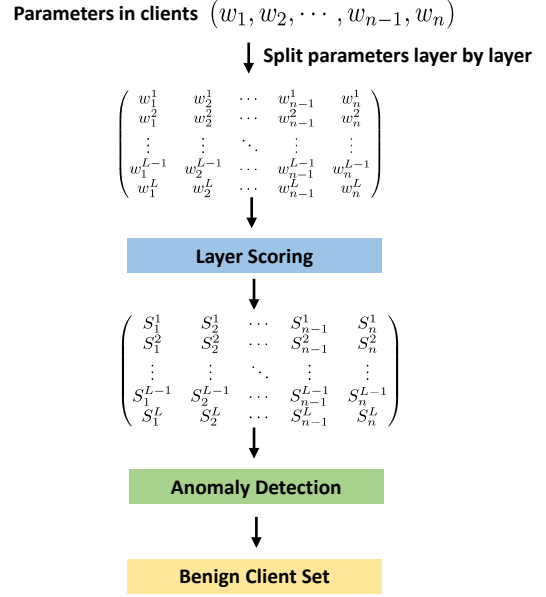


Figure 1: Procedure of FLD

- **Attack A-S:** the attacker successfully embed its backdoor trigger in only one round. The attacker performs parameter scaling on the compromised clients’ updates to substitute the global model G^t with a backdoor model X in (5).

$$X = \sum_{i=1}^n \frac{1}{n} w_i^t \quad (5)$$

The attacker can scale the model parameters as follows:

$$\begin{aligned} \tilde{w}_n^t &= nX - \sum_{i=1}^{n-1} w_i^t \approx nX - \sum_{i=1}^{n-1} G^{t-1} \\ &= n(X - G^{t-1}) + G^{t-1} \end{aligned} \quad (6)$$

As the global model converges, $w_i^t \approx G^{t-1}$. In other words, the attacker scales up the model weights X by n to prevent the malicious updates from being mitigated by the aggregation.

- **Attack A-M** lets compromised clients accumulate malicious updates over multiple rounds, instead of directly scaling the uploaded parameters, to avoid being detected by the defense algorithm.

We have thoroughly reviewed the SOTA backdoor defense works in federated learning [Fung *et al.*, 2020; Blanchard *et al.*, 2017; Xie *et al.*, 2018; Guerraoui *et al.*, 2018; Pillutla *et al.*, 2022; Sun *et al.*, 2019] and found that existing methods focus on defending against *Attack A-S* while overlooking *Attack A-M*. Unsurprisingly, we found through empirical experiments that SOTA defense algorithms fail at defending against *Attack A-M*.

To address the challenges mentioned above, we propose Federated Layer Detection (FLD), an innovative defense

method for effectively detecting backdoor attacks in federated learning that overcomes the deficiencies of previous works. As depicted in Fig. 1, FLD consists of two components, namely Layer Scoring and Anomaly Detection. Layer Scoring assigns scores to the local models uploaded by the clients according to the concept of isolation. Anomaly Detection checks the outlier scores given by Layer Scoring to determine if an uploaded model is compromised. Algorithm 1 describes the flow of our work.

Algorithm 1 Overview

Input: Set of clients $C = \{C_1, C_2, C_3, \dots, C_N\}$, local datasets $D = \{D_1, D_2, D_3, \dots, D_N\}$, the number of training iterations T , the percentage of participating clients per round K .

Output: Global model G^T

```

1: Initialize the global model  $G^0$ 
2: for  $t$  in  $[1, T]$  do
3:    $n \leftarrow \max(K \cdot N, 1)$ 
4:    $C_t \leftarrow$  (random set of  $n$  clients)
5:   for each client  $i \in C_t$  in parallel do
6:     The server sends  $G^{t-1}$  to client  $k$ 
7:      $w_i^t \leftarrow \text{ClientUpdate}(D_i, G^{t-1})$ 
8:     Client  $i$  sends  $w_i^t$  back to the server
9:   end for
10:   $(S_1, \dots, S_n) \leftarrow \text{LayerScoring}(w_1^t, \dots, w_n^t)$ 
11:   $C_b \leftarrow \text{AnomalyDetection}(S_1, \dots, S_n)$ 
12:   $n \leftarrow \text{len}(C_b)$ 
13:   $G^t = \sum_{i \in C_b} \frac{1}{n} w_i^t$ 
14: end for

```

4.2 Layer Scoring

In round t , the parameter server sends the global model G^{t-1} to the selected clients $i \in C_t$, each of which trains G^{t-1} using its local data D_i and sends the model parameters w_i^t back to the server after local training completed.

Existing backdoor defense methods assess uploaded models based on either similarity or distance metrics. They usually flatten the parameters of each model layer and then stitch them into a vector to perform the assessment. However, different layers of the neural network have different functions. For example, in a CNN, the lower layers learn to detect simple features such as stripes, the middle layers learn to detect a part of an object, and the higher layers learn to detect a concept (e.g., a person) [Liu *et al.*, 2016]. Since different layers have heterogeneous parameter value distribution spaces, directly flattening the parameters leads to the loss of important information, resulting in escaped malicious models.

To address this issue, we have devised a hierarchical detection method, Layer Scoring, to measure fine-grained model differences, as shown in Algorithm 2. Layer Scoring examines and assigns an outlier score to each layer of the uploaded models in turn. To provide accurate scores, the outlier scoring method is crucial and faces following challenges:

C1: Knowing the proportion of compromised clients is a common assumption in existing works which has a huge impact on their applicability in reality. In this work, we do not

assume such knowledge. As a result, popular outlier detection methods such as KNN and LOF which require the prior knowledge of the number of neighbors are not feasible.

C2: The neural networks of complex outlier detection algorithms are too large and thus computation-intensive. For example, ResNet networks have more than hundreds of thousands of weights.

To address the above challenges, we chose iForest [Liu *et al.*, 2012] as our outlier detection algorithm. iForest is an unsupervised, non-parametric (no assumptions about the sample distribution) outlier detection algorithm that does not require distance or density calculations. It has low computational complexity and time complexity of $\mathcal{O}(n)$. As such, iForest can effectively overcome the aforementioned challenges.

Algorithm 2 Layer Scoring

Input: The local model w_i uploaded by each client $i \in C_t$

Output: The set of Layer Scoring S_i for each client $i \in C_t$

```

1: initialize  $n \leftarrow \text{len}(C_t)$ 
2: for layer  $j$  in  $[1, \text{total}]$  do  $\triangleright$  total is the number of layers of the model
3:    $(s_1, \dots, s_n) \leftarrow \text{iForest}(w_1^j, \dots, w_n^j)$ 
4:   for  $i \in [n]$  do
5:     Add  $s_i$  to the set of Layer Scoring  $S_i$ 
6:   end for
7: end for
8: return  $S_1, \dots, S_n$ 

```

4.3 Anomaly Detection

Layer Scoring assigns each layer of each local model an outlier score. Then, Anomaly Detection uses the scores to identify the anomalous clients to safeguard the model from backdoor attacks. Anomaly Detection checks the scores layer by layer and increments a model's flag count by one upon finding an abnormal layer score. In the end, the clients with the highest flag counts are marked as anomalies. In this paper, we mark clients with more than 50% of the layer count as anomalies. The algorithm for determining layer anomalies needs to be carefully designed to achieve the three *defense goals* as mentioned in Section 3.

We follow the common assumption that less than 50% clients are compromised. We argue that the commonly employed Three Sigma Rule [Pukelsheim, 1994] and Z-score [Zill, 2020] can not identify anomalous clients well. Because these algorithms assess clients using the mean value which is often shifted to extreme large outlier values and thus fail to identify anomalies. For example, if the outlier scores are $[1, 2, 3, 30, 60]$, then the mean value is 19.2, which is shifted to the outlier value and leads to failure of detection. To solve this problem, we use MAD for anomaly detection, which can effectively avoid the mean value shifting caused by extreme values. The processes include: 1. Calculate the median of all the outlier scores. 2. Calculate the absolute deviation value of the outlier scores from the median. 3. Assign the median of all the absolute deviation values to MAD. 4. A layer whose outlier score deviates from the median by larger

than μ MAD are classified as anomalous and the model’s flag (*Outlierflag*) is incremented by one. In each round, the server gets all the uploaded models and check all their layers to get *Outlierflag_i*, $\forall i \in [n]$. FLD classifies the models of which at least half of the layers are marked as anomalies as anomalous models and aggregates only the other models which are classified as benign models.

Algorithm 3 Anomaly Detection

Input: : The set of Layer Scoring from each client $i \in C_t$ are regarded as S_i
Output: The benign clients set C_b

```

1: initialize  $n \leftarrow \text{len}(C_t)$ 
2: initialize  $\text{Outlierflag}_i \leftarrow 0, \forall i \in [n]$ 
3: for layer  $j$  in  $[1, \text{total}]$  do  $\triangleright$  total is the number of layers of the model
4:    $Me \leftarrow \text{MEDIAN}(S_1^j, \dots, S_n^j)$ 
5:    $MAD \leftarrow \text{MEDIAN}(|S_1^j - Me|, \dots, |S_n^j - Me|)$ 
6:   for  $i \in [n]$  do
7:      $\text{flag1} \leftarrow (S_i^j \geq Me + \mu * MAD) ? 1 : 0$ 
8:      $\text{flag2} \leftarrow (S_i^j \leq Me - \mu * MAD) ? 1 : 0$ 
9:      $\text{Outlierflag}_i \leftarrow \text{Outlierflag}_i + \text{flag1} + \text{flag2}$ 
10:  end for
11: end for
12: for  $i \in [n]$  do
13:   if  $\text{Outlierflag}_i < \text{total}/2$  then
14:     Add  $i$  to the benign clients set  $C_b$ 
15:   end if
16: end for
17: return  $C_b$ 

```

5 Experiments

5.1 Experiments Setup

Datasets and Models. To evaluate the effectiveness of FLD, we tested three different federated learning use cases, namely word prediction used by [Bagdasaryan *et al.*, 2020], image classification, and the financial dataset used by DBA [Xie *et al.*, 2020].

- **Word Prediction:** We followed the experiment setup of [Bagdasaryan *et al.*, 2020]. We use the Reddit public dataset from November, 2017 and filter out users with than 150 or more than 500 posts. We assume that every remaining Reddit user is a participant in federated learning and treat each post as a sentence in the training data and use a model consisting of two LSTM layers and a linear output layer.
- **Image Classification:** We conducted experiments on three classic image datasets: MNIST, CIFAR10, and Tiny-imagenet. MNIST is a classic handwritten digital image set containing 60,000 training examples and 10,000 test examples. CIFAR10 consists of 10 classes of 32x32 color images, including a total of 50,000 training examples and 10,000 test examples. The Tiny-

imagenet [Xie *et al.*, 2020] consists of 200 classes each of which has 500 training images and 50 test images. To simulate the non-i.i.d environment, we divide the datasets using Dirichlet distribution, a commonly used priori distribution in Bayesian statistics [Li *et al.*, 2022a].

Table 1: Dataset description

Field	Datasets	Model
NLP	Reddit	2-layer LSTM
Image Classification	MNIST	2 conv and 2 fc
	CIFAR10	Resnet-18 light
	Tiny-imagenet	Resnet-18

5.2 Baselines

We choose the following SOTA defense approaches as baselines:

- **FoolsGold** [Fung *et al.*, 2020]. The main approach is to exploit the fact that malicious clients have the same target, and therefore achieve backdoor defense by reducing the learning rate of similar update clients.
- **RFA** [Pillutla *et al.*, 2022]. RFA aggregates the model parameters for updates by replacing the traditional weighted arithmetic mean with the geometric median.
- **DP** [Sun *et al.*, 2019]. DP is a privacy technique designed to ensure that the output does not reveal individual data records of participants. In backdoor defence, the impact of potentially poisoned model updates on the aggregated global model is reduced by adding random noise to the parameters uploaded by the clients.
- **Krum** [Blanchard *et al.*, 2017]. Krum selects one of the n local models that is similar to the others as the global model by calculating the Euclidean distance between two of the local models.
- **Trimmed Mean** [Xie *et al.*, 2018]. Trimmed Mean aggregates each model parameter independently. Specifically, the server ranks the j -th parameter of the n local models. The largest and smallest k parameters are removed, and the average of the remaining $n - 2k$ parameters is calculated as the j -th parameter of the global model.
- **Bulyan** [Guerraoui *et al.*, 2018]. Bulyan first iteratively applies Krum to select the local models. Bulyan then aggregates these local models using a variant of the trimmed mean. In other words, Bulyan is a combination of Krum and Trimmed Mean.

5.3 Evaluation Metrics

Based on the characteristics of federated learning and backdoor attacks, we consider the following metrics for evaluating the effectiveness of backdoor attacks and defense techniques.

- **Backdoor Accuracy (BA)** refers to the model accuracy for backdoor tasks, where the attacker’s target is to maximize BA, and an effective defense algorithm minimize it.

- **Main Accuracy (MA)** refers to the model accuracy for the primary primary task. Note that both attackers and defenders aim to minimize the attack’s impact on MA.

5.4 Results

We compare FLD to SOTA defenses: FoolsGold, RFA, DP, Krum, Trimmed Mean, and Bulyan. Table 2 shows that FLD is the most effective for all 4 datasets on Attack A-M of constrain-and-scale.

As shown, on the MNIST dataset, RFA, Krum, Bulyan, and FLD perform fairly well, while FoolsGold, DP and Trimmed Mean have worse performance with the Backdoor Accuracy getting close to 100%. However, on CIFAR and Tiny-imagenet datasets, RFA, Krum, Bulyan also failed at defending against backdoors. This is because CIFAR and Tiny-imagenet use ResNets neural networks, which are much more complex than the 2-layer convolutional networks deployed on MNIST. In the complex and larger models, the backdoor is hidden more deeply and thus difficult to detect or defuse with these defensive methods. On the other hand, FLD is based on layer granularity and thus allows for fine-grained detection of anomalous models, resulting in the best defense performances on all datasets. Specifically, FLD on CIFAR presents 88.75% for MA while only 2.56% for BA, on Tiny-imagenet 25.26% for MA while BA = 0.00%. In the NLP task, FLD effectively defended against backdoor attacks, with the BA of 0.00% and MA of 19.49% on Reddit dataset.

To further demonstrate the effectiveness of FLD, we tested FLD against several other defenses on the DBA attack, which breaks down global trigger patterns into separate local patterns and embeds them separately into the training sets of different adversaries. Compared to centralized backdoor attacks, DBA take better advantage of the distributed nature of federated learning and are therefore more stealthy and difficult to detect for federated learning.

As shown in Table 3, RFA and Bulyan cannot effectively defend against DBA attack on MNIST, while Krum can effectively defend against the DBA attack but at the cost of considerable drop on MA, with an accuracy of 54.12% on CIFAR10 and 9.35% on Tiny-imagenet. In a word, SOTA defense methods either fail to effectively defend against DBA or endure a huge impact on the accuracy of the primary task, whereas FLD achieves effective defense on MNIST, CIFAR and Tiny-imagenet with backdoor success rates of only 0.03%, 0.67%, and 0.00%, respectively with negligible drop of MA, i.e., 0.17%, 1.89%, and 0.07%.

5.5 Generalizability

To demonstrate the generalizability of FLD, we extend our evaluation to various backdoors such as constrain-and-scale, DBA, Edge-Case [Wang *et al.*, 2020], Little Is Enough [Baruch *et al.*, 2019], PGD [Wang *et al.*, 2020] and Flip attack [Tolpegin *et al.*, 2020], on CIFAR10. As summarized in Table 4, FLD effectively mitigated all the attacks with negligible impact on MA. Therefore, FLD achieves robust performances in the face of various attacks and thus shows great generalizability. It is worth clarifying that the target of Flip attack is to decrease the accuracy of specific labels, so the MA of Flip refers to the accuracy of the attacked class.

Table 2: Effectiveness of FLD in comparison to state-of-the-art defenses for constrain-and-scale attack, in terms of Backdoor Accuracy (BA) and primary task Accuracy (MA). All values are percentages.

Defenses	Reddit		MNIST		CIFAR10		Tiny-imagenet	
	BA	MA	BA	MA	BA	MA	BA	MA
No attack	-	19.38	-	99.06	-	89.60	-	25.34
No defense	99.63	19.43	98.01	98.94	96.70	88.04	99.41	25.33
FoolsGold	100.00	19.16	99.07	99.01	98.97	85.24	99.39	25.47
DP	99.72	19.41	98.12	98.91	98.36	85.74	99.68	25.75
RFA	100.00	19.44	0.23	98.98	86.15	86.62	0.62	25.21
Trimmed Mean	0.00	19.21	96.56	98.96	96.61	88.45	99.31	25.79
Krum	100.00	19.24	0.17	97.46	13.94	56.82	0.00	9.04
Bulyan	0.00	19.24	0.85	99.08	91.38	88.55	99.01	25.49
FLD	0.00	19.49	0.08	99.03	2.56	88.75	0.00	25.26

Table 3: Effectiveness of FLD in comparison to SOTA defense methods against DBA attack, in terms of Backdoor Accuracy (BA) and primary task Accuracy (MA). All values are percentages.

Defenses	MNIST		CIFAR10		Tiny-imagenet	
	BA	MA	BA	MA	BA	MA
No attack	-	99.06	-	89.60	-	25.34
No defense	99.84	98.94	97.27	85.55	99.28	25.64
FoolsGold	99.81	98.91	97.27	84.66	99.34	25.62
DP	99.59	98.23	97.46	83.87	99.58	25.89
RFA	99.83	98.88	94.17	87.44	0.46	25.11
Trimmed Mean	99.77	98.84	97.07	87.14	99.27	25.75
Krum	0.04	98.72	0.00	54.12	0.00	9.35
Bulyan	99.83	98.98	95.83	86.91	98.82	25.06
FLD	0.03	98.89	0.67	87.71	0.00	25.27

In our experiments, we set the attacked class to be airplane, and the attacker succeeded to decrease the prediction accuracy of airplane to 0.5%. FLD effectively defended against Flip attack and present the prediction accuracy of airplane at 96.5%.

Table 4: FLD defends against SOTA attacks in terms of Backdoor Accuracy (BA) and primary task Accuracy (MA) on CIFAR10. All values are percentages.

Attack	No Denfense		FLD	
	BA	MA	BA	MA
constrain-and-scale (A-M)	96.70	88.04	2.56	88.75
DBA	97.27	85.55	0.67	87.71
Edge-Case	62.24	89.34	0.00	89.13
Little Is Enough	91.02	87.79	0.00	87.72
PGD	91.54	87.50	0.00	89.64
Flip attack	-	0.50	-	96.50

5.6 Ablation Tests

Proportion of Compromised Clients. We use PMR to represent the proportion of compromised clients, $PMR = \frac{k}{n}$, where k represents the number of compromised clients and n represents the number of all clients. We evaluate FLD for different PMR values, i.e., 0, 0.1, 0.2, 0.3, 0.4. An effective

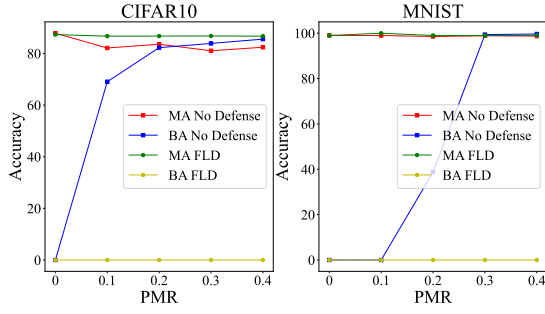


Figure 2: Impact of PMR

backdoor defense method should have minimum impact on the primary task in an environment with different proportions of attackers, also when no attackers exist.

We followed the DBA [Xie *et al.*, 2020] setup and selected 10 clients for each round of federated learning training, where 0, 1, 2, 3, 4 clients were malicious clients representing PMR values 0, 0.1, 0.2, 0.3, 0.4, respectively. The results of the 10 rounds of the constrain-and-scale attack are shown in the Figure 2. In CIFAR10, the success rates of BA after 10 rounds of attacks were 69.05%, 82.24%, 83.88% and 85.54%. Higher PMR leads to faster BA growth rate. FLD can successfully identify the poisoned clients in scenarios with PMR of 0.1, 0.2, 0.3, and 0.4. On MNIST, when $PMR = 0.1$, A-M attack needs more rounds to successfully inject the backdoor, hence the BA with No Defense is also 0. With PMR of 0.2, 0.3, and 0.4, the backdoor was embedded smoothly. Nevertheless, FLD still presented good defense against malicious clients. With $PMR = 0$, FLD has negligible effect on MA. Therefore, FLD is robust to different poisoning rates (proportion of compromised clients).

Degree of Data Heterogeneity. Since FLD is based on detecting the difference between benign and backdoor models, the different data distribution among clients may affect its effectiveness. To test FLD under diverse data distribution assumptions, we vary the degree of data heterogeneity across clients by adjusting the parameter of Dirichlet distribution to 0.1, 0.5, 1, 10, and 100, on the CIFAR10 dataset. Figure 3 showcases the data distribution of clients when the Dirichlet alpha is 0.1 and 100. It can be seen that when Dirichlet alpha = 0.1, the data distribution is extremely heterogeneous between clients, with each client having a different number of samples and labels. When Dirichlet alpha = 100, the data distribution is close to i.i.d. As shown in Fig. 4, MA decreases as the degree of data heterogeneity increases. FLD is effective in identifying and removing malicious clients in both extreme non-i.i.d and near-i.i.d scenarios.

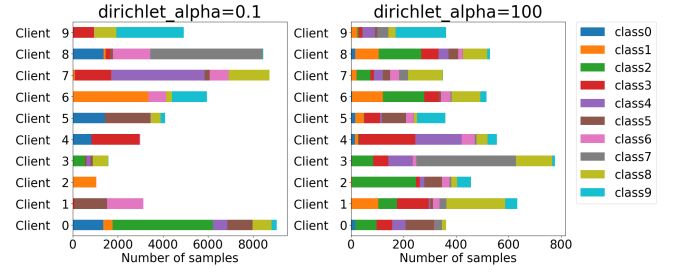


Figure 3: A visualization of client data distribution for Dirichlet alpha = 0.1 and Dirichlet alpha = 100.

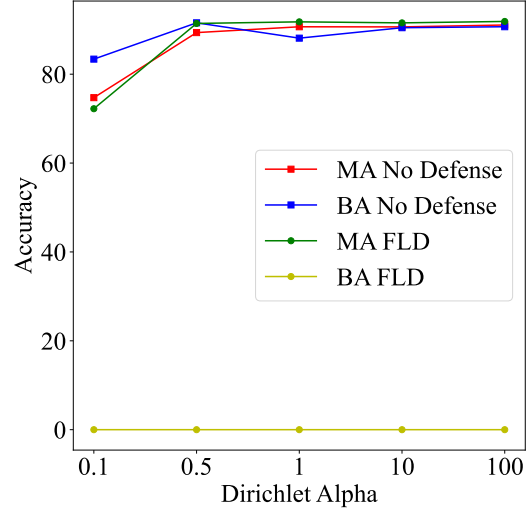


Figure 4: Impact of client data distribution

6 Conclusions

In this work, we show that the existing defense methods can not effectively defend against SOTA backdoor attacks in federated learning. To tackle this challenge, we propose an innovative robust federated learning backdoor defense algorithm, Federated Layer Detection (FLD). FLD is the first algorithm that assesses model outliers based on the granularity of layer. We theoretically prove the convergence guarantee of FLD on both i.i.d and non-i.i.d data distributions. Extensive experimental results prove the superiority of FLD over SOTA defense methods against various attacks in different scenarios, demonstrating the robustness and generalizability of FLD.

References

- [Bagdasaryan *et al.*, 2020] Eugene Bagdasaryan, Andreas Veit, Yiqing Hua, Deborah Estrin, and Vitaly Shmatikov. How to backdoor federated learning. In *International Conference on Artificial Intelligence and Statistics*, pages 2938–2948. PMLR, 2020.
- [Baruch *et al.*, 2019] Moran Baruch, Gilad Baruch, and Yoav Goldberg. A little is enough: Circumventing defenses for distributed learning. In *NeurIPS*, 2019.

- [Blanchard *et al.*, 2017] Peva Blanchard, El Mahdi El Mhamdi, Rachid Guerraoui, and Julien Stainer. Machine learning with adversaries: Byzantine tolerant gradient descent. *Advances in Neural Information Processing Systems*, 30, 2017.
- [Crosby, 1994] Teri Crosby. How to detect and handle outliers, 1994.
- [Fang *et al.*, 2020] Minghong Fang, Xiaoyu Cao, Jinyuan Jia, and Neil Gong. Local model poisoning attacks to {Byzantine-Robust} federated learning. In *29th USENIX Security Symposium (USENIX Security 20)*, pages 1605–1622, 2020.
- [Fung *et al.*, 2020] Clement Fung, Chris J. M. Yoon, and Ivan Beschastnikh. The Limitations of Federated Learning in Sybil Settings. In *Symposium on Research in Attacks, Intrusion, and Defenses*, RAID, 2020.
- [Gong *et al.*, 2022] Xueluan Gong, Yanjiao Chen, Qian Wang, and Weihan Kong. Backdoor attacks and defenses in federated learning: State-of-the-art, taxonomy, and future directions. *IEEE Wireless Communications*, 2022.
- [Gu *et al.*, 2019] Tianyu Gu, Kang Liu, Brendan Dolan-Gavitt, and Siddharth Garg. Badnets: Evaluating backdoor attacks on deep neural networks. *IEEE Access*, 7:47230–47244, 2019.
- [Guerraoui *et al.*, 2018] Rachid Guerraoui, Sébastien Rouault, et al. The hidden vulnerability of distributed learning in byzantium. In *International Conference on Machine Learning*, pages 3521–3530. PMLR, 2018.
- [Kairouz *et al.*, 2021] Peter Kairouz, H Brendan McMahan, Brendan Avent, Aurélien Bellet, Mehdi Bennis, Arjun Nitin Bhagoji, Kallista Bonawitz, Zachary Charles, Graham Cormode, Rachel Cummings, et al. Advances and open problems in federated learning. *Foundations and Trends® in Machine Learning*, 14(1–2):1–210, 2021.
- [Li *et al.*, 2019] Xiang Li, Kaixuan Huang, Wenhao Yang, Shusen Wang, and Zhihua Zhang. On the convergence of fedavg on non-iid data. *arXiv preprint arXiv:1907.02189*, 2019.
- [Li *et al.*, 2022a] Qinbin Li, Yiqun Diao, Quan Chen, and Bingsheng He. Federated learning on non-iid data silos: An experimental study. In *2022 IEEE 38th International Conference on Data Engineering (ICDE)*, pages 965–978. IEEE, 2022.
- [Li *et al.*, 2022b] Yiming Li, Yong Jiang, Zhifeng Li, and Shu-Tao Xia. Backdoor learning: A survey. *IEEE Transactions on Neural Networks and Learning Systems*, 2022.
- [Liu *et al.*, 2012] Fei Tony Liu, Kai Ming Ting, and Zhi-Hua Zhou. Isolation-based anomaly detection. *ACM Transactions on Knowledge Discovery from Data (TKDD)*, 6(1):1–39, 2012.
- [Liu *et al.*, 2016] Mengchen Liu, Jiaxin Shi, Zhen Li, Chongxuan Li, Jun Zhu, and Shixia Liu. Towards better analysis of deep convolutional neural networks. *IEEE transactions on visualization and computer graphics*, 23(1):91–100, 2016.
- [Liu *et al.*, 2017] Yingqi Liu, Shiqing Ma, Yousra Aafer, Wen-Chuan Lee, Juan Zhai, Weihang Wang, and Xiangyu Zhang. Trojaning attack on neural networks. 2017.
- [McMahan *et al.*, 2017a] Brendan McMahan, Eider Moore, Daniel Ramage, Seth Hampson, and Blaise Aguera y Arcas. Communication-efficient learning of deep networks from decentralized data. In *Artificial intelligence and statistics*, pages 1273–1282. PMLR, 2017.
- [McMahan *et al.*, 2017b] Brendan McMahan, Eider Moore, Daniel Ramage, Seth Hampson, and Blaise Aguera y Arcas. Communication-efficient learning of deep networks from decentralized data. In *Artificial intelligence and statistics*, pages 1273–1282. PMLR, 2017.
- [Muñoz-González *et al.*, 2019] Luis Muñoz-González, Kenneth T Co, and Emil C Lupu. Byzantine-robust federated machine learning through adaptive model averaging. *arXiv preprint arXiv:1909.05125*, 2019.
- [Nguyen *et al.*, 2020] Thien Duc Nguyen, Phillip Rieger, Markus Miettinen, and Ahmad-Reza Sadeghi. Poisoning attacks on federated learning-based iot intrusion detection system. In *Proc. Workshop Decentralized IoT Syst. Secur.(DISS)*, pages 1–7, 2020.
- [Pillutla *et al.*, 2022] Krishna Pillutla, Sham M. Kakade, and Zaid Harchaoui. Robust Aggregation for Federated Learning. *IEEE Transactions on Signal Processing*, 70:1142–1154, 2022.
- [Pukelsheim, 1994] Friedrich Pukelsheim. The three sigma rule. *The American Statistician*, 48(2):88–91, 1994.
- [Stich *et al.*, 2018] Sebastian U Stich, Jean-Baptiste Cordonnier, and Martin Jaggi. Sparsified sgd with memory. *Advances in Neural Information Processing Systems*, 31, 2018.
- [Sun *et al.*, 2019] Ziteng Sun, Peter Kairouz, Ananda Theertha Suresh, and H Brendan McMahan. Can you really backdoor federated learning? *arXiv preprint arXiv:1911.07963*, 2019.
- [Tolpegin *et al.*, 2020] Vale Tolpegin, Stacey Truex, Mehmet Emre Gursoy, and Ling Liu. Data poisoning attacks against federated learning systems. In *European Symposium on Research in Computer Security*, pages 480–501. Springer, 2020.
- [Voigt and Von dem Bussche, 2017] Paul Voigt and Axel Von dem Bussche. The eu general data protection regulation (gdpr). *A Practical Guide, 1st Ed., Cham: Springer International Publishing*, 10(3152676):10–5555, 2017.
- [Wang *et al.*, 2020] Hongyi Wang, Kartik Sreenivasan, Shashank Rajput, Harit Vishwakarma, Saurabh Agarwal, Jy-yong Sohn, Kangwook Lee, and Dimitris Papailiopoulou. Attack of the tails: Yes, you really can backdoor federated learning. *Advances in Neural Information Processing Systems*, 33:16070–16084, 2020.
- [Xie *et al.*, 2018] Cong Xie, Oluwasanmi Koyejo, and Indranil Gupta. Generalized byzantine-tolerant sgd. *arXiv preprint arXiv:1802.10116*, 2018.

- [Xie *et al.*, 2020] Chulin Xie, Keli Huang, Pin-Yu Chen, and Bo Li. Dba: Distributed backdoor attacks against federated learning. In *International Conference on Learning Representations*, 2020.
- [Yu *et al.*, 2019] Hao Yu, Sen Yang, and Shenghuo Zhu. Parallel restarted sgd with faster convergence and less communication: Demystifying why model averaging works for deep learning. In *Proceedings of the AAAI Conference on Artificial Intelligence*, volume 33, pages 5693–5700, 2019.
- [Zill, 2020] Dennis G Zill. *Advanced engineering mathematics*. Jones & Bartlett Publishers, 2020.

A Convergence analysis

We analyze the convergence of FLD in this section.

A.1 Notation and Assumptions

Let F_i denotes the local model of the i -th client, $i = 1, 2, \dots, N$. Let F denotes the global model in the central parameter server. Suppose our models satisfy Lipschitz continuous gradient, we make Assumptions 1 and 2.

Assumption 1. (*L-smooth*). F_1, \dots, F_N are all *L-smooth*: $\forall x, y, F_i(x) \leq F_i(y) + (x - y)^\top \nabla F_i(y) + \frac{L}{2} \|x - y\|_2^2$.

Assumption 2. (μ -strongly convex). F_1, \dots, F_N are all μ -strongly convex: $\forall x, y, F_i(x) \geq F_i(y) + (x - y)^\top \nabla F_i(y) + \frac{\mu}{2} \|x - y\|_2^2$.

We also follow the assumption made by [Stich *et al.*, 2018; Yu *et al.*, 2019; Li *et al.*, 2019] as follows.

Assumption 3. The expected squared norm of stochastic gradients is uniformly bounded, i.e., $\exists U > 0, \mathbb{E} \|\nabla F_i(\cdot)\|^2 \leq U^2$ for all $i = 1, \dots, N$.

We make Assumption 4 to bound the expectation of $\|w_i^t\|^2$, where w_i^t denotes the parameters of F_i in t -round.

Assumption 4. (Bounding the expectation of $\|w_i^t\|^2$). The expected squared norm of i -th client's local model parameters is bounded: $\exists M > 0, \mathbb{E} \|w_i^t\|^2 \leq M^2$ for all $i = 1, \dots, N$ and $t = 1, \dots, T$.

A.2 Theorem and Proof

Theorem 1. Let Assumptions 1 to 4 hold and L, μ, U, M be defined therein. Choose the learning rate $\eta^t = \frac{\theta}{t+\epsilon}$, $\epsilon > 0$, $\theta > \frac{1}{\mu}$, we define $\lambda = \max\{\frac{\theta A}{\theta\mu-1}, (\epsilon+1)Z_1\}$. Then FLD satisfies

$$\mathbb{E}[F(G^t)] - F^* \leq \frac{L}{2} Z_t \leq \frac{L}{2} \frac{\lambda}{(t+\epsilon)^{\frac{1}{2}}} \xrightarrow{t \rightarrow \infty} 0, \quad (7)$$

where

$$A = 4U^2 + M^2 + 2\Gamma, \quad (8)$$

$$Z_t = \mathbb{E} \|G^t - G^*\|^2.$$

Proof. Let G^{t+1} denote global model's parameters in the central server in $(t+1)$ -round and G^* be the optimal parameters in the central server. Additionally, $g^t = \sum_{i \in C_b} p_i \nabla F_i(w_i^t, \xi_i^t)$, where g^t denotes the gradient updates uploaded by the clients in t -round and p_i denotes the weight of the i -client's gradient during aggregation. $\bar{g}^t = \sum_{i \in C_b} p_i \nabla F_i(w_i^t)$ and $G^{t+1} = G^t - \eta^t g^t$, where C_b denotes the collection of benign clients chosen by FLD. Then, we have

$$\begin{aligned} \|G^{t+1} - G^*\|^2 &= \|G^t - \eta^t g^t - G^* - \eta^t \bar{g}^t + \eta^t \bar{g}^t\|^2 \\ &= \underbrace{\|G^t - G^* - \eta^t \bar{g}^t\|^2}_{P_1} \\ &\quad + 2\eta^t \underbrace{\langle G^t - G^* - \eta^t \bar{g}^t, \bar{g}^t - g^t \rangle}_{P_2} \\ &\quad + (\eta^t)^2 \|\bar{g}^t - g^t\|^2. \end{aligned} \quad (9)$$

Since $\mathbb{E} g^t = \bar{g}^t$, we see $\mathbb{E} P_2 = 0$. Now we split P_1 into three terms:

$$\begin{aligned} P_1 &= \|G^t - G^* - \eta^t \bar{g}^t\|^2 \\ &= \|G^t - G^*\| \underbrace{\langle -2\eta^t \langle G^t - G^*, \bar{g}^t \rangle \rangle}_{P_3} + \underbrace{(\eta^t)^2 \|\bar{g}^t\|^2}_{P_4}. \end{aligned} \quad (10)$$

Focusing on the last term in the above equation, according to Assumption 3, we have

$$\begin{aligned} \mathbb{E} P_4 &= \mathbb{E} [(\eta^t)^2 \|\bar{g}^t\|^2] \\ &\leq (\eta^t)^2 \sum_{i \in C_b} p_i^2 \mathbb{E} \|\nabla F_i(w_i^t)\|^2 \\ &\leq (\eta^t)^2 U^2. \end{aligned}$$

Consider P_3 , it follows:

$$\begin{aligned} P_3 &= -2\eta^t \langle G^t - G^*, \bar{g}^t \rangle \\ &= -2\eta^t \sum_{i \in C_b} p_i \langle G^t - w_i^t, \nabla F_i(w_i^t) \rangle \\ &\quad - 2\eta^t \sum_{i \in C_b} p_i \langle w_i^t - G^*, \nabla F_i(w_i^t) \rangle. \end{aligned} \quad (11)$$

It is well known that $-2ab \leq a^2 + b^2$, so

$$\begin{aligned} -2 &\langle G^t - w_i^t, \nabla F_i(w_i^t) \rangle \\ &\leq \|G^t - w_i^t\|^2 + \|\nabla F_i(w_i^t)\|^2. \end{aligned} \quad (12)$$

According to Assumption 2, it follows:

$$\begin{aligned} - &\langle w_i^t - G^*, \nabla F_i(w_i^t) \rangle \\ &\leq -(F_i(w_i^t) - F_i(G^*)) - \frac{\mu}{2} \|w_i^t - G^*\|^2. \end{aligned} \quad (13)$$

Use (10), (11), (12), (13), we obtain the following formula

$$\begin{aligned} P_1 &= \|G^t - G^* - \eta^t \bar{g}^t\|^2 \\ &\leq \|G^t - G^*\|^2 + (\eta^t)^2 \|\nabla F_i(w_i^t)\|^2 \\ &\quad + \eta^t \sum_{i \in C_b} p_i (\|G^t - w_i^t\|^2 + \|\nabla F_i(w_i^t)\|^2) \\ &\quad - 2\eta^t \sum_{i \in C_b} p_i (F_i(w_i^t) - F_i(G^*)) + \frac{\mu}{2} \|w_i^t - G^*\|^2 \\ &\leq (1 - \eta^t \mu) \|G^t - G^*\|^2 + ((\eta^t)^2 + \eta^t) \|\nabla F_i(w_i^t)\|^2 \\ &\quad + \eta^t \sum_{i \in C_b} p_i \|G^t - w_i^t\|^2 \\ &\quad - \underbrace{2\eta^t \sum_{i \in C_b} p_i (F_i(w_i^t) - F_i(G^*))}_{P_5}. \end{aligned}$$

Motivated by [Li *et al.*, 2019], we define $\Gamma = F^* - \sum_{i \in C_b} p_i F_i^*$. Γ is used to measure the degree of heterogeneity between the local models and the global model in i.i.d data

distributions, $\mathbb{E}\Gamma = 0$. We have

$$\begin{aligned} P_5 &= -2\eta^t \sum_{i \in C_b} p_i (F_i(w_i^t) - F_i(G^*)) \\ &= -2\eta^t \sum_{i \in C_b} p_i (F_i(w_i^t) - F_i^* + F_i^* - F_i(G^*)) \\ &\leq 2\eta^t \sum_{i \in C_b} p_i (F_i^* - F_i^*) = 2\eta^t \Gamma, \end{aligned}$$

Hence,

$$\begin{aligned} P_1 &\leq (1 - \eta^t \mu) \|G^t - G^*\|^2 + ((\eta^t)^2 + \eta^t) \|\nabla F_i(w_i^t)\|^2 \\ &\quad + \eta^t \sum_{i \in C_b} p_i \|G^t - w_i^t\|^2 + 2\eta^t \Gamma. \end{aligned}$$

Utilize the above results, we have

$$\begin{aligned} \mathbb{E}\|G^{t+1} - G^*\|^2 &\leq (1 - \eta^t \mu) \mathbb{E}\|G^t - G^*\|^2 \\ &\quad + ((\eta^t)^2 + \eta^t) \mathbb{E}\|\nabla F_i(w_i^t)\|^2 \\ &\quad + \eta^t \sum_{i \in C_b} p_i \mathbb{E}\|G^t - w_i^t\|^2 + 2\eta^t \Gamma \quad (14) \\ &\quad + (\eta^t)^2 \mathbb{E}\|\bar{g}^t - g^t\|^2. \end{aligned}$$

According to Assumption 3, it follows:

$$\begin{aligned} \mathbb{E}\|g^t - \bar{g}^t\|^2 &= \mathbb{E}\left\| \sum_{i \in C_b} p_i \nabla F_i(w_i^t, \xi_i^t) - \nabla F_i(w_i^t) \right\|^2 \\ &\leq \sum_{i \in C_b} p_i^2 (\mathbb{E}\|\nabla F_i(w_i^t, \xi_i^t)\|^2 \\ &\quad + \mathbb{E}\|\nabla F_i(w_i^t)\|^2) \quad (15) \\ &\leq 2 \sum_{i \in C_b} p_i^2 U^2. \end{aligned}$$

According to Assumption 4, it follows:

$$\begin{aligned} \sum_{i \in C_b} p_i \|G^t - w_i^t\|^2 &= \sum_{i \in C_b} p_i \left\| \sum_{i \in C_b} p_i w_i^t - w_i^t \right\|^2 \\ &\leq \sum_{i \in C_b} p_i \|w_i^t\|^2 \quad (16) \\ &\leq M^2. \end{aligned}$$

So far, we have all the preparations ready to prove the final conclusion. Let $Z_t = \mathbb{E}\|G^t - G^*\|^2$, $\eta^t = \frac{\theta}{t+\epsilon}$, $\epsilon > 0$, $\theta > \frac{1}{\mu}$, $\lambda = \max\{\frac{\theta A}{\theta\mu-1}, (\epsilon+1)Z_1\}$, our goal of proving $Z_t \leq \frac{\lambda}{(t+\epsilon)^{\frac{1}{2}}}$ can be achieved as follows.

For $t = 1$, it holds. Suppose that the conclusion establishes for some t and use Ineq. (14), (15), (16), we have Z_{t+1} as follows:

$$\begin{aligned} Z_{t+1} &\leq (1 - \eta^t \mu) Z_t + ((\eta^t)^2 + \eta^t) U^2 + \eta^t M^2 \\ &\quad + 2(\eta^t)^2 \sum_{i \in C_b} p_i^2 U^2 + 2\eta^t \Gamma \\ &\leq (1 - \eta^t \mu) Z_t + \eta^t A \quad (17) \\ &= \frac{(t+\epsilon)^{\frac{1}{2}} - 1}{(t+\epsilon)} \lambda + \left(\frac{\theta A}{t+\epsilon} - \frac{\theta\mu-1}{t+\epsilon} \lambda \right) \\ &\leq \frac{\lambda}{(t+\epsilon+1)^{\frac{1}{2}}}, \end{aligned}$$

where $A = 4U^2 + M^2 + 2\Gamma$. Then, from Assumption 1, we get

$$\mathbb{E}[F(G^t)] - F^* \leq \frac{L}{2} Z_t \leq \frac{L}{2} \frac{\lambda}{(t+\epsilon)^{\frac{1}{2}}} \xrightarrow{t \rightarrow \infty} 0. \quad (18)$$

□

B Datasets, Parameters, Backdoor Setup

Reddit datasets are collected from distributed clients and therefore do not require manual division [Bagdasaryan *et al.*, 2020]. We use Dirichlet distribution to partition the image datasets (MNIST, CIFAR10, Tiny-imagenet). We set the default distribution hyperparameter as 0.5. Each client uses SGD as the optimizer and a default batch size of 64. FLD's μ is default as 3.

For the semantic backdoor, we follow the experiment setup in [Bagdasaryan *et al.*, 2020], that the trigger sentence is "pasta from Astoria is" and the target word is "delicious". For the pixel pattern backdoor, we set specific pixels (same with the ones selected by DBA) to white, and then modify the label of the sample with the trigger to backdoor label. The backdoor label is "digit 2" in MNIST, "bird" in CIFAR10, and "bullfrog" in Tiny-imagenet. The default PMR for MNIST is 20/64, 5/64 for CIFAR, and 20/64 for Tiny-imagenet, to be consistent with DBA [Xie *et al.*, 2020].

C Effectiveness of Layer Scoring

To test the necessity and effectiveness of Layer Scoring, we compared the performance between FLD with and without Layer Scoring under different attacker's poisoned data rate (PDR) on the CIFAR10 dataset. FLD without Layer Scoring uses the same approach as the existing defense methods, i.e., splicing the model weights directly and use iForest and Anomaly Detection to detect anomalous models.

As shown in Figure 5, as the PDR increases, the BA of the FLD without Layer Scoring rises and then falls. This is due to the fact that higher PDR leads to faster backdoor injection. But, higher PDR also makes the attacks easier to be detected. Hence, the impact of the attack increases in the beginning and then decreases as the defense algorithm starts to identify the attack.

D Effectiveness of FLD against Attack A-S

In Section 5, we focus on the more insidious and difficult-to-detect Attack A-M. Here we evaluate the effectiveness of FLD against Attack A-S. Table 5 shows that FLD is effective for all 4 datasets on Attack A-S of constrain-and-scale.

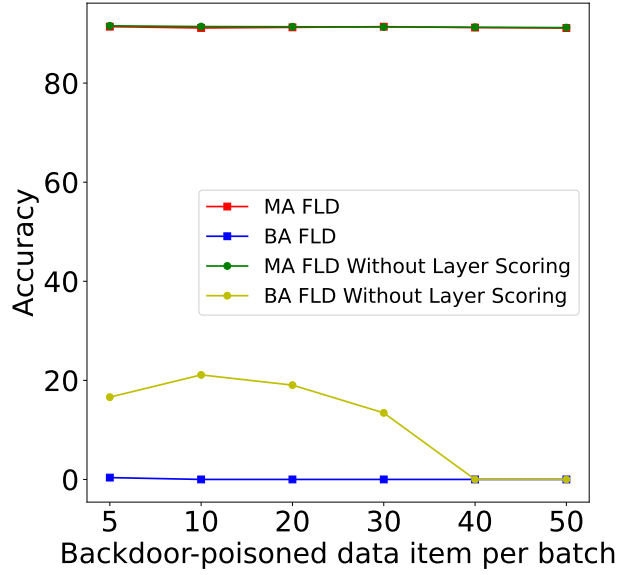


Figure 5

Table 5: Effectiveness of FLD in comparison to state-of-the-art defenses for constrain-and-scale *Attack A-S*, in terms of Backdoor Accuracy (BA) and Main Task Accuracy (MA). All values are percentages.

Defenses	Reddit		MNIST		CIFAR10		Tiny-Imagenet	
	BA	MA	BA	MA	BA	MA	BA	MA
No attack		19.38		99.06		89.60		25.34
No defense	100.00	19.35	70.01	48.03	78.86	60.60	99.19	20.84
FoolsGold	100.00	19.35	70.06	48.04	53.47	77.31	99.28	21.02
DP	100.00	19.35	70.01	47.88	78.07	61.11	99.31	20.58
RFA	100.00	19.40	0.01	98.78	0.00	89.28	0.00	25.41
Trimmed Mean	0.00	19.40	0.08	98.73	0.00	88.57	0.21	25.61
Krum	0.00	14.51	0.02	98.85	0.00	44.50	0.00	7.76
Bulyan	0.00	19.39	0.13	98.67	0.00	88.75	0.00	25.47
FLD	0.00	19.43	0.04	98.82	0.00	89.23	0.00	25.35