

Computing All Restricted Skyline Probabilities for Uncertain Data

Xiangyu Gao
Harbin Institute of Technology
Harbin, China
gaoxy@hit.edu.cn

Jianzhong Li
Shenzhen Institute of Advanced Technology
Chinese Academy of Sciences
Shenzhen, China
lijzh@siat.ac.cn

Dongjing Miao
Harbin Institute of Technology
Harbin, China
miaodongjing@hit.edu.cn

Abstract—Since data uncertainty is inherent in multi-criteria decision making, recent years have witnessed a dramatically increasing amount of attention devoted to conducting advanced analysis on uncertain data. In this paper, we revisit restricted skyline query on uncertain datasets from both complexity and algorithm perspective. Instead of conducting probabilistic restricted skyline analysis under threshold or top- k semantics, we focus on a more general problem that aims to compute the restricted skyline probability of all objects. We prove that the problem can not be solved in truly subquadratic-time unless the Orthogonal Vectors conjecture fails, and propose two algorithms, one with near-optimal time complexity and the other with better expected time complexity. We also propose an algorithm with sublinear query time and polynomial preprocessing time for the case where the preference region is described by $d-1$ ratio bound constraints. Our thorough experiments over real and synthetic datasets demonstrate the effectiveness of the problem and the efficiency of the proposed algorithms.

Index Terms—Uncertain data, probabilistic restricted skyline

I. INTRODUCTION

Restricted skyline (rskyline) query is a recently proposed powerful tool for multi-criteria decision making. It extends the skyline query by supporting personalized preferences. In particular, given a dataset and a set \mathcal{F} of scoring functions of interest, the rskyline query retrieves a set of tuples that are not \mathcal{F} -dominated by any other tuples. Here a tuple t is said to \mathcal{F} -dominated another tuple s if t scores better than s under all functions in \mathcal{F} . It has been verified that rskyline query is highly effective in restricting the set of tuples of interest.

In [1], [2], many efficient algorithms have been proposed to answer rskyline queries on traditional datasets where no uncertainty is involved. However, data uncertainty is inherent in multi-criteria decision making from various causes such as equipment limitations, data randomness, outdated sources, and so on [3]. And typically using a probability distribution to model data uncertainty [4]–[6]. In this paper, we focus on computing rskyline probabilities on datasets with discrete uncertainty, i.e., each object is represented by a set of tuples, also called instances, and corresponding probabilities to take those particular instances, where the *rskyline probability* of an

object is defined as the probability that it is not \mathcal{F} -dominated by any other objects with respect to a set of scoring functions \mathcal{F} . We first describe two application scenarios as follows.

E-commerce Scenario: Probabilistic selling is a novel selling strategy in e-commerce [7]. For example, when booking hotels on *Hotwire*, each product has a probability of getting any one of a set of hotels with different locations and room numbers. And only when users pay for a product, the particular hotel property is revealed to them. Consider products provided by *Hotwire* as an uncertain dataset with two attributed #ROOM and LOC (e.g., distance to the beach). If a user prefers LOC to #ROOM, i.e., let $\mathcal{F} = \{\omega_1 \#ROOM + \omega_2 LOC \mid \omega_1 \leq \omega_2\}$, computing rskyline probabilities of products with respect to \mathcal{F} can mathematically quantify the probability that the final hotel obtained by choosing a product is a rskyline tuple.

Player Selection Scenario: The performance data of a player may vary differently game by game due to many factors such as fluctuations of players' conditions, the locations of the games, and the support from audience. Modeling players' game-by-game performance data as uncertain datasets for interesting knowledge and comprehensive view has been widely investigated in [4], [6], [8]. Suppose the two criteria for evaluating a player are POINT and ASSIST, and it is pointed out that POINT is more important than ASSIST, but no more than twice, i.e., $\mathcal{F} = \{\omega_1 POINT + \omega_2 ASSIST \mid \omega_2 \leq \omega_1 \leq 2\omega_2\}$. Computing rskyline probabilities of players with respect to \mathcal{F} can compute the probability that a player belongs to rskyline players (e.g., most valuable players) of a game.

Instead of identifying objects with top- k rskyline probabilities or whose rskyline probabilities are higher than a given threshold, we study the problem of computing rskyline probabilities of all objects from both complexity and algorithm perspective. This overcomes the difficulty of selecting a suitable threshold and is convenient for users to retrieve results with different sizes. For problem complexity, we prove that no algorithm can compute rskyline probabilities of all objects within truly subquadratic time, unless the Orthogonal Vectors conjecture [9] fails.

Then, for efficient algorithms, we focus on a practically relevant case where \mathcal{F} consists of linear scoring functions whose weights are described by linear constraints. A major challenge to overcome is the irregularity of the \mathcal{F} -dominance region,

This work is supported by the National Natural Science Foundation of China (NSFC) Grant NOs. 61732003, 61832003, 61972110, U1811461, and U19A2059, and the National Key R&D Program of China Grant NO.2019yfb2101900.

which contains all instances \mathcal{F} -dominated by an instance. We address this by mapping objects into a higher dimensional data space and results in a near-optimal algorithm with time complexity $O(n^{2-1/d'})$, where d' is the dimensionality of the mapped data space. Furthermore, by conducting the mapping on the fly and designing effective pruning strategies, we propose an algorithm with better expected time complexity based on the branch-and-bound paradigm.

When linear constraints are composed of $d - 1$ ratio bound constraints, we propose a more efficient \mathcal{F} -dominance test method. Based on the test condition, we establish a Turing reduction from the problem of computing rskyline probabilities of all objects to the half-space range search problem [10]. And we introduce a $O(2^{dmn} \log n)$ -time algorithm with polynomial-time preprocessing, where m and n is the number of objects and instances, respectively. Subsequently, we introduce a *multi-level* structure and a *data-shifting* strategy to further improve the time complexity to $O(2^{d-1} \log n + n)$, where the additional linear time is required by reporting the final results. This algorithm matters from the following two aspects. First, it proves that the *online rskyline probability query* belongs to the complexity class PsL [11], which can be further used to design efficient algorithms for other queries in PsL. Second, although this algorithm is somewhat inherently theoretical, experimental results shows that its extension for this special rskyline query on certain datasets outperforms the state-of-the-art index-based method proposed in [2].

To the best of our knowledge, this paper is the first work conducting rskyline analysis on uncertain datasets. The main contributions of this paper are summarized as follows.

- We formalize the problem of computing rskyline probabilities of all objects and prove that there is no algorithm can solve this problem in $O(n^{2-\delta})$ time for any $\delta > 0$, unless the Orthogonal Vectors conjecture fails.
- When \mathcal{F} consists of linear scoring functions whose weights are described by linear constraints, we propose a near-optimal algorithm with time complexity $O(n^{2-1/d'})$, where d' is the number of vertices of the preference region, and an algorithm with expected time complexity $O(mn \log n)$.
- When \mathcal{F} consists of linear scoring functions whose weights are described by $d - 1$ ratio bound constraints, we propose an algorithm with polynomial preprocessing time and $O(2^{d-1} \log n + n)$ query time. For online rskyline probability query, we propose an algorithm with polynomial preprocessing time and $O(2^{d-1} \log n)$ query time.
- We conduct extensive experiments over real and synthetic datasets to demonstrate the effectiveness of the problem studied in this paper and the efficiency and scalability of the proposed algorithms.

The reminder of this paper is organized as follows. We review the related work in Section II. We formally define the problem studied in this paper and study its conditional lower bound in Section III. Then, we propose two efficient algorithms for the ARSP problem in Section IV, and design an algorithm with sublinear query time and polynomial

preprocessing time for ratio bound constraints in Section V. We report the experimental results in Section VI. Finally, we conclude the paper in Section VII.

II. RELATED WORK

In this section, we elaborate on two pieces of previous work that are most related to ours.

Queries on Uncertain Datasets. Pei et al. [6] are the first to extend skyline computation on certain datasets to probabilistic skyline computation on uncertain datasets. They proposed two algorithms to identify those objects whose skyline probabilities are higher than a user-specified threshold p . Considering the inherent limitations of threshold query, Atallah and Qi [5] presented the first work that addresses the problem of computing exact skyline probabilities of all objects. They proposed a $\tilde{O}(n^{2-1/(d+1)})$ -time algorithm by using two basic skyline probability computation methods, weighted dominance counting method and grid method, to deal with frequent and infrequent objects, respectively. With a more efficient sweeping method for infrequent objects, Atallah et al. [12] improved the time complexity to $\tilde{O}(n^{2-1/d})$. However, the utilities of these two methods are limited to 2D datasets because of a hidden factor exponential in the dimensionality of the dataset caused by the high dimensional weighted dominance counting algorithm. To get rid of this, Afshani et al. [13] calculated the skyline probabilities of all instances by performing a pre-order traversal of a modified KD-tree. With the well-know property of the KD-tree, it is easy to verify that the time complexity of their algorithm is $O(n^{2-1/d})$. More practically, Kim et al. [4] introduced an in-memory Z-tree structure in all skyline probabilities computation to reduce the number of dominance tests, which has been experimentally demonstrated efficient. However, it is non-trivial to revise algorithms for computing skyline probabilities of all objects to address the problem studied in this paper. This is because these algorithms rely on the fact that the dominance region of an instance is a hyper-rectangle, which no longer holds under \mathcal{F} -dominance.

Somehow related to what we study in this paper are those works on top- k queries on uncertain datasets [14]–[18]. Under the possible world model, top- k semantics are unclear, which give rise to different definitions, e.g., to compute the most likely top- k set, the tuple with high probability to rank i -th, the tuples having a probability greater than a specified threshold to be included in top- k , etc. Our work differs from theirs as an exactly input weight is required in these studies, whereas we focus on finding a set of non- \mathcal{F} -dominated tuples where \mathcal{F} is a set of scoring functions. In other word, our work can be regarded as extending theirs by relaxing the preference input into a region.

Operators with Restricted Preference. Given a set of monotone scoring functions \mathcal{F} , Ciaccia and Martinenghi [1] defined that a tuple t \mathcal{F} -dominates another tuple s if t scores better than s for any $f \in \mathcal{F}$. Based on \mathcal{F} -dominance, they introduced two restricted skyline operators, ND for retrieving the set of non- \mathcal{F} -dominated tuples and PO for finding the set of tuples that are optimal according to at least one function

TABLE I
THE SUMMARY OF NOTATIONS.

Notation	Definition
\mathcal{D}	d -dimensional uncertain dataset
m	number of uncertain objects in \mathcal{D} , i.e., $m = \mathcal{D} $
T_i	1) the i th uncertain tuple in \mathcal{D} 2) the set of instances $\{t_{i,1}, \dots, t_{i,n_i}\}$ of T_i
I	the set of all instances, i.e., $I = \bigcup_{i=1}^m T_i$
n	number of instances in I , i.e., $n = I $
t	instance in I
\mathcal{F}	set of monotone scoring functions
$t \prec_{\mathcal{F}} s$	t \mathcal{F} -dominates s
$\text{Pr}_{\text{rsky}}(t)$	restricted skyline probability of t
ω	weight (preference) in the standard simplex \mathbb{S}^{d-1}
$S_{\omega}(t)$	score of t under ω , i.e., $S_{\omega}(t) = \sum_{i=1}^d \omega[i] \times t[i]$
$S_V(t)$	score vector of t under $V = \{\omega_1, \dots, \omega_{d'}\}$, i.e., $S_V(t) = (S_{\omega_1}(t), \dots, S_{\omega_{d'}}(t))$
Ω	preference region characterized by a set of linear constraints $A \times \omega \leq b$, i.e., $\Omega = \{\omega \in \mathbb{S}^{d-1} \mid A \times \omega \leq b\}$

in \mathcal{F} . And they designed several linear programming based methods for these two queries, respectively. Mouratidis and Tang [19] extended PO under top- k semantic when \mathcal{F} is a convex preference polytope Ω , i.e., they studied the problem of identifying all tuples that appear in the top- k result for at least one $\omega \in \Omega$. They first disqualified records \mathcal{F} -dominated by k or more others, and then determined the top- k -th in each partition of Ω among the remaining candidates. Liu et al. [2] investigated a case of \mathcal{F} -dominance where \mathcal{F} consists of $d-1$ constraints on the weight ratio of other dimensions to the user-specified reference dimension. They defined *eclipse* query as retrieving the set of all non-eclipse-dominated tuples and proposed a series of algorithms. These works only consider datasets without uncertainty, and we extend above dominance-based operators to uncertain datasets. Their techniques can not be extended to our problem since the introduction of uncertainty makes the problem challenging as we need to identify all instances that \mathcal{F} -dominate it for each instance.

III. PROBLEM DEFINITION

In this section, we first review the restricted skyline query, then formally define the all rskyline probabilities problem and investigate its conditional problem complexity. For reference, the major notations used in this paper is summarized in Table I.

A. Restricted Skyline

Let D denote a d -dimensional dataset D consisting of n tuples. Each tuple $t \in D$ has d numeric attributes, denoted as $t = (t[1], \dots, t[d])$. Without loss of generality, we assume that the numeric domain of each attribute is normalized into the unit interval $[0, 1]$ and the lower values are preferred than higher ones. Given a *scoring function* $f : [0, 1]^d \rightarrow \mathbb{R}^+$, the value $f(t[1], \dots, t[d])$ is called the *score* of tuple t under f , also written as $f(t)$. Function f is called *monotone* if for any tuple t and s , it holds that $f(t) \leq f(s)$ if $\forall 1 \leq i \leq d, t[i] \leq s[i]$. Let \mathcal{F} be a set of monotone scoring functions \mathcal{F} , a tuple t \mathcal{F} -dominates another tuple $s \neq t$, denoted as $t \prec_{\mathcal{F}} s$, if $\forall f \in \mathcal{F}, f(t) \leq f(s)$. The *restricted skyline* (rskyline) of D with respect to \mathcal{F} consists of all non- \mathcal{F} -dominated tuples.

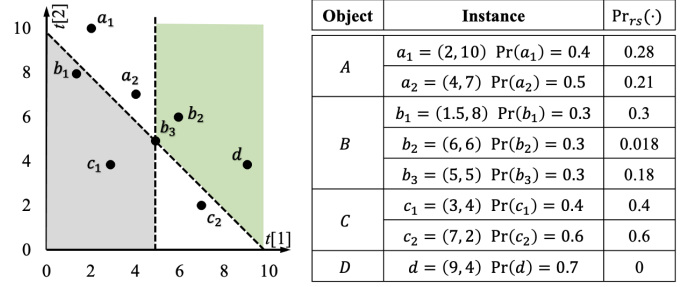


Fig. 1. An uncertain dataset and rskyline probabilities of instances.

B. Restricted Skyline Probability

Following the uncertain data model used in previous related work [5], a d -dimensional uncertain dataset \mathcal{D} consists of m objects $\{T_1, \dots, T_m\}$. Each object $T_i \in \mathcal{D}$ is modeled by a set of instances $\{t_{i,1}, \dots, t_{i,n_i}\}$ along with the probabilities $\{\text{Pr}(t_{i,1}), \dots, \text{Pr}(t_{i,n_i})\}$ for each instance to occur. To cope with datasets of large scale, we assume \mathcal{D} is organized by a spatial index R-tree. For the simplicity of notation, we also use T_i to denote the set of its instances $\{t_{i,1}, \dots, t_{i,n_i}\}$ and write $t \in T_i$ to mean that t is an instance of T_i . We assume that the sum of probabilities over all instances of an object may add up to less than 1 and the existence probability may vary from one instance from another. Moreover, each object can only take one instance at a time and objects are independent of each other. Let $I = \bigcup_{i=1}^m T_i$ denote the set of all instances and $n = |I| = \sum_{i=1}^m n_i$ denote the number of instances.

Given an uncertain dataset \mathcal{D} and a set of monotone scoring functions \mathcal{F} , an instance $t \in T_i$ belongs to the rskyline of \mathcal{D} if and only if T_i occurs as t and none of other objects appears as an instance that \mathcal{F} -dominates t . We refer to such probability as the *rskyline probability* of t , denoted by $\text{Pr}_{\text{rsky}}(t)$. With the assumption that each object can only take one instance at a time and objects are independent of each other, $\text{Pr}_{\text{rsky}}(t)$ can be computed as follows,

$$\text{Pr}_{\text{rsky}}(t) = \text{Pr}(t) \cdot \prod_{j=1, j \neq i}^m (1 - \sum_{s \in T_j, s \prec_{\mathcal{F}} t} \text{Pr}(s)). \quad (1)$$

The rskyline probability of an object T_i is defined as the sum of rskyline probabilities of all its instances, i.e.,

$$\text{Pr}_{\text{rsky}}(T_i) = \sum_{t \in T_i} \text{Pr}_{\text{rsky}}(t). \quad (2)$$

Example 1. Consider the uncertain dataset shown in Fig. 1. There are 4 objects in this uncertain dataset and their instances and existence probabilities are shown in the table. Given a set of scoring functions $\mathcal{F} = \{\omega[1]t[1] + \omega[2]t[2] \mid \omega[1] \geq \omega[2]\}$, regions containing all instances \mathcal{F} -dominating b_3 and being \mathcal{F} -dominated by b_3 are shaded in gray and green, respectively. Thus, the rskyline probability of b_3 can be computed as $\text{Pr}_{\text{rsky}}(b_3) = \text{Pr}(b_3) \times (1 - \text{Pr}(c_1)) = 0.18$. Similarly, we can derive that $\text{Pr}_{\text{rsky}}(b_1) = 0.3$ and $\text{Pr}_{\text{rsky}}(b_2) = 0.018$. The rskyline probability of object B is $\text{Pr}_{\text{rsky}}(B) = \text{Pr}_{\text{rsky}}(b_1) + \text{Pr}_{\text{rsky}}(b_2) + \text{Pr}_{\text{rsky}}(b_3) = 0.498$.

In this paper, we study the problem of computing rskyline probabilities of all instances, from which the rskyline probabilities of all objects can also be computed.

Problem: All RSkyline Probabilities (ARSP) Problem

Input: an uncertain dataset \mathcal{D} and a set of monotone scoring functions \mathcal{F} .

Output: rskyline probability for all instances in I , i.e.,

$$\text{ARSP} = \{(t, \text{Pr}_{\text{rsky}}(t)) \mid t \in I\}.$$

C. Conditional Lower Bound

In what follows, we prove that no algorithm can compute rskyline probabilities of all instances in truly subquadratic time without preprocessing unless the Orthogonal Vectors conjecture fails.

► **Conjecture (OVC) [9].** Given two sets A, B , each of n vectors in $\{0, 1\}^d$, for every $\delta > 0$, there is a $c \geq 1$ such that no $O(n^{2-\delta})$ -time algorithm can determine if there is a pair $(a, b) \in A \times B$ such that $a \times b = 0$ with $d = c \log n$.

Theorem 1. *Given an uncertain dataset \mathcal{D} and a set of monotone scoring functions \mathcal{F} , no algorithm can compute restricted skyline probabilities for all instances within $O(n^{2-\delta})$ time for any $\delta > 0$, unless the Orthogonal Vectors conjecture fails.*

Proof. We establish a fine-grained reduction from the orthogonal vectors problem to all rskyline probabilities problem. Given two sets A, B , each of n vectors in $\{0, 1\}^d$, we construct an uncertain dataset \mathcal{D} and a set \mathcal{F} of monotone scoring functions as follows. First, for each vector $b \in B$, we construct an uncertain tuple T_b with a single instance b and $\text{Pr}(b) = 1$. Then, we construct an uncertain tuple T_A with n instances $\xi(a)$ and $\text{Pr}(\xi(a)) = \frac{1}{n}$ for all vectors $a \in A$, where $\xi(a)[i] = \frac{3}{2}$ if $a[i] = 0$ and $\xi(a)[i] = \frac{1}{2}$ if $a[i] = 1$ for $1 \leq i \leq d$. Finally, let \mathcal{F} consists of d linear scoring functions $f_i(t) = t[i]$ for $1 \leq i \leq d$, which means instance t \mathcal{F} -dominates another instance s if and only if $t[i] \leq s[i]$ for $1 \leq i \leq d$. We claim that for each instance $\xi(a) \in T_A$, there exists an instance b from other uncertain tuple T_b \mathcal{F} -dominating $\xi(a)$ if and only if a is orthogonal to b .

Suppose there is a pair $(a, b) \in A \times B$ such that $a \times b = 0$, then $a[i] = 0$ or $b[i] = 0$ for $1 \leq i \leq d$. If $a[i] = 0$, then $b[i]$ can be either 0 or 1 and $\xi(a)[i] = \frac{3}{2} > b[i]$. Or if $b[i] = 0$, then $a[i]$ can be either 0 or 1 and $\xi(a)[i] \geq \frac{1}{2} > b[i]$. That is $b \prec_{\mathcal{F}} \xi(a)$. On the other side, suppose there is a pair of instances b and $\xi(a)$ such that $b \prec_{\mathcal{F}} \xi(a)$. For each $1 \leq i \leq d$, $b[i]$ is either 0 or 1 and $\xi(a)[i]$ is either $\frac{3}{2}$ and $\frac{1}{2}$. If $b[i] = 0$, then $b[i] \cdot a[i] = 0$. Or if $b[i] = 1$, then $\xi(a)[i] = \frac{3}{2}$ since $b[i] \leq \xi(a)[i]$. So $a[i] = 0$ according to the mapping $\xi(\cdot)$. Hence $a[i] \cdot b[i] = 0$. Thus we conclude that there is a pair $(a, b) \in A \times B$ such that $a \times b = 0$ if and only if there exists an instance $\xi(a) \in T_A$ with $\text{Pr}_{\text{rsky}}(\xi(a)) = 0$. Since \mathcal{D} can be constructed in $O(nd)$ time and whether such instance exists can be determined in $O(n)$ time, any $O(n^{2-\delta})$ -time algorithm for all rskyline probabilities computation for some $\delta > 0$ would yield an algorithm for Orthogonal Vectors in $O(nd + n^{2-\delta} + n) = O(n^{2-\delta'})$ time for some $\delta' > 0$ when $d = \Theta(\log n)$, which contradicts the OVC. \square

IV. ALGORITHMS FOR ARSP PROBLEM

The linear scoring function is one of the most commonly used scoring functions [20]. Given a weight (preference) ω , the *score* of tuple t is defined as $S_{\omega}(t) = \sum_{i=1}^d \omega[i]t[i]$. Since ordering two tuples by score is independent from the magnitude of ω , we assume that ω belongs to the unit $(d-1)$ -simplex \mathbb{S}^{d-1} , called *preference domain*, i.e., $\sum_{i=1}^d \omega[i] = 1$. To serve the specific preferences of an individual user, a notable approach is to add some constraints on the preference domain. Notationally, let the matrix inequality $A \times \omega \leq b$ be a set of linear constraints on \mathbb{S}^{d-1} and c be the number of rows of A . In this section, we propose two algorithms for ARSP problem in case of \mathcal{F} is a set of linear scoring functions whose weight are described by a set of linear constraints.

A. Baseline Algorithm

Given an uncertain dataset \mathcal{D} and a set of linear scoring functions $\mathcal{F} = \{S_{\omega}(\cdot) \mid \omega \in \mathbb{S}^{d-1} \wedge A \times \omega \leq b\}$, a straight method to calculate rskyline probability for each instance t is to compute the product of probabilities that none of instances from other objects that \mathcal{F} -dominate t exist by performing \mathcal{F} -dominance tests against other instances. With the fact that the *preference region* $\Omega = \{\omega \in \mathbb{S}^{d-1} \mid A \times \omega \leq b\}$ is a *closed convex polytope*, the \mathcal{F} -dominance relation between two instances can be determined by comparing their scores under the set of vertices V of Ω , where a weight ω is called a vertex of Ω if and only if it is the unique solution to a d -subset inequalities of $A \times \omega \leq b$.

Theorem 2 (\mathcal{F} -dominance test [1]). *Given a set of linear scoring functions $\mathcal{F} = \{S_{\omega}(\cdot) \mid \omega \in \mathbb{S}^{d-1} \wedge A \times \omega \leq b\}$, let V be the set of vertices of the preference region $\Omega = \{\omega \in \mathbb{S}^{d-1} \mid A \times \omega \leq b\}$, an instance t \mathcal{F} -dominates another instance s if and only if $S_{\omega}(t) \leq S_{\omega}(s)$ holds for all weights $\omega \in V$.*

With the above theorem, we construct a baseline algorithm as follows. Since the preference region Ω is guaranteed to be closed, the set of linear constraints can be transformed into a set of points using the *polar duality* [21] such that the intersection of the linear constraints is the dual of the convex hull of the points. After the transformation, the baseline invokes the quickhull algorithm proposed in [22] to compute the set of vertices V of Ω . Then it sorts the set of instances using a scoring function S_{ω} for some $\omega \in V$. This guarantees that if an instance t precedes another instance s in the sorted set, then $s \not\prec_{\mathcal{F}} t$. After that, for each instance t , the baseline tests t against every instance of other objects preceding t to compute $\text{Pr}_{\text{rsky}}(t)$ according to Equation 1. Since V can be computed in $O(c^2)$ time [23], where c is the number of linear constraints, and after that each \mathcal{F} -dominance test can be accomplished in $O(dd')$ time, where $d' = |V|$ the time complexity of the baseline algorithm is $O(c^2 + dd'n^2)$. Although the theoretical upper bound of d' is $\Theta(c^{\lfloor d/2 \rfloor})$ [24], the actual size of V is experimentally observed to be small. Hence we conclude that the time complexity of the baseline algorithm is $O(n^2)$.

Algorithm 1: KDTree-Traversal Algorithm

Input: an uncertain dataset \mathcal{D} , a set of linear scoring functions $\mathcal{F} = \{S_\omega(\cdot) \mid \omega \in \mathbb{S}^{d-1} \wedge A \times \omega \leq b\}$
Output: the rskyline probabilities of all instances

- 1 Compute vertices V of $\Omega = \{\omega \in \mathbb{S}^{d-1} \mid A \times \omega \leq b\}$;
- 2 Map I into the score space $S_V(I)$;
- 3 $\text{ARSP} \leftarrow \emptyset$; $\chi \leftarrow 0$; $\beta \leftarrow 1$;
- 4 **foreach** $i \leftarrow 1$ **to** m **do** $\sigma[i] \leftarrow 0$;
- 5 $kd\text{-ASP}^*(S_V(I), S_V(I))$;
- 6 **return** ARSP ;

7 **Procedure** $kd\text{-ASP}^*(P, C)$

- 8 $C_{par} \leftarrow C$; $C \leftarrow \emptyset$; $D \leftarrow \emptyset$;
- 9 **foreach** $S_V(t) \in C_{par}$ **do**
- 10 **if** $S_V(t) \preceq P_{\min}$ (say $t \in T_i$) **then**
- 11 Insert $S_V(t)$ into D ;
- 12 $\sigma[i] \leftarrow \sigma[i] + \text{Pr}(t)$;
- 13 **if** $\sigma[i] = 1$ **then**
- 14 $\chi \leftarrow \chi + 1$; $\beta \leftarrow \beta / \text{Pr}(t)$;
- 15 **else**
- 16 $\beta \leftarrow \beta \times (1 - \sigma[i]) / (1 - \sigma[i] + \text{Pr}(t))$;
- 17 **else if** $S_V(t) \preceq P_{\max}$ **then**
- 18 Insert $S_V(t)$ into C ;
- 19 **if** $\chi = 0$ **and** $|P| = 1$ **then**
- 20 // suppose $P = \{S_V(t)\}$ and $t \in T_i$
- 21 Insert $(t, \beta \times \text{Pr}(t) / (1 - \sigma[i]))$ into ARSP ;
- 22 **else if** $\chi = 0$ **and** $|P| > 1$ **then**
- 23 Partition P into P_l and P_r with selected *axis*;
- 24 $kd\text{-ASP}^*(P_l, C)$;
- 25 $kd\text{-ASP}^*(P_r, C)$;
- 26 **foreach** $t \in D$ **do**
- 27 Undo the changes to restore $\sigma[\cdot]$, χ , β ;
- 28 $C \leftarrow C_{par}$;

B. Tree-Traversal Algorithm

A major challenge for the ARSP problem is the irregularity of the \mathcal{F} -dominance region. In this subsection, we overcome this challenge by reducing the ARSP problem to an ASP problem [13] in a higher dimensional data space. Afterwards, calling the state-of-the-art method [13] for the ASP problem yields an algorithm with near-optimal time complexity.

Problem: All Skyline Probabilities (ASP) Problem [13]

Input: an uncertain dataset \mathcal{D} .

Output: skyline probability $\text{Pr}_{\text{sky}}(t)$ for each instance $t \in I$, where supposing t belongs to T_i

$$\text{Pr}_{\text{sky}}(t) = \text{Pr}(t) \cdot \prod_{j=1, j \neq i}^m (1 - \sum_{s \in T_j, s \prec t} \text{Pr}(s)).$$

Given a set of linear scoring functions $\mathcal{F} = \{S_\omega(\cdot) \mid \omega \in \mathbb{S}^{d-1} \wedge A \times \omega \leq b\}$, let $V = \{\omega_1, \dots, \omega_{d'}\}$ denote the set of

vertices of the preference region $\Omega = \{\omega \in \mathbb{S}^{d-1} \mid A \times \omega \leq b\}$ and $d' = |V|$. And let $S_V(t) = (S_{\omega_1}(t), \dots, S_{\omega_{d'}}(t))$ denote the score vector of tuple t under all vertices in V . The reduction maps each instance $t \in I$ into an instance $S_V(t)$ with the same existence probability, and groups them according to the objects they belong to. In other words, the reduction constructs an uncertain dataset $S_V(I)$ in the d' -dimensional *score space*, where $S_V(I) = \{S_V(T_i) = \{S_V(t) \mid t \in T_i\} \mid T_i \in \mathcal{D}\}$ and for each instance $S_V(t) \in S_V(I)$, $\text{Pr}(S_V(t)) = \text{Pr}(t)$. According to Theorem 2, an instance t \mathcal{F} -dominates another instance $s \neq t$ if and only if $S_V(t)$ dominates $S_V(s)$, where a tuple t dominates another tuple $s \neq t$, denoted as $t \prec s$, if $\forall i \in [1, d], t[i] \leq s[i]$. This means the \mathcal{F} -dominance relation between any two instances t and s in the original space is equivalent to the dominance relationship between $S_V(t)$ and $S_V(s)$ in the mapped *score space*. Hence the rskyline probability $\text{Pr}_{\text{rsky}}(t)$ of each instance $t \in I$ in the original space equals to the skyline probability $\text{Pr}_{\text{sky}}(S_V(t))$ of the corresponding instance $S_V(t)$ in the score space.

Thus, after the reduction, we call a procedure $kd\text{-ASP}^*$ to compute the skyline probability for all instances in $S_V(I)$. This procedure is implemented based on the state-of-the-art kd -tree traversal algorithm for the ASP problem proposed in [13]. We introduce some implementation optimizations which does not improve the time complexity but indeed enhance its experimental performance. The original algorithm first constructs a kd -tree T on $S_V(I)$, and then progressively computes skyline probabilities of all instances by performing a preorder traversal of T . In our implementation, we integrate the preorder traversal into the construction of T and also prune the construction of a subtree if all instances included in the subtree have zero rskyline probability.

Concretely, $kd\text{-ASP}^*$ always keeps a path from the root of T to the current reached node in the main memory. And for each node N in the path, let P be the set of instances contained in N and P_{\min} (P_{\max}) denote the minimum (maximum) corner of the minimum bounding rectangle of P , $kd\text{-ASP}^*$ maintains the following information, 1) a set C including instances that dominates P_{\max} , 2) an array $\sigma = \langle \sigma[1], \dots, \sigma[m] \rangle$, where $\sigma[i] = \sum_{t \in T_i, S_V(t) \prec P_{\min}} \text{Pr}(t)$ is the sum of probabilities over all instances of $S_V(T_i)$ that dominates P_{\min} , 3) a value $\beta = \prod_{1 \leq i \leq m, \sigma[i] \neq 1} (1 - \sigma[i])$, and 4) a counter $\chi = |\{i \mid \sigma[i] = 1\}|$. It is easy to see that for the root node of T , $C = S_V(I)$, $\sigma[i] = 0$ for $1 \leq i \leq m$, $\beta = 1$, and $\chi = 0$.

Now, assuming the information of all nodes in the maintained path is available, $kd\text{-ASP}^*$ constructs the next arriving node N as follows. Again, let P denote the set of instances in N . For each point $S_V(t) \in C_{par}$, where C_{par} is the set C of the parent node of N , it tests $S_V(t)$ against P_{\min} . If $S_V(t) \prec P_{\min}$, say $t \in T_i$, it updates $\sigma[i]$, β , and χ accordingly (lines 13-16 in Algorithm 1). Otherwise, it further tests $S_V(t)$ against P_{\max} and inserts $S_V(t)$ into the set C of N if $S_V(t) \prec P_{\max}$. When χ becomes to one, it is known that $\text{Pr}_{\text{sky}}(P_{\min}) = 0$, and so are all instances in N due to the transitivity of dominance relation. Therefore, $kd\text{-ASP}^*$

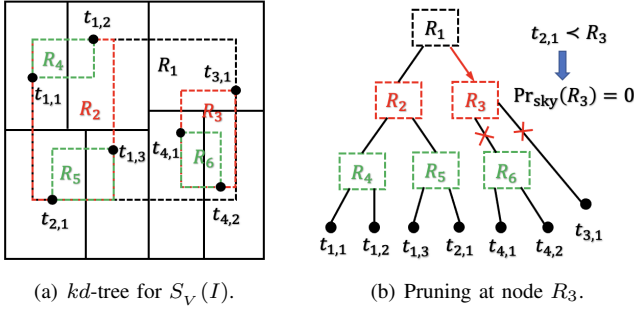


Fig. 2. Running example for Algorithm 1 and implementation optimizations.

prunes the construction of the subtree rooted at N and returns to its parent node. Otherwise, $kd\text{-ASP}^*$ keeps growing the path (partitioning set P like a kd -tree) until it reaches a node including only one instance $S_v(t)$ and then computes $\text{Pr}_{\text{rsky}}(t) = \text{Pr}_{\text{rsky}}(S_v(t))$ based on β and $\sigma[i]$.

Example 2. As shown in Fig. 2, suppose all instances of an object occur with the same probability. The original algorithm keeps a whole kd -tree in the main memory but $kd\text{-ASP}^*$ only maintains a path from the root node, e.g., $R_1 \rightarrow R_2 \rightarrow R_5$. Moreover, when $kd\text{-ASP}^*$ traverses from R_1 to R_3 , it updates $\sigma[2]$ to 1 and χ to 1 since $t_{2,1} \prec R_3$. This indicates that the skyline probability of all instances in the subtree rooted at R_3 is zero, thus $kd\text{-ASP}^*$ prunes the construction of the subtree rooted at R_3 as shown in Fig. 2(b).

The pseudocode of the derived algorithm is presented in Algorithm 1. As stated previously, the computation of V takes $O(c^2)$ time, where c is the number of linear constraints. The score vector of an instance can be derived in $O(dd')$ time, where $d' = |V|$. And given a set of n instances in d' -dimensional data space, the time complexity of $kd\text{-ASP}^*$ is $O(n^{2-1/d'})$ [13]. Therefore, the overall time complexity of Algorithm 1 is $O(c^2 + d'dn + n^{2-1/d'}) = O(n^{2-1/d'})$.

Next, we claim that Theorem 1 still holds even if we limit \mathcal{F} into linear scoring functions whose weights are described by a set of linear constraints, which proves that Algorithm 1 achieves a near-optimal time complexity. Let \mathcal{F} be the set of all linear scoring functions. Given two instances t and s , if $t \prec_{\mathcal{F}} s$, then $t[i] \leq s[i]$ for $1 \leq i \leq d$ since $\omega_i \in \Omega$ where $\omega_i[i] = 1$ and $\omega_i[j] = 0$ for all $1 \leq j \neq i \leq d$. If $t[i] \leq s[i]$ for $1 \leq i \leq d$, it is known that $t \prec_{\mathcal{F}} s$ since all linear scoring functions are monotone. Hence, we can also conclude that $t \prec_{\mathcal{F}} s$ if and only if $t[i] \leq s[i]$ for $1 \leq i \leq d$. Thus, with the same reduction established in the proof of Theorem 1, it is known that there is no subquadratic-time algorithm for ARSP problem even if \mathcal{F} is limited into linear scoring functions whose weights are described by a set of linear constraints.

Remark. Algorithm 1 is also correct if $kd\text{-ASP}^*$ adopts any other space-partitioning tree. The only details that need to be modified are the method to partition the data space (line 19-21 in Algorithm 1). In our experimental study, we implement a variant of Algorithm 1 based on the quadtree, which partitions

the data space in all dimensions each time. It is observed that choosing an appropriate space-partitioning tree can improve the performance of Algorithm 1, e.g., the quadtree-based implementation works well in low-dimensional data spaces, while the kd -tree-based implementation have better scalability for data dimensions.

C. Branch-and-Bound Algorithm

A drawback of Algorithm 1 is that it needs to map all instances into the score space in advance each time, in this subsection, we show how to conduct the mapping on the fly so that unnecessary computations can be avoided.

Recall that if instances in I are sorted in ascending order according to their scores under a scoring function $f \in \mathcal{F}$, then instance t will not be \mathcal{F} -dominated by any instance s after t . Supposing instances are processed in the sorted order, the score vector $S_v(t)$ is unnecessary until t is to be processed. With this observation, we design efficient pruning strategies to tell whether an instance or a set of instances can be safely ignored during the computation, and if so, their mappings can be avoided. Unlike conducting probabilistic rskyline analysis under top- k or threshold semantics, it is easy to see that maintaining upper and lower bounds on each instance's rskyline probability as pruning criteria is helpless since our goal is to compute exact rskyline probabilities of all instances. Thus, the only pruning strategy can be utilized is that if an instance t is \mathcal{F} -dominated by another instance s and $\text{Pr}_{\text{rsky}}(s)$ is zero, then $\text{Pr}_{\text{rsky}}(t)$ is also zero due to the transitivity of \mathcal{F} -dominance. A straightforward method for efficiently performing this pruning strategy is to keep a rskyline of all instances processed so far whose rskyline probability is zero and compare the next instance to be processed against all instances in the rskyline beforehand. However, the maintained rskyline may suffer from huge scale on anti-correlated datasets. In the following theorems, we prove that a set P of size at most m is sufficient for pruning tests and all instances with zero rskyline probability can be safely ignored without affecting subsequent rskyline probabilities computation.

Theorem 3. All instances with zero rskyline probability can be safely discarded.

Proof: Let $t \in T_i$ be an instance with $\text{Pr}_{\text{rsky}}(t) = 0$. Recall the formulation of rskyline probability in Equation 1, all other instances of T_i will not be affected by t . This also holds for instances of other objects T_j that are not \mathcal{F} -dominated by t . Now, suppose s is an instance of $T_{j \neq i}$ and s is \mathcal{F} -dominated by t . Since $t \prec_{\mathcal{F}} s$ and $\text{Pr}_{\text{rsky}}(t) = 0$, it is easy to see that there exists a set of objects $\mathcal{T} = \{T_k \mid k \neq j \wedge k \neq i\}$ such that all instances of each object $T_k \in \mathcal{T}$ \mathcal{F} -dominate t . Moreover, because \mathcal{F} -dominance is asymmetric, it is known that there exists at least one object $T_k \in \mathcal{T}$, all instances of which have non-zero rskyline probability. Therefore, according to the transitivity of \mathcal{F} -dominance, s is also \mathcal{F} -dominated by all instances of T_k and thus $\text{Pr}_{\text{rsky}}(s) = 0$. ■

Theorem 4. Let $V = \{\omega_1, \dots, \omega_{d'}\}$ be the set of vertices of the preference region $\Omega = \{\omega \in \mathbb{S}^{d-1} \mid A \times \omega \leq b\}$, there is a

set P such that for any instance t , $\text{Pr}_{\text{rsky}}(t) = 0$ if and only if $S_v(t)$ is dominated by some instance $p \in P$ and $|P| \leq m$.

Proof: We start with the construction of the pruning set P . For each object T_i with $\sum_{t \in T_i} \text{Pr}(t) = 1$, we insert an instance $p_i = (\max_{t \in T_i} S_{\omega_1}(t), \dots, \max_{t \in T_i} S_{\omega_d}(t))$ into P . Note that the above construction also requires to map all instances into the score space in advance in order to facilitate the understanding of the proof. However, in the proposed algorithm, we construct P incrementally during the computation. It is straight to verify that $|P| \leq m$ from the construction of P . Then, let t denote an instance of object T_i , we prove that $\text{Pr}_{\text{rsky}}(t) = 0$ if and only if $S_v(t)$ is dominated by some $p_{j \neq i} \in P$. From Equation 1, it is easy to see that $\text{Pr}_{\text{rsky}}(t) = 0$ if and only if there must exist an object $T_{j \neq i}$ such that every instance $s \in T_j$ \mathcal{F} -dominates t and $\sum_{s \in T_j} \text{Pr}(s) = 1$. That is $S_v(s) \prec S_v(t)$ holds for all instances $s \in T_j$ according to Theorem 2. Moreover, since a set of instances dominates another instance if and only if the maximum corner of their minimum bounding rectangle dominates that instance, it is derived that $\text{Pr}_{\text{rsky}}(t) = 0$ if and only if $p_j = (\max_{s \in T_j} S_{\omega_1}(s), \dots, \max_{s \in T_j} S_{\omega_d}(s)) \prec t$. Based on the construction of P , it is known that all p_j are included in P , thus completing the proof. ■

Now, we integrate the above strategies into the proposed algorithm and the pseudocode is shown in Algorithm 2. The algorithm first computes the set of vertices V of the preference region Ω and initializes m aggregated R-trees R_1, \dots, R_m , where R_i is used to incrementally index $S_v(t)$ for all instances $t \in T_i$ with $\text{Pr}_{rs}(t) > 0$ that have been processed by the algorithm. After that, the algorithm traverses the index R in a *best-first* manner. Specifically, it first inserts the root of R-tree on \mathcal{D} into a *minimum heap* H sorted according to its score under some $S_{\omega \in V}(\cdot)$, where the score of a node N is defined as $S_{\omega}(N_{\min})$. Then, at each time, it handles the top node N popped from H . If $S_v(N_{\min})$ is dominated by some point in P , then the algorithm ignores all instances in N since their rskyline probabilities are zero due to the transitivity of \mathcal{F} -dominance. Otherwise, if N is a leaf node, say $t \in T_i$ is contained in N , the algorithm computes $S_v(t)$ and issues the window query with the origin and $S_v(t)$ on each aggregated R-tree $R_{j \neq i}$ to compute $\sigma[j] = \sum_{s \in T_j, s \prec_{\mathcal{F}} t} \text{Pr}(s)$ and inserts $S_v(t)$ into R_i . Then it updates p_i , which records the maximum corner of the minimum bounding rectangle of $S_v(t)$ for all instances $t \in T_i$ with $\text{Pr}_{\text{rsky}}(t) > 0$ that have been processed so far, and inserts p_i into P if all instances in T_i have non-zero rskyline probability. Or if N is an internal node, it inserts all non-pruned child nodes of N into H for further computation.

With the fact that Algorithm 2 only visits the nodes which contain instances t with $\text{Pr}_{\text{rsky}}(t) > 0$ and never access the same node twice, it is easy to prove that the number of nodes accessed by Algorithm 2 is optimal to derive the final result for ARSP problem. And since $m - 1$ orthogonal range queries are performed on aggregated R-trees for each instance in I , the expected time complexity of Algorithm 2 is $O(nm \log n)$.

V. SUBLINEAR-TIME ALGORITHM

Algorithm 2: Branch-and-Bound Algorithm

Input: an uncertain dataset \mathcal{D} , a set of linear scoring functions $\mathcal{F} = \{S_{\omega}(\cdot) \mid \omega \in \mathbb{S}^{d-1} \wedge A \times \omega \leq b\}$

Output: the rskyline probabilities of all instances

- 1 Compute vertices V of $\Omega = \{\omega \in \mathbb{S}^{d-1} \mid A \times \omega \leq b\}$;
- 2 Initialize a min-heap H with respect to $S_{\omega}(\cdot)$ and m d' -dimensional aggregated R-trees R_1, \dots, R_m ;
- 3 $P \leftarrow \emptyset$; ARSP $\leftarrow \emptyset$;
- 4 Insert the root of R-tree on \mathcal{D} into H ;
- 5 **while** H is not empty **do**
- 6 Let N be the top node in H ;
- 7 **if** N is not pruned by P **then**
- 8 **if** $N = \{t\}$ is a leaf node (say $t \in T_i$) **then**
- 9 $S_v(t) \leftarrow$ compute t 's score vector under V ;
- 10 $\text{Pr}_{\text{rsky}}(t) \leftarrow \text{Pr}(t)$;
- 11 **foreach** aggregated R-tree $R_{j \neq i}$ **do**
- 12 $\sigma[j] \leftarrow$ perform window query with the origin and $S_v(t)$ on R_j ;
- 13 $\text{Pr}_{\text{rsky}}(t) \leftarrow \text{Pr}_{\text{rsky}}(t) \times (1 - \sigma[j])$;
- 14 Insert $S_v(t)$ into R_i ;
- 15 Insert $(t, \text{Pr}_{\text{rsky}}(t))$ into ARSP;
- 16 $\text{cnt}[i] \leftarrow \text{cnt}[i] + 1$;
- 17 **foreach** $j \leftarrow 1$ to $|V|$ **do**
- 18 $p_i[j] \leftarrow \max(p_i[j], S_v(t)[j])$;
- 19 **if** $\text{cnt}[i] = |T_i|$ **then**
- 20 Insert p_i into P ;
- 21 **else**
- 22 **foreach** child node N' of N **do**
- 23 **if** N' is not pruned by P **then**
- 24 Insert N' into H ;
- 25 **return** ARSP;

FOR RATIO BOUND CONSTRAINTS

In this section, we focus on a special linear constraints which consist of $d - 1$ ratio bound constraints of the form $l_i \leq \omega[i]/\omega[d] \leq h_i$ for $1 \leq i < d$. For brevity of notation, we use $R = \prod_{i=1}^{d-1} [l_i, h_i]$ to denote the set of ratio bound constraints in what follows. In [2], Liu et al. have investigated this special case of \mathcal{F} -dominance on certain datasets, named as *eclipse-dominance*, and defined the *eclipse* query as retrieving the set of all non-*eclipse-dominated* tuples. We refer the readers to their paper for wide applications of this query. Although we focus on uncertain datasets in this section, our methods can also be used to design improved algorithms for eclipse query processing.

A. Reduction to Range Searching Problem

Given a set of ratio bound constraints $R = \prod_{i=1}^{d-1} [l_i, h_i]$, the \mathcal{F} -dominance test condition stated in Theorem 2 can be

equivalently represented as determining whether the following linear programming problem has a non-negative solution,

$$\begin{aligned} \text{minimize} \quad & S_\omega(s) - S_\omega(t) = \sum_{i=1}^d (s[i] - t[i]) \times \omega[i] \\ \text{subject to} \quad & l_i \leq \omega[i] / \omega[d] \leq h_i \quad i \in \{1, \dots, d-1\} \\ & \sum_{i=1}^d \omega[i] = 1 \end{aligned} \quad (3)$$

The crucial observation is that the sign of the minimum value of the above linear programming problem can be determined more efficiently. Specifically, since $\omega[d] > 0$, transforming the object function $\sum_{i=1}^d (t[i] - s[i]) \times \omega[i]$ into $\sum_{i=1}^{d-1} (t[i] - st[i]) \times \omega[i] / \omega[d] + (s[d] - t[d])$ does not affect the sign of the minimum value. After that, we can choose each coordinate of the new unknowns $r[i] = \omega[i] / \omega[d]$ for $1 \leq i < d$ independently in the corresponding interval $[l_i, h_i]$. Thus, the minimum value of the new object function can be directly obtained in $O(d)$ time, so is the sign of original minimum.

Theorem 5 (Efficient \mathcal{F} -dominance test). *Let \mathcal{F} be a set of linear scoring functions whose weights are described by ratio bound constraints $R = \prod_{i=1}^{d-1} [l_i, h_i]$, then $t \prec_{\mathcal{F}} s$ if and only if $\sum_{i=1}^{d-1} [\mathbf{1}(s[i] > t[i]) \times l_i + (1 - \mathbf{1}(s[i] > t[i])) \times h_i] (s[i] - t[i]) + (s[d] - t[d]) \geq 0$, where $\mathbf{1}(\cdot)$ is the indicator function.*

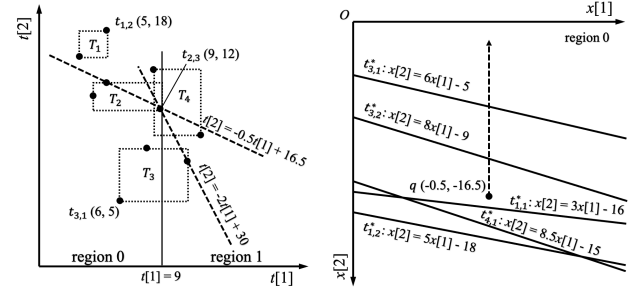
Now, consider the set I of all instances as a set of points in the data space $[0, 1]^d$, the i -th attributes as coordinates in the i -th dimension. For a point $t \in I$, partition the data space into 2^{d-1} regions using $d-1$ hyperplanes $x[i] = t[i]$ for $1 \leq i < d$. Each resulted region can be identified by a $(d-1)$ -bit code such that the i -th bit is *zero* if the i -th coordinates of points in this region are less than $t[i]$, and *one* otherwise. We refer to the region whose identifier is k in decimal as region k , e.g., region 0 contains all points whose first $d-1$ coordinates are less than t and region $2^{d-1} - 1$ contains all points whose first $d-1$ coordinates are greater than t . Theorem 5 further indicates that given a set of ratio bound constraints $R = \prod_{i=1}^{d-1} [l_i, h_i]$, for $0 \leq k < 2^{d-1}$, all points in region k that \mathcal{F} -dominate t lie in the following closed half-space,

$$x[d] \leq \sum_{i=1}^{d-1} [(1 - |k|_2[i]) \times l_i + |k|_2[i] \times h_i] (t[i] - x[i]) + t[d], \quad (4)$$

where $|k|_2[i]$ is i -th bit of the binary of number k .

Example 3. See Fig. 3(a) for an illustration. For point $t_{2,3}$, region 0 contains the set of points $\{t \in I \mid t[1] \leq 9\}$. Suppose that the ratio bound constraint is $R = [0.5, 2]$, the closed half-space contains all points in region 0 that \mathcal{F} -dominate $t_{2,3}$ is $t[2] \leq -0.5t[1] + 16.5$. Since $t_{3,1}$ is included in that half-space, it is concluded that $t_{3,1} \prec_{\mathcal{F}} t_{2,3}$.

The above procedure reduces the problem of finding all instances that \mathcal{F} -dominate t to a series of 2^{d-1} half-space range searching problem [10]. Formally, the half-space range searching problem asks to preprocess a set of points in \mathbb{R}^d into a data structure such that all points lying below or on a



(a) Range searching in primal space. (b) Point location in dual space.

Fig. 3. Reduction to range searching problem and point-hyperplane duality.

query hyperplane can be reported quickly. This problem can be efficiently solved using the well-known *point-hyperplane duality* [25]. To be specific, the duality transform maps a point $p = (p[1], \dots, p[d]) \in \mathbb{R}^d$ into the hyperplane $p^* : x[d] = p[1]x[1] + \dots + p[d-1]x[d-1] - p[d]$, and a hyperplane $h : x[d] = \alpha[1]x[1] + \dots + \alpha[d-1]x[d-1] - \alpha[d]$ into the point $h^* = (\alpha[1], \dots, \alpha[d])$. It is proved that if p lies above (resp., below, on) h , then h^* lies above (resp., below, on) p^* . The dual version of the half-space searching problem becomes that given a set of n hyperplanes in \mathbb{R}^d and a query point q , report all hyperplanes lying above or through q . Then, let H be a set of n hyperplanes in \mathbb{R}^d , the *arrangement* of H , denoted by $\mathcal{A}(H)$, is a subdivision of \mathbb{R}^d into *faces* of dimension k for $0 \leq k \leq d$. Each face in $\mathcal{A}(H)$ is a maximal connected region of \mathbb{R}^d that lies in the same subset of H . For a query point q , let $\lambda(q, H)$ denote the set of hyperplanes in H lying above or through q . It is easy to verify that all points p lying on the same face f of $\mathcal{A}(H)$ have the same $\lambda(p, H)$, denoted by $\lambda(f, H)$. Thus, with a precomputation of $\lambda(f, H)$ for each face f of $\mathcal{A}(H)$ and the following structure for point location in $\mathcal{A}(H)$, $\lambda(q, H)$ can be computed in logarithmic time.

Theorem 6 (Structure for Point Location [26]). *Given a set H of n hyperplanes in \mathbb{R}^d and a query point q , there is a data structure of size $O(n^{d+\epsilon})$ which can be constructed in $O(n^{d+\epsilon})$ expected time for any $\epsilon > 0$, so that the face of $\mathcal{A}(H)$ containing q can be located in $O(\log n)$ time.*

Returning to the ARSP problem, we propose an improved algorithm based on the above reduction. In the preprocessing stage, for each point $t \in I$, say $t \in T_i$, whose $\text{Pr}_{\text{sky}}(t) > 0$, the algorithm partitions all instances from other objects into 2^{d-1} sets $I_{t,k} = \{s \in I \setminus T_i \mid s \text{ in region } k \text{ partitioned by } t\}$ for $0 \leq k < 2^{d-1}$. Then, it builds the structure stated in Theorem 6 for the set of dual hyperplanes $I_{t,k}^*$ for each set $I_{t,k}$, and computes an array $\sigma_f = \langle \sigma_f[j] \mid 1 \leq j \leq m \rangle$ of aggregated values for each face f of $\mathcal{A}(I_{t,k}^*)$, where $\sigma_f[j] = \sum_{s^* \in \lambda(f, I_{t,k}^*) \wedge s \in T_j} \text{Pr}(s)$, i.e., the sum of probabilities over all instances of object T_j lying below or on the hyperplane p^* , where point p lies in face f .

In the query processing stage, given a set of ratio bound constraints $R = \prod_{i=1}^{d-1} [l_i, h_i]$, the algorithm processes each

point t as follows. If there is no auxiliary structure built for that point, then it reports $\text{Pr}_{\text{rsky}}(t)$ as zero. Otherwise, the algorithm first initializes $\text{Pr}_{\text{rsky}}(t) = \text{Pr}(t)$ and $\sigma[i] = 0$ for $1 \leq i \leq m$, where $\sigma[i]$ is for recording the sum of existence probability of instances from object T_i that \mathcal{F} -dominate t found so far. Then, for $0 \leq k < 2^{d-1}$, let $h_{t,k}$ denote the bounding hyperplane of the half-space in region k , which is defined in Equation 4, the algorithm performs point location query $h_{t,k}^*$ on the structure built for the set of hyperplanes $I_{t,k}^*$, and updates $\text{Pr}_{\text{rsky}}(t)$ according to Equation 1 based on the array σ_f . Specifically, for $1 \leq j \leq m$, it updates $\text{Pr}_{\text{rsky}}(t)$ to $\text{Pr}_{\text{rsky}}(t) \times (1 - \sigma[j] - \sigma_f[j]) / (1 - \sigma[j])$ and adds $\sigma_f[j]$ to $\sigma[j]$. After all queries, it is easy to verify that $\text{Pr}_{\text{rsky}}(t)$ is the exact rskyline probability of t . Since each point location query can be performed in $O(\log n)$ time and the update of $\text{Pr}_{\text{rsky}}(t)$ requires $O(m)$ time for each σ_f , the time complexity of the reduction-based algorithm is $O(2^d m n \log n)$.

Example 4. Continue with point $t_{2,3}$ in Fig. 3(a), set $I_{t_{2,3},0}$ includes points $t_{1,1}, t_{1,2}, t_{3,1}, t_{3,2}, t_{4,1}$ and the set of dual planes is plotted in Fig. 3(b). By performing the point-location query $q = (-0.5, -16.5)$, which is the dual point of $t[2] = -0.5t[1] + 16.5$, the face f containing q is returned. Since the aggregated value $\sigma_f[3] = \text{Pr}(t_{3,1}) + \text{Pr}(t_{3,2})$ is precomputed for f in the preprocessing stage, the algorithm updates $\text{Pr}_{\text{rsky}}(t_{2,3})$ to $\text{Pr}_{\text{rsky}}(t_{2,3}) * (1 - \sigma[3] - \sigma_f[3]) / (1 - \sigma[3])$ and adds $\sigma_f[3]$ to $\sigma[3]$.

B. Sublinear-time Algorithm

To achieve better time complexity, two bottlenecks of the above algorithm should be addressed. 1) There are in total 2^{d-1} arrays of aggregated values for each point and it seems unrealistic to merge them efficiently according to Equation 1. 2) Points are sequentially processed in the algorithm. Since all of them should be scanned at least once, the time complexity is $\Omega(n)$. In subsequent, we introduce two strategies to solve these two inefficiencies.

Multi-level Strategy. The reason why we have to merge 2^{d-1} arrays for each point t is that the half-spaces in 2^{d-1} regions containing points that \mathcal{F} -dominate t are different from each other. Thus, the above algorithm performs 2^{d-1} point location queries, one for each bounding hyperplane, to retrieve σ_f in each region. We show how to resolve this issue with the help of *multi-level strategy* [27]. Since the number of point location queries performed for each point is always 2^{d-1} , we build a multi-level structure for the set of dual hyperplanes I^* to retrieve the final aggregated result, each level of which is used to find all points lying below or on a query hyperplane.

To be specific, an 1-level auxiliary structure is defined as a point location tree (see Theorem 6) built for I^* , and an array $\sigma_f = \langle \sigma_f[j] \mid 1 \leq j \leq m \rangle$ of aggregated values is computed for each face f of $\mathcal{A}(I^*)$, where $\sigma_f[j] = \sum_{s^* \in \lambda(f, I^*) \wedge s \in T_j} \text{Pr}(s)$, i.e., the sum of probabilities over all instances of object T_j lying below or on the hyperplane p^* , where p lies in face f . Moreover, a product $\beta_f = \prod_{j=1, \sigma_f[j] \neq 1}^m (1 - \sigma_f[j])$ and a count $\chi_f = |\{j \mid \sigma_f[j] = 1\}|$

are also recorded for each face $f \in \mathcal{A}(I^*)$. Then, a k -level structure is recursively defined as an 1-level structure built for I^* and additionally equipped with a $(k-1)$ -level structure for $\lambda(f, I^*)$ for each face f of $\mathcal{A}(I^*)$.

After constructing the multi-level structure, the algorithm processes an input set of ratio bound constraints $R = \prod_{i=1}^{d-1} [l_i, h_i]$ as follows. For each point t , it performs 2^{d-1} point location queries on the multi-level structure, i.e., the dual point of the bounding hyperplane of the i -th half-space for the i -th region is queried on the i -level structure. Let f be the face returned by the final point location query. According to values recorded for face f , the rskyline probability of t can be calculated as

$$\text{Pr}_{\text{rsky}}(t) = \begin{cases} \frac{\beta_f \cdot \text{Pr}(t)}{1 - \sigma_f[i]} & \text{if } \chi_f = 0, \\ \beta_f \times \text{Pr}(t) & \text{else if } \chi_f = 1 \wedge \sigma_f[i] = 1, \\ 0 & \text{otherwise.} \end{cases}$$

It is easy to verify that the time consumed by computing the rskyline probability for a point t is $O(2^{d-1} \log n)$. Therefore the total time complexity of the multi-level structure based algorithm for all rskyline probabilities computation is $O(2^{d-1} n \log n)$ time. This also leads to an algorithm with logarithmic query time and polynomial preprocessing time for rskyline probability query. The formal definition of rskyline probability query is given as follows.

Problem: RSkyline Probability Query (RSPQ)

Input: an uncertain dataset \mathcal{D} , a set of query ratio bound constraints R , and a query instance q .

Output: for the query instance q , the probability that q is not \mathcal{F} -dominated by any instances in I , i.e.,

$$\text{Pr}_{\text{rsky}}(q) = \prod_{i=1}^m (1 - \sum_{t \in T_i, t \prec_{\mathcal{F}} q} \text{Pr}(t)).$$

Theorem 7. RSPQ belongs to the complexity class PsL [11].

Shift Strategy. The major obstacle for the second bottleneck is that the set of 2^{d-1} dual queries are different for each instance $t \in I$. To be specific, according to Equation 4, the k -th dual query $h_{t,k}^*$ in region k for a point t is the k -th vertex of R appended by the score of t under that vertex. It is surprising to discover that the k -th dual queries in region k for any two points t and s only differ in the last dimension. Therefore, if the scores of all instances remain the same under all vertices of R , we can unify the procedures of performing point location queries for each of them. Specifically, for each point $t \in I$, say $t \in T_i$, whose $\text{Pr}_{\text{rsky}}(t) > 0$, we create a shifted dataset with t as the origin, i.e., $I_t = \{s - t \mid s \in I \setminus T_i\}$. Then we merge all sets I_t to a key-value pair set $\mathcal{I} = \{(s, \langle t \mid s \in I_t \rangle) \mid s \in \bigcup_{t \in I} I_t\}$, where s is a new point resulted by shifted the dataset with respect to some point t and duplicate s is eliminated by recording an array $\langle t \mid s \in I_t \rangle$ of its multiple origins. Finally, we build the above multi-level structure for the set of dual hyperplanes $\mathcal{I}^* = \{s^* \mid (s, -) \in \mathcal{I}\}$, except that the aggregated array of an 1-level structure is redefined

TABLE II
PARAMETER SETTINGS FOR EXPERIMENTS.

Parameter	Tested and default values
Object Cardinality m	2K, 4K, 8K, 16K , 32K, 64K
Dimensionality d	2, 3, 4 , 5, 6, 7, 8
Instance Count cnt	100, 200, 300, 400 , 500, 600
Region Length l	0.1, 0.2 , 0.3, 0.4, 0.5, 0.6
% of objects with $\Pr(T) < 1$	0, 0.05, 0.1 , 0.2, 0.4, 0.8
Type of constraints	WEAK , INTER
# of constraints c	2, 3, 4, 5, 6, 7 (default: $d - 1$)

as $\Pr_f = \langle \Pr_f[t] \mid t \in I \rangle$ for each face f of $\mathcal{A}(\mathcal{I}^*)$, where $\Pr_f[t] = \prod_{j=1, j \neq i}^m (1 - \sum_{s^* \in \lambda(f, \mathcal{I}^*) \wedge s+t \in T_j} \Pr(s))$.

After that, the algorithm processes an input set of ratio bound constraints $R = \prod_{i=1}^{d-1} [l_i, h_i]$ as follows. It generates 2^{d-1} queries by appending a zero to each vertex of R , and then performs these point location queries on the auxiliary structure. Let f denote the face returned by the final query, the rskyline probability of an instance t is computed as $\Pr(t) \times \Pr_f(t)$ if $\Pr_f(t)$ is recorded in \Pr_f , and 0 otherwise. It is easy to verify that the point location queries can be executed in $O(2^{d-1} \log n)$ time and all rskyline probabilities can be reported in an additional $O(n)$ time.

VI. EXPERIMENTS

In this section, we report the experimental study of the algorithms proposed for the ARSP problem.

A. Experimental Setting

Datasets and Constraints. We use both real dataset and synthetic datasets for the experiments. We include a real dataset that is widely used by related work [4], [6], [28]. Specifically, NBA contains 28,475 technical statistics of 3707 players with 5 professional metrics: points, assists, rebounds, steals, and blocks, extracted from <https://www.nba.com/stats/>. We consider each player as an uncertain object and his season records as instances with the same existence probability of that object. And following the previous related work [4]–[6], we generate synthetic datasets as follows. We first generate centers of objects in the data space $[0, 1]^d$ according to independent distributions (IND) or anti-correlated distributions (ANTI) using the standard data generation tool [29]. Then, for each center, we construct a hyper-rectangle whose edge length follows a normal distribution $\mathcal{N}(l/2, l/8)$. After that, we generate instances of the object uniformly within the hyper-rectangle and assign all instances the same existence probability. The number of instances follows a uniform distribution over interval $[1, cnt]$. Finally, we remove one instance from $\phi \times m$ objects so that the total probability of each of them is strictly less than one. The expected number of instances in the dataset is $(\frac{cnt}{2} - \phi) \cdot m$.

We consider two types are constraints in our experiment. The first are *weak rankings* [1], which is one of the most common types of constraints on weights. For any number c of constraints, the input set of constraints is $\{\omega[i] \geq \omega[i + 1] \mid i \in \{1, \dots, c\}\}$. The second are *interactive constraints*, which

are generated in an interactive manner. Specifically, we first choose an inner point in \mathbb{S}^{d-1} as an estimation of one's preference. Then, at each time, we generate a pair of tuples (t, s) uniformly in $[0, 1]^d$ and choose the side of hyperplane $\sum_{i=1}^d (t[i] - s[i]) \times \omega[i] = 0$ that containing the inner point as an input constraint. It is easy to see that the major difference between this two constraints is the number of vertices of the preference region. The first preference region always has d vertices while the number of vertices of the second one generally increases as c increases.

Table II lists all parameters for synthetic datasets and constraints with their tested and default values (in bold). To eliminate the bias of the generated datasets and constraints, we repeat all experiments 10 times for each parameter configuration and report the average as final results.

Algorithms. We implement the following algorithm in C++ and the source code can be accessed in [30]. All the algorithms are compiled by GNU G++ 7.5.0 with -O2 optimization and all experiments are conducted on a machine with a 3.5-GHz Intel(R) Core(TM) i9-10920X CPU, 256GB main memory, and 1TB hard disk running CentOS 7.

- BSL: the baseline algorithm in Section IV-A.
- KDTT: the kdtree-traversal algorithm in Section IV-B.
- KDTT*: the kdtree-traversal algorithm incorporating pre-order traversal into tree construction in Section IV-B.
- QDTT*: the quadtree-traversal algorithm incorporating pre-order traversal into tree construction in Section IV-B.
- B&B: the branch-and-bound algorithm in Section IV-C.
- DUAL (-M/S): the dual-based algorithm in Section V, where -M is for multi-level strategy, -S is for shift strategy.

B. Effectiveness of the ARSP.

To verify the effectiveness of the ARSP, we compute rskyline probabilities of all players on real NBA dataset, and report the top-10 players in rskyline probability ranking along with their rskyline probabilities in Table III. For comparison, we also conduct the traditional rskyline analysis. We calculate the average statistics for each player and retrieve rskyline on this average dataset, which is called aggregated rskyline for short hereafter. All players in the aggregated rskyline are marked with a “*” sign in Table III.

TABLE III
TOP-10 PLAYERS IN RSKYLINE PROBABILITY RANKING.

Player	$\Pr_{\text{rsky}}(\cdot)$	Player	$\Pr_{\text{rsky}}(\cdot)$
* Michael Jordan	0.612	* Russell Westbrook	0.264
* Magic Johnson	0.329	Larry Bird	0.259
* LeBron James	0.282	John Stockton	0.237
David Robinson	0.272	James Harden	0.230
Kareem Abdul-Jabbar	0.269	Hakeem Olajuwon	0.216

All players returned by aggregated rskyline or with high rskyline probability have good scoring ability according to their statistics, but there are still some differences between these two results. It is observed that players in the aggregated rskyline have very different rskyline probabilities, meanwhile players not in the aggregated rskyline may have a high rskyline

probability. The reason is that a player's season performance may have a high variance which can not be reflected by the average statistics. For example, compared with Michael Jordan, Russell Westbrook has more season statistics with rskyline probability less than 0.001 and the average of David Robinson's statistics is relatively low, but the variance is high, which makes him not belong to the aggregated rskyline but have a high rskyline probability.

In addition, the rskyline probability determines an order of players in the aggregated rskyline, which is not represented in the original result. This expresses the difference between two players that are not comparable under the set of user-specified scoring functions, e.g., we can say that although both belong to the aggregated rskyline, Michael Jordan is better than LeBron James since the former is more likely to appear in the rskyline of a match. Moreover, users can efficiently perform top- k queries or threshold queries on the result of ARSP problem to retrieve a set with specified size, while the aggregated rskyline size is uncontrollable. From above observations, we conclude that the ARSP provides a more comprehensive view on uncertain datasets than the aggregated rskyline.

C. Experimental Results under Linear Constraints.

In what follows, we study the efficiency and scalability of the proposed algorithms.

Fig. 4(a), 5(a), and Fig. 4(c), 5(c) show the effect of object cardinality m and instance count cnt on the running time of all algorithms, respectively. According to the generation procedure of the synthetic datasets, the number of instances n increases as m and cnt increase. Thus, the running time increases too for all algorithms. All proposed algorithms outperform the baseline by around an order of magnitude since BSL performs a numerous number of \mathcal{F} -dominate tests and does not involve effective pruning methods in the computation. Generally, B&B runs fastest due to the incremental mapping and the pruning strategy, but the gap narrows as m increases since the more objects, the more aggregated R-trees are queried by each instance. In addition, B&B is more sensitive to the data distribution than other methods because the data distribution directly affects the effect of its pruning strategy. Although with similar strategies, QDTT* performs better than KDTT* because the split of all dimensions at internal nodes makes subtrees whose points all have zero skyline probability pruned as early as possible. The results also demonstrate our optimization techniques significantly improve the experimental performance of KDTT under all settings. And the relative performance of the algorithms remains basically unchanged with respect to cnt .

Having established BSL is inefficient for the ARSP problem, we henceforth exclude it from the following experiments. We also omit the curves of KDTT since it is always outperformed by KDTT*. Fig. 4(b) and 5(b) shows the running time of the algorithms on datasets with varying dimensionality d . The running time of all algorithms increase with d due to the cost of \mathcal{F} -dominance test increases. QDTT* and KDTT*

are more efficient than B&B on low-dimensional datasets, but scale poorly with respect to d . This is because as d increases, roots of subtrees pruned during the preorder traversal get closer to leaf nodes in KDTT* and QDTT*. Moreover, the exponential growth in the number of child nodes of QDTT* also causes its inefficiency on high-dimensional datasets.

For B&B, its performance mainly depends on the pruning ability of the incrementally constructed score vectors in P and the time cost of querying the aggregated R-trees. These are affected by the region length l and percentage ϕ of objects with sum probability less than one as shown in Fig. 4(d), Fig. 4(e), Fig. 5(d), and Fig. 5(e). It is easy to see that all algorithms follow similar trends, but B&B is more sensitive to these two parameters. This is because the larger the region length of an object T , the longer time B&B takes to query the aggregated R-tree for T and the fewer instances are pruned by the score vector constructed based on T . Meanwhile, the more objects with sum probability less than one, the fewer score vectors are inserted into the pruning set P .

Then, we evaluate the effect of the number and type of constraints. Fig. 6 plots the running time of algorithms with varying number of linear constraints. As c grows, the preference region becomes smaller, which improves the pruning ability of each instance, while makes instances in the score space more compact. Therefore, the running time of each algorithm first increase and then decreases with c . Note that the inconsistent performance of B&B on IND and ANTI is because its pruning strategy is less effective on anti-correlated datasets. We also study the performance of the proposed algorithms with *interactive constraints*, where the number of vertices of the preference region increases along with c . As shown in Fig. 7, the algorithms show trends similar to weak rankings expect Fig 7(c). The result indicates that the performance of all algorithms improves as c grows except for QDTT*. This is because the preference region gets smaller with the increasing of c which makes more instances pruned in B&B and more subtrees pruned in KDTT*. But the dimensional disaster of QDTT*, see curve $|V|$ in Fig. 7(c), overshadows the performance improvement gains from the narrow of the preference region. And this also accounts for the failure of QDTT* when $d > 5$ in Fig. 7(b).

D. Experimental Results under Ratio Bound Constraints.

Since the structure stated in Theorem 6 is somewhat inherently theoretical, especially in high dimensions, we introduce a specialized version of DUAL-MS for $d = 2$ to avoid this. Recall that for each instance t , we reduce the computation of $\text{Pr}(t)$ to two half-space searching problems as illustrated in Fig. 3(a). It is noticed that these two queries can be reinterpreted as a continuous range query if $d = 2$. As shown in Fig. 8(a), when processing $t_{2,3}$, we can treat $t_{2,3}$ as the origin, ray $y = t_{2,3}[2], x \geq t_{2,3}[1]$ as a base and represent each instance by an angle, e.g., $\theta = \pi + \arctan \frac{12-5}{9-6}$, then the two query lines $t[2] \leq -0.5t[1] + 16.5$ and $t[2] \leq -2t[1] + 30$ can be mapped into a range query $[\pi - \arctan \frac{1}{2}, 2\pi - \arctan 2]$ with respect to angle. With this transformation, we can use a

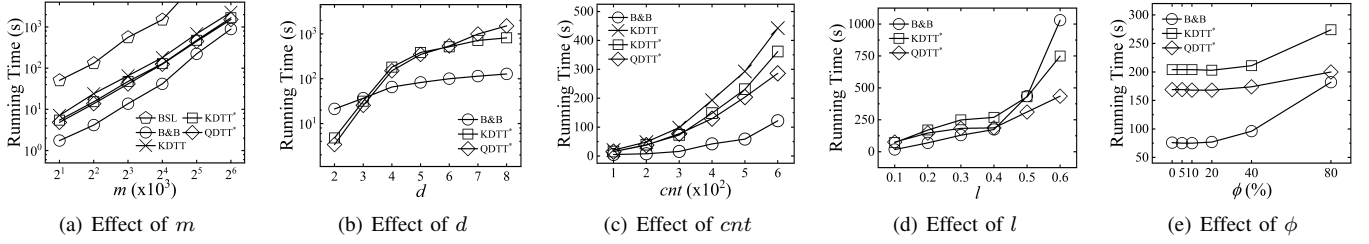


Fig. 4. Running time on IND datasets.

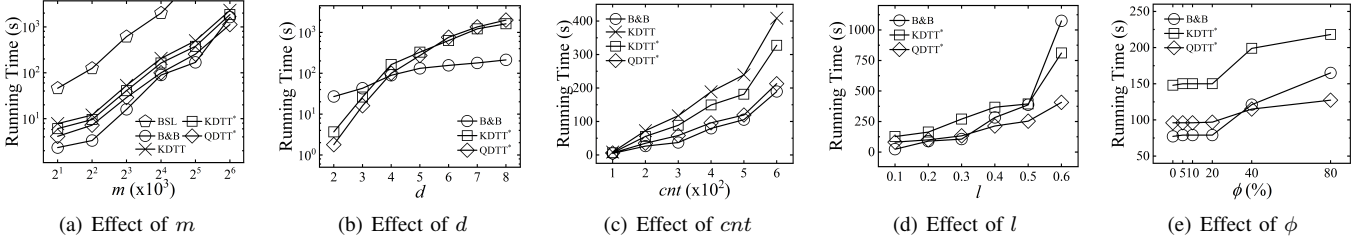


Fig. 5. Running time on ANTI datasets.

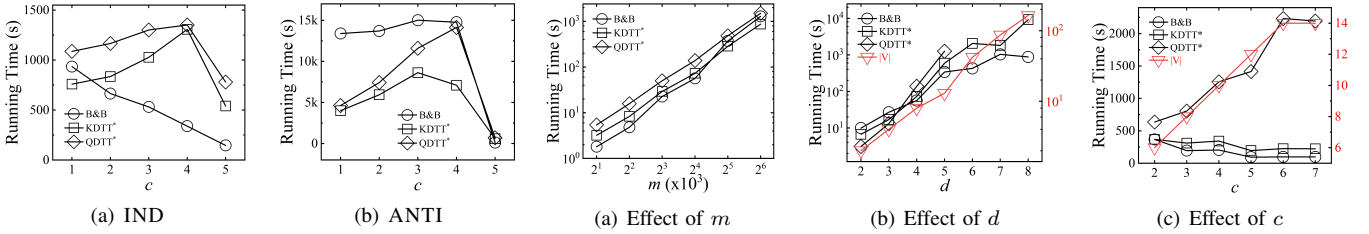


Fig. 6. Effect of c on running time for linear constraints.

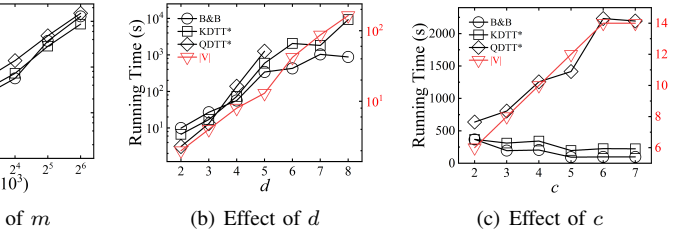


Fig. 7. Running time under interactive constraints (IND).

simple binary search tree to organize the instances instead of the point location tree. We give an implementation of this specialized DUAL-MS and evaluate its performance on the NBA dataset. For reference, we also attach a simple preprocessing strategy to KDTT*, which removes all instances with zero skyline probability from I . Fig. 8(b) shows the running time of these two algorithms. Although the efficiency is improved, the huge preprocessing time and memory consumption prevent its application on big datasets.

The above drawbacks of DUAL-MS are alleviated for eclipse query because eclipse is a subset of skyline S , which has a logarithmic size in expectation, and the multi-level strategy is no longer needed since for each tuple $t \in S$, t belongs to the eclipse of D if and only if all point location queries on $S_{t,k}$ ($0 \leq k < 2^{d-1}$) return emptiness. Thus, we extend the dual-based algorithm DUAL-S for eclipse query, in which we use a kd -tree to index the dataset resulted by applying shifted strategy. For comparison, we also implement the state-of-the-art index-based method QUAD [2] for eclipse query in C++.

We evaluate their efficiency and scalability with respect to data cardinality n , data dimensionality d , and ratio range q , where the defaulted value is set as $n = 2^{14}$, $d = 3$, and

$q = [0.36, 2.75]$. As shown in Fig. 9(a) and 9(b), the running time of these two methods increases with the increasing of both n and d . Concretely, DUAL-S outperforms QUAD by at least an order of magnitude and even more on high-dimensional datasets. The reason is that QUAD needs to iterate over the set of hyperplanes returned by the window query performed on its Intersection Index, and then reports all tuples with zero Order Vector as the final result. This takes $O(s^2)$ time in the worst case, where s is the skyline size of the dataset. But in DUAL-S, we exclude a tuple from the result if there is a range query returns non-empty result, which only take $O(s)$ time in the worst case. Moreover, the hyperplane quadtree adopted in QUAD scales poorly with respect to d for the following two reasons. On the one hand, the tree index has a large fan-out since it splits all dimensions at each internal node. On the other hand, the number of intersection hyperplanes of a node decreases slightly relative to its parent, especially on high-dimensional datasets, which results in an unacceptable tree height. Moreover, as shown in Fig. 9(c), QUAD is more sensitive to the ratio range than DUAL-S because the number of hyperplanes returned by the window query actually determines the running time.

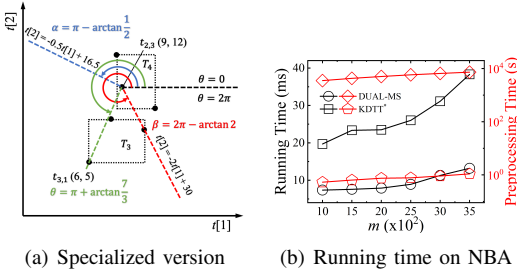


Fig. 8. A specialized version of DUAL-MS for $d = 2$ and its running time on NBA dataset.

VII. CONCLUSIONS

In this paper, we study the problem of computing rskyline probabilities of all instances from both complexity and algorithm perspective. By establishing a fine-grained reduction from the OVC, we prove that the problem can not be solved in truly subquadratic time unless the OVC fails. As for algorithmic concern, when \mathcal{F} is a set of linear scoring functions described by linear constraints, we propose two algorithms with near-optimal time complexity $O(n^{2-1/d'})$ and better expected time-complexity $O(mn \log n)$, respectively. For a special case where the linear constraints consists of $d-1$ ratio bounds of the form $\{l_i \leq \omega[i]/\omega[d] \leq h_i \mid 1 \leq i < d\}$, we propose an algorithm with $O(2^{d-1} \log n + n)$ query time and polynomial preprocessing time for ARSP problem, and an algorithm with $O(2^{d-1} \log n)$ query time and polynomial preprocessing time for online rskyline probability query. Our thorough experiments over real and synthetic datasets demonstrate the effectiveness of the problem and the efficiency of the proposed algorithms. Moreover, the extension of the sublinear-time algorithm also outperforms the state-of-the-art index-based method for the corresponding query on certain datasets. For future directions, there are two possible ways. On the one hand, conducting rskyline analysis on datasets with continuous uncertainty remains open, where it becomes expensive to make the integral for computing the dominance probability. On the other hand, it is still worthwhile to investigate concrete lower bounds for ARSP problem under some specific dimensions.

REFERENCES

- [1] P. Ciaccia and D. Martinenghi, "Reconciling skyline and ranking queries," *Proc. VLDB Endow.*, vol. 10, no. 11, pp. 1454–1465, 2017. [Online]. Available: <http://www.vldb.org/pvldb/vol10/p1454-martinenghi.pdf>
- [2] J. Liu, L. Xiong, Q. Zhang, J. Pei, and J. Luo, "Eclipse: Generalizing knn and skyline," in *37th IEEE International Conference on Data Engineering, ICDE 2021, Chania, Greece, April 19–22, 2021*. IEEE, 2021, pp. 972–983. [Online]. Available: <https://doi.org/10.1109/ICDE51399.2021.00089>
- [3] L. Li, H. Wang, J. Li, and H. Gao, "A survey of uncertain data management," *Frontiers Comput. Sci.*, vol. 14, no. 1, pp. 162–190, 2020. [Online]. Available: <https://doi.org/10.1007/s11704-017-7063-z>
- [4] D. Kim, H. Im, and S. Park, "Computing exact skyline probabilities for uncertain databases," *IEEE Trans. Knowl. Data Eng.*, vol. 24, no. 12, pp. 2113–2126, 2012. [Online]. Available: <https://doi.org/10.1109/TKDE.2011.164>

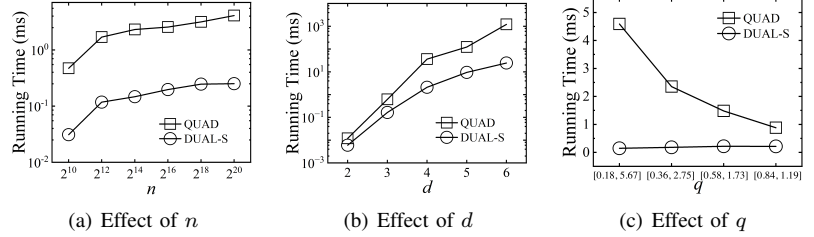


Fig. 9. Running time for eclipse query (IND).

- [5] M. J. Atallah and Y. Qi, "Computing all skyline probabilities for uncertain data," in *Proceedings of the Twenty-Eighth ACM SIGMOD-SIGACT-SIGART Symposium on Principles of Database Systems, PODS 2009, June 19 - July 1, 2009, Providence, Rhode Island, USA*, J. Paredaens and J. Su, Eds. ACM, 2009, pp. 279–287. [Online]. Available: <https://doi.org/10.1145/1559795.1559837>
- [6] J. Pei, B. Jiang, X. Lin, and Y. Yuan, "Probabilistic skylines on uncertain data," in *Proceedings of the 33rd International Conference on Very Large Data Bases, University of Vienna, Austria, September 23–27, 2007*, C. Koch, J. Gehrke, M. N. Garofalakis, D. Srivastava, K. Aberer, A. Deshpande, D. Florescu, C. Y. Chan, V. Ganti, C. Kanne, W. Klas, and E. J. Neuhold, Eds. ACM, 2007, pp. 15–26. [Online]. Available: <http://www.vldb.org/conf/2007/papers/research/p15-pei.pdf>
- [7] S. A. Fay and J. Xie, "Probabilistic goods: A creative way of selling products and services," *Mark. Sci.*, vol. 27, no. 4, pp. 674–690, 2008. [Online]. Available: <https://doi.org/10.1287/mksc.1070.0318>
- [8] J. Liu, H. Zhang, L. Xiong, H. Li, and J. Luo, "Finding probabilistic k-skyline sets on uncertain data," in *Proceedings of the 24th ACM International Conference on Information and Knowledge Management, CIKM 2015, Melbourne, VIC, Australia, October 19 - 23, 2015*, J. Bailey, A. Moffat, C. C. Aggarwal, M. de Rijke, R. Kumar, V. Murdock, T. K. Sellis, and J. X. Yu, Eds. ACM, 2015, pp. 1511–1520. [Online]. Available: <https://doi.org/10.1145/2806416.2806452>
- [9] K. Bringmann, "Fine-grained complexity theory (tutorial)," in *36th International Symposium on Theoretical Aspects of Computer Science, STACS 2019, March 13–16, 2019, Berlin, Germany*, ser. LIPIcs, R. Niedermeier and C. Paul, Eds., vol. 126. Schloss Dagstuhl - Leibniz-Zentrum für Informatik, 2019, pp. 4:1–4:7. [Online]. Available: <https://doi.org/10.4230/LIPIcs.STACS.2019.4>
- [10] P. K. Agarwal, "Simplex range searching and its variants: A review," *A Journey Through Discrete Mathematics*, pp. 1–30, 2017.
- [11] X. Gao, J. Li, D. Miao, and X. Liu, "Recognizing the tractability in big data computing," *Theor. Comput. Sci.*, vol. 838, pp. 195–207, 2020. [Online]. Available: <https://doi.org/10.1016/j.tcs.2020.07.026>
- [12] M. J. Atallah, Y. Qi, and H. Yuan, "Asymptotically efficient algorithms for skyline probabilities of uncertain data," *ACM Trans. Database Syst.*, vol. 36, no. 2, pp. 12:1–12:28, 2011. [Online]. Available: <https://doi.org/10.1145/1966385.1966390>
- [13] P. Afshani, P. K. Agarwal, L. Arge, K. G. Larsen, and J. M. Phillips, "(approximate) uncertain skylines," *Theory Comput. Syst.*, vol. 52, no. 3, pp. 342–366, 2013. [Online]. Available: <https://doi.org/10.1007/s00224-012-9382-7>
- [14] M. A. Soliman, I. F. Ilyas, and K. C. Chang, "Top-k query processing in uncertain databases," in *Proceedings of the 23rd International Conference on Data Engineering, ICDE 2007, The Marmara Hotel, Istanbul, Turkey, April 15–20, 2007*, R. Chirkova, A. Dogac, M. T. Özsu, and T. K. Sellis, Eds. IEEE Computer Society, 2007, pp. 896–905. [Online]. Available: <https://doi.org/10.1109/ICDE.2007.367935>
- [15] X. Wang, D. Shen, and G. Yu, "Uncertain top-k query processing in distributed environments," *Distributed Parallel Databases*, vol. 34, no. 4, pp. 567–589, 2016. [Online]. Available: <https://doi.org/10.1007/s10619-015-7188-8>
- [16] M. Hua, J. Pei, W. Zhang, and X. Lin, "Efficiently answering probabilistic threshold top-k queries on uncertain data," in *Proceedings of the 24th International Conference on Data Engineering, ICDE 2008, April 7–12, 2008, Cancún, Mexico*, G. Alonso, J. A. Blakeley, and

- A. L. P. Chen, Eds. IEEE Computer Society, 2008, pp. 1403–1405. [Online]. Available: <https://doi.org/10.1109/ICDE.2008.4497570>
- [17] K. Yi, F. Li, G. Kollios, and D. Srivastava, “Efficient processing of top-k queries in uncertain databases,” in *Proceedings of the 24th International Conference on Data Engineering, ICDE 2008, April 7-12, 2008, Cancún, Mexico*, G. Alonso, J. A. Blakeley, and A. L. P. Chen, Eds. IEEE Computer Society, 2008, pp. 1406–1408. [Online]. Available: <https://doi.org/10.1109/ICDE.2008.4497571>
- [18] T. Ge, S. B. Zdonik, and S. Madden, “Top-k queries on uncertain data: on score distribution and typical answers,” in *Proceedings of the ACM SIGMOD International Conference on Management of Data, SIGMOD 2009, Providence, Rhode Island, USA, June 29 - July 2, 2009*, U. Çetintemel, S. B. Zdonik, D. Kossmann, and N. Tatbul, Eds. ACM, 2009, pp. 375–388. [Online]. Available: <https://doi.org/10.1145/1559845.1559886>
- [19] K. Mouratidis and B. Tang, “Exact processing of uncertain top-k queries in multi-criteria settings,” *Proc. VLDB Endow.*, vol. 11, no. 8, pp. 866–879, 2018. [Online]. Available: <http://www.vldb.org/pvldb/vol11/p866-mouratidis.pdf>
- [20] J. S. Dyer and R. K. Sarin, “Measurable multiattribute value functions,” *Oper. Res.*, vol. 27, no. 4, pp. 810–822, 1979. [Online]. Available: <https://doi.org/10.1287/opre.27.4.810>
- [21] F. P. Preparata and M. I. Shamos, *Computational geometry: an introduction*. Springer Science & Business Media, 2012.
- [22] C. B. Barber, D. P. Dobkin, and H. Huhdanpaa, “The quickhull algorithm for convex hulls,” *ACM Trans. Math. Softw.*, vol. 22, no. 4, pp. 469–483, 1996. [Online]. Available: <https://doi.org/10.1145/235815.235821>
- [23] J. S. Greenfield, “A proof for a quickhull algorithm,” 1990.
- [24] M. Henk, J. Richter-Gebert, and G. M. Ziegler, “Basic properties of convex polytopes,” in *Handbook of discrete and computational geometry*. Chapman and Hall/CRC, 2017, pp. 383–413.
- [25] d. B. Mark, C. Otfried, v. K. Marc, and O. Mark, *Computational Geometry Algorithms and Applications*. Springer, 2008.
- [26] S. Meiser, “Point location in arrangements of hyperplanes,” *Inf. Comput.*, vol. 106, no. 2, pp. 286–303, 1993. [Online]. Available: <https://doi.org/10.1006/inco.1993.1057>
- [27] J. L. Bentley, “Decomposable searching problems,” *Inf. Process. Lett.*, vol. 8, no. 5, pp. 244–251, 1979. [Online]. Available: [https://doi.org/10.1016/0020-0190\(79\)90117-0](https://doi.org/10.1016/0020-0190(79)90117-0)
- [28] Z. Yang, K. Li, X. Zhou, J. Mei, and Y. Gao, “Top k probabilistic skyline queries on uncertain data,” *Neurocomputing*, vol. 317, pp. 1–14, 2018. [Online]. Available: <https://doi.org/10.1016/j.neucom.2018.03.052>
- [29] S. Börzsönyi, D. Kossmann, and K. Stocker, “The skyline operator,” in *Proceedings of the 17th International Conference on Data Engineering, April 2-6, 2001, Heidelberg, Germany*, D. Georgakopoulos and A. Buchmann, Eds. IEEE Computer Society, 2001, pp. 421–430. [Online]. Available: <https://doi.org/10.1109/ICDE.2001.914855>
- [30] X. Gao. (2022, oct) Source code. [Online]. Available: <https://github.com/gaoxy914/ARSP>