

# DAG-Inducing Problems and Algorithms

Arya Tanmay Gupta      Sandeep S Kulkarni  
 {atgupta,sandeep}@msu.edu  
 Computer Science and Engineering,  
 Michigan State University  
 East Lansing, Michigan, USA

## ABSTRACT

In this paper, we show that in a parallel processing system, if a directed acyclic graph (DAG) can be induced in the state space and execution is *enforced* along that DAG, then synchronization cost can be eliminated. Specifically, we show that in such systems, correctness is preserved even if the nodes execute asynchronously and rely on old/inconsistent information of other nodes. We present two variations for inducing DAGs – *DAG-inducing problems*, where the problem definition itself induces a DAG, and *DAG-inducing algorithms*, where a DAG is induced by the algorithm.

We demonstrate that the dominant clique (DC) problem and shortest path (SP) problem are DAG-inducing problems. Among these, DC allows self-stabilization, whereas the algorithm that we present for SP does not. We demonstrate that maximal matching (MM) and 2-approximation vertex cover (VC) are not DAG-inducing problems. However, DAG-inducing algorithms can be developed for them. Among these, the algorithm for MM allows self-stabilization and the 2-approx. algorithm for VC does not. Our algorithm for MM converges in  $2n$  moves and does not require a synchronous environment, which is an improvement over the existing algorithms in the literature. Algorithms for DC, SP and 2-approx. VC converge in  $2m$ ,  $2m$  and  $n$  moves respectively. We also note that DAG-inducing problems are more general than, and encapsulate, lattice linear problems (Garg, SPAA 2020). Similarly, DAG-inducing algorithms encapsulate lattice linear algorithms (Gupta and Kulkarni, SSS 2022).

## KEYWORDS

DAG-inducing problems, DAG-inducing algorithms, asynchrony, dominant clique, shortest path, maximal matching, 2-approximation vertex cover

## 1 INTRODUCTION

A parallel/distributed algorithm consists of multiple processes that solve a problem. In these algorithms, processes need to coordinate with each other. This could be achieved via shared memory (where the data is stored centrally and processes have direct access to all data) or message passing (where processes share their information via messages). In these programs, as the level of parallelization increases, the need for synchronization increases as well.

Consider the example of the minimal dominating set problem. An algorithm for this problem is as follows: if node  $i$  can leave the dominating set while ensuring that  $i$  and its neighbours stay dominated, then  $i$  moves out. Similarly, if  $i$  or one of the neighbours of  $i$  are not dominated, then  $i$  turns itself in. If this algorithm is run in an interleaving fashion (where one node executes at a time), it will result in a minimal dominating set. However, consider the

case where nodes are executing asynchronously. Consider a complete graph of two nodes  $i$  and  $j$ . Let that nodes  $i$  and  $j$  are out of the dominating set and read the state of each other simultaneously. Consider that  $i$  executes first, node  $i$  executes and changes its state to  $IN$ . However, when  $j$  executes, it has old/inconsistent information about the state of  $i$ . Hence,  $j$  also will change its state to  $IN$ , leading to a non-optimal state. Effectively, without proper synchronization,  $i$  and  $j$  can repeat this execution forever without converging. Thus, we have that if this algorithm is run in parallel where each node executes at its own pace without synchronization with others then such a system may fail to find a minimal dominating set.

If an algorithm can be run without synchronization and still lead to a correct answer then it can highly benefit from available concurrency permitting each node to execute at its own pace. While the embarrassingly parallel algorithms, in which there is no data dependency among the nodes, do fit this requirement, most problems require that the data of neighbouring nodes is correlated. We study problems and algorithms where such *asynchronous execution* can be permitted. Towards this end, in this paper, we introduce *DAG-inducing problems* and *DAG-inducing algorithms*.

### 1.1 Permitting Asynchronous Execution

When an algorithm executes without synchronization, it is possible that some nodes use an old value of other nodes. Thus, if we allow asynchrony, then we have to ensure that the algorithm provides a correct answer even if a node executes based on old values of variables. Next, we discuss some introductory background on asynchronous systems that ensure correctness. This work includes lattice linear problems [3], eventually lattice linear algorithms [6] and fully lattice linear algorithms [7].

Garg [3] introduced modelling of problems such that the state space forms a lattice. These problems are called *lattice linear problems*. The local states in such problems form a total order, and as a result, the global states form a partial order. A node moves ahead only if it determines that it is violating the global state, i.e., the system will not converge if it retains its state. The induction of a lattice ensures that if some node  $i$  is reading an old state of node  $j$ ,  $j$  would only have moved *up* in the lattice. As a result, the nodes move only in one direction, allowing the system to execute in asynchrony. In these problems, there is only one optimal state.

Gupta and Kulkarni [6] studied problems that contain multiple optimal states and require self-stabilization. The algorithms in [6] induce single or multiple disjoint lattices in a subset of the state space. The supremum of each lattice is an optimal state, and so self-stabilization is allowed. These algorithms guarantee that the system traverses from an arbitrary state to one of the states in

the lattices and from there, traverses that lattice to reach an optimal state. Because of the kind of partial order induced among the states, these algorithms are called *eventually lattice linear algorithms*. Furthermore, Gupta and Kulkarni [7] provided with a *fully lattice linear algorithm* for minimal dominating set. This algorithm is capable of inducing multiple disjoint lattices in the entire state space while guaranteeing that every supremum is an optimal state. Hence starting from an arbitrary state, the algorithm traverses one of the lattices and reaches an optimal state.

We note the class of DAG-inducing problems (respectively, DAG-inducing algorithms) identified in this paper are a superset of lattice linear problems (respectively, lattice linear algorithms).

## 1.2 Contributions of the paper

In this paper, we study the problems that can be represented by a predicate which induces a DAG among the states, and the problems in which a DAG can be induced algorithmically. Inducing a DAG is extremely valuable as it allows the nodes to run asynchronously. In other words, each node can execute its actions by reading the variables of other nodes at its own pace and take action based on old values while still preserving correctness. Furthermore, inducing a DAG is more general than inducing lattices (as considered in [3, 6]). Specifically, inducing a DAG permits more non-determinism (more design choices) than the case where lattices are induced. Our specific contributions are listed as follows.

- We introduce the classes of DAG-inducing problems and DAG-inducing algorithms.
- We show that the dominant clique problem and the shortest path problem are a DAG-inducing problems. Among these the dominant clique problem allows self-stabilization, whereas the algorithm that we develop for the shortest path problem is not self-stabilizing.
- We demonstrate that maximal matching problem and 2-approximation vertex cover are not DAG-inducing problems. We present DAG-inducing algorithm for them. The algorithm for maximal matching allows self-stabilization and the 2-approximation algorithm for vertex cover does not.
- We study upper bound to the convergence time of an algorithm traversing a DAG of states. We show how inducing a  $\prec$ -DAG in the state space is crucial to allow asynchrony.
- Algorithms for the dominant clique and shortest path, both, converge in  $2m$  moves. The algorithm for the maximal matching converges in  $2n$  moves and the 2-approximation algorithm for vertex cover converges in  $n$  moves.

## 1.3 Organization of the paper

We discuss the notations and definitions used in this paper in Section 2. In Section 3, we study the characteristics of DAG-inducing problems with examples. In particular, we study the dominant clique problem (Section 3.3) and the shortest path problem (Section 3.4) as DAG-inducing problems. In Section 4, we study the characteristics of DAG-inducing algorithms for non-DAG-inducing problems with examples. Specifically, we study the maximal matching problem (Section 4.2) and 2-approximation vertex cover (Section 4.3). In Section 5, we study the properties of an algorithm traversing a

DAG of global states. In particular, we study significance of inducing a DAG to allow asynchrony (Section 5.1) and the time complexity of an algorithm traversing a DAG of global states (Section 5.2). We study the related work in Section 6. Finally, we conclude in Section 7.

## 2 PRELIMINARIES

In this paper, we are mainly interested in graph algorithms where the input is a graph  $G$ ,  $V(G)$  is the set of its nodes,  $E(G)$  is the set of its edges,  $n = |V(G)|$ , and  $m = |E(G)|$ . For a node  $i \in V(G)$ ,  $Adj_i$  is the set of nodes connected to  $i$  by an edge, and  $Adj_i^x$  is the set of nodes within  $x$  hops from  $i$ , excluding  $i$ .  $deg(i) = |Adj_i|$ .  $dis(i, j)$  is the length of shortest path from  $i$  to node  $j$ .

Each node  $i$  is associated with a set of variables. The algorithms are written in terms of rules, where each *rule* for every process  $i$  is of the form  $g \rightarrow a_c$  where the *guard*  $g$  is a proposition consisting of the variables of  $i$  along with the variables of other nodes. If at least one of the guards  $g$  hold true for  $i$ , we say that  $i$  is *enabled*. We say that  $i$  makes a *move* when  $i$  is enabled and updates its variables by executing the corresponding action  $a_c$ . A *round* is the minimum time-frame where each node evaluates its guards at least once and takes corresponding action (if it is enabled). An algorithm is *silent* if no node is enabled when  $G$  reaches an optimal state.

We notate  $S$  as the set of all global states. A global state  $s \in S$  is represented as a vector where  $s[i]$  denotes the variables of node  $i$ ,  $s[i]$  itself is a vector of the variables of  $i$ .

**Scheduler/Daemon.** A *scheduler/daemon* is a node whose function is to choose one, some, or all nodes in a time step, throughout the execution, so that the chosen nodes can evaluate their guards and take corresponding action. A *central scheduler* chooses only one node per time-step. A *distributed scheduler* chooses the nodes in an arbitrary subset of  $V(G)$  per time-step. A *synchronous scheduler* chooses all the nodes in  $V(G)$  in each time-step.

**Computation with Synchronization.** A computation of an algorithm  $A$  (with synchronization) is a sequence of the form  $\langle s_0, s_1, \dots \rangle$  where each global state  $s_\ell$  identifies the values of variables of all nodes. Elaboratedly, a computation is of the form  $\langle \langle s_0[1], s_0[2], \dots, s_0[n] \rangle, \langle s_1[1], s_1[2], \dots, s_1[n] \rangle, \dots \rangle$  where  $s_\ell[i]$  denotes the variables of node  $i$  in global state  $s_\ell$ . Here,  $s_{\ell+1} (\forall \ell \geq 0)$  is obtained by executing an action of some node  $i$  in state  $s_\ell$ . Thus, a transition  $(s_\ell, s_{\ell+1})$  corresponds to  $(\langle s_\ell[1], s_\ell[2], \dots, s_\ell[n] \rangle, \langle s_{\ell+1}[1], s_{\ell+1}[2], \dots, s_{\ell+1}[n] \rangle)$ .

We assume that node  $i$  executes its action in the *current state*  $s_\ell$  (i.e., it executes based on fresh values of variables as in  $s_\ell$ ) and while node  $i$  is executing no other node is updating its state. Clearly, this definition is very restrictive, as it permits only a single node to execute at a time. It can be easily extended to the case where two nodes can execute simultaneously under proper synchronization.

However, in this paper, we are interested in asynchronous computations. This means that while node  $i$  is executing, other arbitrary nodes could be updating their state as well. We study such computations without synchronization, next.

**Computation without Synchronization.** When node  $i$  executes without synchronization, it reads the states of other nodes at its own pace and updates its own variables. This means that by the time  $i$  executes its action, the states of other nodes may have

changed. Effectively, node  $i$  will be reading old values of variables in  $Adj_i^x$ . In other words, the state read by node  $i$  may appear to  $i$  as  $\langle s_{\alpha_0}[1], s_{\alpha_1}[2], \dots, s_{\alpha_n}[n] \rangle$  where  $\forall t, \alpha_t \leq \ell$ . Node  $i$  can execute its action subsequently, based on such inconsistent state, and update its state. Then,  $s_{\ell+1}$  is obtained from  $s_\ell$  by changing the state of node  $i$  where node  $i$  views its state as  $\langle s_{\alpha_0}[1], s_{\alpha_1}[2], \dots, s_{\alpha_n}[n] \rangle$  (where  $\forall t, \alpha_t \leq \ell$ ) and executes its action.

**Self stabilization.** An algorithm  $A$  is *self-stabilizing* with respect to the subset  $S_o$  of the set  $S$  of global states iff

- **Convergence:** Starting from an arbitrary state, any sequence of computations of  $A$  reaches a state in  $S_o$ .
- **Closure:** Any computation of  $A$  starting from  $S_o$  always stays in  $S_o$ .

### 3 NATURAL DAG INDUCTION: DAG-INDUCING PROBLEMS

In this section, we discuss properties of problems where a DAG can be induced naturally. Let  $P$  be a problem (e.g., shortest path problem) that is defined by a predicate  $\mathcal{P}$ , i.e.,  $P$  requires that  $\mathcal{P}$  is true. It follows that if  $\mathcal{P}$  is false in the current global state  $s$ , i.e., if  $\mathcal{P}(s)$  is false, then there exists at least one node that must change its state in order to solve  $P$ . The problems/algorithms considered in this section rely on the requirement that execution of such node(s) is critical for reaching an optimal state.

#### 3.1 Embedding a $<$ -DAG among global states

To explain the embedding of a  $<$ -DAG, recall that a global state  $s$  is of the form  $\langle s[1], s[2], \dots, s[n] \rangle$ , where  $s[i]$  denotes the state of node  $i$ . Furthermore, in asynchrony, in a transition  $(s_\ell, s_{\ell+1})$ , when node  $i$  reads the variables of another node  $j$ , it may read it  $s_{\alpha_j}[j]$ , where  $\alpha_j \leq \ell$  instead of the latest state  $s_\ell[j]$ , i.e., it may read an older value of node  $j$ . The  $<$ -DAG captures how the state of a node may change during its execution.

First, we define a partial order  $<_l$  among the local states of a node. (Intuitively, node  $i$  can go from state  $s[i]$  to  $s'[i]$  iff  $s[i] <_l s'[i]$ .) In a partial order, we allow the possibility that  $\neg(s[i] <_l s'[i]) \wedge \neg(s'[i] <_l s[i])$ . We demonstrate this in a later part in this section.

Using  $<_l$ , we define a partial order  $<_g$  among global states as follows. We say that  $s <_g s'$  iff  $(\forall i : s[i] = s'[i] \vee s[i] <_l s'[i]) \wedge (\exists i : s[i] <_l s'[i])$ .  $s = s'$  iff  $\forall i : s[i] = s'[i]$ . For brevity, we use  $<$  to denote  $<_l$  and  $<_g$ ;  $<$  corresponds to  $<_l$  while comparing local states, and  $<_g$  corresponds to  $<_g$  while comparing global states. We use the symbol ' $>$ ' which is the opposite of ' $<$ ', i.e.  $s > s'$  iff  $s' < s$ . Similarly, we use symbols ' $\leq$ ' and ' $\geq$ '; e.g.  $s \leq s'$  iff  $s = s' \vee s < s'$ . We call the DAG, formed from such a partial order, a  $<$ -DAG.

**Definition 3.1.**  $<$ -DAG. Given a partial order  $<_l$  on local states of  $s[i]$ , the  $<$ -DAG corresponding to  $<_l$  is defined by the partial order:  $s < s'$  iff  $(\forall i : s[i] \leq_l s'[i]) \wedge (\exists i : s[i] <_l s'[i])$ .

**Remark:** A  $<$ -DAG can be induced in any problem/state space. It will permit asynchronous execution only if it guarantees reachability to an optimal state. We demonstrate this later in the section.

In [3, 6, 7], the discrete structure in the state space  $S$  is constrained to be a lattice. This is achieved by requiring a total order among the local states of a node. If local states were totally ordered,

we would obtain a lattice instead, where join and meet could be defined in the natural way: the meet (respectively, join), of two states  $s_1$  and  $s_2$  is a state  $s_3$  where  $\forall i, s_3[i]$  is equal to  $\min(s_1[i], s_2[i])$  (respectively,  $\max(s_1[i], s_2[i])$ ). If the local states were totally ordered, then  $\min(s_1[i], s_2[i])$  (and  $\max(s_1[i], s_2[i])$ ) is either  $s_1[i]$  or  $s_2[i]$ . However, if local states are partially ordered,  $\min(s_1[i], s_2[i])$  (or,  $\max(s_1[i], s_2[i])$ ) may not be defined. Hence, the resultant structure may not be a lattice.

#### 3.2 General properties

Let that problem  $P$  is defined by a predicate  $\mathcal{P}$ . For some problems, when  $\mathcal{P}(s)$  is false in a state  $s$ , we can identify at least one node, say  $i$ , such that its execution is required in order to solve  $P$ . In other words, if node  $i$  does not execute (i.e.,  $s[i]$  remains unchanged) then  $\mathcal{P}$  remains false. Thus, we have the following definition.

**Definition 3.2.** [3]  $\text{IMPEDENSABLE}(i, s, \mathcal{P}) \equiv \neg\mathcal{P}(s) \wedge (\forall s' > s : s'[i] = s[i] \implies \neg\mathcal{P}(s'))$ .

**Remark:** We use the term *impedensable* as a combination of the words impediment (obstacle) and indispensable (essential), as the nodes that are impedensable are essential to make progress but they also prevent the system from making progress if they do not execute. This term is similar to the notion of a node being *forbidden* described in [3], which comes from predicate detection background [1]. We changed the notation to avoid misinterpretation due to the English meaning of the word *forbidden* while reading the paper.

The above definition states that in a state where  $\mathcal{P}(s)$  is false, we can identify a *specific* node  $i$  that must change its state to reach an optimal state. If  $\mathcal{P}$  is false in state  $s$  then it will remain false if node  $i$  does not execute, even if other nodes execute. The problems where this constraint cannot be applied are studied in Section 4.

If no node is *impedensable* in  $s$ , then  $\mathcal{P}(s)$  is true, i.e.,  $s$  is an optimal state. Based on the above definition and given that  $S$  forms a  $<$ -DAG, we define DAG-inducing problems as follows.

**Definition 3.3.** *DAG-inducing problem (DIP).* A problem  $P$  is DAG-inducing iff there exists a predicate  $\mathcal{P}$  and a  $<$ -DAG such that

- $P$  requires that we reach a state where  $\mathcal{P}$  is true, and
- $\mathcal{P}$  is DAG-inducing with respect to the  $<$ -DAG induced in  $S$ , i.e.,  $\forall s : \neg\mathcal{P}(s) \implies \exists i : \text{IMPEDENSABLE}(i, s, \mathcal{P})$ .

For a DAG-inducing problem  $P$ , we can design an algorithm  $A$  by following the following guidelines [3].

- Each node  $i$  checks if it is impedensable.
  - If  $\mathcal{P}(s)$  is false then there is at least one node that is impedensable.
  - If  $\mathcal{P}(s)$  is true then no node is impedensable.
- If  $i$  is impedensable, then  $i$  increments its value with respect to  $<_l$ , otherwise, no action is taken.

If the above rules are followed, then  $A$  will reach a state where  $\mathcal{P}$  is true if there exists a state  $o$  which satisfies  $\mathcal{P}$  and  $o$  is reachable from the initial state. Definition 3.1 ensures that this property is satisfied even if the nodes read old values: if  $\mathcal{P}$  is false in the state observed by the given node, it will also be false in the current state. Thus such an algorithm finds the lowest state in the DAG where  $\mathcal{P}$  is true.

**Definition 3.4. Successors of a global state.** A state  $s'$  is a successor of a state  $s$  iff  $s'$  is reachable from  $s$  in the induced DAG. Formally,  $\text{SUCCESSORS}(s) \equiv \{s' : s' > s\}$ .

**Definition 3.5.**  $\text{SUCCESSOR}(s, s') \equiv s' \in \text{SUCCESSORS}(s)$ .

**Definition 3.6. Terminal Successors of a global state.** A state  $s'$  is a terminal successor of a state  $s$  iff  $s'$  is the successor of  $s$  and  $s'$  has no successor. Formally,  $\text{TERMINAL-SUCCESSORS}(s) \equiv \{s' \mid \text{SUCCESSOR}(s, s') \wedge \text{SUCCESSORS}(s') = \emptyset\}$ .

**Definition 3.7.**  $\text{TERMINAL-SUCCESSOR}(s, s') \equiv s' \in \text{TERMINAL-SUCCESSORS}(s)$ .

Continuing from Definition 3.3, we have

**Definition 3.8. Self-stabilizing DIP.**  $P$  is a self-stabilizing DIP if and only if all terminal successors of every node are optimal states, i.e.  $\forall s, s' \in S : \text{TERMINAL-SUCCESSOR}(s, s') \Rightarrow \mathcal{P}(s') = \text{true}$ .

In the next two subsections, we show that the dominant clique problem and the shortest path problem are DAG-inducing problems. We also note that these are not lattice linear problems, as the discrete structure that is induced among the global states is not a lattice.

### 3.3 Dominant Clique (DC) problem

**Definition 3.9. Dominant clique.** In the dominant clique problem, the input is an arbitrary graph  $G$  such that for the variable  $\text{clique}.i$  of each node  $i$ ,  $\text{clique}.i \subseteq \text{Adj}_i \cup \{i\}$  and  $\{i\} \subseteq \text{clique}.i$ . The task is to compute maximal cliques such that for any node  $i$ , (1) all the nodes in  $\text{clique}.i$  form a clique, i.e.  $\forall j, k \in \text{clique}.i, j \neq k : k \in \text{Adj}_j$ , and (2) there exists no clique  $c$  in  $G$  such that  $\text{clique}.i$  is a proper subset of  $c$ , i.e.  $\nexists j \in \text{Adj}_i : j \notin \text{clique}.i \wedge (\forall k \in \text{clique}.i : k \in \text{Adj}_j)$ .

Thus, the DC problem can be defined by the following predicate.

$$\mathcal{P}_{dc} \equiv (\forall j, k \in \text{clique}.i, j \neq k : k \in \text{Adj}_j) \wedge (\nexists j \in \text{Adj}_i : j \notin \text{clique}.i \wedge (\forall k \in \text{clique}.i : k \in \text{Adj}_j))$$

An impedensable node  $i$  in a state  $s$  is a node for which (1) all the nodes in  $\text{clique}.i$  do not form a clique, or otherwise (2) there exists some node  $k$  in  $\text{Adj}_i$  such that  $\text{clique}.i \cup \{k\}$  is a valid clique, but  $k$  is not in  $\text{clique}.i$ . Formally,

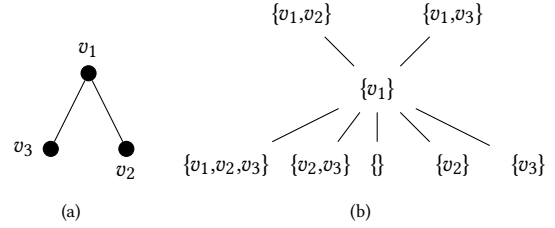
$$\text{IMPEDENSABLE-DC}(i, s, \mathcal{P}_{dc}) \equiv (\exists j \in \text{clique}.i : (j \notin \text{Adj}_i \vee (\exists k \in \text{clique}.i, k \neq j : j \notin \text{Adj}_k))) \vee (\exists j \in \text{Adj}_i : j \notin \text{clique}.i \wedge (\forall k \in \text{clique}.i : k \in \text{Adj}_j)).$$

The algorithm is defined as follows. If there exists some node  $k$  in  $\text{Adj}_i$  which forms a clique with every node in  $\text{clique}.i$ , but is not in  $\text{clique}.i$ , then  $k$  is added to  $\text{clique}.i$ . If otherwise all the nodes in  $\text{clique}.i$  do not form a clique, then  $\text{clique}.i$  is reset to be  $\{i\}$ .

**ALGORITHM 1. Rules for node  $i$  in state  $s$ .**

$$\begin{cases} \text{IMPEDENSABLE-DC}(i, s, \mathcal{P}_{dc}) \longrightarrow \\ \left\{ \begin{array}{ll} \text{clique}.i = \text{clique}.i \cup \{j\} & \text{if } \exists j \in \text{Adj}_i : j \notin \text{clique}.i \wedge (\forall k \in \text{clique}.i : k \in \text{Adj}_j) \\ \text{clique}.i = \{i\} & \text{otherwise} \end{array} \right. \end{cases}$$

The DC problem induces a partial order among the local states. As an instance, the partial order induced among the local states of node  $v_1$  (of the graph in Figure 1 (a)) is shown in Figure 1 (b).



**Figure 1: (a) Input graph. (b) Partial order induced among the local states of node 1.**

**Remark:** Notice from Figure 1 that the states  $\{v_1, v_2\}$  and  $\{v_1, v_3\}$  are not related under the  $<_l$  relation. If we restricted  $<_l$  to be a total order, then all possible local states would be related under  $<_l$ .

As a result, the global states in the graph presented in Figure 1 (a) form a DAG that we show in Figure 2. Note that the state space for this instance has a total 512 states. In the figure, we only show the states where the second guard is false in all the nodes. Observe that all the global states where the second guard is true in some nodes will converge to one of the states present in this figure, and then it will converge to one of the terminal successors of this graph.

**LEMMA 3.10.** *The dominant Clique problem is a DAG-inducing problem.*

**PROOF.** For a node  $i$ ,  $\text{clique}.i$  contains the nodes that  $i$  is connected with and the nodes in  $\text{clique}.i$  should form a clique. A global state does not manifest a dominant clique if at least one node  $i$  in  $s$  does not store a set of nodes forming a maximal clique with itself, i.e. (1)  $\text{clique}.i$  is not a maximal clique, that is,  $\exists j \in \text{Adj}_i \setminus \text{clique}.i : \text{clique}.i \cup \{j\}$  forms a valid clique, or (2) the nodes in  $\text{clique}.i$  do not form a clique.

Next, we need to show that if some node  $i$  in state  $s$  is violated, then  $\forall s' > s$ , if  $s'[i] = s[i]$ , then  $s'$  will not manifest a dominant clique. This is straightforward from the definition itself, that if a node  $i$  is impedensable, then  $i$  does not store a set of nodes forming a maximal clique with itself. If  $i$  is impedensable in  $s$ , and  $i$  has the same state in some  $s' > s$  then  $i$  stays impedensable in  $s'$  as well as it does not store a set of nodes forming a maximal clique.  $\square$

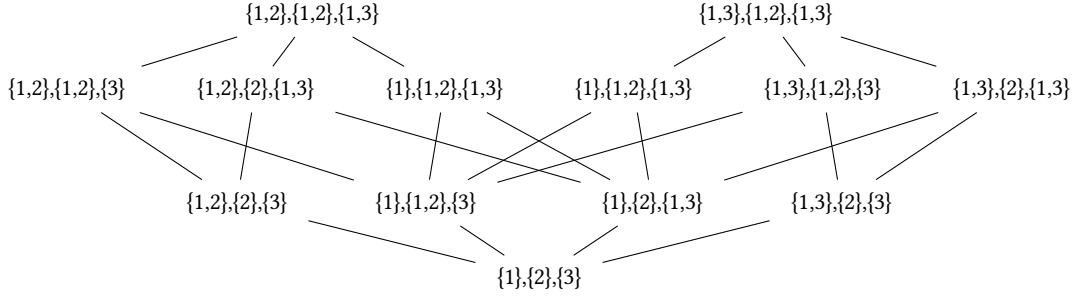
We define the state value and rank as follows.

$$\text{STATE-VALUE-DS}(i, s) = \begin{cases} |C| - |\text{clique}.i| : C = \text{the largest clique} \\ \text{which } \text{clique}.i \text{ is a subset of} & \text{if } \text{clique}.i \text{ is a clique.} \\ |\text{Adj}.i + 1| & \text{otherwise.} \end{cases}$$

$$\text{RANK-DC}(s) = \sum_{i \in V(G)} \text{STATE-VALUE-DC}(i, s).$$

**THEOREM 3.11.** *Algorithm 1 is an converging algorithm for the dominant clique problem.*

**PROOF.** We need to show that (1) Algorithm 1 traverses a DAG of global states, (2) for all suboptimal states,  $\exists$  a terminal successor, and (3) all terminal global states are optimal states.



**Figure 2: DAG, assuming that initial state is  $\langle \{1\}, \{2\}, \{3\} \rangle$ . In all these states, the second guard of Algorithm 1 is false. Observe that any other state will converge to one of these states and then converge to one of the optimal states in this DAG. Transitive edges are not shown in this DAG.**

Let the current state be  $s$ . If  $s$  is suboptimal, then for at least for one of the nodes  $i$ : (1)  $clique.i$  is not a maximal clique, that is,  $\exists j \in Adj_i \setminus clique.i : clique.i \cup \{j\}$  forms a valid clique, or (2) the nodes in  $clique.i$  do not form a clique.

In the case that  $s$  is suboptimal and the first case holds true for some node  $i$ , then under Algorithm 1,  $i$  will include a node  $j$  in  $clique.i$  which forms a clique with the nodes already present in  $clique.i$ , which reduces the state value of  $i$  by at least 1.

In the case that  $s$  is suboptimal and the second case holds true for some node  $i$ , then under Algorithm 1,  $i$  will change  $clique.i$  to be  $\{i\}$ , which reduces the state value of  $i$  from  $|Adj_i| + 1$  to some value less than or equal to  $|Adj_i|$ .

Thus under Algorithm 1, an arbitrary graph will follow a DAG of states and if it transitions from a state  $s$  to another state  $s'$ , then we have that  $s' > s$  such that rank of  $s'$  is less than the rank of  $s$ .

The state value of any node is impendensable. Thus the rank of any global state is also impendensable. When a impendensable node  $i$  makes an execution, then its state value reduces, until it becomes 0. Thus if there is a global state  $s$  with rank greater than 0, then there exists at least one impendensable node in it. When any node performs execution in  $s$  then  $s$  transitions to some state with rank less than  $s$ . This shows that for every suboptimal global state, there exists at least one terminal successor.

Let that  $s$  is a terminal successor. This implies that  $\mathcal{P}(s)$  is true. There does not exist an impendensable node in  $s$ , so any node will not change its state and  $s$  manifests a dominant clique. Thus we have that all terminal states are optimal states.  $\square$

### 3.4 Shortest Path (SP) Problem

**Definition 3.12. Shortest path.** In the shortest path problem, the input is a weighted arbitrary connected graph  $G$  (all edge weights are positive) and a destination node  $d_{es}$ . Every node  $i$  stores  $p.i$  (initialized with  $\top$ ) and  $d.i$  (initialized with  $\infty$ ). The task is to compute,  $\forall i \in V(G)$ , the length  $d.i$  of a shortest path from  $i$  to  $d_{es}$ , and the parent  $p.i$  through which an entity would reach  $d_{es}$  starting from  $i$ .

The positive weights assigned for every edge denote the cost that it would take to move from node  $i$  to node  $j$ , given that  $\{i, j\} \in E(G)$ . In this problem, if we consider the local state of a node  $i$  to be represented only by the variable  $d.i$  then the local states of the

nodes will form a total order. Consequently, the resultant discrete structure formed among the global states will be a lattice. This was shown in [3]. On the other hand, in applications such as source routing [12] where the source node specifies the path that should be taken, the local states form a partial order. Hence, the global states form a DAG as opposed to a lattice. For brevity, we only represent the next hop in  $p.i$ . The SP problem can be represented by the following predicate, where,  $w(i, j)$  is the weight of edge  $\{i, j\}$ .

$$\mathcal{P}_{sp} \equiv \forall i : (d.i = dis(i, d_{es}) = \min\{dis(j, d_{es}) + w(i, j) : j \in Adj_i\}) \wedge (p.i = \arg \min\{dis(j, d_{es}) + w(i, j) : j \in Adj_i\}).$$

An impendensable node  $i$  in a state  $s$  is a node for which its current parent is not a direct connection to the shortest path from  $i$  to  $d_{es}$ . Formally,

$$\text{IMPENDENSABLE}(i, s, \mathcal{P}_{sp}) \equiv (d.i \neq 0 \wedge i = d_{es}) \vee (\exists j : d.i > d.j + w(i, j)).$$

The algorithm is defined as follows. If an impendensable node  $i$  is  $d_{es}$ , then  $d.i$  is updated to 0 and  $p.i$  is updated to  $d_{es}$ . Otherwise,  $p.i$  is updated to the  $j$  in  $Adj_i$  for which  $d.j + w(i, j)$  is minimum.

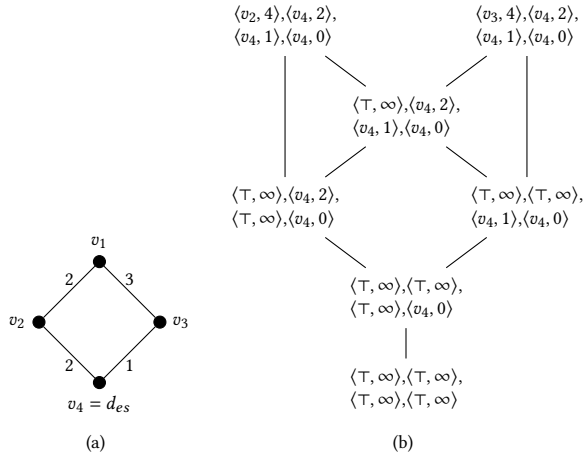
**ALGORITHM 2. Rules for node  $i$ .**

$$\begin{array}{l} \text{IMPENDENSABLE}(i, s, \mathcal{P}_{sp}) \longrightarrow \\ \left\{ \begin{array}{ll} d.i = 0, p.i = i & \text{if } i = d_{es} \\ \langle d.i, p.i \rangle = \langle d.j + w(i, j), j \rangle : j \\ \quad = \arg \min\{d.k + w(i, k) : k \in Adj_i\} & \text{otherwise} \end{array} \right. \end{array}$$

As a result, the global states form a DAG. We show an example in Figure 3: Figure 3 (a) is the input graph and Figure 3 (b) is the induced DAG. In this figure, a global state is represented as  $\langle \langle p.v_1, d.v_1 \rangle, \dots, \langle p.v_4, d.v_4 \rangle \rangle$ .

**Remark:** Notice that in this case (Figure 3), the DAG among the global states is induced because  $v_1$  has a choice which node to choose as its parent. If we remove the parent information from representing the local state, this discrete structure will get reduced to a lattice. Also, if we restrict the choice of  $v_1$  (and all nodes) to, e.g., choose only the node with higher ID as a parent in the case of conflict, then this discrete structure will get reduced to a lattice.

**LEMMA 3.13.** *The shortest path problem is a DAG-inducing problem.*



**Figure 3: (a) Input graph. (b) DAG induced among the global states in evaluating for the shortest path problem in the graph shown in (a); a global state is represented as  $\langle\langle p.v_1, d.v_1 \rangle, \dots, \langle p.v_4, d.v_4 \rangle\rangle$ . Transitive edges are not shown.**

**PROOF.** For a node  $i$ ,  $d.i$  contains the distance of  $d_{es}$  from node  $i$ . A global state  $s$  does not manifest all correct distances if for at least one node  $i$  in  $s$ , (1)  $dis(i, d_{es}) \neq d.i$ , that is,  $i$  does not store a shortest path from  $i$  to  $d_{es}$ , or (2) the parent of  $i$  is not a valid direct connection in a shortest path from  $i$  to  $d_{es}$ .

Next, we need to show that if some node  $i$  in state  $s$  is violated, then  $\forall s' > s$ , if  $s'[i] = s[i]$ , then  $s'$  will not manifest all shortest paths. This is straightforward from the definition itself, that if a node  $i$  is impedensable, then either  $i = d_{es}$  and it is not pointing to itself through  $p.i$ , or there is at least one other node  $j$  such that  $d.i > d.j + w(i, j)$ . If  $i$  is impedensable in  $s$ , and  $i$  has the same state in some  $s' > s$  then  $i$  stays impedensable in  $s'$  as well as it does not store the length of a shortest path in  $d.i$ .  $\square$

Since the local states of all nodes have to be initialized as  $d.i = \infty$ ,  $p.i = \top$ , this solution is not self-stabilizing.

We define the state value and rank as follows.

$$\text{STATE-VALUE-SP}(i, s) = d.i - dis(i, d_{es}).$$

$$\text{RANK-SP}(s) = \sum_{i \in V(G)} \text{STATE-VALUE-SP}(i, s).$$

**THEOREM 3.14.** *Algorithm 2 solves the shortest path problem on a connected positive weighted graph.*

**PROOF.** We need to show that (1) Algorithm 2 traverses a DAG of global states, (2) for all suboptimal states,  $\exists$  a terminal successor, and (3) all terminal global states are optimal states.

Let the current state be  $s$ . If  $s$  is suboptimal, then for at least for one of the nodes  $i$ : (1)  $p.i \neq i \wedge i = d_{es}$ , that is,  $i$  is the destination node and is not pointing to itself, or (2)  $dis(i, d_{es}) \neq d.i$ , that is,  $i$  does not store a shortest path from  $i$  to  $d_{es}$ .

In the case that  $s$  is suboptimal and the first case holds true for some node  $i$ , then under Algorithm 1,  $i$  updates  $d.i$  to 0 and  $p.i$  to  $i$ , which reduces the state value of  $i$  to 0.

In the case that  $s$  is suboptimal and the second case holds true for some node  $i$ , then under Algorithm 2,  $i$  will reduce its  $d.i$  value and update  $p.i$ , which reduces the state value of  $i$  at least by 1.

Thus under Algorithm 1, an arbitrary graph will follow a DAG of states and if it transitions from a state  $s$  to another state  $s'$ , then we have that  $s' > s$  such that rank of  $s'$  is less than the rank of  $s$ .

If no node is impedensable, then this implies that all nodes have computed the shortest distance in their  $d.i$  variable, and thus the rank is 0. Thus if there is a global state  $s$  with rank greater than 0, then there exists at least one impedensable node in it. When any node performs execution in  $s$  then  $s$  transitions to some state with rank less than  $s$ . This shows that for every suboptimal global state, there exists at least one terminal successor.

Let that  $s$  is a terminal successor. This implies that  $\mathcal{P}(s)$  is true. There does not exist an impedensable node in  $s$ , so any node will not execute and  $s$  manifests correct shortest path evaluation for all nodes. Thus we have that all terminal states are optimal states.  $\square$

### 3.5 Limitations of modelling problems as DAG-inducing problems

Unlike the DAG-inducing problems where the problem description creates a DAG among the states in  $S$ , there are problems where the states do not form a DAG naturally. E.g., the maximal matching (MM) problem is not a lattice linear problem. This can be illustrated through a simple instance of a 3 nodes network forming a simple path  $\langle A, B, C \rangle$ . Initially no node is paired with any other node. Here, MM can be obtained by matching  $A$  and  $B$ . Thus,  $C$  is not impedensable. Another maximal matching can be obtained by matching  $B$  and  $C$ , in which case  $A$  is not impedensable. Thus the problem itself does not define which node is impedensable. Similarly, it can be shown that, e.g., vertex cover (both minimal vertex cover and 2-approximation vertex cover) is not a DAG-inducing problem.

We observe that it is possible to induce a DAG in non-DAG-inducing problems algorithmically. In the next section (Section 4), we study the properties of a DAG-inducing algorithm, which is capable of inducing a DAG in a non-DAG-inducing problem, along with examples for demonstration.

## 4 IMPOSED DAG INDUCTION: DAG-INDUCING ALGORITHMS

In this section, we discuss problems where the problems cannot be represented by a predicate under which the global states form a DAG. It means that the problem does not naturally define which node is impedensable. Effectively, there may be multiple optimal states. We start by describing the general properties of such problems.

### 4.1 General Properties

In DAG-inducing problems, we observe that  $\mathcal{P}(s)$  is of the form  $\forall i \mathcal{P}_i(s)$  a node  $i$  is impedensable in state  $s$  if and only if  $\mathcal{P}_i(s)$  is false. But if  $P$  is not a DAG-inducing problem, then a node violating  $\mathcal{P}_i(s)$  may not always be impedensable. (cf. the example of maximal matching as demonstrated in Section 3.5). In these cases, to utilize the definition of impedensable, a DAG is induced algorithmically. In other words, the algorithm creates rules to determine which nodes are impedensable, and creates a partial order among

the local states, and thereby induces a DAG among the global states. The algorithm must also ensure that an optimal state is reached while traversing the induced DAG.

Next, we consider how we can define the DAG induced by an algorithm  $A$ .  $A$  creates rules to identify  $<_I$ . Specifically,  $A$  changes the state of node  $i$  from  $s_0[i]$  to  $s_1[i]$  only if  $s_0[i] <_I s_1[i]$ . Consequently, the definition of  $<_g$  is identical to that in Section 2. If  $<_g$  identified in this fashion is a DAG then we call it the DAG induced by  $A$ . Using the DAG induced by  $A$  in this manner, we define DAG-inducing algorithms, next.

**Definition 4.1.** *DAG-inducing algorithms (DIA).* Algorithm  $A$  is a DIA for a problem  $P$ , represented by a predicate  $\mathcal{P}$ , iff

- $P$  requires that we reach a state where  $\mathcal{P}$  is true.
- $\mathcal{P}$  is DAG-inducing with respect to the partial order induced in  $S$  by  $A$ , i.e.  $\forall s \in S : \neg \mathcal{P}(s) \Rightarrow \exists i \text{ IMPEDENSABLE}(i, s, \mathcal{P})$ .
- The guard of any action of  $A$  checks that  $\mathcal{P}(s)$  is false (i.e., if  $g$  is a guard of an action in  $A$  then  $g \Rightarrow \neg \mathcal{P}(s)$ ).

Continuing from Definition 4.1, we have

**Definition 4.2.** *Self-stabilizing DIA.*  $A$  is self-stabilizing only if  $\forall s, s' \in S : \text{TERMINAL-SUCCESSOR}(s, s') \Rightarrow \mathcal{P}(s') = \text{true}$ .

**Remark:** Note that this definition appears identical to Definition 3.8. The only difference is that the partial order to define terminal successors is based on the DAG induced by  $A$ .

## 4.2 Maximal Matching (MM) problem

As discussed above, MM is one of the problems which is not a DAG-inducing problem. However, we find that a DAG-inducing algorithm can be developed for this problem, which we discuss in the following. We start by defining the MM problem as follows.

**Definition 4.3.** *Maximal matching.* In the maximal matching problem, the input is an arbitrary graph  $G$ . The state  $match.i$  of each node  $i$  has the domain  $Adj_i \cup \{\top\}$ . The task is to compute the matchings such that for any node  $i$ , (1)  $\forall i : match.i \neq \top \Rightarrow match.(match.i) = i$ , and (2) if  $match.i = \top$ , then there must not exist a  $j$  in  $Adj_i$  such that  $match.j = \top$ .

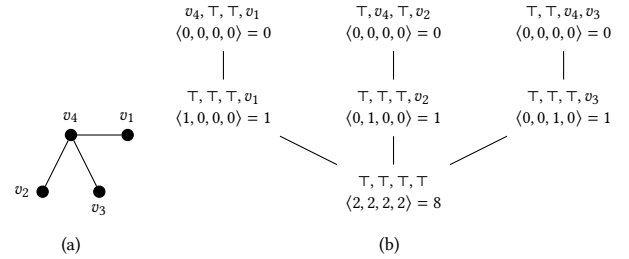
We use the following macros. A node  $i$  is *wrongly matched* if  $i$  is pointing to some node  $j$ , but  $j$  is pointing to some node  $k \neq i$ . A node  $i$  is *matchable* if  $i$  is not pointing to any node, i.e.  $match.i = \top$ , and there exists a node  $j$  adjacent to  $i$  which is also not pointing to any node. A node  $i$  is being *pointed to*, or  $i$  is *i-pointed*, if  $i$  is not pointing to any node, and there exists a node  $j$  adjacent to  $i$  which is pointing to  $i$ . A node sees that another node is being pointed, or  $i$  “sees” *else-pointed*, if some node  $j$  around (in 2-hop neighbourhood of)  $i$  is pointing to another node  $k$  and  $k$  is not pointing to anyone. A node is *unsatisfied* if it is wrongly matched or matchable. A node  $i$  is *impedensable* if  $i$  is  $i$ -pointed, or otherwise, given that  $i$  does not see else-pointed,  $i$  is the highest ID node which is unsatisfied in its 2-hop neighbourhood.

$WRONGLY-MATCHED(i) \equiv match.i \neq \top \wedge (match.i \neq \top \Rightarrow (match.(match.i) \neq i \wedge match.(match.i) \neq \top))$ .  
 $MATCHABLE(i) \equiv match.i = \top \wedge (\exists j \in Adj_i : match.j = \top)$ .  
 $I-POINTED(i) \equiv match.i = \top \wedge (\exists j \in Adj_i : match.j = i)$ .  
 $ELSE-POINTED(i) \equiv \exists j \in Adj_i^2, \exists k \in Adj_j : match.j = k \wedge match.k = \top$ .  
 $UNSATISFIED(i) \equiv WRONGLY-MATCHED(i) \vee MATCHABLE(i)$ .  
 $IMPEDENSABLE-MM(i) \equiv I-POINTED(i) \vee (\neg ELSE-POINTED(i) \wedge (UNSATISFIED(i) \wedge (\forall j \in Adj_i^2 : id.j > id.i \vee \neg UNSATISFIED(i))))$ .

The algorithm for an arbitrary node  $i$  can be defined as follows. If  $i$  is impedensable and  $i$ -pointed, then  $i$  starts to point to the node which is pointing at  $i$ . If  $i$  is wrongly matched and impedensable, then  $i$  takes back its pointer, i.e.  $i$  starts pointing to  $\top$ . Otherwise (if  $i$  is matchable and impedensable)  $i$  chooses a node  $j$  which is not pointing to anyone, i.e.  $match.j = \top$ , and  $i$  starts pointing to  $j$ .

**ALGORITHM 3.** *Rules for node  $i$ .*

$IMPEDENSABLE-MM(i) \longrightarrow$   
 $\begin{cases} match.i = j : j \in Adj_i : match.j = i & \text{if } I-POINTED(i). \\ match.i = \top & \text{if } WRONGLY-MATCHED(i). \\ match.i = j : j \in Adj_i : match.j = \top & \text{otherwise.} \end{cases}$



**Figure 4:** (a) Input graph. (b) The state transition diagram, a DAG, assuming that initial global state is  $\langle \top, \top, \top, \top \rangle$ . In every state, the first row shows the global state, the second row shows the respective local state values of nodes and the rank of the global state. Observe that any other state will converge to one of these states and then converge to one of the optimal states in this DAG. Transitive edges are not shown for brevity.

**LEMMA 4.4.** *Algorithm 3 induces a DAG in the global state space.*

**PROOF.** The DAG is induced in the global state space with respect to the state values. Let  $s$  be a suboptimal state that the input graph is in. A node  $i$  is impedensable in  $s$  (1) if  $i$  is wrongly matched, (2) if  $i$  is matchable, or (3) if  $i$  is being pointed at by another node  $j$ , but  $i$  does not point back to  $j$  or any other node.

Next we show that if some node  $i$  is impedensable in some state  $s$ , then for any state  $s' : s' > s$ , if  $s'[i] = s[i]$ , then  $s'$  will not form a maximal matching under Algorithm 3.

In the case if  $i$  is wrongly matched in  $s$  and is impedensable, and it is pointing to the same node in  $s'$  as well, then  $i$  stays to be impedensable in  $s'$  because any other node will not take back its

pointer before  $i$  does under Algorithm 3. Thus  $s'$  does not have a correct matching.

In the case if in  $s$ ,  $i$  is being pointed to by some node but  $j$  does not point to any node, and  $i$  stays in the same state in  $s'$ , then  $s'$  stays to be impedensable as  $s'$  because once a node points towards an unmatched node, it does not retreat its pointer under Algorithm 3. Also, any node in  $Adj_j^2$  will not execute until  $i$  does under. Thus  $s'$  does not form a correct matching.

Finally, in the case if  $i$  is matchable and impedensable in  $s'$ , and it stays the same in  $s'$ , then it is still impedensable as any other node in  $Adj_i$  will not initiate matching with it under Algorithm 3. Also, any node in  $Adj_i^2$  will not execute until  $i$  does. Thus  $s'$  stays to be impedensable.  $\square$

We define the state value and rank as follows.

$$\text{STATE-VALUE-MM}(i, s) = \begin{cases} 3 & \text{if WRONG-MATCHED}(i). \\ 2 & \text{if MATCHABLE}(i) \wedge \neg \text{I-POINTED}(i). \\ 1 & \text{if I-POINTED}(i). \\ 0 & \text{otherwise.} \end{cases}$$

$$\text{RANK-MM}(s) = \sum_{i \in V(G)} \text{STATE-VALUE-MM}(i, s).$$

**THEOREM 4.5.** *Algorithm 3 is a DAG-inducing algorithm for the maximal matching problem.*

**PROOF.** We show that (1) Algorithm 3 traverses a DAG that has the properties as mentioned in Lemma 4.4, (2) for all suboptimal states  $\exists$  a terminal successor, and (3) all terminal global states are optimal states.

If  $s$  is suboptimal, then for at least one of the nodes  $i$ : (1)  $i$  is wrongly matched, (2)  $i$  is matchable, or (3)  $i$  is being pointed at by another node  $j$ , but  $i$  does not point back to  $j$  or any other node.

In the case that  $s$  is suboptimal and some node  $i$  is being pointed to by some node  $j$  and  $i$  does not point to any node, then under Algorithm 3,  $i$  will point back to  $j$ , and thus the state value of  $i$  will get reduced from 1 to 0.

In the case that  $s$  is suboptimal and some node  $j$  is wrongly matched or matchable with  $\neg \text{ELSE-POINTED}(j)$ , then at least one node (e.g., a node with highest ID which is wrongly matched or matchable) will be unsatisfied and impedensable. Let that  $i$  is unsatisfied and impedensable. Here  $i$  is either wrongly matched or matchable. If  $i$  is wrongly matched, then  $i$  will change its pointer and start pointing to  $\top$ , in which case its state value will change from 3 to 2, 1, or 0. If  $i$  is matchable then,  $i$  will start pointing to some node  $i' \in Adj_i$ , in which case, the state value of  $i$  will change from 2 to 0 and the state value of  $i'$  will change from 2 to 1.

In all the above cases, we have that under Algorithm 3, if  $s$  is a suboptimal state, then its rank will be of some value greater than zero because at least one of the nodes will be impedensable.  $s$  will transition to some state  $s'$  whose rank is less than that of  $s$ . Thus, we have that Algorithm 3 transitions  $s$  to  $s'$  and thus decreases the rank of the system. This shows that (1) Algorithm 3 traverses a DAG that has the properties as mentioned in Lemma 4.4, (2) for all suboptimal states  $\exists$  a terminal successor.

In the case that  $s$  is an optimal state, then none of the nodes will be optimal. So no node will change its state. This state will manifest a maximal matching. This shows that all terminal successors are optimal states.  $\square$

### 4.3 2- approximation vertex cover (VC)

In this section, we consider the problem of 2-approximation vertex cover to demonstrate that DAG-inducing algorithms can be applied for approximation algorithms for NP-Hard problems as well.

**Definition 4.6.** *Vertex cover.* In the vertex cover problem, the input is an arbitrary graph  $G$  with every node having a domain  $\{IN, OUT\}$ . The output is a minimal set  $\mathcal{V}$  such that for every edge  $\{i, j\} \in E(G)$ , either  $i \in \mathcal{V}$  or  $j \in \mathcal{V}$  or both.

The standard two approximation algorithm for the VC problem can be stated as follows. *Choose an uncovered edge  $\{A, B\}$ , select both  $A$  and  $B$ , repeat until all edges are covered.* Since the minimum VC must contain either  $A$  or  $B$ , the selected VC is at most twice the size of the minimum VC.

While the above algorithm is sequential in nature, [8] presented its distributed version under the paradigm of lattice linearity. For the sake of completeness, we describe a key idea and the correctness of this algorithm. Then, we show how it can be transformed into a DAG-inducing algorithm.

In the lattice linear algorithm [8], all nodes are initially out of the VC. A node is called *done* if it has already evaluated if all the edges incident on it are covered, and executed the respective action. But only impedensable nodes perform an execution. A node is impedensable if it is not done yet and it is the highest ID node in its distance-3 neighbourhood which is not done. If node  $i$  is impedensable and it has uncovered edges then  $i$  and one neighbour  $j$  of  $i$  is added to vertex cover. The algorithm presented in [8] is shown in Figure 5. While the transformed DAG-inducing algorithm is similar to Figure 5, we use this to distinguish between lattice linear and DAG-inducing algorithms.

1	Init: $\forall i \in V(G), st.i = OUT, done.i = false.$
2	IMPEDENSABLE-VC( $i$ ) $\equiv done.i = false \wedge (\forall j \in Adj_i^3 :$
3	$id.j < id.i \vee done.j = true).$
4	
5	Rules for node $i$ .
6	IMPEDENSABLE-VC( $i$ ) $\rightarrow$
7	<b>if</b> $(\forall k \in Adj_i, st.k = IN)$ , then $done.i = true.$
8	<b>else</b> , then
9	$j = \arg \max\{id.x : x \in Adj_i \wedge done.x = false\}.$
10	$st.i = IN.$
11	<b>if</b> $j \neq \top$ , then $st.j = IN, done.j = true.$
12	$done.i = true.$

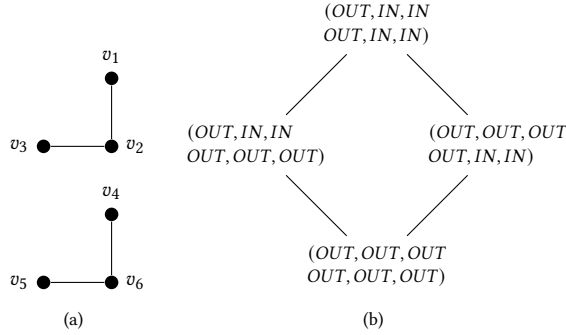
**Figure 5:** A 2-approx. lattice linear algorithm for VC [8].

The algorithm in Figure 5 is lattice linear, as shown in [8]. It means that the global states form a lattice.

In Figure 6, we show a graph (containing eight nodes  $v_1, \dots, v_8$ ) and the lattice induced by the algorithm, in Figure 5, in the state space of that graph. We are omitting how the value of  $done.i$  gets



modified; we only show how the vertex cover is formed. Only the reachable states are shown. The global states in the lattice are written as  $(st.v_1, st.v_2, \dots, st.v_8)$ .



**Figure 6: Execution of the algorithm in Figure 5: (a) input graph, and (b) lattice induced in the input graph. Transitive edges are not shown for brevity.**

**4.3.1 Correctness of the algorithm in Figure 5.** If an impedensable node has an uncovered edge, and assume that  $\{i, j\}$  is an uncovered edge with  $j$  being the highest ID node which is out (note that  $i$  is out), then  $i$  turns both  $i$  and  $j$  into the VC. If otherwise  $i$  evaluates that all its edges are covered, then it declares that it is done ( $i$  sets  $done.i$  to true), while staying out of the VC.

This is straightforward from the 2-approximation algorithm for VC. 3-neighbourhood to evaluate impedensable ensures that race conditions do not arise while execution from the perspective of the 2-approximation algorithm for VC.

**4.3.2 Why the algorithm in Figure 5 is lattice linear.** Under this algorithm, when any impedensable node evaluates that one of its edges is uncovered, it selects itself and a node with highest ID to move into the VC. As a result, the local states form a total order. And therefore, the partial order that results among the global states because of this total order among the local states is a lattice.

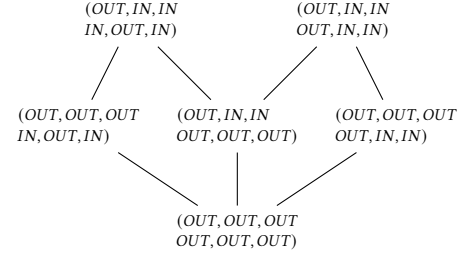
**4.3.3 Transforming into a DAG-inducing algorithm.** If the chosen node  $j$  such that  $j$  is the highest ID node in  $Adj_i$  that is not in the VC and is not done, then the resultant discrete structure will be a lattice [8]. However, ideally, a chosen node  $j$  can be any node in  $Adj_i$  which is not in the VC and is not done. If we let  $i$  choose an arbitrary neighbour, in this way, to add to the VC, the resulting structure will be a DAG but not a lattice. And thus, the resulting algorithm will be a DAG-inducing algorithm. We write this as Algorithm 4 for the sake of completeness.

**ALGORITHM 4.** Follow the algorithm in Figure 5. Change line 9 to  $j = x : x \in Adj_i \wedge done.x = false$  to enable node  $i$  to choose an arbitrary vertex  $j$ .

Thus, it follows that there are cases where lattice linear algorithms force certain determinism to induce a lattice structure. By contrast, DAG-inducing algorithms permit more non-determinism.

**Example 4.7.** In Figure 7, we show the DAG induced by Algorithm 4 (where a node can choose any of its neighbours to turn

into the VC) in the state space of the graph presented in Figure 6 (a).  $\square$



**Figure 7: Execution of Algorithm 4: DAG induced in the graph as shown in Figure 6 (a). Transitive edges are not shown for brevity.**

## 5 PROPERTIES OF DAG-INDUCTION

### 5.1 DAG-induction to obtain asynchrony

**THEOREM 5.1.** An algorithm converges in asynchronous systems iff it traverses a DAG of global states (given that an optimal state is reachable, starting from the set of provided initial states).

**PROOF. If:** This follows from the definition of DAG-inducing problems and DAG-inducing algorithms.

**Only If:** An algorithm  $A$  must guarantee two things in any scheduler: (1) upper bound on convergence time, (2) correctness in all executions.

For any scheduler, to guarantee convergence with correctness, for any pair of global states  $s, s' \in S$  if there is a path from  $s$  to  $s'$ , then there must not be a path from  $s'$  to  $s$ . Otherwise, there will always a possibility that  $A$  can traverse  $s'$  to  $s$  and then from  $s$  to  $s'$ ; this can continue for an arbitrary number of times, and that is why, an upper bound to the convergence time cannot be guaranteed.

To guarantee convergence within an upper time bound, we must guarantee for a finite value  $k$  that the rank of the system will decrease in every  $k$  steps. That is, within  $k$  time steps, if the system is in state  $s$ , then it moves to some state  $s'$  such that the rank of  $s'$  is less than the rank of  $s$ . If the states do not form a DAG, then again there is a possibility for the system to transition from  $s'$  to  $s$  or otherwise, never reach  $s'$ .

Thus, we have that if the algorithm is running under an asynchronous scheduler and the states do not form a DAG, then one of the above properties cannot be guaranteed.  $\square$

### 5.2 Time Complexity Properties of an algorithm traversing a <-DAG

**THEOREM 5.2.** The convergence time is the longest path in the DAG induced among the global states.

**PROOF.** We have that any impedensable state  $s$  will transition to a state  $s'$  where  $s' > s$ . Thus every transition takes the system higher in the induced DAG. Therefore, the convergence time is the longest path in the <-DAG induced among the global states.  $\square$

Since the local states form a partial order, the the upper bound to the convergence time can also be evaluated in terms of the size of a local state as follows.

**COROLLARY 5.3.** *Let that in each node, atmost  $r$  of these variables,  $var_1.i, \dots, var_r.i$  (with domain sizes  $m'_1, \dots, m'_r$  respectively) contribute independently to the formation of the lattice. Then an algorithm traversing a  $<$ -DAG will converge in  $n \times \left( \prod_{j=1}^r (m'_j - 1) \right)$  moves.*

**COROLLARY 5.4.** *(From Theorem 3.11 and Corollary 5.3) Algorithm 1 converges in  $\sum_{i \in V(G)} deg(i) = 2m$  moves. In terms of rounds, it converges in  $\Delta$  rounds, where  $\Delta$  is the maximum degree of the input graph.*

**COROLLARY 5.5.** *(From Theorem 3.14 and Corollary 5.3) Algorithm 2 converges in  $2n$  moves.*

**COROLLARY 5.6.** *(From Theorem 4.5 and Corollary 5.3) Algorithm 3 converges in  $2n$  moves.*

**COROLLARY 5.7.** *[8] Algorithm 4 converges in  $n$  moves.*

## 6 RELATED WORK

**Lattices and DAGs among states in distributed systems:** In [3], the authors have described problems which possess a predicate under which the states naturally form a lattice. Problems like the stable marriage problem, job scheduling, market clearing price and others are studied in [3]. In [4] and [2], the authors have studied lattice linearity in, respectively, housing market problem and several dynamic programming problems.

In [6], the authors have extended the theory in [3] to develop eventually lattice linear self-stabilizing algorithms for some non-lattice linear problems. Such algorithms induce single or multiple disjoint lattices in a subset of the state space of the transition system. In [7], the authors presented a fully lattice linear algorithm for the minimal dominating set problem, where the algorithm induces single or multiple disjoint lattices among the global states.

In this paper, we introduce DAG-inducing problems and DAG-inducing algorithms. We observed that induction of a DAG provides greater choices to individual nodes as compared to their lattice linear counterparts, and thus provides more nondeterminism.

We demonstrate that the dominant clique problem and the shortest path problem are DAG-inducing problems. Among these the dominant clique problem allows self-stabilization whereas the (algorithm for) shortest path problem does not. We demonstrate that the maximal matching problem and 2-approximation vertex cover are not DAG-inducing problems. We present DAG-inducing algorithm for them. Among these, the algorithm for maximal matching allows self-stabilization and the 2-approximation algorithm for vertex cover does not. We study upper bound to the convergence time of an algorithm traversing a DAG of states. We show why inducing a  $<$ -DAG in the state space allows nodes to perform execution in asynchrony based on old values of other nodes. The algorithms for the dominant clique problem and shortest path problem both converge in  $2m$  moves. The algorithm for the maximal matching problem converges in  $2n$  moves and the 2-approximation algorithm for vertex cover converges in  $n$  moves.

**Maximal Matching:** A distributed self-stabilizing algorithm for the maximal matching problem is presented in [11]; this algorithm converges in  $O(n^3)$  moves. The algorithm in [9] converges in  $O(\log^4 n)$  moves under a synchronous scheduler. The algorithm for maximal matching presented in [5] converges in  $n + 1$  rounds. Hedetniemi et al. (2001) [10] showed that the algorithm presented in [11] converges in  $2m + n$  moves.

In this paper, the DAG-inducing algorithm for maximal matching that we present converges in  $2n$  moves and does not require a synchronous environment. This is an improvement as compared to the results presented in the literature.

## 7 CONCLUSION

In this paper, we introduce the class of problems called DAG-inducing problems and the class of algorithms called DAG-inducing algorithms.

The key idea in these problems and algorithms is that when the algorithm is in a suboptimal state, there is at least one process that is *impedensable*; those are the processes whose execution is essential to reach the optimal state.

DAG-inducing problems exhibit a DAG among their states based on the problem definition. In the case that a problem is not DAG-inducing, a DAG-inducing algorithm may be designed for it. In both cases, since the execution of the impedensable nodes causes the program to move *up* in the DAG, correctness is guaranteed in asynchronous execution (where nodes may have to rely on old information).

As an example, we study the dominant clique (DC) problem and the shortest path (SP) problem and show that they are DAG-inducing problems. We demonstrated an algorithm which traverses a DAG of states and reaches an optimal state, starting from an arbitrary state. Thus, we have that the DC problem is a self-stabilizing DAG-inducing problem. In contrast, the algorithm that we present for SP problem is not self-stabilizing.

We also study the maximal matching (MM) problem and 2-approximation vertex cover. These problems are non-DAG-inducing problems. We present a DAG-inducing algorithm for the MM problem, which induces a  $<$ -DAG of states and reaches an optimal state, starting from an arbitrary state. Thus, the algorithm that we presented for the MM problem is a self-stabilizing DAG-inducing algorithm. On the other hand, the algorithm presented for 2-approximation vertex cover is not self-stabilizing. It remains to be an open problem whether a distributed DAG-inducing self-stabilizing algorithm can be developed for 2-approximation vertex cover.

In the literature, there are works on lattice linear problems and lattice linear algorithms, where a ( $<$ -)lattice is induced under a predicate or an algorithm respectively. Since a lattice is a subclass of a DAG, from the observations that we make in this paper, we have that the lattice linear problems are a proper subset of the class of DAG-inducing problems, and lattice linear algorithms are a proper subset of the class of DAG-inducing algorithms. This can be observed from the fact that the discrete structure that is induced among the states of an instance of the DC problem is a DAG but not a lattice (cf. Figure 1), and similarly, the states of an instance of the MM problem, as induced under Algorithm 3, is also a DAG

but not a lattice (cf. Figure 4). The same can be observed in Figures 3 and 7.

We analyzed the time complexity bounds of an algorithm traversing a DAG of states (whether present naturally in the problem or imposed by the algorithm). As corollaries of this analysis, we obtain the time complexity bounds for all the algorithms present in this paper. We also observed that asynchrony can be allowed if and only if a DAG is induced among the global states.

## REFERENCES

- [1] CHASE, C. M., AND GARG, V. K. Efficient detection of restricted classes of global predicates. In *Distributed Algorithms* (Berlin, Heidelberg, 1995), J.-M. Hélary and M. Raynal, Eds., Springer Berlin Heidelberg, pp. 303–317.
- [2] GARG, V. A lattice linear predicate parallel algorithm for the dynamic programming problems. In *23rd International Conference on Distributed Computing and Networking* (New York, NY, USA, 2022), ICDCN 2022, Association for Computing Machinery, p. 72–76.
- [3] GARG, V. K. *Predicate Detection to Solve Combinatorial Optimization Problems*. Association for Computing Machinery, New York, NY, USA, 2020, p. 235–245.
- [4] GARG, V. K. A lattice linear predicate parallel algorithm for the housing market problem. In *Stabilization, Safety, and Security of Distributed Systems* (Cham, 2021), C. Johnen, E. M. Schiller, and S. Schmid, Eds., Springer International Publishing, pp. 108–122.
- [5] GODDARD, W., HEDETNIEMI, S., JACOBS, D., AND SRIMANI, P. Self-stabilizing protocols for maximal matching and maximal independent sets for ad hoc networks. In *Proceedings International Parallel and Distributed Processing Symposium* (2003), pp. 14 pp.–.
- [6] GUPTA, A. T., AND KULKARNI, S. S. Extending lattice linearity for self-stabilizing algorithms. In *Stabilization, Safety, and Security of Distributed Systems* (Cham, 2021), C. Johnen, E. M. Schiller, and S. Schmid, Eds., Springer International Publishing, pp. 365–379.
- [7] GUPTA, A. T., AND KULKARNI, S. S. Brief announcement: Fully lattice linear algorithms. In *Stabilization, Safety, and Security of Distributed Systems* (Cham, 2022), S. Devismes, F. Petit, K. Altisen, G. A. Di Luna, and A. Fernandez Anta, Eds., Springer International Publishing, pp. 341–345.
- [8] GUPTA, A. T., AND KULKARNI, S. S. Lattice linear problems vs algorithms, 2022.
- [9] HANCKOWIAK, M., KARONSKI, M., AND PANCONESI, A. On the distributed complexity of computing maximal matchings. *SIAM Journal on Discrete Mathematics* 15, 1 (2001), 41–57.
- [10] HEDETNIEMI, S. T., JACOBS, D. P., AND SRIMANI, P. K. Maximal matching stabilizes in time  $O(m)$ . *Information Processing Letters* 80, 5 (2001), 221–223.
- [11] HSU, S.-C., AND HUANG, S.-T. A self-stabilizing algorithm for maximal matching. *Information Processing Letters* 43, 2 (1992), 77–81.
- [12] MEDHI, D., AND RAMASAMY, K. *Network Routing: Algorithms, Protocols, and Architectures*, 2 ed. The Morgan Kaufmann Series in Networking. Morgan Kaufman, 2017.