

Heuristic Modularity Maximization Algorithms for Community Detection Rarely Return an Optimal Partition or Anything Similar

Samin Aref¹[0000-0002-5870-9253],
Mahdi Mostajabdaveh^{2†}[0000-0002-2816-909X], and
Hriday Chheda^{3†}[0000-0002-9049-0255]

- ¹ Department of Mechanical and Industrial Engineering, University of Toronto, M5S3G8, Canada aref@mie.utoronto.ca
² Huawei Technologies Canada, V5C 6S7, Canada
³ Department of Computer Science, University of Toronto, M5S2E4, Canada
†HC and MM have contributed equally to this work.

Abstract. Community detection is a classic problem in network science with extensive applications in various fields. The most commonly used methods are the algorithms designed to maximize modularity over different partitions of the network nodes into communities. Using 80 real and random networks from a wide range of contexts, we investigate the extent to which current heuristic modularity maximization algorithms succeed in returning modularity-maximum (optimal) partitions. We evaluate (1) the ratio of their output modularity to the maximum modularity for each input graph and (2) the maximum similarity between their output partition and any optimal partition of that graph. Our computational experiments involve eight existing heuristic algorithms which we compare against an exact integer programming method that globally maximizes modularity. The average modularity-based heuristic algorithm returns optimal partitions for only 16.9% of the 80 graphs considered. Results on adjusted mutual information show considerable dissimilarity between the sub-optimal partitions and any optimal partitions of the graphs in our experiments. More importantly, our results show that near-optimal partitions tend to be disproportionately dissimilar to any optimal partition. Taken together, our analysis points to a crucial limitation of commonly used modularity-based algorithms for discovering communities: they rarely return an optimal partition or a partition resembling an optimal partition. Given this finding, developing an exact or approximate algorithm for modularity maximization is recommendable for a more methodologically sound usage of modularity in community detection.

Keywords: Community detection · Network science · Modularity maximization · Integer programming · Graph optimization.

1 Introduction

Community detection, the process of inductively identifying communities within a network, is a core problem in computational sciences and especially, physics,

computer science, biology, and computational social science [39,14]. Among common approaches for community detection are the modularity maximization algorithms which are designed to maximize a utility function, modularity [27], across all possible ways that the nodes of the input network can be partitioned into communities. Modularity measures the fraction of edges within communities minus the expected fraction if the edges were distributed randomly; with the random distribution of the edges being a null model that preserves the degrees. Despite their name and design philosophy, current modularity maximization algorithms, which are used by no less than tens of thousands of peer-reviewed studies, are not guaranteed to maximize modularity [15,28]. This has led to uncertainty in the extent to which they succeed in returning a modularity-maximum (optimal) partition or something similar.

Modularity is among the first objective functions proposed for optimization-based detection of communities [27,13]. Several limitations of modularity including the resolution limit [12] have led researchers develop alternative methods for detecting communities using stochastic block modeling [17,29,24,34], information theoretic approaches [32,33], and alternative objective functions [2,36,26]. In spite of its shortcomings, modularity is the most commonly used method for community detection [35,14]. Despite the widespread adoption of modularity-based heuristic methods [10,5,22,35,39,6,37,23] for community detection, there is uncertainty in the extent to which they succeed in returning an optimal partition or a partition resembling an optimal partition. This study aims to address this question through computational experimentation. After describing the methods and materials, we present the main results of our computational analysis and discuss the methodological ramifications and future directions.

2 Methods and Materials

We investigate the extent to which eight commonly used heuristic modularity maximization algorithms [10,5,22,35,39,6,37,23] succeed in returning an optimal partition or a partition similar to an optimal partition. To achieve this objective, we quantify the proximity of their results to the globally optimal partition(s), which we obtain using an exact Integer Programming (IP) model for maximizing modularity [7,1,11]. Throughout the paper, we use the terms network and graph interchangeably.

2.1 Modularity

Consider the simple undirected graph $G = (V, E)$ with $|V| = n$ nodes, $|E| = m$ edges, adjacency matrix entries a_{ij} , and a k -partition $X = \{C_1, C_2, \dots, C_k\}$ of the node set V . The modularity function $Q_{(G,X)}$ is computed [27,13] according to Eq. (1)

$$Q_{(G,X)} = \frac{1}{2m} \sum_{(i,j) \in V^2, i \leq j} \left(a_{ij} - \gamma \frac{d_i d_j}{2m} \right) \delta(i, j) \quad (1)$$

where d_i is the degree of node i , γ is the resolution parameter⁴, and $\delta(i, j)$ is 1 if nodes i and j are in the same community else 0. The term associated with each pair of nodes (i, j) is alternatively represented as $b_{ij} = a_{ij} - \gamma \frac{d_i d_j}{2m}$ and referred to as the modularity matrix entry for (i, j) . The modularity maximization problem for input graph $G = (V, E)$ involves finding a partition X^* whose associated $Q_{(G, X^*)}$ is globally maximum over all possible partitions of the node set V .

2.2 Sparse IP formulation of modularity maximization

Consider the simple graph $G = (V, E)$ with modularity matrix entries b_{ij} , obtained using the resolution parameter γ . Using the binary decision variable x_{ij} for each pair of distinct nodes $(i, j), i < j$, their community membership is either the same (represented by $x_{ij} = 0$) or different (represented by $x_{ij} = 1$). Accordingly, the problem of maximizing the modularity of input graph G can be formulated as an IP model [11] as in Eq. (2).

$$\begin{aligned} \max_{x_{ij}} Q &= \frac{1}{2m} \left(\sum_{(i,j) \in V^2, i < j} b_{ij}(1 - x_{ij}) + \sum_{(i,i) \in V^2} b_{ii} \right) \\ \text{s.t. } x_{ik} + x_{jk} &\geq x_{ij} \quad \forall (i, j) \in V^2, i < j, k \in K(i, j) \\ x_{ij} &\in \{0, 1\} \quad \forall (i, j) \in V^2, i < j \end{aligned} \quad (2)$$

In Eq. (2), the optimal objective function value equals the maximum modularity for the input graph and an optimal community assignment is characterized by the optimal values of the x_{ij} variables. $K(i, j)$ indicates a minimum-cardinality separating set [11] for the nodes i, j . Using $K(i, j)$ in the IP model of this problem leads to a more efficient formulation with $\mathcal{O}(n^2)$ constraints [11] instead of $\mathcal{O}(n^3)$ constraints in earlier IP formulations of the problem [7, 1]. Solving this optimization problem is NP-complete [7]. We use the *Gurobi* solver (version 10.0) [16] to solve it for our computational experiments as outlined in Subsection 2.5.

2.3 Reviewing heuristic modularity maximization algorithms

We evaluate eight modularity maximization heuristics known as Clauset-Newman-Moore (CNM) [10], Louvain [5], Leicht-Newman (LN) [22], Combo [35], Belief [39], Paris [6], Leiden [37], and EdMot-Louvain [23]. A Python implementation of all these algorithms is available in the Community Discovery library (*CDlib*) [31].

We briefly describe how these eight algorithms use modularity to discover communities. The CNM algorithm initializes each node as a community by itself. It then follows a greedy scheme of merging two communities that contribute maximum positive value to the modularity [10]. The Louvain algorithm involves

⁴ Without loss of generality, we set $\gamma = 1$ for all the analysis in this paper.

two iterative steps of (1) locally moving nodes for increasing modularity and (2) aggregating the communities from the first step [5]. It has probably been the most commonly used method for community detection, but it may sometimes lead to disconnected components in the same community [37]. The LN algorithm uses spectral optimization to maximize modularity which also supports directed graphs [22]. The Combo algorithm is a general community detection method through optimization which includes modularity maximization. It involves finding the best merger, split, or recombination of communities to maximize modularity as well as performing a series of Kernighan-Lin bisections [19] on the communities as long as they increase modularity [35]. The Belief algorithm seeks the consensus of different high-modularity partitions through a message-passing algorithm [39] motivated by the premise that maximizing modularity can lead to many poorly correlated competing partitions. The Paris algorithm is suggested to be a modularity-maximization scheme with a sliding resolution [6]; that is, an algorithm capable of capturing the multi-scale community structure of real networks without a resolution parameter. It generates a hierarchical community structure based on a simple distance between communities using a nearest-neighbour chain [6]. The Leiden algorithm attempts to resolve a defect of the Louvain algorithm in returning badly connected communities. It is suggested to guarantee well-connected communities in which all subsets of all communities are locally optimally assigned [37]. The EdMot-Louvain algorithm (EdMot for short) is suggested to overcome the hypergraph fragmentation issue observed in previous motif-based community detection methods [23]. It first creates the graph of higher-order motifs (small dense subgraph patterns) and then partition it using the Louvain method to maximize modularity using higher-order motifs [23].

To evaluate these eight modularity-based community detection algorithms in maximizing modularity, we measure their performance in terms of (1) the ratio of their output modularity to the maximum modularity for each input graph and (2) the maximum similarity between their output partition and any optimal partition of that graph. We obtain optimal partitions by solving the IP model in Eq. (2) using the Gurobi solver with a termination criterion ensuring global optimality [16].

2.4 Measures for evaluating heuristic algorithms

For a quantitative measure of proximity to global optimality, we define and use the *Global Optimality Percentage* (GOP) as the fraction of the modularity returned by a heuristic method for a network divided by the globally maximum modularity for that network (obtained by solving the IP model in Eq. (2)). In all cases where the modularity returned by a heuristic method equals the maximum modularity for the input graph, we set $\text{GOP} = 1$. In cases where a heuristic algorithm returns a partition with a negative modularity value, we set $\text{GOP} = 0$ to facilitate a simple numerical comparison of the partitions based on their extent of sub-optimality.

We also use a quantitative measure for the similarity of a partition to an optimal partition. Normalized Adjusted Mutual Information (AMI) [38] is a measure of similarity of partitions which (unlike normalized mutual information [38]) adjusts the measurement based on the similarity that two partitions may have by pure chance. AMI for a pair of identical partitions (or permutations of the same partition) equals 1. For two different partitions, however, AMI takes a smaller value (including 0 or negative values close to 0 for two extremely dissimilar partitions).

2.5 Data and resources

For this evaluation, we include 60 real networks⁵ with no more than 2812 edges as well as 10 Erdős-Rényi graphs and 10 Barabási-Albert graphs with 125-153 edges. The computational experiments were implemented in Python 3.9 using a notebook computer with an Intel Core i7-11800H @ 2.30GHz CPU and 64 GBs of RAM running Windows 10.

3 Results

We present the main results from our experiments in the following four subsections. In Subsection 3.1, we compare partitions from different algorithms on a single network. In Subsection 3.2, we examine the multiplicity of optimal partitions and investigate the similarity between multiple optimal partitions of the same networks. In Subsection 3.3, we evaluate the effectiveness of the heuristic algorithms on 80 networks by measuring the distance of sub-optimal partitions from an optimal partition. Finally, in Subsection 3.4, we investigate the success rate of the heuristic algorithms in finding an optimal partition.

3.1 Comparing partitions from different algorithms on one network

Figure 1 shows one of the 80 graphs and the partitions (represented by node colors) returned by nine community detection methods. This graph⁶ represents an anonymized Facebook *ego network*⁷. Nodes are Facebook users, and an edge exists if the two users were friends on Facebook in April 2014 [25].

Panel 1a of Figure 1 shows the optimal partition obtained by solving the IP model in Eq. (2) for the network `facebook_friends` to global optimality. It involves $k = 28$ communities and a maximum modularity value of $Q^* = 0.7157714$. The results from the eight heuristic modularity maximization algorithms are all sub-optimal partitions as depicted in panels 1b–1i of Figure 1. Compared to other algorithms, the two algorithms Combo and LN have more success in achieving

⁵ The 60 real networks are loaded from the publicly accessible network repository Netzschleuder as simple undirected graphs. The complete list of network names is provided in the Appendix.

⁶ `facebook_friends` network [25] from the Netzschleuder repository

⁷ A network of one person’s social ties to other persons and their ties to each other




Fig. 1: Modularity maximization for one network and nine methods leading to one optimal partition (panel a) from the IP model and eight sub-optimal partitions (panels b-i) from eight heuristic algorithms with different modularity values (Q), number of communities (k), and similarity to an optimal partition (AMI). (Magnify the high-resolution figure on screen for details.)

proximity to an optimal partition. LN returns a partition with $k = 28$ communities and a modularity of $Q = 0.7139$ which has the highest AMI among all heuristics (0.971). The relative success of the Combo algorithm is in returning

a high-modularity partition with $Q = 0.7157709$, but with $k = 13$ communities and a lower AMI (0.949) compared to LN. The sub-optimal partitions from the other six algorithms have more substantial variations in Q , AMI, and k as shown by the values in the corresponding subcaptions in Figure 1.

3.2 Multiplicity of optimal partitions

While the partition which maximizes modularity is often unique, some graphs have multiple optimal partitions. For all networks considered in our analysis, we obtain all optimal partitions using the Gurobi solver by running it with a special configuration for finding all optimal partitions [16]. Figure 2 shows a protein network⁸ and its four optimal partitions. In this network, nodes represent proteins and an edge represents a binding interaction between two proteins (PDZ-domain-mediated protein-protein binding interaction) [4]. All four optimal partitions have $Q^* = 0.80267$ and $k = 29$.

For this network, the differences between optimal partitions are in the community assignments for two nodes which are shown by red arrows in Figure 2. The six pairwise AMI values for the similarity between each pair of optimal partitions are all > 0.98 confirming the high level of similarity between the optimal partitions in Figure 2.

Obtaining all optimal partitions for all 80 networks, we observed that 89% of the graphs have unique optimal partitions and the multiplicity of optimal partitions is a relatively rare event. Given the possibility of graphs having multiple optimal partitions, we calculated the AMI for the partition of each heuristic algorithm and each of the multiple optimal partitions of that graph. We then conservatively reported the maximum AMI of each heuristic for each graph to quantify the similarity between that partition and its closest optimal partition. Consequently, a low value of AMI for a the partition obtained by a heuristic algorithm indicates its dissimilarity to any optimal partition.

Our results show that the rarely observed multiple optimal partitions of a graph often have a high degree of similarity (AMI values > 0.9) because their differences are only in the community assignments of a very few nodes (as in Figure 2). Dissimilarity between multiple optimal partitions of a network is exceptional, but it has been observed in one of our 80 networks: *contiguous USA*⁹, where nodes are US states and edges indicate a land-based border between two states. The AMI of the two optimal partitions for this network is exceptionally low (0.34). Upon further investigation, we observed that one optimal partition combines five communities of the other optimal partition together. This makes the two partitions related in terms of belonging to a clustering hierarchy, while they are not similar according to an AMI definition of partition similarity.

Setting aside the exceptional cases which are possible due to the mathematical symmetries resulted from the value of γ used in Eq. (1) for defining modularity, our results show that there is usually a distinct uniqueness to an

⁸ interactome_pdz network [4] from the Netzschleuder repository

⁹ contiguous_usa network [20] from the Netzschleuder repository

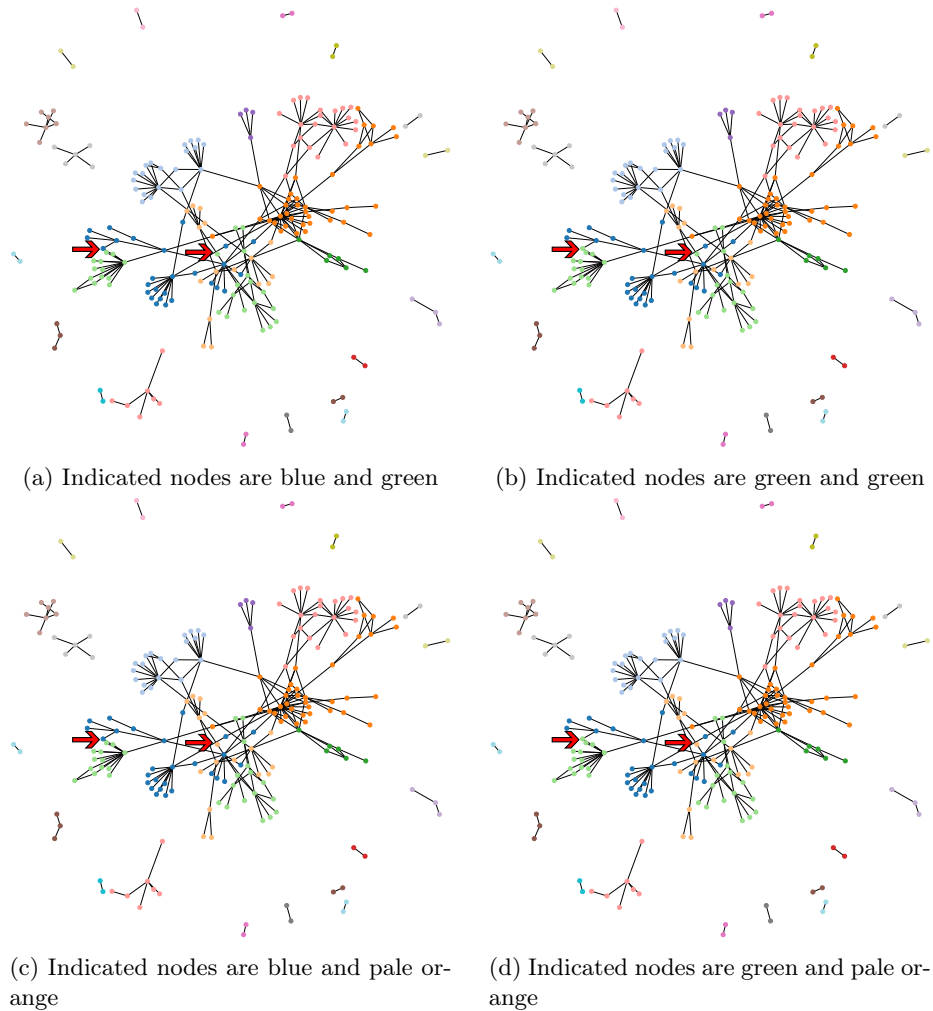


Fig. 2: A protein network and its four optimal partitions (panels a-d). The red arrows show the differences between optimal partitions. (Magnify the high-resolution figure on screen for details.)

optimal partition (or a group of similar optimal partitions) for a given network in comparison to sub-optimal partitions. This new perspective challenges the premise that maximizing modularity leads to many poorly correlated competing partitions with almost the same modularity [39]. It is failing to actually maximize modularity that may leave us with many poorly correlated competing partitions with unclear distance to maximum modularity. What are yet to be analyzed are how different sub-optimal partitions are from an optimal partition

and how often heuristic modularity maximization algorithms return sub-optimal partitions. We investigate these two questions in the next two Subsections.

3.3 Evaluating heuristic algorithms on 80 networks

For summarizing the results on all 80 networks and eight heuristics, we present four scatterplots of GOP and AMI. Figure 3 shows GOP on the y-axis and AMI on the x-axis for the combination of each network and algorithm. For each algorithm (represented by colors), there are 60 data points for the 60 real networks and 2 data points for the average of 10 Erdős-Rényi and the average of 10 Barabási-Albert graphs. The first three letters of the network names are indicated on each data point (magnify the figure on screen for details). 45-degree lines are drawn to indicate the cases where the GOP and AMI are equal. In other words, the 45-degree lines show cases where the extent of sub-optimality ($1 - \text{GOP}$) is associated with a dissimilarity ($1 - \text{AMI}$) of the same size between the sub-optimal partition and any optimal partition.

Looking at the y-axis values in Figure 3, we observe that there is a substantial variation in the values of GOP (i.e. extent of sub-optimality) returned by the eight heuristic algorithms. The Belief algorithm returns partitions associated with negative modularity values for most of the 80 instances (leading to datapoints with $\text{GOP} = 0$ concentrated at the bottom of Figure 3). The Paris algorithm returns partitions with modularity values substantially smaller than the maximum modularity. Aside from a few exceptions, all data points for Leiden and LN have the same position indicating their identical performance on most of these instances. The two algorithms CNM and EdMot seem to have higher variation in GOP (compared to the other algorithms) for these instances. Overall, the four algorithms with highest and increasing performance in returning close-to-maximum modularity values are LN, Leiden, Louvain, and Combo respectively. Despite that these instances are graphs with no more than 2812 edges, they are, according to Figure 3, challenging instances for these heuristic algorithms. Given that modularity maximization is an NP-complete problem [7], one can argue that the performance of these heuristic methods in terms of proximity to an optimal partition does not improve for larger networks.

The x-axis values in Figure 3 show the considerable dissimilarity between the sub-optimal partitions and an optimal partition for these 80 instances. Except for the Combo algorithm, a large number of the sub-optimal partitions obtained by these heuristic algorithms have AMI values smaller than 0.6. This indicates that their sub-optimal partitions are substantially different from any optimal partition. Even for data points concentrated at the top of Figure 3 which have $0.95 < \text{GOP} < 1$, we see AMI values substantially smaller than 1. Compared to other heuristics, Combo appears to consistently return partitions with large AMIs on a larger number of these 80 instances.

Focusing on the position of data points, we observe that they are mostly located above their corresponding 45-degree line. This indicates that sub-optimal partitions tend to be disproportionately dissimilar to any optimal partition. This

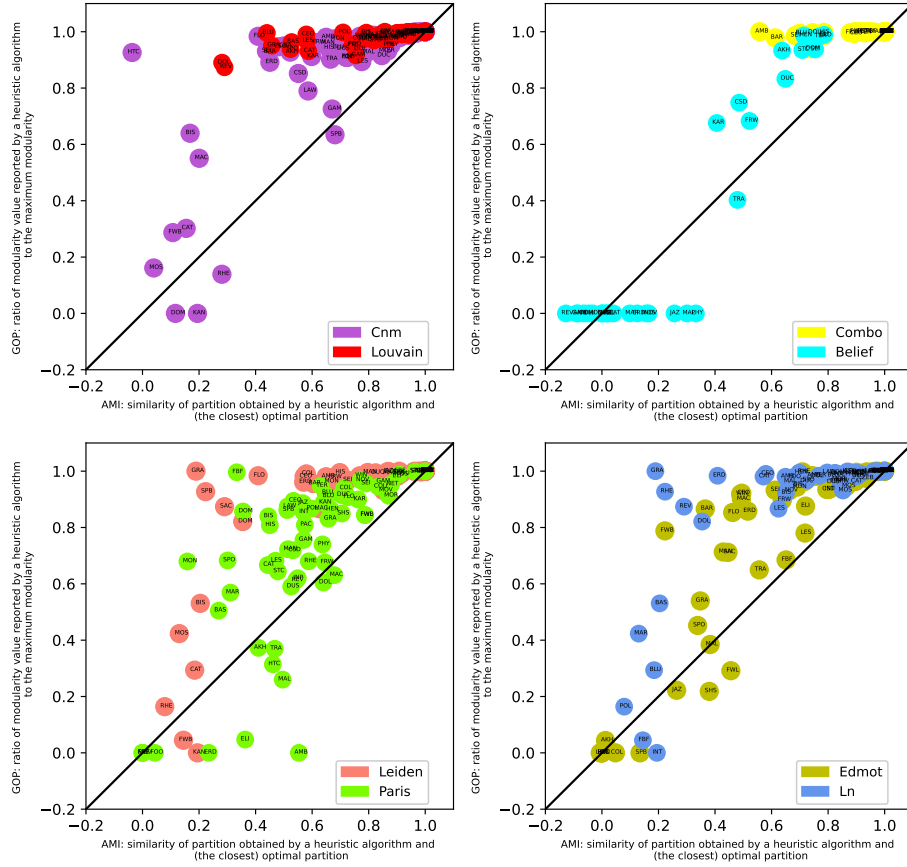


Fig. 3: Global optimality percentage and normalized adjusted mutual information measured for eight modularity maximization heuristics in comparison with (all) globally optimal partitions. (Magnify the high-resolution figure on screen for details.)

result goes against the naive viewpoint that close-to-maximum modularity partitions are also close to an optimal partition. This finding confirms previous concerns that heuristic modularity maximization algorithms have a high risk of failing to obtain relevant communities [18] and they may result in degenerate solutions of communities that could be far from the underlying community structure [15].

3.4 Success rate of heuristic algorithms in maximizing modularity

Our results on GOP for the eight heuristic algorithms allow us to answer a fundamental question about the heuristic modularity maximization algorithms:

How often each algorithm returns an optimal (a modularity-maximum) partition? We report the fraction of networks (out of 80) for which a given algorithm returns an optimal partition. Combo [35] has the highest success rate, returning an optimal partition for 55% of the networks. LN [22] and Leiden [37] maximize modularity for 26.2% of the networks considered. Louvain [5] has a success rate of 18.7%. The algorithms CNM [10], EdMot [23], Paris [6], and Belief [39] have success rates of 5%, 2.5%, 1.2%, and 0% respectively. These are arguably low success rates for what the name *modularity maximization algorithm* implies or the design philosophy of discovering network communities through maximizing a function.

Earlier from Figure 3, we observed that near-optimal partitions tend to be disproportionately dissimilar to any optimal partition. In other words, close-to-maximum modularity partitions are rarely close to any optimal partition. Taken together with the low success rates of heuristic algorithms in maximizing modularity, our results indicate a crucial mismatch between the design philosophy of modularity maximization algorithms for community detection and their performance: heuristic modularity maximization algorithms rarely return an optimal partition or a partition resembling an optimal partition.

4 Conclusions and Future Directions

We analyzed eight heuristic modularity-based algorithms for community detection. While our findings are limited to these algorithms, their usage by tens of thousands of peer-reviewed studies indicates the importance of assessing their performance. Most heuristic algorithms for modularity maximization tend to scale well for large networks [40]. They are widely used not only because of their scalability, but also because the high risk of failing to obtain relevant communities is not well understood [18]. The scalability of these heuristics come at a cost: their partitions have no guarantee of proximity to an optimal partition [15] and, as our computational analysis showed, they rarely return an optimal partition. Moreover, we showed that their sub-optimal partitions tend to be disproportionately dissimilar to any optimal partition. An emphasis on scalability is certainly valid for some applications and contexts. However, for many other applications, more attention on the quality of partitions or a trade-off between quality and running time seems more justifiable than sacrificing optimality/quality for scalability. Our findings suggest that developing an actual modularity maximization algorithm [3] is recommendable for a more methodologically sound usage of modularity in community detection. Such an algorithm can also reveal the theoretical limits [14] of maximum modularity partitions in retrieving ground-truth communities.

Understanding what modularity does and does not provide has been complicated with the under-studied sub-optimality of heuristic *modularity-inspired algorithms* and their methodological consequences. This is because previous methodological studies [21,9,8,18,30] had rarely disentangled the heuristic aspect of these algorithms from the fundamental concept of modularity. Our study is a

continuation of previous efforts [15,18] in separating the effects of sub-optimality (or the choice of using greedy approaches) from the effects of using modularity on discovering network communities.

A promising path forward seems to be using the advances in integer programming to push the computational limits of solving the IP formulation of the modularity maximization problem [7,1,11] more efficiently for moderate-sized graphs of practical size and order. This approach acknowledges that there will be a limit to the largest graph whose modularity can be maximized within a reasonable time using fixed computing resources. Heuristic modularity-inspired algorithms may also serve the network and data science practitioners better if a new paradigm brings more attention to partition optimality/quality alongside scalability. This allows researchers from computational sciences to have more accurate methods for clustering networked data, thereby improving upon widely used computational tools for understanding networked systems.

Author contributions Conceptualization (SA); data curation (SA, HC); formal analysis (SA, MM); funding acquisition (SA); investigation (SA); methodology (SA,MM); project administration (SA); resources (SA, HC, MM); software (SA, HC, MM); supervision (SA, MM); validation (SA, HC, MM); visualization (SA, MM); writing - original draft preparation (SA); writing - review & editing (SA, MM).

Acknowledgements We acknowledge Zachary P. Neal for pointing us to this problem and Santo Fortunato for the encouraging correspondence. The free and public access to community detection algorithms in the CDlib maintained by Giulio Rossetti and colleagues, and network data repositories maintained by Tiago P. Peixoto (the Netzschleuder) and by Aaron Clauset and his students (the Index of Complex Networks - ICON) has been particularly helpful in this study for which we are grateful. This study has been supported by the Data Sciences Institute at the University of Toronto.

References

1. Agarwal, G., Kempe, D.: Modularity-maximizing graph communities via mathematical programming. *The European Physical Journal B* **66**(3), 409–418 (Dec 2008). <https://doi.org/10.1140/epjb/e2008-00425-1>, <https://doi.org/10.1140/epjb/e2008-00425-1>
2. Aldecoa, R., Marín, I.: Deciphering network community structure by surprise. *PLOS ONE* **6**(9), 1–8 (09 2011). <https://doi.org/10.1371/journal.pone.0024195>
3. Aref, S., Chheda, H., Mostajabdaveh, M.: The Bayan algorithm: Detecting communities in networks through exact and approximate optimization of modularity. arXiv preprint arXiv:2209.04562 (2022)
4. Beuming, T., Skrabanek, L., Niv, M.Y., Mukherjee, P., Weinstein, H.: Pdzbase: a protein–protein interaction database for pdz-domains. *Bioinformatics* **21**(6), 827–828 (2005)

5. Blondel, V.D., Guillaume, J.L., Lambiotte, R., Lefebvre, E.: Fast unfolding of communities in large networks. *Journal of statistical mechanics: theory and experiment* **2008**(10), P10008 (2008), publisher: IOP Publishing
6. Bonald, T., Charpentier, B., Galland, A., Hollocou, A.: Hierarchical graph clustering using node pair sampling. In: *MLG 2018 - 14th International Workshop on Mining and Learning with Graphs*. London, UK (2018), <https://hal.archives-ouvertes.fr/hal-01887669>
7. Brandes, U., Delling, D., Gaertler, M., Gorke, R., Hoefer, M., Nikoloski, Z., Wagner, D.: On modularity clustering. *IEEE transactions on knowledge and data engineering* **20**(2), 172–188 (2007)
8. Chen, S., Wang, Z.Z., Tang, L., Tang, Y.N., Gao, Y.Y., Li, H.J., Xiang, J., Zhang, Y.: Global vs local modularity for network community detection. *PLOS ONE* **13**(10), 1–21 (10 2018). <https://doi.org/10.1371/journal.pone.0205284>
9. Chen, T., Singh, P., Bassler, K.E.: Network community detection using modularity density measures. *Journal of Statistical Mechanics: Theory and Experiment* **2018**(5), 053406 (may 2018). <https://doi.org/10.1088/1742-5468/aabfc8>
10. Clauset, A., Newman, M.E.J., Moore, C.: Finding community structure in very large networks. *Physical review E* **70**(6), 066111 (2004), publisher: APS
11. Dinh, T.N., Thai, M.T.: Toward optimal community detection: From trees to general weighted networks. *Internet Mathematics* **11**(3), 181–200 (2015), publisher: Taylor & Francis
12. Fortunato, S., Barthélemy, M.: Resolution limit in community detection. *Proceedings of the National Academy of Sciences* **104**(1), 36–41 (2007). <https://doi.org/10.1073/pnas.0605965104>
13. Fortunato, S., Hric, D.: Community detection in networks: A user guide. *Physics Reports* **659**, 1–44 (2016). <https://doi.org/https://doi.org/10.1016/j.physrep.2016.09.002>
14. Fortunato, S., Newman, M.E.: 20 years of network community detection. *Nature Physics* **18**, 848–850 (2022)
15. Good, B.H., De Montjoye, Y.A., Clauset, A.: Performance of modularity maximization in practical contexts. *Physical Review E* **81**(4), 046106 (2010), publisher: APS
16. Gurobi Optimization Inc.: Gurobi optimizer reference manual (2023), <http://www.gurobi.com>, url: www.gurobi.com/documentation/10.0/refman/index.html date accessed 16 Feb 2023
17. Karrer, B., Newman, M.E.J.: Stochastic blockmodels and community structure in networks. *Phys. Rev. E* **83**, 016107 (Jan 2011). <https://doi.org/10.1103/PhysRevE.83.016107>
18. Kawamoto, T., Kabashima, Y.: Counting the number of metastable states in the modularity landscape: Algorithmic detectability limit of greedy algorithms in community detection. *Physical Review E* **99**(1), 010301 (2019)
19. Kernighan, B.W., Lin, S.: An efficient heuristic procedure for partitioning graphs. *The Bell system technical journal* **49**(2), 291–307 (1970)
20. Knuth, D.E.: *The Stanford GraphBase: a platform for combinatorial computing*, vol. 1. ACM Press New York (1993)
21. Lancichinetti, A., Fortunato, S.: Limits of modularity maximization in community detection. *Physical Review E* **84**(6), 066122 (Dec 2011). <https://doi.org/10.1103/PhysRevE.84.066122>, publisher: American Physical Society
22. Leicht, E.A., Newman, M.E.J.: Community structure in directed networks. *Physical Review Letters* **100**(11), 118703 (Mar 2008). <https://doi.org/10.1103/PhysRevLett.100.118703>, publisher: American Physical Society

23. Li, P.Z., Huang, L., Wang, C.D., Lai, J.H.: Edmot: An edge enhancement approach for motif-aware community detection. In: Proceedings of the 25th ACM SIGKDD international conference on knowledge discovery & data mining. pp. 479–487 (2019)
24. Liu, X., Yang, B., Chen, H., Musial, K., Chen, H., Li, Y., Zuo, W.: A scalable redefined stochastic blockmodel. *ACM Transactions on Knowledge Discovery from Data (TKDD)* **15**(3), 1–28 (2021)
25. Maier, B.F., Brockmann, D.: Cover time for random walks on arbitrary complex networks. *Physical Review E* **96**(4), 042307 (2017)
26. Marchese, E., Caldarelli, G., Squartini, T.: Detecting mesoscale structures by surprise. *Communications Physics* **5**(1), 1–16 (2022)
27. Newman, M.E.J.: Modularity and community structure in networks. *Proceedings of the National Academy of Sciences* **103**(23), 8577–8582 (Jun 2006). <https://doi.org/10.1073/pnas.0601602103>, publisher: National Academy of Sciences Section: Physical Sciences
28. Newman, M.E.J.: Equivalence between modularity optimization and maximum likelihood methods for community detection. *Physical Review E* **94**(5), 052315 (Nov 2016). <https://doi.org/10.1103/PhysRevE.94.052315>, publisher: American Physical Society
29. Peixoto, T.P.: Efficient monte carlo and greedy heuristic for the inference of stochastic block models. *Physical Review E* **89**(1), 012804 (2014)
30. Peixoto, T.P.: *Descriptive vs. Inferential Community Detection in Networks: Pitfalls, Myths and Half-Truths. Elements in the Structure and Dynamics of Complex Networks*, Cambridge University Press (2023)
31. Rossetti, G., Milli, L., Cazabet, R.: Cdlib: a Python library to extract, compare and evaluate communities from complex networks. *Applied Network Science* **4**(1), 1–26 (2019)
32. Rosvall, M., Bergstrom, C.T.: An information-theoretic framework for resolving community structure in complex networks. *Proceedings of the National Academy of Sciences* **104**(18), 7327–7331 (2007). <https://doi.org/10.1073/pnas.0611034104>
33. Rosvall, M., Bergstrom, C.T.: Maps of random walks on complex networks reveal community structure. *Proceedings of the National Academy of Sciences* **105**(4), 1118–1123 (2008). <https://doi.org/10.1073/pnas.0706851105>
34. Serrano, B., Vidal, T.: *Community detection in the stochastic block model by mixed integer programming* (2021)
35. Sobolevsky, S., Campari, R., Belyi, A., Ratti, C.: General optimization technique for high-quality community detection in complex networks. *Physical Review E* **90**(1), 012811 (2014)
36. Traag, V.A., Aldecoa, R., Delvenne, J.C.: Detecting communities using asymptotical surprise. *Phys. Rev. E* **92**, 022816 (Aug 2015). <https://doi.org/10.1103/PhysRevE.92.022816>
37. Traag, V.A., Waltman, L., van Eck, N.J.: From Louvain to Leiden: guaranteeing well-connected communities. *Scientific Reports* **9**(1) (2019). <https://doi.org/10.1038/s41598-019-41695-z>
38. Vinh, N.X., Epps, J., Bailey, J.: Information theoretic measures for clusterings comparison: Variants, properties, normalization and correction for chance. *Journal of Machine Learning Research* **11**(95), 2837–2854 (2010), <http://jmlr.org/papers/v11/vinh10a.html>
39. Zhang, P., Moore, C.: Scalable detection of statistically significant communities and hierarchies, using message passing for modularity. *Proceedings of the National Academy of Sciences* **111**(51), 18144–18149 (2014)

40. Zhao, X., Liang, J., Wang, J.: A community detection algorithm based on graph compression for large-scale social networks. *Information Sciences* **551**, 358–372 (2021)

Appendix

The data on 60 real networks used in this study are publicly available from the network repository Netzschleuder with the 60 names below.

dom, packet_delays, sa_companies, ambassador, florentine_families, rhesus_monkey, kangaroo, internet_top_pop, high_tech_company, movie-galaxies, november17, moreno_taro, sp_baboons, bison, dutch_school, zebras, cattle, moreno_sheep, 7th_graders, college_freshmen, hens, freshmen, karate, dutch_criticism, montreal, ceo_club, windsurfers, elite, macaque_neural, sp_kenyan_households, contiguous_usa, cs_department, dolphins, macaques, terrorists_911, train_terrorists, highschool, law_firm, baseball, blume-nau_drug, lesmis, fresh_webs, sp_office, swingers, polbooks, game_thrones, football, football_tsevas, sp_high_school_new, foodweb_baywet, revolution, foodweb_little_rock, student_cooperation, jazz_collab, interactome_pdz, physician_trust, malaria_genes, marvel_partnerships, facebook_friends, netscience

For more information on each network and the reference to the original sources or publications associated with each network, one may check the Netzschleuder website by adding the network name at the end of this incomplete url: <https://networks.skewed.de/net/>. For example, https://networks.skewed.de/net/malaria_genes provides additional information and references for the *malaria_genes* network. In cases of multiple network datasets existing with the same name in Netzschleuder, we have used the first network dataset (e.g. we have used the *HVR_1* network from https://networks.skewed.de/net/malaria_genes).