

DOUBLE DYNAMIC SPARSE TRAINING FOR GANS

Yite Wang^{1†}, Jing Wu^{1†}, Naira Hovakimyan¹, Ruoyu Sun^{2,3*}

¹University of Illinois at Urbana-Champaign, US

²Shenzhen International Center for Industrial and Applied Mathematics,
Shenzhen Research Institute of Big Data

³School of Data Science, The Chinese University of Hong Kong, Shenzhen, China

{yitew2, jingwu6, nhovakim}@illinois.edu, sunruoyu@cuhk.edu.cn

ABSTRACT

The past decade has witnessed a drastic increase in modern deep neural networks (DNNs) size, especially for generative adversarial networks (GANs). Since GANs usually suffer from high computational complexity, researchers have shown an increased interest in applying pruning methods to reduce the training and inference costs of GANs. Among different pruning methods invented for supervised learning, dynamic sparse training (DST) has gained increasing attention recently as it enjoys excellent training efficiency with comparable performance to post-hoc pruning. Hence, applying DST on GANs, where we train a sparse GAN with a fixed parameter count throughout training, seems to be a good candidate for reducing GAN training costs. However, a few challenges, including the degrading training instability, emerge due to the adversarial nature of GANs. Hence, we introduce a quantity called balance ratio (BR) to quantify the balance of the generator and the discriminator. We conduct a series of experiments to show the importance of BR in understanding sparse GAN training. Building upon single dynamic sparse training (SDST), where only the generator is adjusted during training, we propose double dynamic sparse training (DDST) to control the BR during GAN training. Empirically, DDST automatically determines the density of the discriminator and greatly boosts the performance of sparse GANs on multiple datasets.

1 INTRODUCTION

In the past decade, the training and inference costs of modern deep neural networks (DNNs) are gradually becoming prohibitive (He et al., 2016; Dosovitskiy et al., 2020; Liu et al., 2021d), especially for large language models (Brown et al., 2020). Among all these large models, generative adversarial networks (GANs) (Goodfellow et al., 2020) have been widely investigated for years and achieved remarkable results. However, similar to other giant models, GANs are notably computationally intensive. For example, BigGAN (Brock et al., 2018) trained on 8 NVIDIA V100 GPUs with full precision will take 15 days. Consequently, to train GANs in broader resource-constrained scenarios, this computational bottleneck of training needs to be resolved urgently.

Neural network pruning has recently emerged as a powerful tool to reduce training and inference costs of DNNs for supervised learning. There are mainly three genres of pruning methods, namely pruning-at-initialization, pruning-during-training, and post-hoc pruning methods. Post-hoc pruning (Janowsky, 1989; LeCun et al., 1989; Han et al., 2015) can date back to the 1980s, which was first introduced for reducing inference time and memory requirements; hence does not align with our purpose of efficient training. Later, pruning-at-initialization (Lee et al., 2018; Wang et al., 2020a; Tanaka et al., 2020) and pruning-during-training methods (Louizos et al., 2017; Wen et al., 2016) were introduced to prune the networks before training and throughout the training, respectively. Most early pruning-during-training algorithms (Savarese et al., 2020) gradually decrease the density of the neural networks and hence do not bring much training efficiency compared to post-hoc pruning. However, recent advances in dynamic sparse training (DST) (Evci et al., 2020; Liu et al., 2021a;b;c; Mocanu et al., 2018) for the first time show that pruning-during-training methods

*Corresponding author.

[†]Equal contribution.

can have comparable training FLOPs as pruning-at-initialization methods while having competing performance with respect to post-hoc pruning. Therefore, applying DST on GANs seems to be a promising choice.

Although DST has attained remarkable achievements in supervised learning, the application of DST on GANs is less explored due to newly emerged challenges. The main difficulty stems from the fact that the training procedure of GANs is notoriously brittle. To ensure successful training, we usually need carefully chosen architectures and finely-tuned hyper-parameters. One possible cause is the difficulty of balancing the generator and the discriminator throughout training (Bai et al., 2018; Arora et al., 2017). Specifically, an overly-strong discriminator will lead to overfitting, while a weak discriminator will result in mode collapse. As a consequence, the requirement of balanced training brings even more challenges to sparse GAN training. On the one hand, we find that performance degradation caused by the unbalance of GANs is even more severe when sparsity is introduced. On the other hand, for directly applying DST to the generator (or both) like the pioneering work STU-GAN (Liu et al., 2022), it is unclear how to determine a reasonable density of the discriminator. To this end, we propose a metric called balance ratio (BR), which measures the degree of balance of the two components, to study sparse GAN training.

We find that BR is useful in (1) understanding the interaction between the discriminator and the generator, (2) identifying the cause of training failure, and (3) helping stabilize sparse GAN training as an indicator. To our best knowledge, this is the first study to investigate the balance of sparse GANs and may even provide new insights into dense GAN training.

Using BR as an indicator, we further propose double dynamic sparse training (DDST) to adjust the density and the connections of the discriminator automatically during training.

Our contributions are summarized below:

- We introduce a quantity named balance ratio to quantify the degree of balance in GAN training, which also helps understand the cause of some training failure cases.
- We first consider single dynamic sparse training (SDST), which is a generalization of STU-GAN (Liu et al., 2022): applying DST to only the generator with varying discriminator density ratios. We show that SDST does not necessarily outperform the static sparse training baselines.
- We provide two strategies to determine the discriminator density for SDST, and we find that using a relatively larger density usually generates stable and better performance.
- Using the balance ratio as an indicator, we propose double dynamic sparse training (DDST), which makes the discriminator dynamic both in density level and parameter level. Empirically, DDST outperforms baselines with reasonable computational cost on several datasets.

2 RELATED WORKS

2.1 NEURAL NETWORK PRUNING

Based on the smallest granularity of pruned units, neural network pruning can be categorized into structured (Liu et al., 2017; 2018; Huang & Wang, 2018; Luo et al., 2017) and unstructured pruning (Frankle & Carbin, 2018; Han et al., 2015). In this work, we mainly focus on unstructured pruning where individual weight is the finest resolution.

Post-hoc pruning. Post-hoc pruning prunes weights of a fully-trained neural network, and they usually have high computation cost due to the multiple rounds of train-prune-retrain procedure (Han et al., 2015; Renda et al., 2020). Some use specific criteria (Han et al., 2015; LeCun et al., 1989; Hassibi et al., 1993; Molchanov et al., 2019; Dai et al., 2018; Guo et al., 2016; Dong et al., 2017; Yu et al., 2018) to remove weights, while others perform extra optimization iterations (Verma & Pesquet, 2021). Post-hoc pruning was initially proposed to reduce the inference time, while later work on lottery ticket works (Frankle & Carbin, 2018; Renda et al., 2020) aimed to mine trainable sub-networks.

Pruning-at-initialization methods. SNIP (Lee et al., 2018) is one of the pioneering works which aim to find trainable sub-networks without any training. Some following works (Wang et al., 2020a;

Tanaka et al., 2020; de Jorge et al., 2020; Alizadeh et al., 2022) aim to propose different metrics to prune networks at initialization. Among them, Synflow (Tanaka et al., 2020), SPP (Lee et al., 2019), and FORCE (de Jorge et al., 2020) try to address the problem of layer collapse during pruning. Neural tangent transfer (Liu & Zenke, 2020) learns a sub-network by aligning the empirical neural tangent kernel and network output to the dense counterpart.

Pruning-during-training methods. Another genre of pruning algorithms gradually prunes dense DNNs throughout training. To mitigate performance drop after pruning, early works add explicit ℓ_0 (Louizos et al., 2017) or ℓ_1 (Wen et al., 2016) regularization terms to encourage sparse solution. Later works learn the subnetworks structures through projected gradient descent (Zhou et al., 2021) or trainable masks (Kang & Han, 2020; Kusupati et al., 2020; Liu et al., 2020; Savarese et al., 2020; Srinivas et al., 2017; Xiao et al., 2019). However, these pruning-during-training methods often do not enjoy memory sparsity during training. As a remedy, DST methods (Bellec et al., 2017; Dettmers & Zettlemoyer, 2019; Evci et al., 2020; Liu et al., 2021a;b;c; Mocanu et al., 2018; Mostafa & Wang, 2019; Graesser et al., 2022) were introduced to train the neural networks under a given parameter budget while mask change is allowed during training.

2.2 GENERATIVE ADVERSARIAL NETWORKS

Generative adversarial networks (GANs). GANs (Goodfellow et al., 2020) have drawn considerable attention and have been widely investigated for years. Various architectures have been proposed to enhance the capability of GANs. Deep convolutional GANs (Radford et al., 2015) replace fully-connected layers in the generator and the discriminator. After that, follow-up works (Brock et al., 2018; Gulrajani et al., 2017; Karras et al., 2017; Zhang et al., 2019) employed more advanced methods to improve the fidelity of generated samples. Due to the difficulty of finding Nash Equilibrium, training of GAN is highly unstable. Therefore, several novel loss functions (Mao et al., 2017; Arjovsky et al., 2017; Salimans et al., 2016; Gulrajani et al., 2017; Sun et al., 2020), normalization and regularization methods (Miyato et al., 2018; Wu et al., 2021; Terjék, 2019) were proposed to stabilize the adversarial training. Besides the efforts devoted to the training of GAN, image-to-image translation is also extensively explored. Specifically, this direction includes semantic image synthesis (Zhu et al., 2017b), style transfer (Karras et al., 2020b; Choi et al., 2018; Zhu et al., 2017a), super resolution (Ledig et al., 2017; Wang et al., 2018) etc.

GAN compression and pruning. Like other deep neural networks, the training and inference process of GANs requires massive resource consumption and memory. One of the promising ways is based on neural architecture search and distillation algorithm (Li et al., 2020; Fu et al., 2020; Hou et al., 2021). Another part of the work applied prune-based methods for GANs’ generator compression (Shu et al., 2019; Jin et al., 2021; Yu & Pool, 2020). Yet, they only focus on the pruning of generators, thus potentially posing a negative influence on Nash Equilibrium between generators and discriminators. Later, works by (Wang et al., 2020b) presented a unified framework by combining the methods mentioned above. Follow-up work by Li et al. (2021) compresses both components of GANs by letting the student GANs also learn the losses. Another line of work (Kalibhat et al., 2021; Chen et al., 2021) tries to test the existence of lottery tickets in GAN. However, most mentioned methods are not prepared for training efficiency and require over-parameterized GAN models in advance. Directly training sparse GANs has been less explored so far. To the best of our knowledge, STU-GAN Liu et al. (2022) is the only work that tries to apply DST to GANs.

3 BALANCE RATIO: QUANTIFYING THE BALANCE OF SPARSE GANs

3.1 PRELIMINARY AND SETUPS

Generative adversarial networks (GANs) have two fundamental components, a generator $G(\cdot; \theta_G)$ and a discriminator $D(\cdot; \theta_D)$. Specifically, the generator maps a sampled noise z from a multivariate normal distribution $p(z)$ into a fake image to cheat the discriminator, whereas the discriminator distinguishes the generator’s output and the real images x_r from the distribution $q(x)$. Formally, the optimization objective of the two-player game defined in JS-GAN (Goodfellow et al., 2020) is defined as follows:

$$\mathcal{L}(\theta_D, \theta_G) = \mathbb{E}_{x_r \sim q(x)} [\log(D(x_r; \theta_D))] + \mathbb{E}_{z \sim p(z)} [\log(1 - D(G(z; \theta_G)))] . \quad (1)$$

To be more specific, different loss can be used, including Wasserstein loss (Gulrajani et al., 2017) and hinge loss (Miyato et al., 2018). In this work, we use hinge loss for all GANs.

GAN sparse training. In this work, we are interested in sparse training for GANs. Specifically, the objective of sparse GAN training can be formulated as:

$$\begin{aligned} & \min_{\theta_G} \max_{\theta_D} \mathcal{L}(\theta_D \odot \mathbf{m}_D, \theta_G \odot \mathbf{m}_G) \\ \text{s.t. } & \mathbf{m}_D \in \{0, 1\}^{p_D}, \quad \mathbf{m}_G \in \{0, 1\}^{p_G}, \quad \|\mathbf{m}_D\|_0/p_D \leq d_D, \quad \|\mathbf{m}_G\|_0/p_G \leq d_G, \end{aligned} \quad (2)$$

where \odot is the Hadamard product; θ_D , \mathbf{m}_D , p_D , d_D are the sparse solution, mask, number of parameters, and target density for the discriminator, respectively. The corresponding variables for the generator are denoted with subscript G . For pruning-at-initialization methods, masks \mathbf{m} are determined before training whereas \mathbf{m} are dynamically adjusted for dynamic sparse training (DST) methods.

3.2 BALANCE OF GAN DURING TRAINING

As discussed in Section 1, it is essential to maintain the balance of generator and discriminator during GAN training. As pointed out by Bai et al. (2018) and Arora et al. (2017), discriminators that are too strong lead to over-fitting, whereas weak discriminators are unable to detect mode collapse. When it comes to sparse GAN training, the consequences caused by the unbalance can be further amplified. Specifically, different from dense GAN training, densities of generators and discriminators can be varied significantly, leading to a more unbalanced worst-case scenario.

To support our claim, we conduct experiments with SNGAN (Miyato et al., 2018) on the CIFAR-10 dataset. Following Liu et al. (2022), we start with **static sparse training** where densities of generators and discriminators are chosen from $\{10\%, 20\%, 30\%, 50\%, 100\%\}$. Layer-wise sparsity ratio and masks \mathbf{m}_G , \mathbf{m}_D are determined using *Erdős-Rényi-Kernel* (ERK) graph topology (Evcı et al., 2020) and are fixed throughout the training. More experiment details can be found at Appendix A.

Experiment results. Results are reported in Figure 2. First three plots in Figure 2 show the results when varying density of discriminator d_D for weak generators ($d_G \in \{10\%, 20\%, 30\%\}$). We observe FID first decreases then increases. Specifically, neither overly-weak discriminators nor overly-strong discriminators can provide satisfactory performance. Similarly, for stronger generators ($d_G \in \{50\%, 100\%\}$), only the dense discriminator with $d_G = 100\%$ is not too weak to have satisfactory FID result. Hence, to ensure a balanced training of GAN, it is crucial to find the suitable sparsity ratio for the discriminator.

3.3 BALANCE RATIO

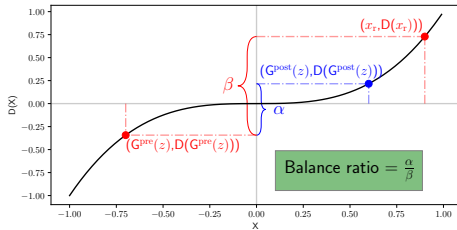


Figure 1: Illustration of balance ratio.

At each training iteration, we draw random noise \mathbf{z} from a multivariate normal distribution and real images \mathbf{x}_r from the training set. We denote the discriminator after gradient descent update as $D(\cdot; \theta_D)$. We denote generator before and after gradient descent training as $G^{\text{pre}}(\cdot; \theta_G)$ and $G^{\text{post}}(\cdot; \theta'_G)$, respectively. Then the balance ratio is defined as:

$$\text{BR} = \frac{D(G^{\text{post}}(\mathbf{z})) - D(G^{\text{pre}}(\mathbf{z}))}{D(\mathbf{x}_r) - D(G^{\text{pre}}(\mathbf{z}))} = \frac{\alpha}{\beta}. \quad (3)$$

Figure 1 also provides an illustration of BR. Specifically, BR measures how much improvement the generator can achieve in the scale measured by the discriminator for a specific random noise \mathbf{z} . When BR is small (e.g., $\text{BR} < 30\%$), it means that the updated generator is too weak to trick the

The observation in Section 3.2 raises a fundamental question: *is there a way to quantify the degree of balance between the generator and the discriminator?* To answer the question, we introduce balance ratio (BR), which is, to the best of our knowledge, the first quantity that measures the balance of sparse generators and discriminators.

At each training iteration, we draw random noise \mathbf{z} from a multivariate normal distribution

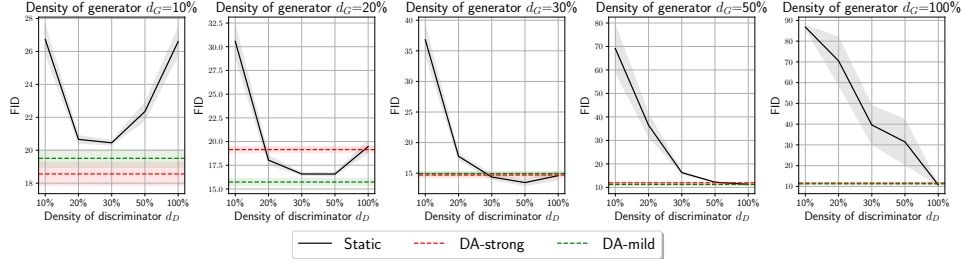


Figure 2: FID (\downarrow) of **static** sparsely trained SNGAN with and without DA on CIFAR-10 with different sparsity ratio combinations. The shaded areas denote the standard deviation.

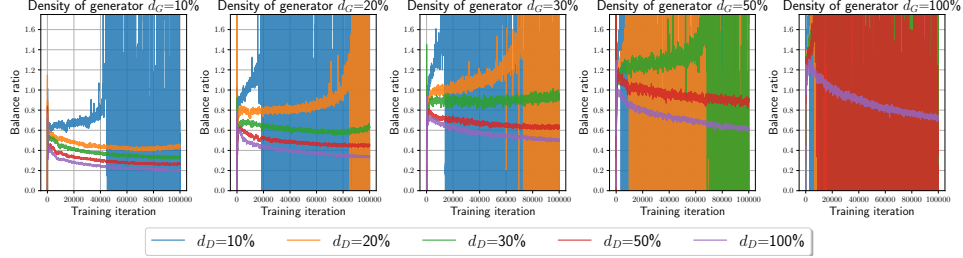


Figure 3: Balance ratio of **static** sparsely trained SNGAN on CIFAR-10 with different sparsity ratio combinations.

discriminator as the generated images are still considered fake. Similarly, for the case where BR is large (e.g., $BR > 80\%$), the discriminator is considered too weak hence it will not provide useful information to the generator.

We now visualize the BR evolution throughout the training for the experiments in Section 3.2. The results are shown in Figure 3.

The effectiveness of BR. We first check if BR can reflect the density increase (hence representation power increase) of the discriminator. In Figure 3 we can see that for larger discriminator density d_D , the BR is much lower throughout the training. Furthermore, the best density as indicated by Figure 2 has overall BR in the range $[0.3, 0.7]$.

Overly weak discriminators lead to training failure. For the cases where the discriminators are too weak compared to the generators, e.g., all cases where $d_D = 10\%$, we are able to observe the strongly oscillatory behavior of BR. More precisely, BR starts to oscillate after it reaches a value that is higher than 1.0. During the experiments, we also empirically observe that the FID gradually increases after such a turning point. As also shown in Figure 2, FID of overly-strong discriminators (e.g., $d_D = 100\%$) are lower than overly-weak discriminators (e.g., $d_D = 10\%$). The such phenomenon seems to imply that performance degradation caused by overly-strong discriminators is better than failure caused by overly-weak discriminators.

3.4 DYNAMIC DENSITY ADJUSTMENT OF THE DISCRIMINATORS

We have shown in Section 3.3 that BR is able to capture the degree of balance of the generators and discriminators. Hence, it is natural to leverage BR to dynamically adjust the density of discriminators during sparse GAN training. Specifically, we initialize the initial density of the discriminator $d_D^{\text{init}} = d_G$. After a specific training iteration interval ΔT_D , we will adjust the density of the discriminator based on the time-averaged BR over last a few iterations with a pre-defined density increment Δd . With a pre-defined BR bounds $[B_-, B_+]$, we decrease d_D by Δd when BR is smaller than B_- , and vice versa. Notice that the DA algorithm is in spirit very similar to StyleGAN2-ADA (Karras et al., 2020a) which adjusts augmentation probability with ADA. Out of simplicity, we increase the density by growing the connections with the largest gradient magnitude (Evci et al., 2020). Global magnitude pruning is used to drop connections so as to decrease the density. The algorithm is shown in Appendix C Algorithm 1.

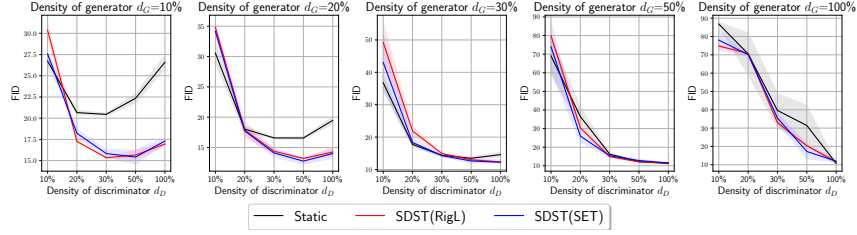


Figure 4: FID (\downarrow) comparison of SDST against static sparse training for SNGAN on CIFAR-10 with different sparsity ratio combinations. The shaded areas denote the standard deviation.

We test our proposed methods **dynamic density adjust (DA)** with two target BR intervals, namely **DA-strong** ($[B_-, B_+] = [0.3, 0.4]$), **DA-mild** ($[B_-, B_+] = [0.45, 0.55]$). **DA-strong** tends to find a relatively stronger discriminator, which results in a lower BR throughout the training, whereas **DA-mild** tends to make the discriminator and the generator relatively balanced, i.e., $BR \approx 0.5$.

Experiment results. Results are shown in Figure 2 with dashed lines. For stronger generators ($d_G \in \{30\%, 50\%, 100\%\}$), both **DA-strong** and **DA-mild** are able to identify reasonable discriminator densities. While for weak generators ($d_G \in \{10\%, 20\%\}$), **DA-mild** shows a more stable performance. The experiments show the significant benefits brought by BR. Furthermore, they again support our claims that neither overly-strong nor weak discriminators can lead to balanced and successful GAN training.

4 IS ONLY ADJUSTING THE GENERATOR ENOUGH FOR SPARSE GANS?

In this section, we are going to test DST on GANs. We first test SDST, a direct application of DST method on GAN where only the generator dynamically adjusts masks during the training. We do not consider naively applying DST on both generators and discriminators, as in STU-GAN (Liu et al., 2022), it is empirically shown that adjusting both components simultaneously generates worse performance with more severe training instability. We name such method **single dynamic sparse training (SDST)** as only one component of the GAN, i.e., the generator, is dynamic. Hence, STU-GAN is a special case for SDST, which grows connections based on gradients.¹

We follow the same setting considered in Section 3.2 where the densities of the generators d_G and discriminators d_D are chosen from $\{10\%, 20\%, 30\%, 50\%, 100\%\}$. Detailed DST procedure and corresponding hyper-parameters can be found in Appendix B.

Experiment results. We show the experiment results in Figure 4. The first observation is that the performance of \bullet RigL and \bullet SET does not vary much in general. The second observation is that SDST is better than static sparse training when the discriminator is strong enough. More specifically, for $d_G \in \{10\%, 20\%\}$, SDST method is worse than static sparse training when the density of the discriminator is weak ($d_D = 10\%$). On the contrary, when the discriminator is strong enough, $d_D \in \{20\%, 30\%, 50\%, 100\%\}$, we see a great performance boost brought by SDST. The reason is that the in-time over-parameterization induced by DST increases the representation power of the generator. Such a boost is beneficial only when the discriminator has matching or better representation power.

Despite the superior performance of STU-GAN (or SDST in general) at higher density ratios, there exist some limitations for SDST, which are summarized as follows:

- ❶ When using SDST, d_D is manually chosen before training. However, it is unclear what is a good choice. In real-world scenarios, it is not practical to search for the optimal d_D for each d_G .
- ❷ The issue of GAN unbalance is unresolved during training since the density of the discriminator is fixed. As shown in Figure 4, the best performance is not always obtained with the maximum $d_D = 100\%$. If we are using an overly-strong discriminator, we are wasting extra computational cost for a worse performance.

¹Notice that STU-GAN is almost identical to \bullet SDST (RigL) with EMA tailored for DST.

Table 1: FID (\downarrow) of different sparse training methods on CIFAR-10 and STL-10 datasets with no constraint on the density of the discriminator. Best results are in **bold**; second-best results are underlined.

	CIFAR-10				STL-10			
Generator density	10 %	20 %	30 %	50 %	10 %	20 %	30 %	50 %
(Dense Baseline)	10.74				29.71			
Static-Balance	26.73	18.04	14.38	12.22	50.08	44.19	43.96	37.21
Static-Strong	26.60	19.47	14.60	11.28	52.03	44.04	42.53	38.33
♦ DST-balance (SET)	32.02	18.54	14.74	13.23	49.91	33.71	32.92	31.75
• DST-balance (RigL)	24.56	15.53	13.62	12.51	66.90	50.34	44.57	32.63
♦ SDST-Balance (SET)	27.80	18.13	14.15	12.32	63.57	49.05	43.74	31.29
♦ SDST-Strong (SET)	17.04	14.58	12.29	11.47	78.34	54.31	41.77	32.32
• SDST-Balance (RigL)	30.38	17.89	14.95	12.09	46.17	38.12	31.88	31.30
• SDST-Strong (RigL)	16.95	14.26	12.36	11.47	48.04	34.24	32.67	30.40
♦ R-DDST (SET)	13.58	<u>12.54</u>	<u>11.71</u>	10.97	63.59	56.15	45.48	31.71
• R-DDST (RigL)	<u>13.77</u>	12.33	11.46	<u>11.18</u>	42.72	33.12	<u>32.44</u>	<u>30.88</u>

Table 2: FID (\downarrow) and normalized training FLOPs of different sparse training methods with BigGAN on CIFAR-10 dataset. Best results are in **bold**; second-best results are underlined.

	FID (\downarrow)				Normalized training FLOPs			
Generator density	10 %	20 %	30 %	50 %	10 %	20 %	30 %	50 %
(Dense Baseline)	8.43				6.80×10^{17} (100%)			
Static-Balance	17.46	13.13	10.90	8.54	9.78%	19.04%	28.68%	49.12%
Static-Strong	22.96	13.54	11.54	9.02	83.90%	84.93%	86.32%	90.15%
• SDST-Balance (RigL)	11.98	9.58	8.96	7.92	9.91%	19.41%	28.90%	48.38%
• SDST-Strong (RigL)	<u>10.79</u>	<u>9.30</u>	<u>8.82</u>	8.30	84.04%	85.22%	86.54%	89.56%
• R-DDST (RigL)	9.58	8.77	8.11	<u>8.17</u>	9.77%	24.85%	40.00%	77.13%

Hence, STU-GAN (or SDST in general), which directly applies DST to the generator, may only be useful when the corresponding discriminator is strong enough. In this sense, to deal with more complicated scenarios, obtaining balanced training in an automatic way is essential in GAN dynamic sparse training.

5 DOUBLE DYNAMIC SPARSE TRAINING FOR GANS

STU-GAN (or SDST in general) considered in the last section cannot generate stable and satisfying performance. This implies that we should utilize the discriminator in a better way rather than just directly applying DST to the discriminator. Consequently, DA (Section 3.4), which adjusts the discriminator density to stabilize GAN training, is a favorable candidate to address the issue. We name the proposed method **double dynamic sparse training (DDST)**, which adjusts the density of the discriminator during training with BR as the indicator while the generator performs DST. We propose two DDST methods, namely R-DDST and S-DDST based on whether we give constraints on the maximum density of the discriminator. We present them in Section 5.1 and Section 5.2. We use the word **double** for the following two reasons: ① both the generators and the discriminators are dynamic (both R-DDST and S-DDST); ② the discriminator enjoys two levels of dynamic flexibility, namely density level and parameter level (S-DDST). Such a method has much more flexibility and generates more stable performance compared to SDST.

5.1 RELAXED DOUBLE DYNAMIC SPARSE TRAINING

We first investigate the direct combination of SDST with DA. Specifically, the generator is adjusted using SDST as mentioned in Section 4 while the density of the generator is dynamically adjusted with DA as mentioned in Section 3.4. We call such a combination **relaxed double dynamic sparse training (R-DDST)** as it does not necessarily introduce sparsity to the discriminator, and the density of the discriminator can be as high as 100% (hence dense discriminator). For a fair comparison, baseline methods can use the discriminator with arbitrary sparsity ratio, i.e., $d_D \in [d_{\min}, d_{\max}] = [0\%, 100\%]$.

Comparison to STU-GAN (SDST). Compared to STU-GAN (or SDST in general) which pre-defines the discriminator density before training, the difference is that for R-DDST, the density of the discriminator is adjusted during the training process automatically through DA. Given the initial discriminator density $d_D^{\text{int}} = d_G$, R-DDST automatically increases the discriminator density if a stronger discriminator is needed, and vice versa.

Datasets, architectures, and target sparsity ratios. We first conduct experiments on SNGAN with ResNet architectures on CIFAR-10 (Krizhevsky et al., 2009) and STL-10 (Coates et al., 2011) datasets. Target density ratios of the generators d_G are chosen from $\{10\%, 20\%, 30\%, 50\%\}$. Please see Appendix A for more experiment details.

Baseline methods and R-DDST. We use `static` (Section 3.2) and SDST (Section 4) as our baselines. Since these baselines use pre-defined discriminator density ratios, we propose two strategies to define the discriminator density ratios based on the results from Section 3.2 and Section 4: ① balance strategy, where we set the density of the discriminator d_D the same as the density of the generator d_G ; ② strong strategy, where we set the density of the discriminator as large as possible, i.e., $d_D = d_{\text{max}}$. In this section, we use $d_{\text{max}} = 100\%$ for the strong strategy. For SDST methods, we test both grow methods, i.e., ♦ SDST (SET) (Mocanu et al., 2018) which grows connections randomly and ● SDST (RigL) (Evci et al., 2020) which grows connections via gradient.

Similar to SDST, we again consider ♦ R-DDST (SET) and ● R-DDST (RigL) which differ based on how R-DDST grows connections. One thing to notice is that we use the same growth criterion for the generator and the discriminator out of simplicity. More training details can be found in Appendix B. FID results on the training set are shown in Table 1. More results of SNGAN on CIFAR-10 test set can be found in Appendix E. Training costs comparison can be found in Appendix G.

The strong strategy and the balance strategy. For almost all density ratios of SNGAN (CIFAR-10) experiments, using the strong strategy is always comparable to or better than the balance strategy. The difference between the two is almost negligible when applied to `static` methods. However, for SDST methods, using stronger discriminators always leads to a large performance gain.

For SNGAN on the STL-10 dataset, the advantage of the strong strategy over the balance strategy is no longer obvious. Precisely, for 3 out of 8 cases, using the strong strategy is better than using the balance strategy. The explanation is that the size difference between generators and discriminators is larger for STL-10. Hence, the degree of unbalance is more severe and leads to more detrimental effects.

R-DDST identifies reasonable discriminator density. For the CIFAR-10 dataset, we find that R-DDST consistently performs better than the corresponding baselines with the same grow methods. This illustrates that R-DDST is flexible and able to find suitable discriminator density compared to the two baseline strategies, i.e., the strong and the balance strategy.

For the STL-10 dataset, ● R-DDST (RigL) performs consistently better than ♦ R-DDST (SET) and baselines, whereas ♦ R-DDST (SET) is not competitive any more. We postulate that under such a setting where the dataset scales up and the training is more difficult, gradient growth not only identifies important connections of the generator but also provides efficient representation power growth of the discriminator to balance the growth of the generator. Please also see Appendix D for the time evolution of BR and the discriminator density during training for R-DDST methods.

Larger GAN model experiments. We have also conducted experiments with BigGAN (Brock et al., 2018) on CIFAR-10 datasets. Based on the SNGAN results, we compare all ● RigL variants with `static` baselines. FID and normalized training FLOPs with respect to dense training are shown in Table 2. The results show that ● R-DDST shows stable performance and outperforms other baselines most of the time. Moreover, compared to the second best method ● SDST-Strong, ● R-DDST not only shows lower FID but also requires much less training cost.

Main takeaway. In this section, we compared R-DDST with sparse training baselines. We find that ● RigL and strong strategy are preferred compared to ♦ SET and balance strategy. ● SDST (RigL) with strong strategy generally generates better performance compared to other sparse training baselines. Finally, ● R-DDST (RigL) beats ● SDST (RigL) with much less computational cost and always ranked top two among all methods.

Table 3: FID (\downarrow) of different sparse training methods on CIFAR-10 and STL-10 datasets. The density of the discriminator is constrained to be lower than 50%. Best results are in **bold**; second-best results are underlined.

	CIFAR-10				STL-10			
Generator density	10%	20%	30%	50%	10%	20%	30%	50%
(Dense Baseline)	10.74				29.71			
Static-balance	26.73	18.04	14.38	12.22	50.08	44.19	43.96	37.21
Static-strong	22.35	16.57	13.47	12.22	50.28	44.95	42.12	37.21
♦ DST-balance (SET)	32.02	18.54	14.74	13.23	49.91	33.71	32.92	31.75
• DST-balance (RigL)	24.56	15.53	13.62	12.51	66.90	50.34	44.57	32.63
♦ SDST-balance (SET)	27.80	18.13	14.15	12.32	63.57	49.05	43.74	<u>31.29</u>
♦ SDST-strong (SET)	16.00	13.31	13.17	12.32	48.40	33.56	32.19	<u>31.29</u>
• SDST-balance (RigL)	30.38	17.89	14.95	<u>12.09</u>	<u>46.17</u>	38.12	32.48	31.30
• SDST-strong (RigL)	15.66	<u>13.20</u>	<u>12.99</u>	<u>12.09</u>	63.65	<u>33.45</u>	<u>32.09</u>	31.30
♦ S-DDST (SET)	<u>14.22</u>	13.30	12.39	11.97	51.72	35.74	42.36	31.68
• S-DDST (RigL)	14.13	12.87	12.15	12.17	44.28	32.84	32.00	30.28

5.2 STRICT DOUBLE DYNAMIC SPARSE TRAINING

R-DDST introduced in the previous section does not necessarily introduce sparsity for the discriminator, which provides less memory/training resources saving for larger generator density ratios. Hence, we further present **strict double dynamic sparse training (S-DDST)** in this section which enforces the discriminator to be sparse, i.e., $d_D \leq d_{\max} < 100\%$. In this section, we assume that we can use the discriminator with sparsity ratio $d_D \in [d_{\min}, d_{\max}] = [0\%, 50\%]$. Compared with R-DDST, the learning process will be more challenging with the introduced constraints on the maximal discriminator density. S-DDST consists of two phases and works as follows:

❶ **Density exploration of the discriminator.** During the first phase, S-DDST performs just like R-DDST, with the exception that we apply the constraint $d_D \leq d_{\max} < 100\%$. Concretely, S-DDST aims to find a suitable discriminator density d_D^* with DA algorithm in the first half of training.

❷ **Parameter exploration of the discriminator.** During the second phase, both the generator and discriminator are adjusted using DST with fixed discriminator density d_D^* found in the first phase.

Baseline methods and S-DDST. We use the same baselines and adopt the same general setup in Section 5.1. We divide the training iterations evenly for two phases. For a comprehensive comparison, we continue to report FID results from two growth methods, i.e., ♦ S-DDST (SET) and • S-DDST (RigL) in Table 3. IS and other results can be found in Appendix E.

S-DDST shows stable and superior performance. For the CIFAR-10 dataset, we notice that S-DDST stably surpasses its corresponding baselines regardless of grow methods and initial density of discriminators and generators. Even with a further constraint on the discriminator, DA is still able to improve GANs training and can explore more reasonable density than the strong and the balance strategy. For STL-10 dataset, • S-DDST (RigL) again shows the most promising performance. Please also see Figure 7 in Appendix D for discriminator density and BR evolution during training.

Main takeaway. In this section, we report the results from • S-DDST (RigL) with its baselines. Generally, • RigL still demonstrates encouraging results compared with ♦ SET in most experiments when extra sparsity is introduced. While the strong strategy shows favorable performance in the CIFAR-10 dataset, the gain is not salient when the size of the backbone increase and the training dataset scales up to STL-10. Most importantly, • S-DDST (RigL) is able to have comparable performance in some cases when compared to • R-DDST (RigL) and outperforms • SDST (RigL) after we restrict the maximal density of discriminators.

6 CONCLUSION

In this paper, we study DST for GANs. We find that simply applying DST methods to the generator is not sufficient to improve the performance of sparse GANs. Hence, we propose to use BR to measure the degree of unbalance between the generator and the discriminator. We find that the application of DST only on the generator is beneficial when the discriminator is relatively stronger.

Furthermore, we propose two methods, namely R -DDST and S -DDST, to dynamically adjust the discriminator in both parameter and density levels. Both of these methods demonstrate encouraging results. Our study may help researchers have a better understanding of the balance of GAN training and encourage more researchers to investigate sparse training for generative models.

7 ACKNOWLEDGEMENT

This work utilizes resources supported by the National Science Foundation’s Major Research Instrumentation program, grant No.1725729 (Kindratenko et al., 2020), as well as the University of Illinois at Urbana-Champaign. This paper is supported in part by Hetao Shenzhen-Hong Kong Science and Technology Innovation Cooperation Zone Project (No.HZQSW-S-KCCYB-2022046); University Development Fund UDF01001491 from the Chinese University of Hong Kong, Shenzhen; Guangdong Key Lab on the Mathematical Foundation of Artificial Intelligence, Department of Science and Technology of Guangdong Province.

REFERENCES

- Milad Alizadeh, Shyam A Tailor, Luisa M Zintgraf, Joost van Amersfoort, Sebastian Farquhar, Nicholas Donald Lane, and Yarin Gal. Prospect pruning: Finding trainable weights at initialization using meta-gradients. *arXiv preprint arXiv:2202.08132*, 2022.
- Martin Arjovsky, Soumith Chintala, and Léon Bottou. Wasserstein generative adversarial networks. In *International conference on machine learning*, pp. 214–223. PMLR, 2017.
- Sanjeev Arora, Rong Ge, Yingyu Liang, Tengyu Ma, and Yi Zhang. Generalization and equilibrium in generative adversarial nets (gans). In *International Conference on Machine Learning*, pp. 224–232. PMLR, 2017.
- Yu Bai, Tengyu Ma, and Andrej Risteski. Approximability of discriminators implies diversity in gans. *arXiv preprint arXiv:1806.10586*, 2018.
- Guillaume Bellec, David Kappel, Wolfgang Maass, and Robert Legenstein. Deep rewiring: Training very sparse deep networks. *arXiv preprint arXiv:1711.05136*, 2017.
- Andrew Brock, Jeff Donahue, and Karen Simonyan. Large scale gan training for high fidelity natural image synthesis. *arXiv preprint arXiv:1809.11096*, 2018.
- Tom Brown, Benjamin Mann, Nick Ryder, Melanie Subbiah, Jared D Kaplan, Prafulla Dhariwal, Arvind Neelakantan, Pranav Shyam, Girish Sastry, Amanda Askell, et al. Language models are few-shot learners. *Advances in neural information processing systems*, 33:1877–1901, 2020.
- Xuxi Chen, Zhenyu Zhang, Yongduo Sui, and Tianlong Chen. Gans can play lottery tickets too. *arXiv preprint arXiv:2106.00134*, 2021.
- Yunjey Choi, Minje Choi, Munyoung Kim, Jung-Woo Ha, Sunghun Kim, and Jaegul Choo. Star-gan: Unified generative adversarial networks for multi-domain image-to-image translation. In *Proceedings of the IEEE conference on computer vision and pattern recognition*, pp. 8789–8797, 2018.
- Adam Coates, Andrew Ng, and Honglak Lee. An analysis of single-layer networks in unsupervised feature learning. In *Proceedings of the fourteenth international conference on artificial intelligence and statistics*, pp. 215–223. JMLR Workshop and Conference Proceedings, 2011.
- Bin Dai, Chen Zhu, Baining Guo, and David Wipf. Compressing neural networks using the variational information bottleneck. In *International Conference on Machine Learning*, pp. 1135–1144. PMLR, 2018.
- Pau de Jorge, Amartya Sanyal, Harkirat S Behl, Philip HS Torr, Gregory Rogez, and Puneet K Dokania. Progressive skeletonization: Trimming more fat from a network at initialization. *arXiv preprint arXiv:2006.09081*, 2020.
- Tim Dettmers and Luke Zettlemoyer. Sparse networks from scratch: Faster training without losing performance. *arXiv preprint arXiv:1907.04840*, 2019.
- Xin Dong, Shangyu Chen, and Sinno Pan. Learning to prune deep neural networks via layer-wise optimal brain surgeon. *Advances in Neural Information Processing Systems*, 30, 2017.
- Alexey Dosovitskiy, Lucas Beyer, Alexander Kolesnikov, Dirk Weissenborn, Xiaohua Zhai, Thomas Unterthiner, Mostafa Dehghani, Matthias Minderer, Georg Heigold, Sylvain Gelly, et al. An image is worth 16x16 words: Transformers for image recognition at scale. *arXiv preprint arXiv:2010.11929*, 2020.
- Utku Evci, Trevor Gale, Jacob Menick, Pablo Samuel Castro, and Erich Elsen. Rigging the lottery: Making all tickets winners. In *International Conference on Machine Learning*, pp. 2943–2952. PMLR, 2020.
- Jonathan Frankle and Michael Carbin. The lottery ticket hypothesis: Finding sparse, trainable neural networks. *arXiv preprint arXiv:1803.03635*, 2018.

- Yonggan Fu, Wuyang Chen, Haotao Wang, Haoran Li, Yingyan Lin, and Zhangyang Wang. Autogan-distiller: Searching to compress generative adversarial networks. *arXiv preprint arXiv:2006.08198*, 2020.
- Ian Goodfellow, Jean Pouget-Abadie, Mehdi Mirza, Bing Xu, David Warde-Farley, Sherjil Ozair, Aaron Courville, and Yoshua Bengio. Generative adversarial networks. *Communications of the ACM*, 63(11):139–144, 2020.
- Laura Graesser, Utku Evci, Erich Elsen, and Pablo Samuel Castro. The state of sparse training in deep reinforcement learning. In *International Conference on Machine Learning*, pp. 7766–7792. PMLR, 2022.
- Ishaan Gulrajani, Faruk Ahmed, Martin Arjovsky, Vincent Dumoulin, and Aaron C Courville. Improved training of wasserstein gans. *Advances in neural information processing systems*, 30, 2017.
- Yiwen Guo, Anbang Yao, and Yurong Chen. Dynamic network surgery for efficient dnns. *Advances in neural information processing systems*, 29, 2016.
- Song Han, Jeff Pool, John Tran, and William Dally. Learning both weights and connections for efficient neural network. *Advances in neural information processing systems*, 28, 2015.
- Babak Hassibi, David G Stork, and Gregory J Wolff. Optimal brain surgeon and general network pruning. In *IEEE international conference on neural networks*, pp. 293–299. IEEE, 1993.
- Kaiming He, Xiangyu Zhang, Shaoqing Ren, and Jian Sun. Deep residual learning for image recognition. In *Proceedings of the IEEE conference on computer vision and pattern recognition*, pp. 770–778, 2016.
- Liang Hou, Zehuan Yuan, Lei Huang, Huawei Shen, Xueqi Cheng, and Changhu Wang. Slimmable generative adversarial networks. In *Proceedings of the AAAI Conference on Artificial Intelligence*, volume 35, pp. 7746–7753, 2021.
- Zehao Huang and Naiyan Wang. Data-driven sparse structure selection for deep neural networks. In *Proceedings of the European conference on computer vision (ECCV)*, pp. 304–320, 2018.
- Steven A Janowsky. Pruning versus clipping in neural networks. *Physical Review A*, 39(12):6600, 1989.
- Qing Jin, Jian Ren, Oliver J Woodford, Jiazhao Wang, Geng Yuan, Yanzhi Wang, and Sergey Tulyakov. Teachers do more than teach: Compressing image-to-image models. In *Proceedings of the IEEE/CVF Conference on Computer Vision and Pattern Recognition*, pp. 13600–13611, 2021.
- Neha Mukund Kalibhat, Yogesh Balaji, and Soheil Feizi. Winning lottery tickets in deep generative models. In *Proceedings of the AAAI Conference on Artificial Intelligence*, volume 35, pp. 8038–8046, 2021.
- Minsoo Kang and Bohyung Han. Operation-aware soft channel pruning using differentiable masks. In *International Conference on Machine Learning*, pp. 5122–5131. PMLR, 2020.
- Tero Karras, Timo Aila, Samuli Laine, and Jaakko Lehtinen. Progressive growing of gans for improved quality, stability, and variation. *arXiv preprint arXiv:1710.10196*, 2017.
- Tero Karras, Miika Aittala, Janne Hellsten, Samuli Laine, Jaakko Lehtinen, and Timo Aila. Training generative adversarial networks with limited data. *Advances in Neural Information Processing Systems*, 33:12104–12114, 2020a.
- Tero Karras, Samuli Laine, Miika Aittala, Janne Hellsten, Jaakko Lehtinen, and Timo Aila. Analyzing and improving the image quality of stylegan. In *Proceedings of the IEEE/CVF conference on computer vision and pattern recognition*, pp. 8110–8119, 2020b.
- Volodymyr Kindratenko, Dawei Mu, Yan Zhan, John Maloney, Sayed Hadi Hashemi, Benjamin Rabe, Ke Xu, Roy Campbell, Jian Peng, and William Gropp. Hal: Computer system for scalable deep learning. In *Practice and experience in advanced research computing*, pp. 41–48. 2020.

- Alex Krizhevsky, Geoffrey Hinton, et al. Learning multiple layers of features from tiny images. 2009.
- Aditya Kusupati, Vivek Ramanujan, Raghav Somani, Mitchell Wortsman, Prateek Jain, Sham Kakade, and Ali Farhadi. Soft threshold weight reparameterization for learnable sparsity. In *International Conference on Machine Learning*, pp. 5544–5555. PMLR, 2020.
- Yann LeCun, John Denker, and Sara Solla. Optimal brain damage. *Advances in neural information processing systems*, 2, 1989.
- Christian Ledig, Lucas Theis, Ferenc Huszár, Jose Caballero, Andrew Cunningham, Alejandro Acosta, Andrew Aitken, Alykhan Tejani, Johannes Totz, Zehan Wang, et al. Photo-realistic single image super-resolution using a generative adversarial network. In *Proceedings of the IEEE conference on computer vision and pattern recognition*, pp. 4681–4690, 2017.
- Namhoon Lee, Thalaiyasingam Ajanthan, and Philip HS Torr. Snip: Single-shot network pruning based on connection sensitivity. *arXiv preprint arXiv:1810.02340*, 2018.
- Namhoon Lee, Thalaiyasingam Ajanthan, Stephen Gould, and Philip HS Torr. A signal propagation perspective for pruning neural networks at initialization. *arXiv preprint arXiv:1906.06307*, 2019.
- Muyang Li, Ji Lin, Yaoyao Ding, Zhijian Liu, Jun-Yan Zhu, and Song Han. Gan compression: Efficient architectures for interactive conditional gans. In *Proceedings of the IEEE/CVF conference on computer vision and pattern recognition*, pp. 5284–5294, 2020.
- Shaojie Li, Jie Wu, Xuefeng Xiao, Fei Chao, Xudong Mao, and Rongrong Ji. Revisiting discriminator in gan compression: A generator-discriminator cooperative compression scheme. *Advances in Neural Information Processing Systems*, 34:28560–28572, 2021.
- Junjie Liu, Zhe Xu, Runbin Shi, Ray CC Cheung, and Hayden KH So. Dynamic sparse training: Find efficient sparse network from scratch with trainable masked layers. *arXiv preprint arXiv:2005.06870*, 2020.
- Shiwei Liu, Tianlong Chen, Xiaohan Chen, Zahra Atashgahi, Lu Yin, Huanyu Kou, Li Shen, Mykola Pechenizkiy, Zhangyang Wang, and Decebal Constantin Mocanu. Sparse training via boosting pruning plasticity with neuroregeneration. *Advances in Neural Information Processing Systems*, 34:9908–9922, 2021a.
- Shiwei Liu, Decebal Constantin Mocanu, Yulong Pei, and Mykola Pechenizkiy. Selfish sparse rnn training. In *International Conference on Machine Learning*, pp. 6893–6904. PMLR, 2021b.
- Shiwei Liu, Lu Yin, Decebal Constantin Mocanu, and Mykola Pechenizkiy. Do we actually need dense over-parameterization? in-time over-parameterization in sparse training. In *International Conference on Machine Learning*, pp. 6989–7000. PMLR, 2021c.
- Shiwei Liu, Yuesong Tian, Tianlong Chen, and Li Shen. Don’t be so dense: Sparse-to-sparse gan training without sacrificing performance. *arXiv preprint arXiv:2203.02770*, 2022.
- Tianlin Liu and Friedemann Zenke. Finding trainable sparse networks through neural tangent transfer. In *International Conference on Machine Learning*, pp. 6336–6347. PMLR, 2020.
- Ze Liu, Yutong Lin, Yue Cao, Han Hu, Yixuan Wei, Zheng Zhang, Stephen Lin, and Baining Guo. Swin transformer: Hierarchical vision transformer using shifted windows. In *Proceedings of the IEEE/CVF International Conference on Computer Vision*, pp. 10012–10022, 2021d.
- Zhuang Liu, Jianguo Li, Zhiqiang Shen, Gao Huang, Shoumeng Yan, and Changshui Zhang. Learning efficient convolutional networks through network slimming. In *Proceedings of the IEEE international conference on computer vision*, pp. 2736–2744, 2017.
- Zhuang Liu, Mingjie Sun, Tinghui Zhou, Gao Huang, and Trevor Darrell. Rethinking the value of network pruning. *arXiv preprint arXiv:1810.05270*, 2018.
- Christos Louizos, Max Welling, and Diederik P Kingma. Learning sparse neural networks through l_0 regularization. *arXiv preprint arXiv:1712.01312*, 2017.

- Jian-Hao Luo, Jianxin Wu, and Weiyao Lin. Thinet: A filter level pruning method for deep neural network compression. In *Proceedings of the IEEE international conference on computer vision*, pp. 5058–5066, 2017.
- Xudong Mao, Qing Li, Haoran Xie, Raymond YK Lau, Zhen Wang, and Stephen Paul Smolley. Least squares generative adversarial networks. In *Proceedings of the IEEE international conference on computer vision*, pp. 2794–2802, 2017.
- Takeru Miyato, Toshiki Kataoka, Masanori Koyama, and Yuichi Yoshida. Spectral normalization for generative adversarial networks. *arXiv preprint arXiv:1802.05957*, 2018.
- Decebal Constantin Mocanu, Elena Mocanu, Peter Stone, Phuong H Nguyen, Madeleine Gibescu, and Antonio Liotta. Scalable training of artificial neural networks with adaptive sparse connectivity inspired by network science. *Nature communications*, 9(1):1–12, 2018.
- Pavlo Molchanov, Arun Mallya, Stephen Tyree, Iuri Frosio, and Jan Kautz. Importance estimation for neural network pruning. In *Proceedings of the IEEE/CVF Conference on Computer Vision and Pattern Recognition*, pp. 11264–11272, 2019.
- Hesham Mostafa and Xin Wang. Parameter efficient training of deep convolutional neural networks by dynamic sparse reparameterization. In *International Conference on Machine Learning*, pp. 4646–4655. PMLR, 2019.
- Alec Radford, Luke Metz, and Soumith Chintala. Unsupervised representation learning with deep convolutional generative adversarial networks. *arXiv preprint arXiv:1511.06434*, 2015.
- Alex Renda, Jonathan Frankle, and Michael Carbin. Comparing rewinding and fine-tuning in neural network pruning. *arXiv preprint arXiv:2003.02389*, 2020.
- Tim Salimans, Ian Goodfellow, Wojciech Zaremba, Vicki Cheung, Alec Radford, and Xi Chen. Improved techniques for training gans. *Advances in neural information processing systems*, 29, 2016.
- Pedro Savarese, Hugo Silva, and Michael Maire. Winning the lottery with continuous sparsification. *Advances in Neural Information Processing Systems*, 33:11380–11390, 2020.
- Han Shu, Yunhe Wang, Xu Jia, Kai Han, Hanting Chen, Chunjing Xu, Qi Tian, and Chang Xu. Co-evolutionary compression for unpaired image translation. In *Proceedings of the IEEE/CVF International Conference on Computer Vision*, pp. 3235–3244, 2019.
- Suraj Srinivas, Akshayvarun Subramanya, and R Venkatesh Babu. Training sparse neural networks. In *Proceedings of the IEEE conference on computer vision and pattern recognition workshops*, pp. 138–145, 2017.
- Ruoyu Sun, Tiantian Fang, and Alexander Schwing. Towards a better global loss landscape of gans. *Advances in Neural Information Processing Systems*, 33:10186–10198, 2020.
- Hidenori Tanaka, Daniel Kunin, Daniel L Yamins, and Surya Ganguli. Pruning neural networks without any data by iteratively conserving synaptic flow. *Advances in Neural Information Processing Systems*, 33:6377–6389, 2020.
- Dávid Terjék. Adversarial lipschitz. *arXiv preprint arXiv:1907.05681*, 2019.
- Sagar Verma and Jean-Christophe Pesquet. Sparsifying networks via subdifferential inclusion. In *International Conference on Machine Learning*, pp. 10542–10552. PMLR, 2021.
- Chaoqi Wang, Guodong Zhang, and Roger Grosse. Picking winning tickets before training by preserving gradient flow. *arXiv preprint arXiv:2002.07376*, 2020a.
- Haotao Wang, Shupeng Gui, Haichuan Yang, Ji Liu, and Zhangyang Wang. Gan slimming: All-in-one gan compression by a unified optimization framework. In *European Conference on Computer Vision*, pp. 54–73. Springer, 2020b.

- Xintao Wang, Ke Yu, Shixiang Wu, Jinjin Gu, Yihao Liu, Chao Dong, Yu Qiao, and Chen Change Loy. Esrgan: Enhanced super-resolution generative adversarial networks. In *Proceedings of the European conference on computer vision (ECCV) workshops*, pp. 0–0, 2018.
- Wei Wen, Chunpeng Wu, Yandan Wang, Yiran Chen, and Hai Li. Learning structured sparsity in deep neural networks. *Advances in neural information processing systems*, 29, 2016.
- Yi-Lun Wu, Hong-Han Shuai, Zhi-Rui Tam, and Hong-Yu Chiu. Gradient normalization for generative adversarial networks. In *Proceedings of the IEEE/CVF International Conference on Computer Vision*, pp. 6373–6382, 2021.
- Xia Xiao, Zigeng Wang, and Sanguthevar Rajasekaran. Autoprune: Automatic network pruning by regularizing auxiliary parameters. *Advances in neural information processing systems*, 32, 2019.
- Yasin Yaz, Chuan-Sheng Foo, Stefan Winkler, Kim-Hui Yap, Georgios Piliouras, Vijay Chandrasekhar, et al. The unusual effectiveness of averaging in gan training. In *International Conference on Learning Representations*, 2018.
- Chong Yu and Jeff Pool. Self-supervised generative adversarial compression. *Advances in Neural Information Processing Systems*, 33:8235–8246, 2020.
- Ruichi Yu, Ang Li, Chun-Fu Chen, Jui-Hsin Lai, Vlad I Morariu, Xintong Han, Mingfei Gao, Ching-Yung Lin, and Larry S Davis. Nisp: Pruning networks using neuron importance score propagation. In *Proceedings of the IEEE conference on computer vision and pattern recognition*, pp. 9194–9203, 2018.
- Han Zhang, Ian Goodfellow, Dimitris Metaxas, and Augustus Odena. Self-attention generative adversarial networks. In *International conference on machine learning*, pp. 7354–7363. PMLR, 2019.
- Shengyu Zhao, Zhijian Liu, Ji Lin, Jun-Yan Zhu, and Song Han. Differentiable augmentation for data-efficient gan training. *Advances in Neural Information Processing Systems*, 33:7559–7570, 2020.
- Xiao Zhou, Weizhong Zhang, Hang Xu, and Tong Zhang. Effective sparsification of neural networks with global sparsity constraint. In *Proceedings of the IEEE/CVF Conference on Computer Vision and Pattern Recognition*, pp. 3599–3608, 2021.
- Jun-Yan Zhu, Taesung Park, Phillip Isola, and Alexei A Efros. Unpaired image-to-image translation using cycle-consistent adversarial networks. In *Proceedings of the IEEE international conference on computer vision*, pp. 2223–2232, 2017a.
- Jun-Yan Zhu, Richard Zhang, Deepak Pathak, Trevor Darrell, Alexei A Efros, Oliver Wang, and Eli Shechtman. Toward multimodal image-to-image translation. *Advances in neural information processing systems*, 30, 2017b.

A EXPERIMENTAL SETUP

Our code is mainly based on the original code of ITOP (Liu et al., 2021c) and GAN ticket (Chen et al., 2021).

A.1 ARCHITECTURE DETAILS

We use ResNet-32 (He et al., 2016) for CIFAR-10 dataset and ResNet-48 for STL-10 dataset. See Table 4 and Table 5 for detailed architectures. Spectral normalization is applied for all fully-connected layers and convolutional layers of the discriminators.

For BigGAN architecture, we use the implementation used in Zhao et al. (2020).²

A.2 DATASETS

We use the training set of CIFAR-10 and unlabeled partition of STL-10 for GAN training. Training images are resized to 32×32 and 48×48 for CIFAR-10 and STL-10 datasets, respectively. Augmentation methods for both datasets are random horizontal flip and per-channel normalization.

A.3 TRAINING HYPERPARAMETERS

SNGAN on the CIFAR-10 and STL-10 datasets. We use a learning rate of 2×10^{-4} for both generators and discriminators. The discriminator is updated five times for every generator update. We adopt Adam optimizer with $\beta_1 = 0$ and $\beta_2 = 0.9$. The batch size of the discriminator and the generator is set to be 64 and 128, respectively. Hinge loss is used following Brock et al. (2018); Chen et al. (2021). We use exponential moving average (EMA) (Yaz et al., 2018) with $\beta = 0.999$. The generator is trained for a total of 100k iterations.

BigGAN on the CIFAR-10 dataset. We use a learning rate of 2×10^{-4} for both generators and discriminators. The discriminator is updated four times for every generator update. We adopt Adam optimizer with $\beta_1 = 0$ and $\beta_2 = 0.999$. The batch size of both the discriminator and the generator is set to be 50. Hinge loss is used following Brock et al. (2018); Wu et al. (2021). We use EMA with $\beta = 0.9999$. The generator is trained for a total of 200k iterations.

A.4 EVALUATION METRIC

SNGAN on the CIFAR-10 and the STL-10 datasets. We compute Fréchet inception distance (FID) and Inception score (IS) for 50k generated images every 2000 iterations. Best FID and IS are reported. For the CIFAR-10 dataset, we report both FID for the training set and test set, whereas, for the STL-10 dataset, we report the FID of the unlabeled partition.

BigGAN on the CIFAR-10 dataset. We compute Fréchet inception distance (FID) and Inception score (IS) for 10k generated images every 5000 iterations. Best FID and IS are reported.

B DYNAMIC SPARSE TRAINING DETAILS

B.1 GENERAL DST HYPERPARAMETERS

Following Evci et al. (2020), we specify the hyper-parameters of DST through sparsity distribution, update schedule, drop criterion, and grow criterion. We explain the details of DST below.

Sparsity distribution at initialization. Following Evci et al. (2020); Liu et al. (2021c), only parameters of fully connected layers and convolutional layers will be pruned. At initialization, we use the commonly adopted *Erdős-Rényi-Kernel* (ERK) strategy (Evci et al., 2020; Dettmers & Zettlemoyer, 2019; Liu et al., 2021c) to allocate higher sparsity to larger layers. Specifically, the sparsity of convolutional layers l is scaled with $1 - \frac{n^{l-1} + n^l + w^l + h^l}{n^{l-1}n^l w^l h^l}$, where n^l denotes the number of channels

²<https://github.com/mit-han-lab/data-efficient-gans/tree/master/DiffAugment-biggan-cifar>.

of layer l while w^l and h^l are the width and the height of the corresponding kernel in that layer. For fully connected layers, *Erdős-Rényi* (ER) strategy is used, where the sparsity is scaled with $1 - \frac{n^{l-1} + n^l}{n^{l-1} n^l}$.

Drop and grow. After ΔT training iterations, we update the mask m_G by dropping/pruning $f_{\text{decay}}(\gamma, T)p_G d_G$ number of connections with the lowest magnitude, where p_G, d_G are the number of parameters and target density for the generator, $f_{\text{decay}}(\gamma, T)$ is the update schedule, which will be explained in the next part. Right after the connection drop, we regrow the same amount of connections.

For the growing criterion, we test both random growth \blacklozenge SDST (SET) (Mocanu et al., 2018; Liu et al., 2021c) and gradient-based growth \bullet SDST (RigL) (Evci et al., 2020). Concretely, gradient-based methods find newly-activated connections θ with highest gradient magnitude $|\frac{\partial \mathcal{L}}{\partial \theta}|$, while random based methods explore connections in a random fashion. All the newly-activated connections are set to 0. One thing that should be noticed is that while previous works consider layer-wise connections drop and growth, we grow and drop connections globally as it grants more flexibility to the SDST method.

Update schedule. The update schedule can be specified by the number of training iterations between sparse connectivity updates ΔT , the initial fraction of connections adjusted γ , and decaying schedule $f_{\text{decay}}(\gamma, T)$ for γ .

EMA for sparse GAN. EMA (Yaz et al., 2018) is well-known for its ability to alleviate the non-convergence of GAN. We also implement EMA for sparse GAN training. Specifically, we zero out the moving average of dropped weights whenever there is a mask change.

B.2 DST HYPERPARAMETERS FOR SDST

SNGAN on the CIFAR-10 and the STL-10 datasets. The connection update frequency of the generator ΔT is set to 500 and 1000 for the CIFAR-10 dataset and STL-10 dataset, respectively. The initial γ is set to 0.5 and we use a cosine annealing function f_{decay} following RigL and ITOP.

BigGAN on the CIFAR-10 dataset. The connection update frequency of the generator ΔT is set to be 1000. The initial γ is set to 0.5 and we use a cosine annealing function f_{decay} following RigL and ITOP.

B.3 DYNAMIC ADJUST AND DST HYPERPARAMETERS FOR DDST

R-DDST. For R-DDST, only the generator is adjusted using DST while the discriminator is adjusted using dynamic adjust (DA). The DA bounds are chosen to be $[0.475, 0.525]$, $[0.45, 0.55]$, and $[0.45, 0.55]$ for SNGAN (CIFAR-10), SNGAN (STL-10) and BigGAN (CIFAR-10), respectively. Δd is set to be 0.05, 0.025, 0.05 for SNGAN (CIFAR-10), SNGAN (STL-10) and BigGAN (CIFAR-10), respectively. The density of the discriminator is adjusted every 1000, 2000, and 5000 iterations for the three settings, respectively. Time-averaged BR over 1000 iterations is used as the indicator. We use the same setting used in Section B.2 for the generator.

S-DDST. For S-DDST, the discriminator is adjusted using DA in the first half of training, i.e., the first 50,000 iterations. In the second half of the training, the discriminator is adjusted using DST. The generator is only adjusted with DST. For the DA bounds, they are set as $[0.45, 0.55]$ and $[0.475, 0.525]$ for CIFAR-10 and STL-10 dataset, respectively. The density of the discriminator is adjusted every 2000 iterations for each dataset. The density of the generator is adjusted every 1000 iterations.

We compute BR for every iteration to visualize the BR evolution, whereas one should note that such computational cost can be greatly decreased if BR is computed every ΔT iterations.

C ALGORITHMS

In this section, we present the detailed algorithms for both DA and S-DDST. We do not present the algorithm of R-DDST as it is a combination of DA and SDST.

Table 4: ResNet architecture for CIFAR-10.

(a) Generator	(b) Discriminator
$z \in \mathbb{R}^{128} \sim \mathcal{N}(0, I)$	image $x \in [-1, 1]^{32 \times 32 \times 3}$
dense, $4 \times 4 \times 256$	ResBlock down 128
ResBlock up 256	ResBlock down 128
ResBlock up 256	ResBlock down 128
ResBlock up 256	ResBlock down 128
BN, ReLU, 3×3 conv, Tanh	ReLU 0.1
	Global sum pooling
	dense $\rightarrow 1$

Table 5: ResNet architecture for STL-10.

(a) Generator	(b) Discriminator
$z \in \mathbb{R}^{128} \sim \mathcal{N}(0, I)$	image $x \in [-1, 1]^{48 \times 48 \times 3}$
dense, $6 \times 6 \times 512$	ResBlock down 64
ResBlock up 256	ResBlock down 128
ResBlock up 128	ResBlock down 256
ResBlock up 64	ResBlock down 512
BN, ReLU, 3×3 conv, Tanh	ResBlock down 1024
	ReLU 0.1
	Global avg pooling
	dense $\rightarrow 1$

C.1 DYNAMIC ADJUST ALGORITHM

We first present DA in Algorithm 1.

Algorithm 1 Dynamic density adjust (DA) for the discriminator.

Require: Generator G , discriminator D , DA upper bound B_+ and lower bound B_- , DA interval ΔT_D , density increment Δd , grow method \mathcal{A} , drop method \mathcal{B} , iteration t .

- 1: **if** $t \bmod \Delta T_D == 0$ **then**
 - 2: Compute time-averaged BR with Equation 3
 - 3: **if** BR is greater or equal to B_+ **then**
 - 4: Increase the density of discriminator from d_D to $d_D + \Delta d$ using given grow method \mathcal{A} .
 - 5: **else if** BR is less or equal to B_- **then**
 - 6: Decrease the density of discriminator from d_D to $d_D - \Delta d$ using given drop method \mathcal{B} .
 - 7: **end if**
 - 8: **end if**
-

C.2 STRICT DOUBLE DYNAMIC SPARSE TRAINING ALGORITHM

Details of S-DDST algorithm is presented in Algorithm 2.

Algorithm 2 Strict double dynamic sparse training (S-DDST) for GANs.

Require: Generator G , discriminator D , total number of iterations T , number of training steps for discriminator in each iteration N , maximal density of discriminator d_{\max} .

- 1: **for** t in $[1, \dots, T]$ **do**
 - 2: **for** n in $[1, \dots, N]$ **do**
 - 3: Compute the loss of discriminator $\mathcal{L}_D(\theta_D)$
 - 4: $\mathcal{L}_D(\theta_D).backward()$
 - 5: **end for**
 - 6: Compute the loss of generator $\mathcal{L}_G(\theta_G)$
 - 7: $\mathcal{L}_G(\theta_G).backward()$
 - 8: **if** t is less than $0.5 * T$ and current density of discriminator d_D is less than d_{\max} **then**
 - 9: Apply DA in Algorithm 1 to D
 - 10: **else**
 - 11: Apply DST to D
 - 12: **end if**
 - 13: Apply DST to G
 - 14: **end for**
-

D DDST BALANCE RATIO EVOLUTION

In this section, we show that DDST methods are able to maintain a BR throughout training. We show the time evolution of BR and discriminator density for CIFAR-10 and STL-10 datasets.

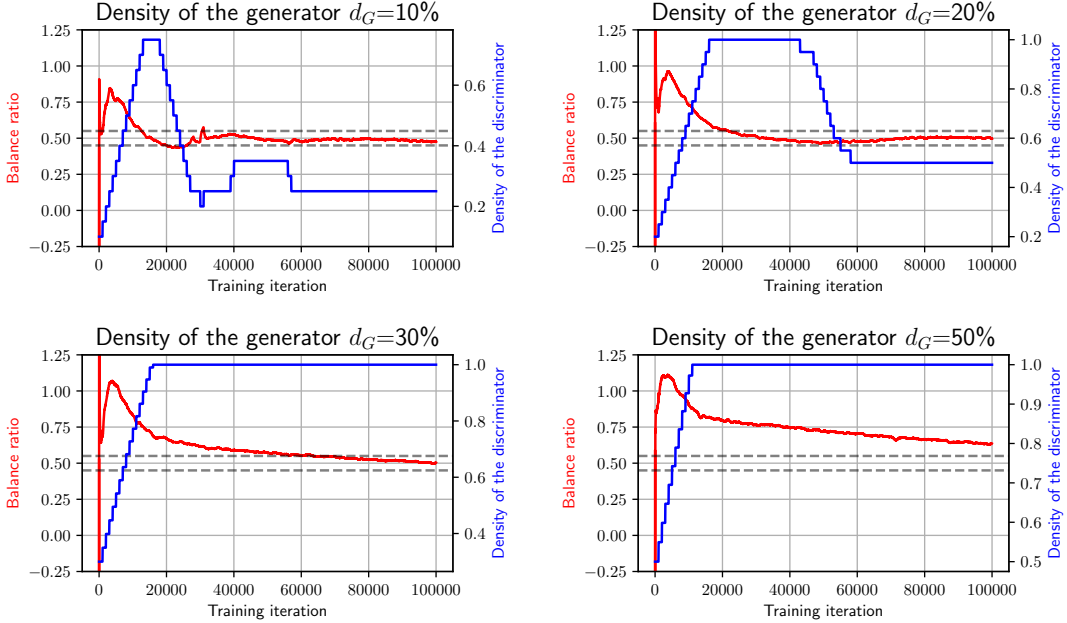


Figure 5: Balance ratio and discriminator density evolution during training for ● R-DDST (RigL) on CIFAR-10. Dashed lines represent BR values of 0.45 and 0.55.

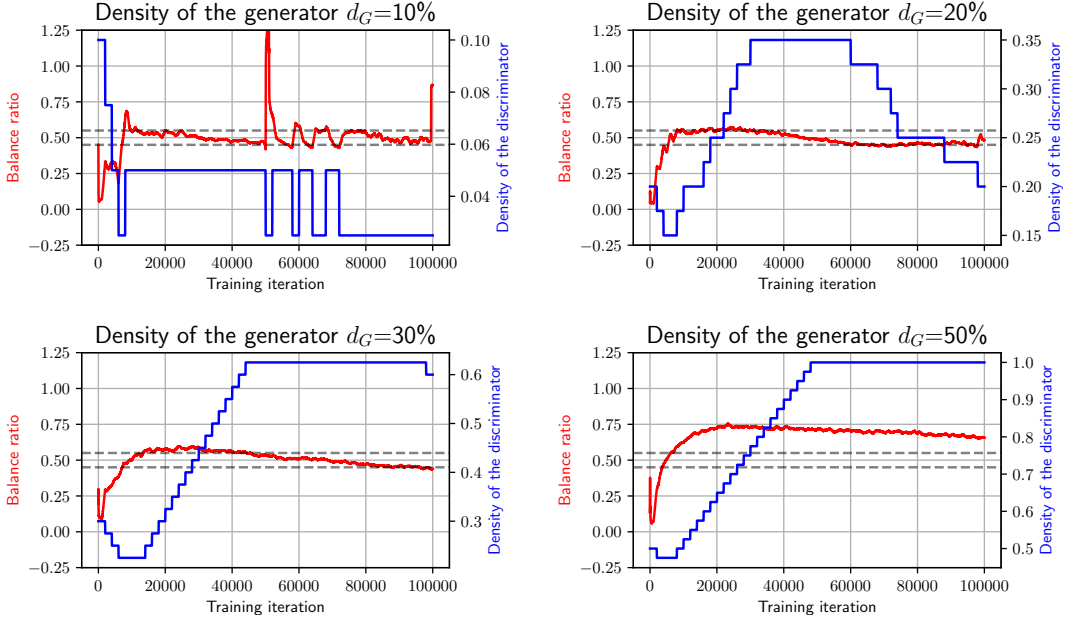


Figure 6: Balance ratio and discriminator density evolution during training for ● R-DDST (RigL) on STL-10. Dashed lines represent BR values of 0.45 and 0.55.

D.1 R-DDST

Results are shown in Figure 5 and Figure 6. It clearly illustrates the ability of ● R-DDST (RigL) to keep the BR controlled during GAN training.

D.2 S-DDST

Results of S-DDST are shown in Figure 7 and Figure 8. It clearly illustrates the ability of ● S-DDST (RigL) to keep the BR controlled during GAN training.

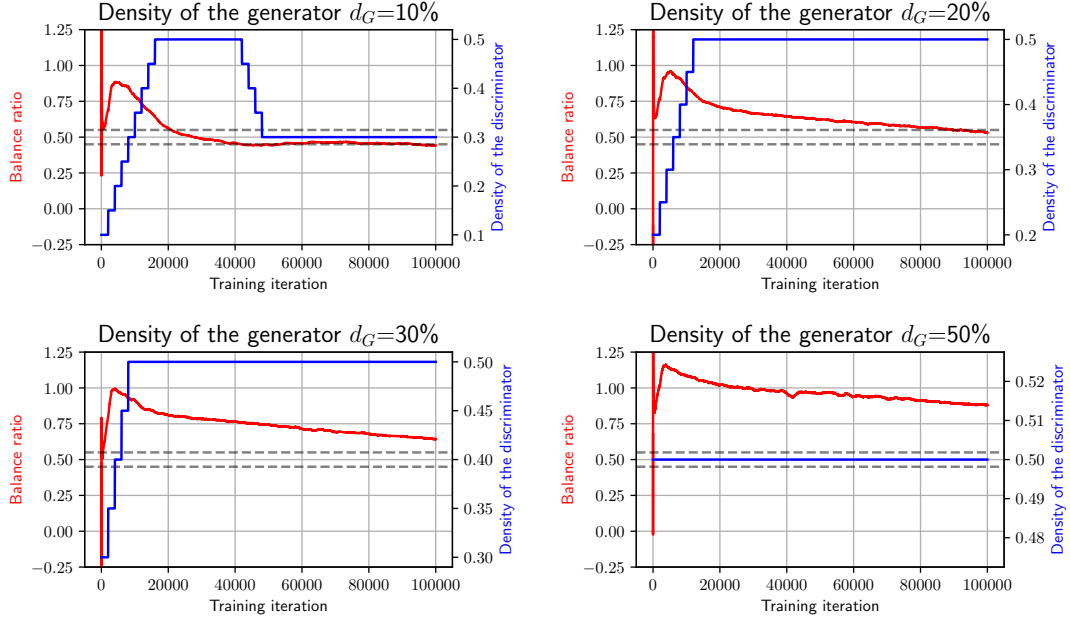


Figure 7: Balance ratio and discriminator density evolution during training for ● S-DDST (RigL) on CIFAR-10. Dashed lines represent BR values of 0.45 and 0.55.

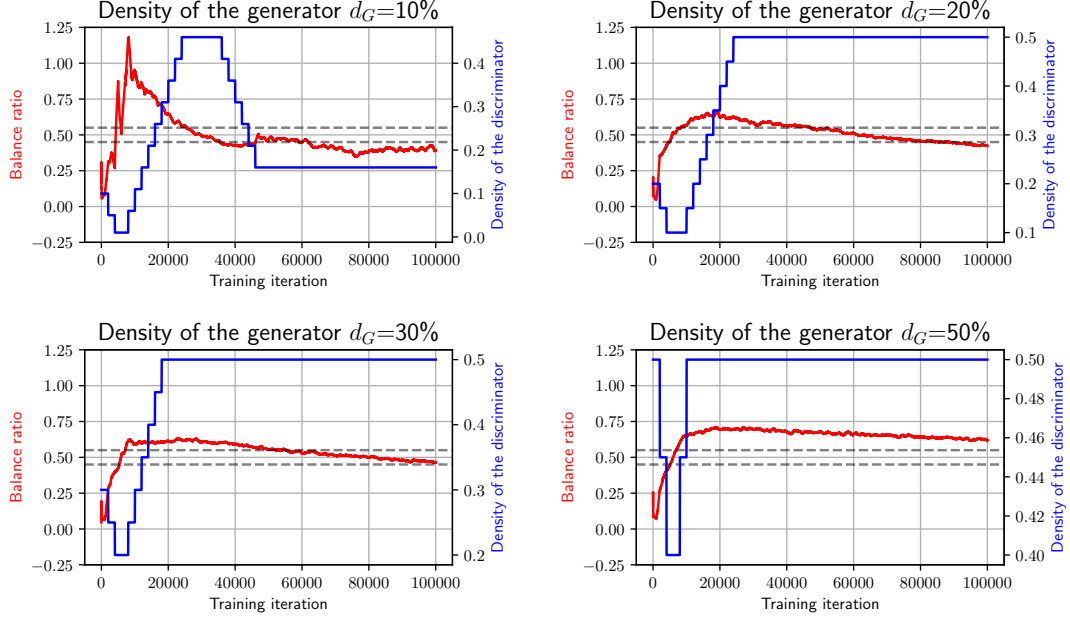


Figure 8: Balance ratio and discriminator density evolution during training for ● S-DDST (RigL) on STL-10. Dashed lines represent BR values of 0.45 and 0.55.

E MORE EXPERIMENT RESULTS

In this section, we present IS scores results for Table 1 and Table 3. The corresponding results are shown in Table 6 and Table 7, respectively. We also include FID results of CIFAR-10 test set in Table 8.

Table 6: IS (higher is better) of different sparse training methods on CIFAR-10 and STL-10 datasets. There is no constraint on the density of the discriminator, i.e., $d_{\max} = 100\%$.

Dataset	CIFAR-10				STL-10			
Generator density	10%	20 %	30 %	50 %	10%	20 %	30 %	50 %
(Dense Baseline)	8.48				9.16			
Static-Balance	7.18	7.76	8.01	8.31	7.84	8.07	8.35	8.60
Static-Strong	7.49	8.00	8.31	8.54	7.74	8.29	8.38	8.83
♦ SDST-Balance (SET)	6.94	7.79	8.05	8.20	8.40	8.54	9.20	9.12
♦ SDST-Strong (SET)	8.27	8.46	8.51	8.43	8.10	8.67	8.89	9.31
♦ SDST-Balance (RigL)	6.81	7.77	8.08	8.30	8.85	8.74	9.19	9.14
♦ SDST-Strong (RigL)	8.20	8.38	8.55	8.48	8.25	9.30	9.01	9.37
♦ R-DDST (SET)	8.55	8.50	8.40	8.56	8.33	8.62	9.04	9.34
♦ R-DDST (RigL)	8.32	8.61	8.49	8.55	8.79	9.25	9.30	9.27

Table 7: IS (higher is better) of different sparse training methods on CIFAR-10 and STL-10 datasets. The density of the discriminator is constrained to be lower than $d_{\max} = 50\%$.

Dataset	CIFAR-10				STL-10			
Generator density	10%	20 %	30 %	50 %	10%	20 %	30 %	50 %
(Dense Baseline)	8.48				9.16			
Static-Balance	7.18	7.76	8.01	8.31	7.84	8.07	8.35	8.60
Static-Strong	7.86	8.21	8.35	8.28	7.81	8.05	8.26	8.37
♦ SDST-Balance (SET)	6.94	7.79	8.05	8.20	8.40	8.54	9.20	9.12
♦ SDST-Strong (SET)	8.22	8.36	8.56	8.35	8.40	9.29	9.21	9.22
♦ SDST-Balance (RigL)	6.81	7.77	8.08	8.30	8.85	8.74	9.19	9.14
♦ SDST-Strong (RigL)	8.24	8.51	8.20	8.18	7.70	9.32	9.19	9.33
♦ S-DDST (SET)	8.08	8.25	8.45	8.23	8.07	8.91	9.11	9.50
♦ S-DDST (RigL)	8.16	8.47	8.29	8.32	8.45	9.24	9.16	9.03

Table 8: FID of test set (\downarrow) of different sparse training methods on CIFAR-10 dataset. Best results are in **bold**; second-best results are underlined.

Maximal discriminator density d_{\max}	100 %				50 %			
Generator density	10%	20 %	30 %	50 %	10%	20 %	30 %	50 %
(Dense Baseline)	13.32							
Static-Balance	29.53	20.83	17.09	14.21	29.53	20.83	17.09	14.21
Static-Strong	29.15	22.17	17.37	14.04	21.98	19.35	16.52	14.84
♦ SDST-Balance (SET)	30.34	21.00	16.84	15.53	30.34	21.00	16.84	15.53
♦ SDST-Strong (SET)	19.95	17.05	15.16	14.10	18.83	15.96	15.61	14.53
♦ SDST-Balance (RigL)	33.25	20.74	17.78	14.75	33.25	20.74	17.78	14.75
♦ SDST-Strong (RigL)	19.67	15.79	13.89	14.36	18.60	16.01	15.84	<u>14.67</u>
♦ R-DDST (SET)	16.34	<u>15.29</u>	<u>14.30</u>	13.85	-	-	-	-
♦ R-DDST (RigL)	<u>16.65</u>	14.87	14.49	<u>14.05</u>	-	-	-	-
♦ S-DDST (SET)	-	-	-	-	<u>17.75</u>	<u>15.74</u>	<u>15.07</u>	14.91
♦ S-DDST (RigL)	-	-	-	-	17.07	15.50	15.02	<u>14.67</u>

Table 9: Training FLOPs ($\times 10^{17}$) of different sparse training methods on CIFAR-10 dataset.

Dataset		CIFAR-10			
Generator density		10%	20 %	30 %	50 %
(Dense Baseline)		(1.74, 1.00 \times)			
$d_{\max} = 100\%$	Static-Strong	(0.63, 0.36 \times)	(0.70, 0.40 \times)	(0.80, 0.46 \times)	(1.07, 0.61 \times)
	SDST-Strong	(0.63, 0.36 \times)	(0.70, 0.40 \times)	(0.80, 0.46 \times)	(1.07, 0.61 \times)
	R-DDST	(0.63, 0.36 \times)	(0.70, 0.40 \times)	(0.80, 0.46 \times)	(1.07, 0.61 \times)
$d_{\max} = 50\%$	Static-Strong	(0.36, 0.21 \times)	(0.43, 0.25 \times)	(0.53, 0.30 \times)	(0.79, 0.46 \times)
	SDST-Strong	(0.36, 0.21 \times)	(0.43, 0.25 \times)	(0.53, 0.30 \times)	(0.79, 0.46 \times)
	S-DDST	(0.36, 0.21 \times)	(0.43, 0.25 \times)	(0.53, 0.30 \times)	(0.79, 0.46 \times)

Table 10: Training FLOPs ($\times 10^{17}$) of different sparse training methods on STL-10 dataset.

Dataset		STL-10			
Generator density		10%	20 %	30 %	50 %
(Dense Baseline)		(1.85, 1.00 \times)			
$d_{\max} = 100\%$	Static-Strong	(1.30, 0.75 \times)	(1.34, 0.77 \times)	(1.36, 0.78 \times)	(1.41, 0.81 \times)
	SDST-Strong	(1.30, 0.75 \times)	(1.34, 0.77 \times)	(1.36, 0.78 \times)	(1.41, 0.81 \times)
	R-DDST	(1.30, 0.75 \times)	(1.34, 0.77 \times)	(1.36, 0.78 \times)	(1.41, 0.81 \times)
$d_{\max} = 50\%$	Static-Strong	(1.07, 0.62 \times)	(1.11, 0.63 \times)	(1.13, 0.65 \times)	(1.18, 0.68 \times)
	SDST-Strong	(1.07, 0.62 \times)	(1.11, 0.63 \times)	(1.13, 0.65 \times)	(1.18, 0.68 \times)
	S-DDST	(1.07, 0.62 \times)	(1.11, 0.63 \times)	(1.13, 0.65 \times)	(1.18, 0.68 \times)

F A ROUGH ESTIMATION OF COMPUTATIONAL COSTS ON SNGAN

In this section, we provide a very rough estimation on the computational cost of different sparse training methods in terms of training FLOPs. Please see Appendix G for a more accurate comparison. We approximate the number of backward FLOPs with two times the number of forward FLOPs. We compare the following methods under two settings where $d_{\max} \in \{100\%, 50\%\}$:

- Dense training.
- static-Strong.
- SDST-Strong.
- R-DDST.
- S-DDST.

We choose static-Strong and SDST-Strong as they perform relatively better than their counterparts with the balance strategy. **To simplify our calculation, we compute the FLOPs of R-DDST and S-DDST assuming the discriminator density $d_D = d_{\max}$.** We also assume that DST may not cause the change of FLOPs. The results are shown in Table 9 and Table 10.

It can be seen that the extra computational cost introduced by DA^3 , which computes BR, and \bullet RigL, which computes gradient magnitude for connection growth, is negligible compared to the total training cost as they only happen every several hundred iterations.

G A DETAILED COMPARISON OF TRAINING COSTS

In this section, we compute the computational cost of \bullet RigL variants and static baselines more accurately. More specifically, we take into account the density redistribution over different layers in this section. Also, we neglect the computational overhead introduced by computing BR.

³In our experiment, we compute BR for every iteration to visualize its evolution. However, BR only needs to be calculated for every several hundred iterations to compute the time-averaged BR.

Table 11: Training FLOPs ($\times 10^{17}$) and normalized training FLOPs with respect to dense training of different sparse training methods with SNGAN on CIFAR-10 dataset.

Dataset	CIFAR-10			
Generator density	10%	20 %	30 %	50 %
(Dense Baseline)	(2.67, 100%)			
Static-Balance	(0.24, 9.00%)	(0.46, 17.08%)	(0.70, 26.29%)	(1.26, 47.34%)
Static-Strong	(1.56, 58.29%)	(1.63, 60.94%)	(1.72, 64.57%)	(1.99, 74.64%)
● SDST-Balance (RigL)	(0.24, 9.14%)	(0.46, 17.19%)	(0.68, 25.62%)	(1.16, 43.45%)
● SDST-Strong (RigL)	(1.57, 58.80%)	(1.64, 61.42%)	(1.71, 64.04%)	(1.90, 71.16%)
● R-DDST (RigL)	(0.49, 18.20%)	(1.14, 42.73%)	(1.63, 60.94%)	(1.85, 69.33%)

Table 12: Training FLOPs ($\times 10^{17}$) and normalized training FLOPs with respect to dense training of different sparse training methods with BigGAN on CIFAR-10 dataset.

Dataset	CIFAR-10			
Generator density	10%	20 %	30 %	50 %
(Dense Baseline)	(6.80, 100%)			
Static-Balance	(0.67, 9.78%)	(1.30, 19.04%)	(1.95, 28.69%)	(3.34, 49.09%)
Static-Strong	(5.71, 83.90%)	(5.78, 83.90%)	(5.87, 86.34%)	(6.14, 90.26%)
● SDST-Balance (RigL)	(0.67, 9.91%)	(1.32, 19.41%)	(1.96, 28.82%)	(3.29, 48.38%)
● SDST-Strong (RigL)	(5.72, 84.04%)	(5.80, 85.22%)	(5.89, 86.54%)	(6.09, 89.56%)
● R-DDST (RigL)	(0.67, 9.77%)	(1.69, 24.85%)	(2.72, 40.00%)	(5.25, 77.13%)

G.1 SNGAN ON THE CIFAR-10 DATASET

We first show the results of SNGAN (CIFAR-10) in Table 11. Combined with the results shown in Table 1, it shows that generally ●R-DDST is able to achieve promising performance with reasonable computational costs. More precisely, R-DDST outperforms ●SDST-Strong (RigL) with much fewer training FLOPs. The reason is that ●SDST-Strong (RigL) uses unnecessarily strong (dense) discriminators.

G.2 BIGGAN ON THE CIFAR-10 DATASET

In this subsection, we show the results of BigGAN (CIFAR-10). We have included the simplified version in the Table 2. Here we give more detailed results in Table 12. The results are similar to SNGAN on the CIFAR dataset.

H ONE-SHOT PRUNING AFTER TRAINING WITHOUT FINE-TUNING

In this section, we perform one-shot pruning after training for GANs without any fine-tuning. The results of SNGANs on the CIFAR-10 and STL-10 datasets are shown in Table 13.

Table 13: FID (\downarrow) of different sparse training methods on CIFAR-10 and STL-10 datasets. The density of the discriminator is constrained to be lower than 50%. Best results are in **bold**; second-best results are underlined.

	CIFAR-10				STL-10			
Generator density	10%	20 %	30 %	50 %	10%	20 %	30 %	50 %
(Dense Baseline)	10.74				29.71			
PF without fine-tuning	305.81	247.99	89.29	30.03	339.95	195.69	156.29	66.66
Static-balance	26.73	18.04	14.38	12.22	50.08	44.19	43.96	37.21
Static-strong	22.35	16.57	13.47	12.22	50.28	44.95	42.12	37.21
♦ DST-balance (SET)	32.02	18.54	14.74	13.23	49.91	33.71	32.92	31.75
• DST-balance (RigL)	24.56	15.53	13.62	12.51	66.90	50.34	44.57	32.63
♦ SDST-balance (SET)	27.80	18.13	14.15	12.32	63.57	49.05	43.74	<u>31.29</u>
♦ SDST-strong (SET)	16.00	13.31	13.17	12.32	48.40	33.56	32.19	<u>31.29</u>
• SDST-balance (RigL)	30.38	17.89	14.95	<u>12.09</u>	<u>46.17</u>	38.12	32.48	31.30
• SDST-strong (RigL)	15.66	<u>13.20</u>	<u>12.99</u>	<u>12.09</u>	63.65	<u>33.45</u>	<u>32.09</u>	31.30
♦ S-DDST (SET)	<u>14.22</u>	13.30	12.39	11.97	51.72	35.74	42.36	31.68
• S-DDST (RigL)	14.13	12.87	12.15	12.17	44.28	32.84	32.00	30.28