
TIME-UNIFORM CONFIDENCE BANDS FOR THE CDF UNDER NONSTATIONARITY

Paul Mineiro
Microsoft Research
pmineiro@microsoft.com

Steve Howard
LinkedIn
steve@stevhoward.org

ABSTRACT

Estimation of the complete distribution of a random variable is a useful primitive for both manual and automated decision making. This problem has received extensive attention in the i.i.d. setting, but the arbitrary data dependent setting remains largely unaddressed. Consistent with known impossibility results, we present computationally felicitous time-uniform and value-uniform bounds on the CDF of the running averaged conditional distribution of a real-valued random variable which are always valid and sometimes trivial, along with an instance-dependent convergence guarantee. The importance-weighted extension is appropriate for estimating complete counterfactual distributions of rewards given controlled experimentation data exhaust, e.g., from an A/B test or a contextual bandit.

1 Introduction

What would have happened if I had acted differently? Although this question is as old as time itself, successful companies have recently embraced this question via counterfactual estimation of outcomes from the exhaust of their controlled experimentation platforms, e.g., based upon A/B testing or contextual bandits. These experiments are run in the real (digital) world, which is rich enough to demand statistical techniques that are non-asymptotic, non-parametric, and non-stationary. Although recent advances admit characterizing counterfactual average outcomes in this general setting, counterfactually estimating a complete distribution of outcomes is heretofore only possible with additional assumptions. Nonetheless, the practical importance of this problem has motivated multiple solutions: see Table 1 for a summary, and Section 5 for complete discussion.

Intriguingly, this problem is provably impossible in the data dependent setting without additional assumptions. Rakhlin et al. [2015] Consequently, our bounds always achieve non-asymptotic coverage, but may converge to zero width slowly or not at all, depending on the hardness of the instance. We call this design principle AVAST (Always Valid And Sometimes Trivial).

In pursuit of our ultimate goal, we derive factual distribution estimators which are useful for estimating the complete distribution of outcomes from direct experience.

Contributions

1. In Section 3.1 we provide a time and value uniform upper bound on the CDF of the averaged historical conditional distribution of a discrete-time real-valued random process. Consistent with the lack of sequential uniform convergence of linear threshold functions [Rakhlin et al., 2015], the bounds are always valid and sometimes trivial, but with an instance-dependent guarantee: when the data generating process is smooth qua Block et al. [2022] with respect to the uniform distribution on the unit interval, the bound width adapts to the unknown smoothness parameter.
2. In Section 3.2 we extend the previous technique to distributions with support over the entire real line, and further to distributions with a known countably infinite or unknown nowhere dense set of discrete jumps; with analogous instance-dependent guarantees.
3. In Section 3.3 we extend the previous techniques to importance-weighted random variables, achieving our ultimate goal of estimating a complete counterfactual distribution of outcomes.

We exhibit our techniques in various simulations in Section 4. Computationally our procedures have comparable cost to point estimation of the empirical CDF, as the empirical CDF is a sufficient statistic.

Table 1: Comparison to prior art for CDF estimation. See Section 5 for details.

REFERENCE	QUANTILE-UNIFORM?	TIME-UNIFORM?	NON-STATIONARY?	NON-ASYMPTOTIC?	NON-PARAMETRIC?	COUNTER-FACTUAL?	w_{\max} -FREE? ^a
HR22	✓	✓		✓	✓		N/A
HLLA21	✓			✓	✓	✓	
UNO21, [IID]	✓			✓	✓	✓	✓
UNO21, [NS]	✓		✓			✓	✓
WS22, [§4]	✓	✓		✓	✓	✓	✓
THIS PAPER	✓	✓	✓	✓	✓	✓	✓

^a w_{\max} free techniques are valid with unbounded importance weights.

2 Problem Setting

Let $(\Omega, \mathcal{F}, \{\mathcal{F}_t\}_{t \in \mathbb{N}}, \mathbb{P})$ be a probability space equipped with a discrete-time filtration, on which let X_t be an adapted real valued random process. Let $\mathbb{E}_t[\cdot] \doteq \mathbb{E}[\cdot | \mathcal{F}_t]$. The quantity of interest is

$$\overline{\text{CDF}}_t(v) \doteq \frac{1}{t} \sum_{s \leq t} \mathbb{E}_{s-1} [1_{X_s \leq v}], \quad (1)$$

i.e., the CDF of the averaged historical conditional distribution. We desire simultaneously time and value uniform bounds which hold with high probability, i.e., adapted sequences of maps $L_t, U_t : \mathbb{R} \rightarrow [0, 1]$ satisfying

$$\mathbb{P} \left(\forall t \in \mathbb{N} : \forall v \in \mathbb{R} : L_t(v) \leq \overline{\text{CDF}}_t(v) \leq U_t(v) \right) \geq 1 - 2\alpha. \quad (2)$$

In the i.i.d. setting, Equation (1) is independent of t and reduces to the CDF of the (unknown) generating distribution. In this setting, the classic results of Glivenko [1933] and Cantelli [1933] established uniform convergence of linear threshold functions; subsequently the Dvoretzky-Kiefer-Wolfowitz (DKW) inequality characterized fixed time and value uniform convergence rates Dvoretzky et al. [1956], Massart [1990]; extended later to simultaneously time and value uniform bounds Howard and Ramdas [2022]. The latter result guarantees an $O(t^{-1} \log(\log(t)))$ confidence interval width, matching the limit imposed by the Law of the Iterated Logarithm.

AVAST principle In contrast, under arbitrary data dependence, linear threshold functions are not sequentially uniformly convergent, i.e., the averaged historical empirical CDF does not necessarily converge uniformly to the CDF of the averaged historical conditional distribution. Rakhlin et al. [2015] Consequently, additional assumptions are required to provide a width guarantee. In this paper we design bounds that are Always Valid And Sometimes Trivial, i.e., under worst-case data generation $\forall t, \exists v : U_t(v) - L_t(v) = O(1)$. Fortunately our bounds are also equipped with an instance-dependent width guarantee dependent upon the smoothness of the distribution to a reference measure qua Definition 3.2.

Additional Notation Let $X_{a:b} = \{X_s\}_{s=a}^b$ denote a contiguous subsequence of a random process. Let \mathbb{P}_t denote the average historical conditional distribution, defined as a (random) distribution over the sample space \mathbb{R} by $\mathbb{P}_t(A) \doteq t^{-1} \sum_{s \leq t} \mathbb{E}_{s-1} [1_{X_s \in A}]$ for a Borel subset A .

3 Derivations

3.1 Bounds for the Unit Interval

Fixed v Initially we consider a fixed value $v \in \mathbb{R}$. Let $\theta_s \doteq \mathbb{E}_{s-1} [1_{X_s \leq v}]$; $\hat{q}_t \doteq t^{-1} \sum_{s \leq t} 1_{X_s \leq v}$; and $q_t \doteq t^{-1} \sum_{s \leq t} \theta_s = \overline{\text{CDF}}_t(v)$. Our goal is to uniformly bound the deviations of the martingale $S_t = t(\hat{q}_t - q_t)$, quantifying how far the estimand $\overline{\text{CDF}}_t(v)$ lies from the empirical estimate \hat{q}_t . We bound these deviations using the following nonnegative martingale,

$$E_t(\lambda) \doteq \exp \left(\lambda S_t - \sum_{s \leq t} \log(h(\lambda, \theta_s)) \right), \quad (3)$$

where $\lambda \in \mathbb{R}$ is fixed and $h(\lambda, z) \doteq (1-z)e^{-\lambda z} + ze^{\lambda(1-z)}$, the moment-generating function of a centered Bernoulli(z) random variable. Equation (3) is a test martingale qua Shafer et al. [2011], i.e., it can be used to construct time-uniform bounds on $\hat{q}_t - q_t$ via Ville's inequality. This topic has received extensive treatment in the literature:

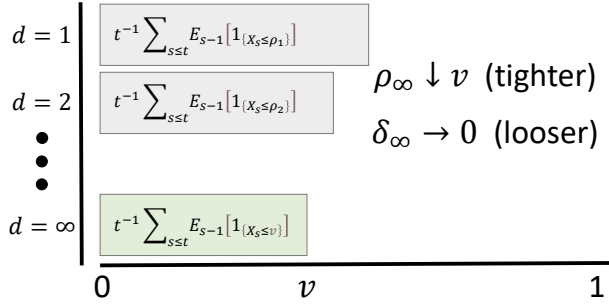


Figure 1: Visualization of Algorithm 1. The values of interest v are uncountably infinite; the algorithm allocates probability δ to maintain upper bounds on a countably infinite set of points ρ at different resolution levels d ; and leverages the monotonicity of $\text{CDF}_t(v)$. The algorithm searches over all d to optimize the overall bound via a provably correct early termination criterion.

Algorithm 1 Unit Interval Upper Bound. $\epsilon(d)$ is an increasing function specifying the resolution of discretization at level d . $\Xi_t(\rho; \delta, d, \Psi_t)$ is an upper confidence sequence for fixed value ρ with coverage at least $(1 - \delta)$.

Input: value v ; confidence α ; sufficient statistic Ψ_t .

// e.g. $\Psi_t \doteq X_{1:t}$ or $\Psi_t \doteq (W_{1:t}, X_{1:t})$

Output: $U_t(v)$ satisfying Equation (2).

if $v > 1$ **then return** 1 **end if**

$u \leftarrow 1$

$v \leftarrow \max(0, v)$

for $d = 1$ **to** ∞ **do**

$\rho_d \leftarrow \epsilon(d)[\epsilon(d)^{-1}v]$

$\delta_d \leftarrow \alpha/2^d \epsilon(d)$

$u \leftarrow \min(u, \Xi_t(\rho_d; \delta_d, \Psi_t))$

if $0 = \sum_{s \leq t} 1_{X_s \in (v, \rho_d]}$ **then**
 return u

end if

end for

we provide a self-contained overview in Appendix A. For now, we will simply posit the existence of fixed-value confidence sequences $\Lambda_t(v; \delta, \Psi_t)$ and $\Xi_t(v; \delta, \Psi_t)$ based on a sufficient statistic Ψ_t which, for a fixed value v , achieve $\mathbb{P}(\forall t : \Lambda_t(v; \delta, \Psi_t) \leq \overline{\text{CDF}}_t(v) \leq \Xi_t(v; \delta, \Psi_t)) \geq 1 - \delta$. Our goal is to compose these fixed value bounds into a value-uniform bound, which we achieve via union-bounding over a discretization.

Countably Infinite Union In the i.i.d. setting, q_t is independent of t , and each q can be associated with a largest value $v^{(+)}(q) \doteq \sup\{v | \mathbb{E}[1_{X \leq v}] \leq q\}$; therefore the upper bound can be evaluated at fixed q , i.e., $\Xi_t(q; \delta, \Psi_t) \doteq \Xi_t(v^{(+)}(q); \delta, \Psi_t)$, to search over v qua Howard and Ramdas [2022]; and analogously for the lower bound. This “quantile space” approach has advantages, e.g., variance based discretization and covariance to monotonic transformations. Unfortunately, under arbitrary data dependence, q_t changes with time and Equation (3) does not admit the same strategy, so we proceed by operating in “value space”. See Appendix A.1 for more details.

Algorithm 1, visualized in Figure 1, constructs an upper bound on Equation (1) which, while valid for all values, is designed for random variables ranging over the unit interval. It refines an upper bound on the value $\rho \geq v$ and exploits monotonicity of $\overline{\text{CDF}}_t(v)$. A union bound over the (countably infinite) possible choices for ρ controls the coverage of the overall procedure. Because the error probability δ decreases with resolution (and the fixed-value confidence radius Ξ_t increases as δ decreases), the procedure can terminate whenever no empirical counts remain between the desired value v and the current upper bound ρ , as all subsequent bounds are dominated.

The lower bound is derived analogously in Algorithm 2 (which we have left to Appendix B.1 for the sake of brevity) and leverages a lower confidence sequence $\Lambda_t(\rho; \delta, \Psi_t)$ (instead of an upper confidence sequence) evaluated at an increasingly refined lower bound on the value $\rho \leftarrow \epsilon(d)[\epsilon(d)^{-1}v]$.

Theorem 3.1. *If $\epsilon(d) \uparrow \infty$ as $d \uparrow \infty$, then Algorithms 1 and 2 terminate with probability one. Furthermore, if for all ρ, δ , and d the algorithms $\Lambda_t(\rho; \delta, \Psi_t)$ and $\Xi_t(\rho; \delta, \Psi_t)$ satisfy*

$$P(\forall t : \overline{\text{CDF}}_t(v) \geq \Lambda_t(\rho; \delta, \Psi_t)) \geq 1 - \delta, \quad (4)$$

$$P(\forall t : \overline{\text{CDF}}_t(v) \leq \Xi_t(\rho; \delta, \Psi_t)) \geq 1 - \delta, \quad (5)$$

then guarantee (2) holds with U_t, L_t given by the outputs of Algorithms 1 and 2, respectively.

Proof. See Appendix B.2. □

Theorem 3.1 ensures Algorithms 1 and 2 yield the desired time- and value-uniform coverage, essentially due to the union bound and the coverage guarantees of the oracles Ξ_t, Λ_t . However, coverage is also guaranteed by the trivial bounds $0 \leq \overline{\text{CDF}}_t(v) \leq 1$. The critical question is: what is the bound width?

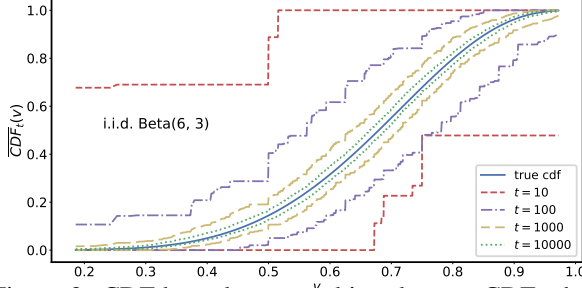


Figure 2: CDF bounds approaching the true CDF when sampling i.i.d. from a Beta(6,3) distribution. Note these bounds are simultaneously valid for all times and values.

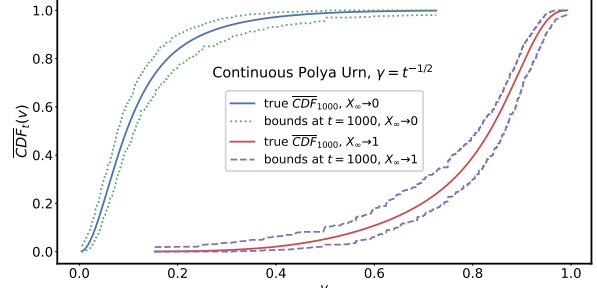


Figure 3: Nonstationary Polya simulation for two seeds approaching different average conditional CDFs. Bounds successfully track the true CDFs in both cases. See Section 4.2.

Smoothed Regret Guarantee Even assuming X is entirely supported on the unit interval, on what distributions will Algorithm 1 provide a non-trivial bound? Because each $[\Lambda_t(\rho; \delta, \Psi_t), \Xi_t(\rho; \delta, \Psi_t)]$ is a confidence sequence for the mean of the bounded random variable $1_{X_s \leq \rho}$, we enjoy width guarantees at each of the (countably infinite) ρ which are covered by the union bound, but the guarantee degrades as the depth d increases. If the data generating process focuses on an increasingly small part of the unit interval over time, the width guarantees on our discretization will be insufficient to determine the distribution. Indeed, explicit constructions demonstrating the lack of sequential uniform convergence of linear threshold functions increasingly focus in this manner. Block et al. [2022]

Conversely, if $\forall t : \overline{\text{CDF}}_t(v)$ was Lipschitz continuous in v , then our increasingly granular discretization would eventually overwhelm any fixed Lipschitz constant and guarantee uniform convergence. Theorem 3.3 expresses this intuition, but using the concept of smoothness rather than Lipschitz, as the former concept will allow us to generalize further.

Definition 3.2. A distribution D is ξ -smooth wrt reference measure M if $D \ll M$ and $\text{ess sup}_M (dD/dM) \leq \xi^{-1}$.

When the reference measure is the uniform distribution on the unit interval, ξ -smoothness implies an ξ^{-1} -Lipschitz CDF. However, when the reference measure has its own curvature, or charges points, the concepts diverge. In this case the reference measure is a probability measure, therefore $\xi \leq 1$. Note that as $\xi \rightarrow 0$, the smoothness constraint is increasingly relaxed. As Theorem 3.3 indicates, when the smoothness constraint relaxes, convergence is slowed.

Theorem 3.3. Let $U_t(v)$ and $L_t(v)$ be the upper and lower bounds returned by Algorithm 1 and Algorithm 2 respectively, when evaluated with $\epsilon(d) = 2^d$ and the confidence sequences Λ_t and Ξ_t of Equation (14). If $\forall t : \mathbb{P}_t$ is ξ_t -smooth wrt the uniform distribution on the unit interval then

$$\forall t, \forall v : U_t(v) - L_t(v) \leq \sqrt{\frac{V_t}{t}} + \tilde{O} \left(\sqrt{\frac{V_t}{t} \log(\xi_t^{-2} \alpha^{-1} t^{3/2})} \right), \quad (6)$$

where $q_t \doteq \overline{\text{CDF}}_t(v)$; $V_t \doteq 1/t + (q_t - 1/2) / \log(q_t / (1 - q_t))$; and $\tilde{O}(\cdot)$ elides polylog V_t factors.

Proof. See Appendix C. □

Theorem 3.3 matches our empirical results in two important aspects: (i) logarithmic dependence upon smoothness (e.g., Figure 4); (ii) tighter intervals for more extreme quantiles (e.g., Figure 2). Note the choice $\epsilon(d) = 2^d$ ensures the loop in Algorithm 1 terminates after at most $\log_2(\Delta)$ iterations, where Δ is the minimum difference between two distinct realized values.

3.2 Extensions

Arbitrary Support In Appendix D.1 we describe a variant of Algorithm 1 which uses a countable dense subset of the entire real line. It enjoys a similar guarantee to Theorem 3.3, but with an additional width which is logarithmic in the probe value v : $\tilde{O} \left(\sqrt{\frac{V_t}{t} \log \left((2 + \xi_t |v| t^{-1/2})^2 \xi_t^{-2} \alpha^{-1} t^{3/2} \right)} \right)$. Note in this case ξ_t is defined relative to (unnormalized) Lebesgue measure and can therefore exceed 1.

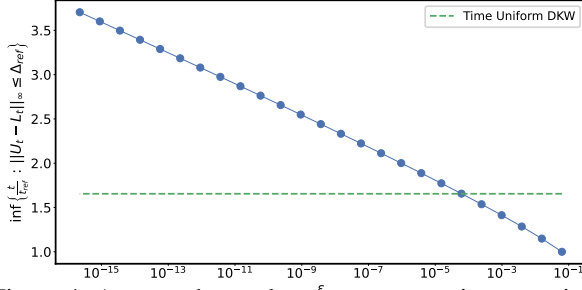


Figure 4: As smoothness decreases, we require more time to reach the same maximum confidence width. For low smoothness, DKW dominates our method. The logarithmic dependence matches our theory. See Section 4.1.

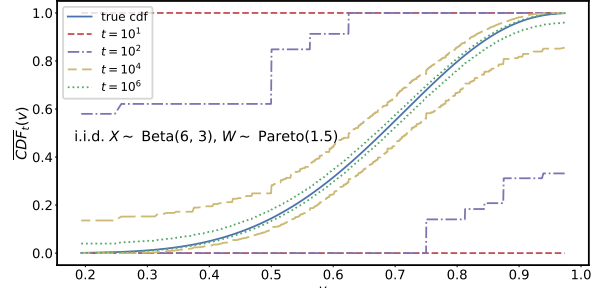


Figure 5: CDF bounds approaching the true counterfactual CDF when sampling i.i.d. from a Beta(6,3) with infinite-variance importance weights, using DDRM for the oracle confidence sequence.

Discrete Jumps If \mathbb{P}_t is smooth wrt a reference measure which charges a countably infinite number of known discrete points, we can explicitly union bound over these additional points proportional to their density in the reference measure. In this case we preserve the above value-uniform guarantees. See Appendix D.2 for more details.

For distributions which charge unknown discrete points, we note the proof of Theorem 3.3 only exploits smoothness local to v . Therefore if the set of discrete points is nowhere dense, we eventually recover the guarantee of Equation (6) after a “burn-in” time t which is logarithmic in the minimum distance from v to a charged discrete point.

3.3 Importance-Weighted Variant

An important use case is estimating a distribution based upon observations produced from another distribution with a known shift, e.g., arising in transfer learning Pan and Yang [2010] or off-policy evaluation Waudby-Smith et al. [2022]. In this case the observations are tuples (W_t, X_t) , where the importance weight W_t is a Radon-Nikodym derivative, implying $\forall t : \mathbb{E}_t [W_t] = 1$ and a.s. $W_t \geq 0$; and the goal is to estimate $\text{CDF}_t(v) = t^{-1} \sum_{s \leq t} \mathbb{E}_{s-1} [W_s \mathbf{1}_{X_s \leq v}]$. The basic approach in Algorithm 1 and Algorithm 2 is still applicable in this setting, but different Λ_t and Ξ_t are required. In Appendix E we present details on two possible choices for Λ_t and Ξ_t : the first is based upon the empirical Bernstein construction of Howard et al. [2021], and the second based upon the DDRM construction of Mineiro [2022]. Both constructions leverage the L^* Adagrad bound of Orabona [2019] to enable lazy evaluation. The empirical Bernstein version is amenable to analysis and computationally lightweight, but requires finite importance weight variance to converge (the variance bound need not be known, as the construction adapts to the unknown variance). The DDRM version requires more computation but produces tighter intervals. See Section 4.1 for a comparison.

Inspired by the empirical Bernstein variant, the following analog of Theorem 3.3 holds. Note \mathbb{P}_t is the target (importance-weighted) distribution, not the observation (non-importance-weighted) distribution.

Theorem 3.4. *Let $U_t(v)$ and $L_t(v)$ be the upper and lower bounds returned by Algorithm 1 and Algorithm 2 respectively with $\epsilon(d) = 2^d$ and the confidence sequences Λ_t and Ξ_t of Equation (17). If $\forall t : \mathbb{P}_t$ is ξ_t -smooth wrt the uniform distribution on the unit interval then*

$$\begin{aligned} \forall t, \forall v : U_t(v) - L_t(v) \leq & \\ & B_t + \sqrt{\frac{(\tau + V_t)/t}{t}} \\ & + \tilde{O} \left(\sqrt{\frac{(\tau + V_t)/t}{t} \log(\xi_t^{-2} \alpha^{-1})} \right) \\ & + \tilde{O}(t^{-1} \log(\xi_t^{-2} \alpha^{-1})), \end{aligned} \quad (7)$$

where $q_t \doteq \overline{\text{CDF}}_t(v)$, $K(q_t) \doteq (q_t^{-1/2})/\log(q_t/1-q_t)$; $V_t = O(K(q_t) \sum_{s \leq t} W_s^2)$, $B_t \doteq t^{-1} \sum_{s \leq t} (W_s - 1)$, and $\tilde{O}(\cdot)$ elides polylog V_t factors.

Proof. See Appendix E.2. □

Theorem 3.4 exhibits the following key properties: (i) logarithmic dependence upon smoothness; (ii) tighter intervals for extreme quantiles and importance weights with smaller quadratic variation; (iii) no explicit dependence upon importance weight range; (iv) asymptotic zero width for importance weights with sub-linear quadratic variation.

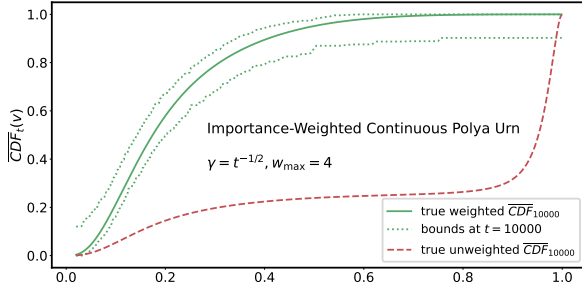


Figure 6: A nonstationary, importance-weighted simulation in which the factual distribution (red) diverges dramatically from the counterfactual distribution (green). The bound correctly covers the counterfactual CDF.

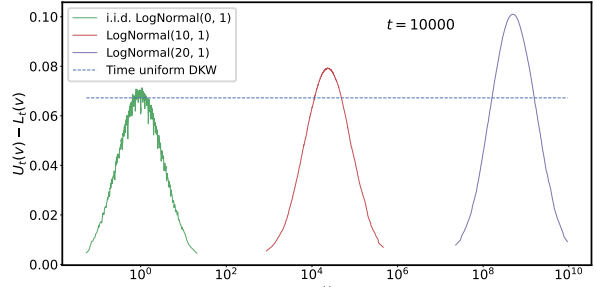


Figure 7: Demonstration of the variant described in Section 3.2 and Appendix D.1 for distributions with arbitrary support, based on i.i.d. sampling from a variety of log-normal distributions. Logarithmic range dependence is evident.

Additional Remarks First, the importance-weighted average CDF is a well-defined mathematical quantity, but the interpretation as a counterfactual distribution of outcomes given different actions in the controlled experimentation setting involves subtleties: we refer the interested reader to Waudby-Smith et al. [2022] for a complete discussion. Second, the need for nonstationarity techniques for estimating the importance-weighted CDF is driven by the outcomes (X_t) and not the importance-weights (W_t). For example with off-policy contextual bandits, a changing historical policy does not induce nonstationarity, but a changing conditional reward distribution does.

4 Simulations

These simulations explore the empirical behaviour of Algorithm 1 and Algorithm 2 when instantiated with $\epsilon(d) = 2^d$ and curved boundary oracles Λ and Ξ . To save space, precise details on the experiments as well additional figures are elided to Appendix F. Reference implementations which reproduce the figures are available at <https://github.com/microsoft/csrobust>.

4.1 The i.i.d. setting

These simulations exhibit our techniques on i.i.d. data. Although the i.i.d. setting does not fully exercise the technique, it is convenient for visualizing convergence to the unique true CDF. In this setting the DKW inequality applies, so to build intuition about our statistical efficiency, we compare our bounds with a naive time-uniform version of DKW resulting from a $(6/\pi^2 t^2)$ union bound over time.

Beta distribution In this case the data is smooth wrt the uniform distribution on $[0, 1]$ so we can directly apply Algorithm 1 and Algorithm 2. Figure 2 shows the bounds converging to the true CDF as t increases for an i.i.d. Beta(6, 3) realization. Figure 8 compares the bound width to time-uniform DKW at $t = 10000$ for Beta distributions that are increasingly less smooth with respect to the uniform distribution. The DKW bound is identical for all, but our bound width increases as the smoothness decreases.

The additional figures in Appendix F clearly indicate tighter bounds at extreme quantiles. The analysis of Theorem 3.3 uses the worst-case variance (at the median) and does not reflect this.

Beyond the unit interval In Figure 7 (main text) and Appendix F.1 we present further simulations of i.i.d. lognormal and Gaussian random variables, ranging over \mathbb{R}^+ and \mathbb{R} respectively, and using Algorithm 3. The logarithmic dependence of the bound width upon the probe value is evident.

An Exhibition of Failure Figure 4 shows the (empirical) relative convergence when the data is simulated i.i.d. uniform over $[0, \epsilon]$ for decreasing ϵ (hence decreasing smoothness). The reference width is the maximum bound width obtained with Algorithm 1 and Algorithm 2 at $t_{\text{ref}} = 10000$ and $\epsilon = 1/16$, and shown is the multiplicative factor of time required for the maximum bound width to match the reference width as smoothness varies. The trend is consistent with arbitrarily poor convergence with arbitrarily small ϵ . Because this is i.i.d. data, DKW applies and a uniform bound (independent of ϵ) is available. Thus while our instance-dependent guarantees are valuable in practice, they can be dominated by stronger guarantees leveraging additional assumptions. On a positive note, a logarithmic dependence on smoothness is evident over many orders of magnitude, confirming the analysis of Theorem 3.3.

Importance-Weighted In these simulations, in addition to being i.i.d., X_t and W_t are drawn independently of each other, so the importance weights merely increase the difficulty of ultimately estimating the same quantity.

In the importance-weighted case, an additional aspect is whether the importance-weights have finite or infinite variance. Figures 5 and 13 demonstrate convergence in both conditions when using DDRM for pointwise bounds. Figures 14 and 15 show the results using empirical Bernstein pointwise bounds. In theory, with enough samples and infinite precision, the infinite variance Pareto simulation would eventually cause the empirical Bernstein variant to reset to trivial bounds, but in practice this is not observed. Instead, DDRM is consistently tighter but also consistently more expensive to compute, as exemplified in Table 2. Thus either choice is potentially preferable.

Table 2: Comparison of DDRM and Empirical Bernstein on i.i.d. $X_t \sim \text{Beta}(6, 3)$, for different W_t . Width denotes the maximum bound width $\sup_v U_t(v) - L_t(v)$. Time is for computing the bound at 1000 equally spaced points.

W_t	WHAT	WIDTH	TIME (SEC)
EXP(1)	DDRM	0.09	24.8
	EMP. BERN	0.10	1.0
PARETO $^{(3/2)}$	DDRM	0.052	59.4
	EMP. BERN	0.125	2.4

4.2 Nonstationary

Continuous Polya Urn In this case

$$X_t \sim \text{Beta} \left(2 + \gamma_t \sum_{s < t} 1_{X_s > 1/2}, 2 + \gamma_t \sum_{s < t} 1_{X_s \leq 1/2} \right),$$

i.e., X_t is Beta distributed with parameters becoming more extreme over time: each realization will increasingly concentrate either towards 0 or 1. Suppose $\gamma_t = t^q$. In the most extreme case that $(t = \sum_{s \leq t} 1_{X_s > 1/2})$, the conditional distribution at time t is $\text{Beta}(x; 2 + t\gamma_t, 2) = O(t^{1+q})$, hence $d\mathbb{P}_t/dU = O(t^{1+q})$, which is smooth enough for our bounds to converge. Figure 3 shows the bounds covering the true CDF for two realizations with different limits. Figure 12 shows (for one realization) the maximum bound width, scaled by $\sqrt{t/\log(t)}$ to remove the primary trend, as a function of t for different γ_t schedules.

Importance-Weighted Continuous Polya Urn In this case W_t is drawn iid either $W_t = 0$ or $W_t = w_{\max}$, such as might occur during off-policy evaluation with an ϵ -greedy logging policy. Given W_t , the distribution of X_t is given by

$$X_t | W_t \sim \text{Beta} \left(2 + \gamma_t \sum_{s < t} 1_{X_s > 1/2} 1_{W_s = W_t}, \right. \\ \left. 2 + \gamma_t \sum_{s < t} 1_{X_s < 1/2} 1_{W_s = W_t} \right),$$

i.e., each importance weight runs an independent Continuous Polya Urn. Because of this, it is possible for the unweighted CDF to mostly concentrate at one limit (e.g., 1) but the weighted CDF to concentrate at another limit (e.g., 0). Figure 6 exhibits this phenomenon.

5 Related Work

Constructing nonasymptotic confidence bands for the cumulative distribution function of iid random variables is a classical problem of statistical inference dating back to Dvoretzky et al. [1956] and Massart [1990]. While these bounds are quantile-uniform, they are ultimately fixed-time bounds (i.e. not time-uniform). In other words, given a sample of iid random variables $X_1, \dots, X_n \sim F$, these fixed time bounds $[\dot{L}_n(x), \dot{U}_n(x)]_{x \in \mathbb{R}}$ satisfy a guarantee of the form:

$$\mathbb{P}(\forall x \in \mathbb{R}, \dot{L}_n(x) \leq F(x) \leq \dot{U}_n(x)) \geq 1 - \alpha, \quad (8)$$

for any desired error level $\alpha \in (0, 1)$. Howard and Ramdas [2022] developed confidence bands $[\bar{L}_t(x), \bar{U}_t(x)]_{x \in \mathbb{R}, t \in \mathbb{N}}$ that are both quantile- and time-uniform, meaning that they satisfy the stronger guarantee:

$$\mathbb{P}(\forall x \in \mathbb{R}, t \in \mathbb{N}, \bar{L}_t(x) \leq F(x) \leq \bar{U}_t(x)) \geq 1 - \alpha. \quad (9)$$

However, the bounds presented in Howard and Ramdas [2022] ultimately focused on the classical iid *on-policy* setup, meaning the CDF for which confidence bands are derived is the same CDF as those of the observations $(X_t)_{t=1}^{\infty}$. This is in contrast to off-policy evaluation problems such as in randomized controlled trials, adaptive A/B tests, or contextual bandits, where the goal is to estimate a distribution different from that which was collected (e.g. collecting data based on a Bernoulli experiment with the goal of estimating the counterfactual distribution under treatment or control). Chandak et al. [2021] and Huang et al. [2021] both introduced fixed-time (i.e. non-time-uniform) confidence bands for the off-policy CDF in contextual bandit problems, though their procedures are quite different, rely on different proof techniques, and have different properties from one another. Waudby-Smith et al. [2022, Section 4] later developed *time-uniform* confidence bands in the off-policy setting, using a technique akin to Howard and Ramdas [2022, Theorem 5] and has several desirable properties in comparison to Chandak et al. [2021] and Huang et al. [2021] as outlined in Waudby-Smith et al. [2022, Table 2].

Nevertheless, regardless of time-uniformity or on/off-policy estimation, all of the aforementioned prior works assume that the distribution to be estimated is *fixed and unchanging over time*. The present paper takes a significant departure from the existing literature by deriving confidence bands that allow the distribution to change over time in a data-dependent manner, all while remaining time-uniform and applicable to off-policy problems in contextual bandits. Moreover, we achieve this by way of a novel stitching technique which is closely related to those of Howard and Ramdas [2022] and Waudby-Smith et al. [2022].

6 Discussion

This work constructs bounds by tracking specific values, in contrast with i.i.d. techniques which track specific quantiles. The value-based approach is amenable to proving correctness qua Theorem 3.1, but has the disadvantage of sensitivity to monotonic transformations. We speculate it is possible to be covariant to a fixed (wrt time) but unknown monotonic transformation without violating known impossibility results. A technique with this property would have increased practical utility.

Acknowledgements

The authors thank Ian Waudby-Smith for insightful discussion and review.

References

- Adam Block, Yuval Dagan, Noah Golowich, and Alexander Rakhlin. Smoothed online learning is as easy as statistical learning. *arXiv preprint arXiv:2202.04690*, 2022.
- Francesco Paolo Cantelli. Sulla determinazione empirica delle leggi di probabilita. *Giorn. Ist. Ital. Attuari*, 4(421-424), 1933.
- Yash Chandak, Scott Niekum, Bruno da Silva, Erik Learned-Miller, Emma Brunskill, and Philip S Thomas. Universal off-policy evaluation. *Advances in Neural Information Processing Systems*, 34:27475–27490, 2021.
- Ioannis Chatzigeorgiou. Bounds on the lambert function and their application to the outage analysis of user cooperation. *IEEE Communications Letters*, 17(8):1505–1508, 2013.
- Aryeh Dvoretzky, Jack Kiefer, and Jacob Wolfowitz. Asymptotic minimax character of the sample distribution function and of the classical multinomial estimator. *The Annals of Mathematical Statistics*, pages 642–669, 1956.
- Xiequan Fan, Ion Grama, and Quansheng Liu. Exponential inequalities for martingales with applications. *Electronic Journal of Probability*, 20:1–22, 2015.
- William Feller. *An introduction to probability theory and its applications, 3rd edition*. Wiley series in probability and mathematical statistics, 1958.
- Valery Glivenko. Sulla determinazione empirica delle leggi di probabilita. *Gion. Ist. Ital. Attuari.*, 4:92–99, 1933.
- Steven R Howard and Aaditya Ramdas. Sequential estimation of quantiles with applications to A/B testing and best-arm identification. *Bernoulli*, 28(3):1704–1728, 2022.
- Steven R Howard, Aaditya Ramdas, Jon McAuliffe, and Jasjeet Sekhon. Time-uniform, nonparametric, nonasymptotic confidence sequences. *The Annals of Statistics*, 49(2):1055–1080, 2021.
- Audrey Huang, Liu Leqi, Zachary Lipton, and Kamyar Azizzadenesheli. Off-policy risk assessment in contextual bandits. *Advances in Neural Information Processing Systems*, 34:23714–23726, 2021.
- Michael Kearns and Lawrence Saul. Large deviation methods for approximate probabilistic inference. In *Proceedings of the Fourteenth conference on Uncertainty in artificial intelligence*, pages 311–319, 1998.

- Pascal Massart. The tight constant in the Dvoretzky-Kiefer-Wolfowitz inequality. *The annals of Probability*, pages 1269–1283, 1990.
- Paul Mineiro. A lower confidence sequence for the changing mean of non-negative right heavy-tailed observations with bounded mean. *arXiv preprint arXiv:2210.11133*, 2022.
- Frank WJ Olver, Daniel W Lozier, Ronald F Boisvert, and Charles W Clark. *NIST handbook of mathematical functions hardback and CD-ROM*. Cambridge university press, 2010.
- Francesco Orabona. A modern introduction to online learning. *arXiv preprint arXiv:1912.13213*, 2019.
- Sinno Jialin Pan and Qiang Yang. A survey on transfer learning. *IEEE Transactions on knowledge and data engineering*, 22(10):1345–1359, 2010.
- Iosif Pinelis. Exact lower and upper bounds on the incomplete gamma function. *arXiv preprint arXiv:2005.06384*, 2020.
- Alexander Rakhlin, Karthik Sridharan, and Ambuj Tewari. Sequential complexities and uniform martingale laws of large numbers. *Probability theory and related fields*, 161(1):111–153, 2015.
- Glenn Shafer, Alexander Shen, Nikolai Vereshchagin, and Vladimir Vovk. Test martingales, Bayes factors and p-values. *Statistical Science*, 26(1):84–101, 2011.
- Ian Waudby-Smith, Lili Wu, Aaditya Ramdas, Nikos Karampatziakis, and Paul Mineiro. Anytime-valid off-policy inference for contextual bandits. *arXiv preprint arXiv:2210.10768*, 2022.

A Confidence Sequences for Fixed v

Since our algorithm operates via reduction to pointwise confidence sequences, we provide a brief self-contained review here. We refer the interested reader to Howard et al. [2021] for a more thorough treatment.

A confidence sequence for a random process X_t is a time-indexed collection of confidence sets CI_t with a time-uniform coverage property $\mathbb{P}(\forall t \in \mathbb{N} : X_t \in \text{CI}_t) \geq 1 - \alpha$. For real random variables, the concept of a lower confidence sequence can be defined via $\mathbb{P}(\forall t \in \mathbb{N} : X_t \geq L_t) \geq 1 - \alpha$, and analogously for upper confidence sequences; and a lower and upper confidence sequence can be combined to form a confidence sequence $\text{CI}_t \doteq \{x | L_t \leq x \leq U_t\}$ with coverage $(1 - 2\alpha)$ via a union bound.

One method for constructing a lower confidence sequence for a real valued parameter z is to exhibit a real-valued random process $E_t(z)$ which, when evaluated at the true value z^* of the parameter of interest, is a non-negative supermartingale with initial value of 1, in which case Ville’s inequality ensures $\mathbb{P}(\forall t \in \mathbb{N} : E_t(z^*) \leq \alpha^{-1}) \geq 1 - \alpha$. If the process $E_t(z)$ is monotonically increasing in z , then the supremum of the lower contour set $L_t \doteq \sup_z \{z | E_t(z) \leq \alpha^{-1}\}$ is suitable as a lower confidence sequence; an upper confidence sequence can be analogously defined.

We use the above strategy. First we lower bound Equation (3),

$$E_t(\lambda) \doteq \exp \left(\lambda S_t - \sum_{s \leq t} \log(h(\lambda, \theta_s)) \right), \quad (3)$$

and eliminate the explicit dependence upon θ_s , by noting $h(\lambda, \cdot)$ is concave and therefore

$$E_t(\lambda) \geq \exp(\lambda t(q_t - \hat{q}_t) - t h(\lambda, q_t)), \quad (10)$$

because $\left(t f(q) = \max_{\theta | 1 \cap \theta = tq} \sum_{s \leq t} f(\theta_s) \right)$ for any concave f . Equation (10) is monotonically increasing in q_t and therefore defines a lower confidence sequence. For an upper confidence sequence we use $q_t = 1 - (1 - q_t)$ and a lower confidence sequence on $(1 - q_t)$.

Regarding the choice of λ , in practice many λ are (implicitly) used via stitching (i.e., using different λ in different time epochs and majorizing the resulting bound in closed form) or mixing (i.e., using a particular fixed mixture of Equation (10) via a discrete sum or continuous integral over λ); our choices will depend upon whether we are designing for tight asymptotic rates or low computational footprint. We provide specific details associated with each theorem or experiment.

Note Equation (10) is invariant to permutations of $X_{1:t}$ and hence the empirical CDF at time t is a sufficient statistic for calculating Equation (10) at any v .

A.1 Challenge with quantile space

In this section assume all CDFs are invertible for ease of exposition.

In the i.i.d. setting, Equation (3) can be evaluated at the (unknown) fixed $v(q)$ which corresponds to quantile q . Without knowledge of the values, one can assert the existence of such values for a countably infinite collection of quantiles and a careful union bound of Ville’s inequality on a particular discretization can yield an LIL rate: this is the approach of Howard and Ramdas [2022]. A key advantage of this approach is covariance to monotonic transformations.

Beyond the i.i.d. setting, one might hope to analogously evaluate Equation (3) at an unknown fixed value $v_t(q)$ which for each t corresponds to quantile q . Unfortunately, $v_t(q)$ is not just unknown, but also unpredictable with respect to the initial filtration, and the derivation that Equation (3) is a martingale depends upon v being predictable. In the case that X_t is independent but not identically distributed, $v_t(q)$ is initially predictable and therefore this approach could work, but would only be valid under this assumption.

The above argument does not completely foreclose the possibility of a quantile space approach, but merely serves to explain why the authors pursued a value space approach in this work. We encourage the interested reader to innovate.

B Unit Interval Bounds

B.1 Lower Bound

Algorithm 2 is extremely similar to Algorithm 1: the differences are indicated in comments. Careful inspection reveals the output of Algorithm 1, $U_t(v)$, can be obtained from the output of Algorithm 2, $L_t(v)$, via $U_t(v) = 1 - L_t(1 - v)$; but

Algorithm 2 Unit Interval Lower Bound. $\epsilon(d)$ is an increasing function specifying the resolution of discretization at level d . $\Lambda_t(\rho; \delta, d, \Psi_t)$ is a lower confidence sequence for fixed value ρ with coverage at least $(1 - \delta)$.

```

Input: value  $v$ ; confidence  $\alpha$ ; sufficient statistic  $\Psi_t$ .           // comments below indicate differences from upper bound
//  $\Psi_t \doteq X_{1:t}$  or  $\Psi_t \doteq (W_{1:t}, X_{1:t})$ 
Output:  $L_t(v)$  satisfying Equation (2).
if  $v < 0$  then return 0 end if                                     // check for underflow of range rather than overflow
 $l \leftarrow 0$                                                          // initialize with 0 instead of 1
 $v \leftarrow \min(1, v)$                                                // project onto  $[0, 1]$  using min instead of max
for  $d = 1$  to  $\infty$  do
     $\rho_d \leftarrow \epsilon(d) \lceil \epsilon(d)^{-1} v \rceil$                        // use floor instead of ceiling
     $\delta_d \leftarrow \alpha / 2^d \epsilon(d)$ 
     $l \leftarrow \max(l, \Lambda_t(\rho_d; \delta, \Psi_t))$                        // use lower bound instead of upper bound
    if  $0 = \sum_{s \leq t} 1_{X_s \in [\rho_d, v]}$  then
        return  $l$ 
    end if
end for
    
```

only if the sufficient statistics are adjusted such that $\Xi_t(\rho_d; \delta, \Psi_t) = 1 - \Lambda_t(1 - \rho_d; \delta, \Psi'_t)$. The reference implementation uses this strategy.

B.2 Proof of Theorem 3.1

We prove the results for the upper bound Algorithm 1; the argument for the lower bound Algorithm 2 is similar.

The algorithm terminates when we find a d such that $0 = \sum_{s \leq t} 1_{X_s \in (v, \rho_d]}$. Since $\epsilon(d) \uparrow \infty$ as $d \uparrow \infty$, we have $\rho_d = \epsilon(d) \lceil \epsilon(d)^{-1} v \rceil \downarrow v$, so that $\sum_{s \leq t} 1_{X_s \in (v, \rho_d]}$ $\downarrow 0$. So the algorithm must terminate.

At level d , we have $\epsilon(d)$ confidence sequences. The i^{th} confidence sequence at level d satisfies

$$P(\exists t : \overline{\text{CDF}}_t(v) > \Xi_t(i/\epsilon(d); \delta_d, d, \Psi_t)) \leq \frac{\alpha}{2^d \epsilon(d)}. \quad (11)$$

Taking a union bound over all confidence sequences at all levels, we have

$$P(\exists d \in \mathbb{N}, i \in \{1, \dots, d\}, t \in \mathbb{N} : \overline{\text{CDF}}_t(i/\epsilon(d)) > \Xi_t(i/\epsilon(d); \delta, d, \Psi_t)) \leq \alpha. \quad (12)$$

Thus we are assured that, for any $v \in \mathbb{R}$,

$$P(\forall t, d : \overline{\text{CDF}}_t(v) \leq \overline{\text{CDF}}_t(\rho_d) \leq \Xi_t(\rho_d; \delta_d, d, \Psi_t)) \geq 1 - \alpha. \quad (13)$$

Algorithm 1 will return $\Xi_t(\rho_d; \delta_d, d, \Psi_t)$ for some d unless all such values are larger than one, in which case it returns the trivial upper bound of one. This proves the upper-bound half of guarantee (2). A similar argument proves the lower-bound half, and union bound over the upper and lower bounds finishes the argument.

C Proof of Theorem 3.3

Theorem 3.3. Let $U_t(v)$ and $L_t(v)$ be the upper and lower bounds returned by Algorithm 1 and Algorithm 2 respectively, when evaluated with $\epsilon(d) = 2^d$ and the confidence sequences Λ_t and Ξ_t of Equation (14). If $\forall t : \mathbb{P}_t$ is ξ_t -smooth wrt the uniform distribution on the unit interval then

$$\forall t, \forall v : U_t(v) - L_t(v) \leq \sqrt{\frac{V_t}{t}} + \tilde{O}\left(\sqrt{\frac{V_t}{t} \log(\xi_t^{-2} \alpha^{-1} t^{3/2})}\right), \quad (6)$$

where $q_t \doteq \overline{\text{CDF}}_t(v)$; $V_t \doteq 1/t + (q_t - 1/2) / \log(q_t / (1 - q_t))$; and $\tilde{O}()$ elides polylog V_t factors.

Note v is fixed for the entire argument below, and ξ_t denotes the unknown smoothness parameter at time t .

We will argue that the upper confidence radius $U_t(v) - t^{-1} \sum_{s \leq t} 1_{X_s \leq v}$ has the desired rate. An analogous argument applies to the lower confidence radius $t^{-1} \sum_{s \leq t} 1_{X_s \leq v} - L_t(v)$, and the confidence width $U_t(v) - L_t(v)$ is the sum of these two.

For the proof we introduce an integer parameter $\eta \geq 2$ which controls both the grid spacing ($\epsilon(d) = \eta^d$) and the allocation of error probabilities to levels ($\delta_d = \alpha/(\eta^d \epsilon(d))$). In the main paper we set $\eta = 2$.

At level d we construct η^d confidence sequences on an evenly-spaced grid of values $1/\eta^d, 2/\eta^d, \dots, 1$. We divide total error probability α/η^d at level d among these η^d confidence sequences, so that each individual confidence sequence has error probability α/η^{2d} .

For a fixed bet λ and value ρ , S_t defined in Section 3.1 is sub-Bernoulli qua Howard et al. [2021, Definition 1] and therefore sub-Gaussian with variance process $V_t \doteq tK(q_t)$, where $K(p) \doteq (2p-1)/2 \log(p/(1-p))$ is from Kearns and Saul [1998]; from Howard et al. [2021, Proposition 5] it follows that there exists an explicit mixture distribution over λ such that

$$M(t; q_t, \tau) \doteq \sqrt{2(tK(q_t) + \tau) \log \left(\frac{\eta^{2d}}{2\alpha} \sqrt{\frac{tK(q_t) + \tau}{\tau}} + 1 \right)} \quad (14)$$

is a (curved) uniform crossing boundary, i.e., satisfies

$$\frac{\alpha}{\eta^{2d}} \geq \mathbb{P} \left(\exists t \geq 1 : S_t \geq \frac{M(t; q_t, \tau)}{t} \right),$$

where $S_t \doteq \overline{\text{CDF}}_t(\rho) - t^{-1} \sum_{s \leq t} 1_{X_s \leq \rho}$ is from Equation (3), and τ is a hyperparameter to be determined further below.

Because the values at level d are $1/\eta^d$ apart, the worst-case discretization error in the estimated average CDF value is

$$\overline{\text{CDF}}_t(\epsilon(d)[\epsilon(d)^{-1}v]) - \overline{\text{CDF}}_t(v) \leq 1/(\xi_t \eta^d),$$

and the total worst-case confidence radius including discretization error is

$$r_d(t) = \frac{1}{\xi_t \eta^d} + \sqrt{\frac{2(K(q_t) + \tau/t)}{t} \log \left(\frac{\eta^{2d}}{2\alpha} \sqrt{\frac{tK(q_t) + \tau}{\tau}} + 1 \right)}.$$

Now evaluate at d such that $\sqrt{\psi_t} < \xi_t \eta^d \leq \eta \sqrt{\psi_t}$ where $\psi_t \doteq t(K(q_t) + \tau/t)^{-1}$,

$$r_d(t) \leq \sqrt{\frac{K(q_t) + \tau/t}{t}} + \sqrt{\frac{2(K(q_t) + \tau/t)}{t} \log \left(\frac{\xi_t^{-2} \eta^2}{2\alpha} \left(\frac{t}{K(q_t) + \tau/t} \right) \sqrt{\frac{tK(q_t) + \tau}{\tau}} + 1 \right)}.$$

The final result is not very sensitive to the choice of τ , and we use $\tau = 1$ in practice.

D Extensions

D.1 Arbitrary Support

Algorithm 3 is a variation on Algorithm 1 which does not assume a bounded range, and instead uses a countably discrete dense subset of the entire real line. Using the same argument of Theorem 3.3 with the modified probability from the modified union bound, we have

$$\begin{aligned} & |k_d| - 1 < \eta^{-d}|v| \leq |k_d|, \\ & \xi_t/\sqrt{\psi_t} > \eta^{-d} \geq \eta^{-1} \xi_t/\sqrt{\psi_t} \\ \implies & 1 + |k_d| < 2 + \xi_t|v|/\sqrt{\psi_t} \\ \implies & r_d(t) \leq \tilde{O} \left(\sqrt{\frac{V_t}{t} \log \left((2 + \xi_t|v|t^{-1/2})^2 \xi_t^{-2} \alpha^{-1} t^{3/2} \right)} \right), \end{aligned}$$

demonstrating a logarithmic penalty in the probe value v (e.g., Figure 7).

Sub-optimality of k_d The choice of k_d in Algorithm 3 is amenable to analysis, but unlike in Algorithm 1, it is not optimal. In Algorithm 1 the probability is allocated uniformly at each depth, and therefore the closest grid point provides the tightest estimate. However in Algorithm 3, the probability budget decreases with $|k_d|$ and because k_d can be negative, it is possible that a different k_d can produce a tighter upper bound. Since every k_d is covered by the union bound, in principle we could optimize over all k_d but it is unclear how to do this efficiently. In our implementation we do not search over all k_d , but we do adjust k_d to be closest to the origin with the same empirical counts.

Algorithm 3 Entire Real Line Upper Bound. $\epsilon(d)$ is an increasing function specifying the resolution of discretization at level d . $\Xi_t(\rho; \delta, d, \Psi_t)$ is an upper confidence sequence for fixed value ρ with coverage at least $(1 - \delta)$.

Input: value v ; confidence α ; sufficient statistic Ψ_t .

// e.g. $\Psi_t \doteq X_{1:t}$ or $\Psi_t \doteq (W_{1:t}, X_{1:t})$

Output: $U_t(v)$ satisfying Equation (2).

$u \leftarrow 1$

for $d = 1$ **to** ∞ **do**

$k_d \leftarrow \lceil \epsilon(d)^{-1} v \rceil$

// Sub-optimal: see text for details

$\rho_d \leftarrow \epsilon(d) k_d$

$\delta_d \leftarrow (\alpha/2^d) (3/(\pi^2-3)(1+|k_d|)^2)$

// Union bound over $d \in \mathbb{N}$ and $k_d \in \mathbb{Z}$

$u \leftarrow \min(u, \Xi_t(\rho_d; \delta_d, d, \Psi_t))$

if $0 = \sum_{s \leq t} 1_{X_s \in (v, \rho_d]}$ **then**

return u

end if

end for

D.2 Discrete Jumps

Known Countably Infinite Suppose D is smooth wrt a reference measure M , where M is of the form

$$M = \check{M} + \sum_{i \in I} \zeta_i 1_{v_i},$$

with I a countable index set, $1 \geq \sum_{i \in I} \zeta_i$ and \check{M} a sub-probability measure normalizing to $(1 - \sum_{i \in I} \zeta_i)$. Then we can allocate $(1 - \sum_{i \in I} \zeta_i)$ of our overall coverage probability to bounding \check{M} using Algorithm 1 and Algorithm 2. For the remaining $\{v_i\}_{i \in I}$ we can run explicit pointwise bounds each with coverage probability fraction ζ_i .

Computationally, early termination of the infinite search over the discrete bounds is possible. Suppose (wlog) I indexes ζ in non-increasing order, i.e., $i \leq j \implies \zeta_i \leq \zeta_j$: then as soon as there are no remaining empirical counts between the desired value v and the most recent discrete value v_i , the search over discrete bounds can terminate.

E Importance-Weighted Variant

E.1 Modified Bounds

Algorithm 1 and Algorithm 2 are unmodified, with the caveat that the oracles Λ_t and Ξ_t must now operate on an importance-weighted realization $(W_{1:t}, X_{1:t})$, rather than directly on the realization $X_{1:t}$.

E.1.1 DDRM Variant

For simplicity we describe the lower bound Λ_t only. The upper bound is derived analogously via the equality $Y_s = W_s - (W_s - Y_s)$ and a lower bound on $(W_s - Y_s)$: see Waudby-Smith et al. [2022, Remark 3] for more details.

This is the Heavy NSM from Mineiro [2022] combined with the L^* bound of Orabona [2019, §4.2.3]. The Heavy NSM allow us to handle importance weights with unbounded variance, while the Adagrad L^* bound facilitates lazy evaluation.

For fixed v , let $Y_t = W_t 1_{X_t \geq v}$ be a non-negative real-valued discrete-time random process, let $\hat{Y}_t \in [0, 1]$ be a predictable sequence, and let $\lambda \in [0, 1]$ be a fixed scalar bet. Then

$$E_t(\lambda) \doteq \exp \left(\lambda \left(\sum_{s \leq t} \hat{Y}_s - \mathbb{E}_{s-1} [Y_s] \right) + \sum_{s \leq t} \log \left(1 + \lambda (Y_s - \hat{Y}_s) \right) \right)$$

is a test supermartingale [Mineiro, 2022, §3]. Manipulating,

$$\begin{aligned}
 E_t(\lambda) &= \exp \left(\lambda \left(\sum_{s \leq t} Y_s - \mathbb{E}_{s-1} [Y_s] \right) - \sum_{s \leq t} \underbrace{\left(\lambda (Y_s - \hat{Y}_s) - \log \left(1 + \lambda (Y_s - \hat{Y}_s) \right) \right)}_{\doteq h(\lambda(Y_s - \hat{Y}_s))} \right) \\
 &= \exp \left(\lambda \left(\sum_{s \leq t} Y_s - \mathbb{E}_{s-1} [Y_s] \right) - \sum_{s \leq t} h(\lambda(Y_s - \hat{Y}_s)) \right) \\
 &\geq \exp \left(\lambda \left(\sum_{s \leq t} Y_s - \mathbb{E}_{s-1} [Y_s] \right) - \left(\sum_{s \leq t} h(\lambda(Y_s - \hat{Y}_t^*)) \right) - \text{Reg}(t) \right) \quad (\dagger) \\
 &= \exp \left(\lambda \left(t\hat{Y}_t^* - \sum_{s \leq t} \mathbb{E}_{s-1} [Y_s] \right) + \sum_{s \leq t} \log \left(1 + \lambda (Y_s - \hat{Y}_t^*) \right) - \text{Reg}(t) \right),
 \end{aligned}$$

where for (\dagger) we use a no-regret learner on $h(\cdot)$ with regret $\text{Reg}(t)$ to any constant prediction $\hat{Y}_t^* \in [0, 1]$. The function $h(\cdot)$ is M -smooth with $M = \frac{\lambda^2}{(1-\lambda)^2}$ so we can get an L^* bound [Orabona, 2019, §4.2.3] of

$$\begin{aligned}
 \text{Reg}(t) &= 4 \frac{\lambda^2}{(1-\lambda)^2} + 4 \frac{\lambda}{1-\lambda} \sqrt{\sum_{s \leq t} h(\lambda(Y_s - \hat{Y}_t^*))} \\
 &= 4 \frac{\lambda^2}{(1-\lambda)^2} + 4 \frac{\lambda}{1-\lambda} \sqrt{\left(-t\hat{Y}_t^* + \sum_{s \leq t} Y_s \right) - \sum_{s \leq t} \log \left(1 + \lambda (Y_s - \hat{Y}_t^*) \right)},
 \end{aligned}$$

thus essentially our variance process is inflated by a square-root. In exchange we do not have to actually run the no-regret algorithm, which eases the computational burden. We can compete with any in-hindsight prediction: if we choose to compete with the clipped running mean \bar{Y}_t then we end up with

$$E_t(\lambda) \geq \exp \left(\lambda \left(\min \left(t, \sum_{s \leq t} Y_s \right) - \mathbb{E}_{s-1} [Y_s] \right) + \sum_{s \leq t} \log \left(1 + \lambda (Y_s - \bar{Y}_t) \right) - \text{Reg}(t) \right), \quad (15)$$

which is implemented in the reference implementation as `LogApprox.getLowerBoundWithRegret(1am)`. The λ -s are mixed using DDRM from Mineiro [2022, Thm. 4], implemented via the DDRM class and the `getDDRMCSLowerBound` method in the reference implementation. `getDDRMCSLowerBound` provably correctly early terminates the infinite sum by leveraging

$$\sum_{s \leq t} \log \left(1 + \lambda (Y_s - \bar{Y}_t) \right) \leq \lambda \left(\sum_{s \leq t} Y_s - t\bar{Y}_t \right)$$

as seen in the termination criterion of the inner method `logwealth(mu)`.

To minimize computational overhead, we can lower bound $\log(a+b)$ for $b \geq 0$ using strong concavity qua Mineiro [2022, Thm. 3], resulting in the following geometrically spaced collection of sufficient statistics:

$$(1+k)^{n_l} = z_l \leq z < z_u = (1+k)z_l = (1+k)^{n_l+1},$$

along with distinct statistics for $z = 0$. k is a hyperparameter controlling the granularity of the discretization (tighter lower bound vs. more space overhead): we use $k = 1/4$ exclusively in our experiments. Note the coverage guarantee is preserved for any choice of k since we are lower bounding the wealth.

Given these statistics, the wealth can be lower bounded given any bet λ and any in-hindsight prediction \hat{Y}_t^* via

$$\begin{aligned}
 f(z) &\doteq \log \left(1 + \lambda (z - \hat{Y}_t^*) \right), \\
 f(z) &\geq \alpha f(z_l) + (1-\alpha) f(z_u) + \frac{1}{2} \alpha (1-\alpha) m(z_l), \\
 \alpha &\doteq \frac{z_u - z}{z_u - z_l}, \\
 m(z_l) &\doteq \left(\frac{k z_l \lambda}{k z_l \lambda + 1 - \lambda \hat{Y}_t^*} \right)^2.
 \end{aligned}$$

Thus when accumulating the statistics, for each $Y_s = W_s 1_{X_s \geq v}$, a value of α must be accumulated at key $f(z_l)$, a value of $(1 - \alpha)$ accumulated at key $f(z_u)$, and a value of $\alpha(1 - \alpha)$ accumulated at key $m(z_l)$. The `LogApprox::update` method from the reference implementation implements this.

Because these sufficient statistics are data linear, a further computational trick is to accumulate the sufficient statistics with equality only, i.e., for $Y_s = W_s 1_{X_s = v}$; and when the CDF curve is desired, combine these point statistics into cumulative statistics. In this manner only $O(1)$ incremental work is done per datapoint; while an additional $O(t \log(t))$ work is done to accumulate all the sufficient statistics only when the bounds need be computed. The method `StreamingDDRMECDF::Frozen::_init__` from the reference implementation contains this logic.

E.1.2 Empirical Bernstein Variant

For simplicity we describe the lower bound Λ_t only. The upper bound is derived analogously via the equality $Y_s = W_s - (W_s - Y_s)$ and a lower bound on $(W_s - Y_s)$: see Waudby-Smith et al. [2022, Remark 3] for more details.

This is the empirical Bernstein NSM from Howard et al. [2021] combined with the L^* bound of Orabona [2019, §4.2.3]. Relative to DDRM it is faster to compute, has a more concise sufficient statistic, and is easier to analyze; but it is wider empirically, and theoretically requires finite importance weight variance to converge.

For fixed v , let $Y_t = W_t 1_{X_t \geq v}$ be a non-negative real-valued discrete-time random process, let $\hat{Y}_t \in [0, 1]$ be a predictable sequence, and let $\lambda \in [0, 1)$ be a fixed scalar bet. Then

$$E_t(\lambda) \doteq \exp \left(\lambda \left(\sum_{s \leq t} \hat{Y}_s - \mathbb{E}_{s-1} [Y_s] \right) + \sum_{s \leq t} \log \left(1 + \lambda (Y_s - \hat{Y}_s) \right) \right)$$

is a test supermartingale [Mineiro, 2022, §3]. Manipulating,

$$\begin{aligned} E_t(\lambda) &\doteq \exp \left(\lambda \left(\sum_{s \leq t} Y_s - \mathbb{E}_{s-1} [Y_s] \right) - \underbrace{\sum_{s \leq t} \left(\lambda (Y_s - \hat{Y}_s) - \log \left(1 + \lambda (Y_s - \hat{Y}_s) \right) \right)}_{\doteq h(\lambda(Y_s - \hat{Y}_s))} \right) \\ &\geq \exp \left(\lambda \left(\sum_{s \leq t} Y_s - \mathbb{E}_{s-1} [Y_s] \right) - h(-\lambda) \sum_{s \leq t} (Y_s - \hat{Y}_s)^2 \right) \quad \text{[Fan, Lemma 4.1]} \\ &\geq \exp \left(\lambda \left(\sum_{s \leq t} Y_s - \mathbb{E}_{s-1} [Y_s] \right) - h(-\lambda) \left(\text{Reg}(t) + \sum_{s \leq t} (Y_s - Y_t^*)^2 \right) \right) \quad (\dagger), \\ &\doteq \exp(\lambda S_t - h(-\lambda) V_t), \end{aligned}$$

where $S_t = \sum_{s \leq t} Y_s - \mathbb{E}_{s-1} [Y_s]$ and for (\dagger) we use a no-regret learner on squared loss on feasible set $[0, 1]$ with regret $\text{Reg}(t)$ to any constant in-hindsight prediction $\hat{Y}_t^* \in [0, 1]$. Since Y_s is unbounded above, the loss is not Lipschitz and we can't get fast rates for squared loss, but we can run Adagrad and get an L^* bound,

$$\begin{aligned} \text{Reg}(t) &= 2\sqrt{2} \sqrt{\sum_{s \leq t} g_s^2} \\ &= 4\sqrt{2} \sqrt{\sum_{s \leq t} (Y_s - \hat{Y}_s)^2} \\ &\leq 4\sqrt{2} \sqrt{\text{Reg}(t) + \sum_{s \leq t} (Y_s - \hat{Y}_t^*)^2}, \\ \implies \text{Reg}(t) &\leq 16 + 4\sqrt{2} \sqrt{8 + \sum_{s \leq t} (Y_s - \hat{Y}_t^*)^2}. \end{aligned}$$

Thus basically our variance process is inflated by an additive square root.

We will compete with $Y_t^* = \min(1, \frac{1}{t} \sum_s Y_s)$.

A key advantage of the empirical Bernstein over DDRM is the availability of both a conjugate (closed-form) mixture over λ and a closed-form majorized stitched boundary. This yields both computational speedup and analytical tractability.

For a conjugate mixture, we use the truncated gamma prior from Waudby-Smith et al. [2022, Theorem 2] which yields mixture wealth

$$M_t^{\text{EB}} \doteq \left(\frac{\tau^\tau e^{-\tau}}{\Gamma(\tau) - \Gamma(\tau, \tau)} \right) \left(\frac{1}{\tau + V_t} \right) {}_1F_1(1, V_t + \tau + 1, S_t + V_t + \tau), \quad (16)$$

where ${}_1F_1(\dots)$ is Kummer's confluent hypergeometric function and $\Gamma(\cdot, \cdot)$ is the upper incomplete gamma function. For the hyperparameter, we use $\tau = 1$.

E.2 Proof of Theorem 3.4

Theorem 3.4. *Let $U_t(v)$ and $L_t(v)$ be the upper and lower bounds returned by Algorithm 1 and Algorithm 2 respectively with $\epsilon(d) = 2^d$ and the confidence sequences Λ_t and Ξ_t of Equation (17). If $\forall t : \mathbb{P}_t$ is ξ_t -smooth wrt the uniform distribution on the unit interval then*

$$\begin{aligned} \forall t, \forall v : U_t(v) - L_t(v) &\leq \\ B_t + \sqrt{\frac{(\tau + V_t)/t}{t}} & \\ + \tilde{O} \left(\sqrt{\frac{(\tau + V_t)/t}{t} \log(\xi_t^{-2} \alpha^{-1})} \right) & \\ + \tilde{O}(t^{-1} \log(\xi_t^{-2} \alpha^{-1})), & \end{aligned} \quad (7)$$

where $q_t \doteq \overline{\text{CDF}}_t(v)$, $K(q_t) \doteq (q_t^{-1/2})/\log(q_t/1-q_t)$; $V_t = O(K(q_t) \sum_{s \leq t} W_s^2)$, $B_t \doteq t^{-1} \sum_{s \leq t} (W_s - 1)$, and $\tilde{O}()$ elides polylog V_t factors.

Note v is fixed for the entire argument below, and ξ_t denotes the unknown smoothness parameter at time t .

We will argue that the upper confidence radius $U_t(v) - t^{-1} \sum_{s \leq t} W_s 1_{X_s \leq v}$ has the desired rate. An analogous argument applies to the lower confidence radius. One difference from the non-importance-weighted case is that, to be sub-exponential, the lower bound is constructed from an upper bound on $U'_t(v) = W_s(1 - 1_{X_s \leq v})$ via $L_t(v) - 1 - U'_t(v)$, which introduces an additional $B_t = t^{-1} \sum_{s \leq t} (W_s - 1)$ term to the width. (Note, because $\forall t : \mathbb{E}_t[W_t - 1] = 0$, this term will concentrate, but we will simply use the realized value here.)

For the proof we introduce an integer parameter $\eta \geq 2$ which controls both the grid spacing ($\epsilon(d) = \eta^d$) and the allocation of error probabilities to levels ($\delta_d = \alpha/(\eta^d \epsilon(d))$). In the main paper we set $\eta = 2$.

At level d we construct η^d confidence sequences on an evenly-spaced grid of values $1/\eta^d, 2/\eta^d, \dots, 1$. We divide total error probability α/η^d at level d among these η^d confidence sequences, so that each individual confidence sequence has error probability α/η^{2d} .

For a fixed bet λ and value ρ , S_t defined in Appendix E.1.2 is sub-exponential qua Howard et al. [2021, Definition 1] and therefore from Lemma E.1 there exists an explicit mixture distribution over λ inducing (curved) boundary

$$\begin{aligned} \frac{\alpha}{\eta^{2d}} &\geq \mathbb{P} \left(\exists t \geq 1 : \frac{S_t}{t} \geq \max \left(\frac{C(\tau)}{t}, u \left(V_t; \tau, \frac{\alpha}{\eta^{2d}} \right) \right) \right), \\ u \left(V_t; \tau, \frac{\alpha}{\eta^{2d}} \right) &= \sqrt{2 \left(\frac{(\tau + V_t)/t}{t} \right) \log \left(\sqrt{\frac{\tau + V_t}{2\pi}} e^{-\frac{1}{12(\tau + V_t) + 1}} \left(\frac{1 + \eta^{2d} \alpha^{-1}}{C(\tau)} \right) \right)} \\ &\quad + \frac{1}{t} \log \left(\sqrt{\frac{\tau + V_t}{2\pi}} e^{-\frac{1}{12(\tau + V_t) + 1}} \left(\frac{1 + \eta^{2d} \alpha^{-1}}{C(\tau)} \right) \right), \end{aligned} \quad (17)$$

where $S_t \doteq \overline{\text{CDF}}_t(\rho) - t^{-1} \sum_{s \leq t} W_s 1_{X_s \leq \rho}$, and τ is a hyperparameter to be determined further below.

Because the values at level d are $1/\eta^d$ apart, the worst-case discretization error in the estimated average CDF value is

$$\overline{\text{CDF}}_t(\epsilon(d)[\epsilon(d)^{-1}v]) - \overline{\text{CDF}}_t(v) \leq 1/(\xi_t \eta^d),$$

and the total worst-case confidence radius including discretization error is

$$r_d(t) = \frac{1}{\xi_t \eta^d} + \max \left(\frac{C(\tau)}{t}, u \left(V_t; \tau, \frac{\alpha}{\eta^{2d}} \right) \right).$$

Now evaluate at d such that $\sqrt{\psi_t} < \xi_t \eta^d \leq \eta \sqrt{\psi_t}$ where $\psi_t \doteq t((\tau + V_t)/t)^{-1}$,

$$\begin{aligned} r_d(t) &\leq \frac{1}{\sqrt{\psi_t}} + \max\left(\frac{C(\tau)}{t}, u\left(V_t; \tau, \frac{\alpha}{\eta^2 \xi_t^{-2} \psi_t}\right)\right) \\ &= \sqrt{\frac{(\tau + V_t)/t}{t}} + \tilde{O}\left(\sqrt{\frac{(\tau + V_t)/t}{t} \log(\xi_t^{-2} \alpha^{-1})}\right) + \tilde{O}(t^{-1} \log(\xi_t^{-2} \alpha^{-1})), \end{aligned}$$

where $\tilde{O}()$ elides polylog V_t factors. The final result is not very sensitive to the choice of τ , and we use $\tau = 1$ in practice.

Lemma E.1. *Suppose*

$$\begin{aligned} &\exp(\lambda S_t - \psi_e(\lambda) V_t), \\ \psi_e(\lambda) &\doteq -\lambda - \log(1 - \lambda), \end{aligned}$$

is sub- ψ_e qua Howard et al. [2021, Definition 1]; then there exists an explicit mixture distribution over λ with hyperparameter $\tau > 0$ such that

$$\begin{aligned} \alpha &\geq \mathbb{P}\left(\exists t \geq 1 : \frac{S_t}{t} \geq \max\left(\frac{C(\tau)}{t}, u(V_t; \tau, \alpha)\right)\right), \\ u(V_t; \tau, \alpha) &= \sqrt{2 \left(\frac{(\tau + V_t)/t}{t}\right) \log\left(\sqrt{\frac{\tau + V_t}{2\pi}} e^{-\frac{1}{12(\tau + V_t) + 1}} \left(\frac{1 + \alpha^{-1}}{C(\tau)}\right)\right)} \\ &\quad + \frac{1}{t} \log\left(\sqrt{\frac{\tau + V_t}{2\pi}} e^{-\frac{1}{12(\tau + V_t) + 1}} \left(\frac{1 + \alpha^{-1}}{C(\tau)}\right)\right), \\ C(\tau) &\doteq \frac{\tau^\tau e^{-\tau}}{\Gamma(\tau) - \Gamma(\tau, \tau)}, \end{aligned}$$

is a (curved) uniform crossing boundary.

Proof. We can form the conjugate mixture using a truncated gamma prior from Howard et al. [2021, Proposition 9], in the form from Waudby-Smith et al. [2022, Theorem 2], which is our Equation (16).

$$M_t^{\text{EB}} \doteq \left(\frac{\tau^\tau e^{-\tau}}{\Gamma(\tau) - \Gamma(\tau, \tau)}\right) \left(\frac{1}{\tau + V_t}\right) {}_1F_1(1, V_t + \tau + 1, S_t + V_t + \tau),$$

where ${}_1F_1(\dots)$ is Kummer's confluent hypergeometric function. Using Olver et al. [2010, identity 13.6.5],

$${}_1F_1(1, a + 1, x) = e^x a x^{-a} (\Gamma(a) - \Gamma(a, x))$$

where $\Gamma(a, x)$ is the (unregularized) upper incomplete gamma function. From Pinelis [2020, Theorem 1.2] we have

$$\begin{aligned} \Gamma(a, x) &< \frac{x^a e^{-x}}{x - a} \\ \implies {}_1F_1(1, a + 1, x) &\geq e^x a x^{-a} \Gamma(a) - \frac{a}{x - a}. \end{aligned}$$

Applying this to the mixture yields

$$\begin{aligned} M_t^{\text{EB}} &\geq \frac{C(\tau) e^{\tau + V_t + S_t}}{(\tau + V_t + S_t)^{\tau + V_t}} \Gamma(\tau + V_t) - \frac{C(\tau)}{S_t} \\ &\geq \frac{C(\tau) e^{\tau + V_t + S_t}}{(\tau + V_t + S_t)^{\tau + V_t}} \Gamma(\tau + V_t) - 1, \end{aligned} \quad (\dagger)$$

where (†) follows from the self-imposed constraint $S_t \geq C(\tau)$. This yields crossing boundary

$$\begin{aligned}\alpha^{-1} &= \frac{C(\tau)e^{\tau+V_t+S_t}}{(\tau+V_t+S_t)^{\tau+V_t}} \Gamma(\tau+V_t) - 1, \\ \frac{e^{\tau+V_t+S_t}}{\left(1 + \frac{S_t}{\tau+V_t}\right)^{\tau+V_t}} &= \left(\frac{(\tau+V_t)^{\tau+V_t}}{\Gamma(\tau+V_t)}\right) \left(\frac{1+\alpha^{-1}}{C(\tau)}\right) \doteq \left(\frac{(\tau+V_t)^{\tau+V_t}}{\Gamma(\tau+V_t)}\right) \phi_t(\tau, \alpha), \\ \frac{e^{1+\frac{S_t}{\tau+V_t}}}{\left(1 + \frac{S_t}{\tau+V_t}\right)} &= \left(\frac{(\tau+V_t)^{\tau+V_t}}{\Gamma(\tau+V_t)}\right)^{\frac{1}{\tau+V_t}} \phi_t(\tau, \alpha)^{\frac{1}{\tau+V_t}} \doteq z_t, \\ S_t &= (\tau+V_t) (-1 - W_{-1}(-z_t^{-1})).\end{aligned}$$

Chatzigeorgiou [2013, Theorem 1] states

$$\begin{aligned}W_{-1}(-e^{-u-1}) &\in -1 - \sqrt{2u} + \left[-u, -\frac{2}{3}u\right] \\ \implies -1 - W_{-1}(-e^{-u-1}) &\in \sqrt{2u} + \left[\frac{2}{3}u, u\right].\end{aligned}$$

Substituting yields

$$(\tau+V_t) (-1 - W_{-1}(-z_t^{-1})) \leq (\tau+V_t) \left(\sqrt{2 \log\left(\frac{z_t}{e^1}\right)} + \log\left(\frac{z_t}{e^1}\right)\right). \quad (18)$$

From Feller [1958, Equation (9.8)] we have

$$\begin{aligned}\Gamma(1+n) &\in \sqrt{2\pi n} \left(\frac{n}{e^1}\right)^n \left[e^{\frac{1}{12n+1}}, e^{\frac{1}{12n}}\right] \\ \implies \left(\frac{(\tau+V_t)^{\tau+V_t}}{\Gamma(\tau+V_t)}\right)^{\frac{1}{\tau+V_t}} &\in \left(\frac{\tau+V_t}{2\pi}\right)^{\frac{1}{2(\tau+V_t)}} e^1 \left[e^{-\frac{1}{12(\tau+V_t)^2}}, e^{-\frac{1}{12(\tau+V_t)^2+(\tau+V_t)}}\right].\end{aligned}$$

Therefore

$$\begin{aligned}(\tau+V_t) \sqrt{2 \log\left(\frac{z_t}{e^1}\right)} &\leq (\tau+V_t) \sqrt{2 \log\left(\left(\frac{\tau+V_t}{2\pi}\right)^{\frac{1}{2(\tau+V_t)}} e^{-\frac{1}{12(\tau+V_t)^2+(\tau+V_t)}} \phi_t(\tau, \alpha)^{\frac{1}{\tau+V_t}}\right)} \\ &= \sqrt{2(\tau+V_t) \log\left(\sqrt{\frac{\tau+V_t}{2\pi}} e^{-\frac{1}{12(\tau+V_t)+1}} \phi_t(\tau, \alpha)\right)},\end{aligned} \quad (19)$$

and

$$\begin{aligned}(\tau+V_t) \log\left(\frac{z_t}{e^1}\right) &\leq (\tau+V_t) \log\left(\left(\frac{\tau+V_t}{2\pi}\right)^{\frac{1}{2(\tau+V_t)}} e^{-\frac{1}{12(\tau+V_t)^2+(\tau+V_t)}} \phi_t(\tau, \alpha)^{\frac{1}{\tau+V_t}}\right) \\ &= \log\left(\sqrt{\frac{\tau+V_t}{2\pi}} e^{-\frac{1}{12(\tau+V_t)+1}} \phi_t(\tau, \alpha)\right).\end{aligned} \quad (20)$$

Combining Equations (18) to (20) yields the crossing boundary

$$\begin{aligned}\frac{S_t}{t} &= \sqrt{2 \left(\frac{(\tau+V_t)/t}{t}\right) \log\left(\sqrt{\frac{\tau+V_t}{2\pi}} e^{-\frac{1}{12(\tau+V_t)+1}} \left(\frac{1+\alpha^{-1}}{C(\tau)}\right)\right)} \\ &\quad + \frac{1}{t} \log\left(\sqrt{\frac{\tau+V_t}{2\pi}} e^{-\frac{1}{12(\tau+V_t)+1}} \left(\frac{1+\alpha^{-1}}{C(\tau)}\right)\right).\end{aligned}$$

□

F Simulations

F.1 i.i.d. setting

For non-importance-weighted simulations, we use the Beta-Binomial boundary of Howard et al. [2021] for Λ_t and Ξ_t . The curved boundary is induced by the test NSM

$$\begin{aligned} W_t(b; \hat{q}_t, q_t) &= \frac{\int_{q_t}^1 d\text{Beta}(p; bq_t, b(1-q_t)) \left(\frac{p}{q_t}\right)^{t\hat{q}_t} \left(\frac{1-p}{1-q_t}\right)^{t(1-\hat{q}_t)}}{\int_{q_t}^1 d\text{Beta}(p; bq_t, b(1-q_t))} \\ &= \frac{1}{(1-q_t)^{t(1-\hat{q}_t)} q_t^{t\hat{q}_t}} \left(\frac{\text{Beta}(q_t, 1, bq_t + t\hat{q}_t, b(1-q_t) + t(1-\hat{q}_t))}{\text{Beta}(q_t, 1, bq_t, b(1-q_t))} \right) \end{aligned}$$

with prior parameter $b = 1$. Further documentation and details are in the reference implementation `csnsquantile.ipynb`.

The importance-weighted simulations use the constructions from Appendix E: the reference implementation is in `csnsopquantile.ipynb` for the DDRM variant and `csnsopquantile-eborn.ipynb` for the empirical Bernstein variant.

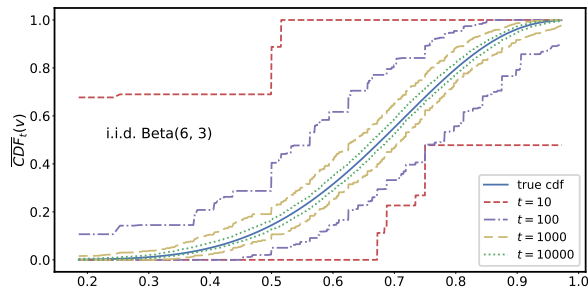


Figure 2: CDF bounds approaching the true CDF when sampling i.i.d. from a Beta(6,3) distribution. Note these bounds are simultaneously valid for all times and values.

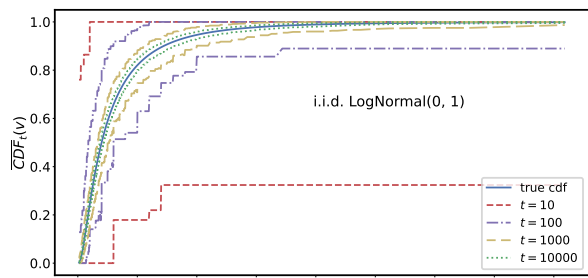


Figure 9: CDF bounds approaching the true CDF when sampling i.i.d. from a lognormal(0, 1) distribution. Recall these bounds are simultaneously valid for all times and values.

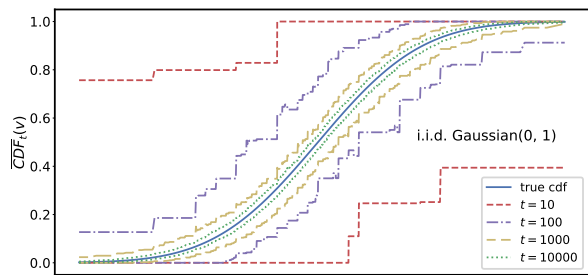


Figure 10: CDF bounds approaching the true CDF when sampling i.i.d. from a Gaussian(0, 1) distribution. Recall these bounds are simultaneously valid for all times and values.

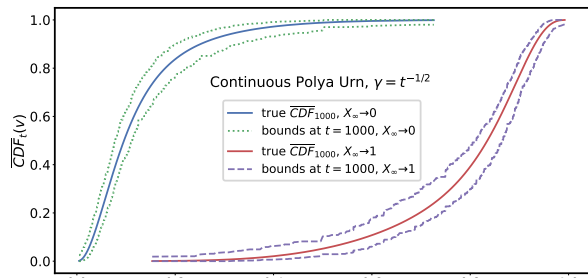


Figure 3: Nonstationary Polya simulation for two seeds approaching different average conditional CDFs. Bounds successfully track the true CDFs in both cases. See Section 4.2.

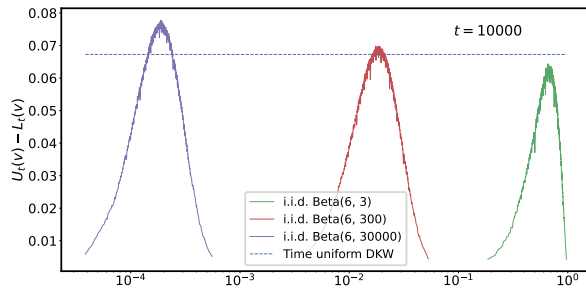


Figure 8: Comparison to naive time-uniform DKW (which is only valid in the i.i.d. setting) for Beta distributions of varying smoothness. Decreasing smoothness degrades our bound.

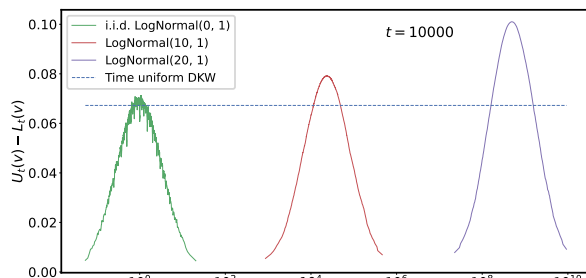


Figure 7: Demonstration of the variant described in Section 3.2 and Appendix D.1 for distributions with arbitrary support, based on i.i.d. sampling from a variety of log-normal distributions. Logarithmic range dependence is evident.

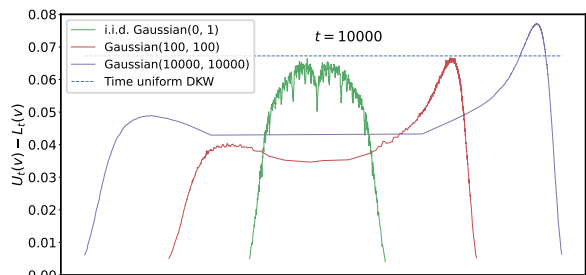


Figure 11: Demonstration of the variant described in Section 3.2 and Appendix D.1 for distributions with arbitrary support, based on i.i.d. sampling from a variety of Gaussian distributions. Logarithmic range dependence is evident.

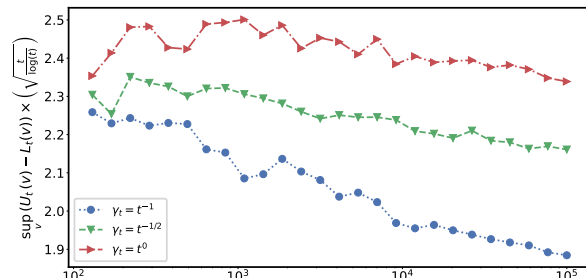


Figure 12: Maximum bound width, scaled by $\sqrt{t/\log(t)}$ to remove the primary trend, as a function of t , for nonstationary Polya simulations with different γ_t schedules. See Section 4.2

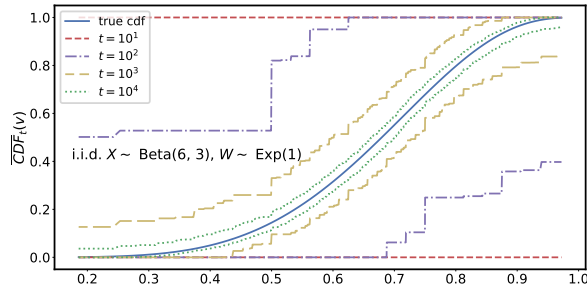


Figure 13: CDF bounds approaching the true counterfactual CDF when sampling i.i.d. from a Beta(6,3) with finite-variance importance weights, using DDRM for the oracle confidence sequence.

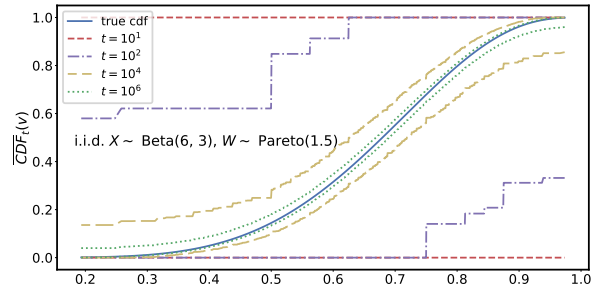


Figure 5: CDF bounds approaching the true counterfactual CDF when sampling i.i.d. from a Beta(6,3) with infinite-variance importance weights, using DDRM for the oracle confidence sequence.

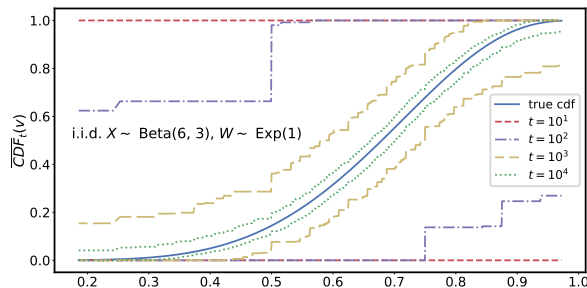


Figure 14: CDF bounds approaching the true counterfactual CDF when sampling i.i.d. from a Beta(6,3) with finite-variance importance weights, using Empirical Bernstein for the oracle confidence sequence.

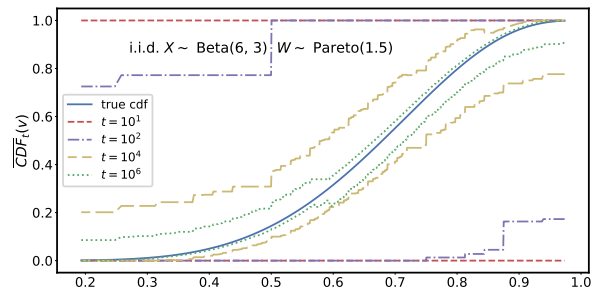


Figure 15: CDF bounds approaching the true counterfactual CDF when sampling i.i.d. from a Beta(6,3) with infinite-variance importance weights, using Empirical Bernstein for the oracle confidence sequence. Despite apparent convergence, eventually this simulation would reset the Empirical Bernstein oracle confidence sequence to trivial bounds.