
Permutation Equivariant Neural Functionals

Allan Zhou¹ Kaien Yang¹ Kaylee Burns¹ Yiding Jiang² Samuel Sokota²
J. Zico Kolter² Chelsea Finn¹
¹Stanford University ²Carnegie Mellon University
ayz@cs.stanford.edu

Abstract

This work studies the design of neural networks that can process the weights or gradients of other neural networks, which we refer to as *neural functional networks* (NFNs). Despite a wide range of potential applications, including learned optimization, processing implicit neural representations, network editing, and policy evaluation, there are few unifying principles for designing effective architectures that process the weights of other networks. We approach the design of neural functionals through the lens of symmetry, in particular by focusing on the permutation symmetries that arise in the weights of deep feedforward networks because hidden layer neurons have no inherent order. We introduce a framework for building *permutation equivariant* neural functionals, whose architectures encode these symmetries as an inductive bias. The key building blocks of this framework are *NF-Layers* (neural functional layers) that we constrain to be permutation equivariant through an appropriate parameter sharing scheme. In our experiments, we find that permutation equivariant neural functionals are effective on a diverse set of tasks that require processing the weights of MLPs and CNNs, such as predicting classifier generalization, producing “winning ticket” sparsity masks for initializations, and editing the weights of implicit neural representations (INRs). In addition, we provide code for our models and experiments¹.

1 Introduction

As deep neural networks have become increasingly prevalent across various domains, there has been a growing interest in techniques for processing their weights and gradients as data. Example applications include learnable optimizers for neural network training [3, 49, 2, 39], extracting information from implicit neural representations of data [54, 40, 51], corrective editing of network weights [50, 9, 41], policy evaluation [20], and Bayesian inference given networks as evidence [53]. We refer to functions of a neural network’s weight space (such as weights, gradients, or sparsity masks) as *neural functionals*; when these functions are themselves neural networks, we call them *neural functional networks* (NFNs).

In this work, we design neural functional networks by incorporating relevant *symmetries* directly into the architecture, following a general line of work in “geometric deep learning” [7, 47, 30, 5]. For neural functionals, the symmetries of interest are transformations of a network’s weights that preserve the network’s behavior [23]. In particular, we focus on *neuron permutation symmetries*, which are those that arise from the fact that the neurons of hidden layers have no inherent order.

Neuron permutation symmetries are simplest in feedforward networks, such as multilayer perceptrons (MLPs) and basic convolutional neural networks (CNNs). These symmetries are induced by the fact that the neurons in each hidden layer of a feedforward network can be arbitrarily permuted without changing its behavior. In MLPs, permuting the neurons in hidden layer i corresponds to permuting

¹<https://github.com/AllanYangZhou/nfn>

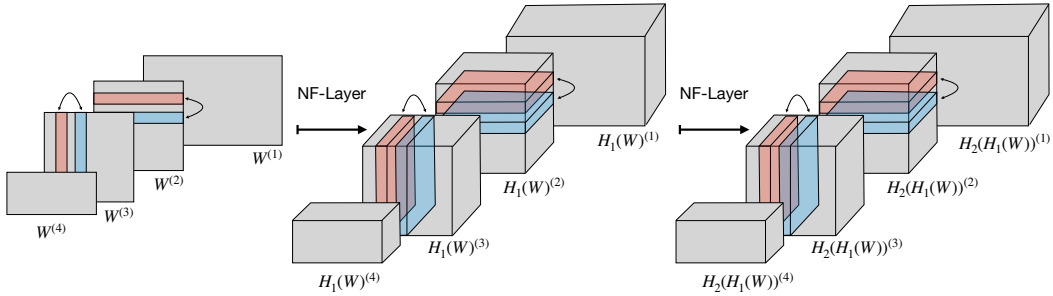


Figure 1: The internal operation of our permutation equivariant neural functionals (NFNs). The NFN processes the input weights through a series of equivariant NF-Layers, with each one producing *weight-space feature maps* with varying numbers of channels. In this example, a neuron permutation symmetry simultaneously permutes the rows of $W^{(2)}$ and the columns of $W^{(3)}$. This permutation propagates through the NFN in an equivariant manner.

the rows of the weight matrix $W^{(i)}$, and the columns of the next weight matrix $W^{(i+1)}$ as shown on the left-hand side of Figure 1. Note that the same permutation must be applied to the rows $W^{(i)}$ and columns of $W^{(i+1)}$, since applying *different* permutations generally changes network behavior and hence does not constitute a neuron permutation symmetry.

We introduce a new framework for constructing neural functional networks that are invariant or equivariant to neuron permutation symmetries. Our framework extends a long line of work on permutation equivariant architectures [46, 60, 21, 56, 36] that design equivariant layers for a particular permutation symmetry of interest. Specifically, we introduce neural functional layers (NF-Layers) that operate on weight-space feature maps (see Figure 1) while being equivariant to neuron permutation symmetries. Composing these NF-Layers with pointwise non-linearities produces equivariant neural functionals.

We propose different NF-Layers depending on the assumed symmetries of the input weight space: either only the hidden neurons of the feedforward network can be permuted (hidden neuron permutation, HNP), or all neurons, including inputs and outputs, can be permuted (neuron permutation, NP). Although the HNP assumption is typically more appropriate, the corresponding NF-Layers can be parameter inefficient and computationally infeasible in some settings. In contrast, NF-Layers derived under NP assumptions often lead to much more efficient architectures, and, when combined with a positional encoding scheme we design, can even be effective on tasks that require breaking input and output symmetry. For situations where invariance is required, we also define invariant NF-Layers that can be applied on top of any equivariant weight-space feature map.

Finally, we investigate the applications of permutation equivariant neural functionals on tasks involving both feedforward MLPs and CNNs. Our first two tasks require (1) predicting the test accuracy of CNN image classifiers and (2) extracting information encoded in the weights of implicit neural representations (INRs). We then evaluate NFNs on their ability to (3) predict good sparsity masks for initializations (also called *winning tickets* [16]), and on (4) a weight-space “style-editing” task where the goal is to modify the content an INR encodes by directly editing its weights. In multiple experiments across these diverse settings, we find that permutation equivariant neural functionals consistently outperform non-equivariant methods and are effective for solving weight space tasks.

2 Equivariant neural functionals

This section begins with setting up basic concepts related to (hidden) neuron permutation symmetries, before defining the equivariant NF-Layers in Sec. 2.2 and invariant NF-Layers in Sec. 2.3.

2.1 Preliminaries

Consider an L -layer feedforward network having n_i neurons at layer i , with n_0 and n_L being the input and output dimensions, respectively. The network is parameterized by weights

Group	Abbrv	Permutable layers	Equivariant NF-Layer	
			Signature	Parameter count
$\mathcal{S} = \prod_{i=0}^L S_{n_i}$	NP	All layers	$H : \mathcal{U} \rightarrow \mathcal{U}$	$O(L^2)$
$\tilde{\mathcal{S}} = \prod_{i=1}^{L-1} S_{n_i}$	HNP	Hidden layers	$\tilde{H} : \mathcal{U} \rightarrow \mathcal{U}$	$O((L + n_0 + n_L)^2)$
—	—	None	$T : \mathcal{U} \rightarrow \mathcal{U}$	$\dim(\mathcal{U})^2$

Table 1: Permutation symmetries of L -layer feedforward networks with n_0, \dots, n_L neurons at each layer. All feedforward networks are invariant under hidden neuron permutations (HNP), while NP assumes that neurons can be permuted within every layer (including input and output). We show the corresponding equivariant NF-Layers which process the feedforward network’s weight space \mathcal{U} .

$W = \{ W^{(i)} \in \mathbb{R}^{n_i \times n_{i-1}} \mid i \in \llbracket 1..L \rrbracket \}$ and biases $v = \{ v^{(i)} \in \mathbb{R}^{n_i} \mid i \in \llbracket 1..L \rrbracket \}$. We denote the combined collection $U := (W, v)$ belonging to weight space, $\mathcal{U} := \mathcal{W} \times \mathcal{V}$.

Since the neurons in a hidden layer $i \in \{1, \dots, L-1\}$ have no inherent ordering, the network is invariant to the symmetric group S_{n_i} of permutations of the neurons in layer i . This reasoning applies to every hidden layer, so the network is invariant to $\tilde{\mathcal{S}} := S_{n_1} \times \dots \times S_{n_{L-1}}$, which we refer to as the **hidden neuron permutation** (HNP) group. Under the stronger assumption that neurons in the input and output layers are semantic representations of sets, the network is invariant to $\mathcal{S} := S_0 \times \dots \times S_{n_L}$, which we refer to as the **neuron permutation** (NP) group. We focus on the NP setting throughout the main text, and treat the HNP case in Appendix B. See Table 1 for a concise summary of the relevant notation for each symmetry group we consider.

Consider an MLP and a permutation $\sigma = (\sigma_0, \dots, \sigma_L) \in \mathcal{S}$. The action of the neuron permutation group is to permute the rows of each weight matrix $W^{(i)}$ by σ_i , and the columns by σ_{i-1} . Each bias vector $v^{(i)}$ is also permuted by σ_i . So the action is $\sigma U := (\sigma W, \sigma v)$, where:

$$[\sigma W]_{jk}^i = W_{\sigma_i^{-1}(j), \sigma_{i-1}^{-1}(k)}^{(i)}, \quad [\sigma v]_j^i = v_{\sigma_i^{-1}(j)}^{(i)}. \quad (1)$$

The *orbit* of U is the set of reachable elements of weight space \mathcal{U} under the group action.

Until now we have used $U = (W, v)$ to denote actual weights and biases, but the inputs to a neural functional layer could be any weight-space object such as a gradient, sparsity mask, or the output of a previous NF-Layer (Figure 1). We will generically refer to any element of the weight space as a *weight space feature map*.

The focus of this work is on making neural functionals that are equivariant (or invariant) to neuron permutation symmetries. A function $f : \mathcal{U} \rightarrow \mathcal{U}$ is **\mathcal{S} -equivariant** if permuting the input has the same effect as permuting the output:

$$\sigma f(U) = f(\sigma U), \quad \forall \sigma \in \mathcal{S}, U \in \mathcal{U}, \quad (2)$$

and a function $f : \mathcal{U} \rightarrow \mathbb{R}$ is **\mathcal{S} -invariant** if $f(\sigma U) = f(U)$ for all σ, U .

If f, g are equivariant, then their composition $f \circ g$ is also equivariant; if g is equivariant and f is invariant, then $f \circ g$ is invariant. Since pointwise nonlinearities are already permutation equivariant, our remaining task is to design a *linear* NF-Layer that is \mathcal{S} -equivariant. We can then construct equivariant neural functionals by stacking these NF-Layers with pointwise nonlinearities.

2.2 Equivariant NF-Layers

We now construct a linear \mathcal{S} -equivariant layer $H : \mathcal{U} \rightarrow \mathcal{U}$, which will serve as a key building block for neural functional networks. We begin with generic linear layers $T(\cdot; \theta) : \text{vec}(U) \mapsto \theta \text{vec}(U)$, where $\text{vec}(U) \in \mathbb{R}^{\dim(U)}$ is U flattened as a vector and $\theta \in \mathbb{R}^{\dim(U) \times \dim(U)}$ is a matrix of parameters. We show in Appendix B.3 that **any** \mathcal{S} -equivariant $T(\cdot; \theta)$ must satisfy a system of constraints on θ known as equivariant *parameter sharing*. We derive this parameter sharing by partitioning the entries of θ by the orbits of their indices under the action of \mathcal{S} , with parameters shared in each orbit [47]. Table 6 of the appendix describes the parameter sharing in detail.

Equivariant parameter sharing reduces the matrix-vector product $\theta \text{vec}(U)$ to the NF-Layer we now present. For simplicity we ignore \mathcal{V} and assume here that $\mathcal{U} = \mathcal{W}$ and defer the full form to Eq. 6

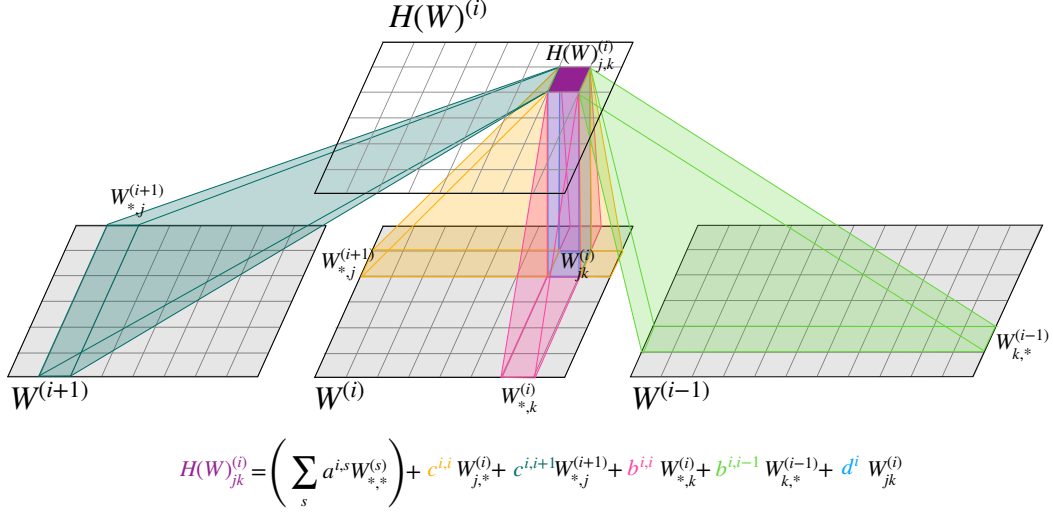


Figure 2: A permutation equivariant NF-Layer takes in a set of weight-space feature maps as input (bottom) and outputs a set of transformed feature maps as output (top), while respecting the neuron permutation symmetries of feedforward networks. This illustrates the computation of a single output element $H(W)_{jk}^{(i)}$, defined in Eq. 3. Each output is a weighted combination of rows or column sums of the input weights, which preserves permutation symmetry. The first term contributes a weighted combination of row-and-column sums from *every* input weight, but is omitted in this diagram for visual clarity.

in the appendix. Then $H : \mathcal{W} \rightarrow \mathcal{W}$ maps input $(W^{(1)}, \dots, W^{(L)})$ to $(H(W)^{(1)}, \dots, H(W)^{(L)})$. Recall that the inputs are not limited to being actual weights, and could be any weight-space feature map including the output of a previous NF-Layer. Each $H(W)^{(i)}$ has the same dimensions as $W^{(i)}$, and its elements are computed:

$$H(W)_{jk}^{(i)} = \left(\sum_s a^{i,s} W_{*,*}^{(s)} \right) + b^{i,i} W_{*,k}^{(i)} + b^{i,i-1} W_{k,*}^{(i-1)} + c^{i,i} W_{j,*}^{(i)} + c^{i,i+1} W_{*,j}^{(i+1)} + d^i W_{jk}^{(i)}. \quad (3)$$

The learnable parameters are in blue and \star denotes summation or averaging over a dimension (either rows or columns). Note that the terms involving $W^{(i-1)}$ or $W^{(i+1)}$ should be omitted for $i = 0$ and $i = L$, respectively. We also provide a concrete pseudocode implementation of H in Appendix A, which more explicitly illustrates the dimensions of the inputs, parameters, and outputs.

Figure 2 visually illustrates Eq. 3, showing how the row or column sums from each input contribute to each output (the first term, which contributes a weighted combination of the row-and-column sums of each input, is omitted for visual clarity). To gain intuition for the operation of H , it is straightforward to check that H is indeed NP-equivariant:

Proposition 1. *The NF-Layer $H : \mathcal{U} \rightarrow \mathcal{U}$ (Eq. 3 and Eq. 6) is \mathcal{S} -equivariant. Moreover, any linear \mathcal{S} -equivariant map $T : \mathcal{U} \rightarrow \mathcal{U}$ is equivalent to H for some choice of parameters a, b, c, d .*

Proof (sketch). We can verify that H satisfies the equivariance condition $[\sigma H(W)]_{jk}^{(i)} = H(\sigma W)_{jk}^{(i)}$ for any i, j, k by expanding each side of the equation using the definitions of the layer and action (Eq. 1). Moreover, Appendix B.3 shows that any \mathcal{S} -equivariant linear map $T(\cdot, \theta) : \mathcal{U} \rightarrow \mathcal{U}$ must have the same equivariant parameter sharing as H , meaning that it must be equivalent to H for some choice of parameter a, b, c, d . See Appendix B for the full proof. \square

Since $\tilde{\mathcal{S}}$ is a subgroup of \mathcal{S} , the layer H is also $\tilde{\mathcal{S}}$ -equivariant. However, the NP assumptions are often unnecessarily strong because the input and output dimensions usually have a fixed order, so we also construct an equivariant layer for the HNP setting using a similar strategy to before. We derive an $\tilde{\mathcal{S}}$ -equivariant parameter sharing (Tables 7-10 in the appendix), which results in the NF-layer $\tilde{H} : \mathcal{U} \rightarrow \mathcal{U}$ (Appendix C). This layer satisfies $\tilde{\mathcal{S}}$ -equivariance *without* satisfying \mathcal{S} -equivariance.

Table 1 summarizes the number of parameters (after parameter sharing) under different symmetry assumptions. While in general a linear layer $T(\cdot; \theta) : \mathcal{U} \rightarrow \mathcal{U}$ has $\dim(\mathcal{U})^2$ parameters, the equivariant NF-Layers have significantly fewer free parameters due to parameter sharing. The \mathcal{S} -equivariant layer H has $O(L^2)$, while the $\tilde{\mathcal{S}}$ -equivariant layer \tilde{H} has $O((L + n_0 + n_L)^2)$ parameters. The latter’s quadratic dependence on input and output dimensions can be prohibitive in some settings, such as in classification where the number of outputs can be tens of thousands.

Multi-channel NF-Layers. In practice, weight-space feature maps can contain multiple feature channels, analogous to the channel dimensions in CNNs. Feature maps with c channels live in $\mathcal{U}^c = \bigoplus_{i=1}^c \mathcal{U}$, the direct sum of c copies of \mathcal{U} . More concretely, each $U \in \mathcal{U}^c$ consists of weights $W = \{W^{(i)} \in \mathbb{R}^{n_i \times n_{i-1} \times c} \mid i \in \llbracket 1..L \rrbracket\}$ and biases $v = \{v^{(i)} \in \mathbb{R}^{n_i \times c} \mid i \in \llbracket 1..L \rrbracket\}$, with the channels in the final dimension. Then the action of \mathcal{S} on this multi-channel weight space is:

$$[\sigma W]_{j,k,:}^i = W_{\sigma_i^{-1}(j), \sigma_{i-1}^{-1}(k), :}^{(i)}, \quad [\sigma v]_{j,:}^i = v_{\sigma_i^{-1}(j), :}^{(i)}, \quad (4)$$

where $\sigma \in \mathcal{S}$ and the notation $W_{j,k,:}$ and $v_{j,:}$ indicate indexing in all but the final dimension, i.e., both are vectors in \mathbb{R}^c . By defining $W_{jk}^{(i)} := W_{j,k,:}^{(i)} \in \mathbb{R}^c$ and $v_j^{(i)} := v_{j,:}^{(i)} \in \mathbb{R}^c$, we see that the multi-channel action and the single-channel action (Eq. 1) have the same form since the permutations do not affect the channel indices.

We can then define the multi-channel NF-Layer $H : \mathcal{U}^{c_i} \rightarrow \mathcal{U}^{c_o}$ similarly to Eq. 3 but with each output $H(W)_{jk}^i \in \mathbb{R}^{c_o}$ being a vector instead of a scalar, and each term on the right hand side involving matrix-vector products instead of scalar products. In the multi-channel case, each parameter of Eq. 3 denotes a matrix in $\mathbb{R}^{c_o \times c_i}$ instead of a scalar, resulting in a factor of $c_o \times c_i$ more parameters compared to the single-channel case. Appendix A provides a concrete pseudocode implementation of the multi-channel NF-Layer.

Extension to convolutional weight spaces. In convolution layers, since neurons correspond to *channels*, we let n_i denote the number of channels at the i^{th} layer. Each bias $v^{(i)} \in \mathbb{R}^{n_i}$ has the same dimensions as in the fully connected case, so only the convolution filter needs to be treated differently since it has additional spatial dimension(s) that cannot be permuted. For example, consider a 1D CNN with filters $W = \{W^{(i)} \in \mathbb{R}^{n_i \times n_{i-1} \times w} \mid i \in \llbracket 1..L \rrbracket\}$, where $n_i \times n_{i-1}$ are the output and input channel dimensions and w is the filter width. We let $W_{jk}^{(i)} := W_{j,k,:}^{(i)} \in \mathbb{R}^w$ denote the k^{th} filter in the j^{th} output channel, then define the \mathcal{S} -action the same way as in Eq. 1.

We immediately observe the similarities to multi-channel feature maps: both add dimensions that are not permuted by the group action. In fact, suppose we have a c -channel feature map $U \in \mathcal{U}^c$ where \mathcal{U} is the weight-space of a 1D CNN. Then we combine the filter and channel dimensions of the weights, with $W^{(i)} \in \mathbb{R}^{n_i \times n_{i-1} \times (cw)}$. This allows us to reuse the multi-channel NF-Layer $H : \mathcal{U}^{wc_i} \rightarrow \mathcal{U}^{wc_o}$. Any further channel dimensions, such as those for 2D convolutions, can also be folded into the channel dimension.

It is common for CNNs in image classification to follow convolutional layers with pooling and fully connected (FC) layers, which opens the question of defining the \mathcal{S} -action when layer ℓ is FC and layer $\ell - 1$ is convolutional. If global spatial pooling removes all spatial dimensions from the output of $\ell - 1$ (as in e.g., ResNets [22] and the Small CNN Zoo [57]), then we can verify that the existing action definitions work without modification. We leave more complicated situations (e.g., when nontrivial spatial dimensions are flattened as input to FC layers) to future work.

IO-encoding. The \mathcal{S} -equivariant NF-Layer is more parameter efficient than the $\tilde{\mathcal{S}}$ -equivariant one (Table 1), but the input and output dimensions typically have fixed meaning making NP-symmetry incorrect. To resolve this problem, we can add either learned or fixed (sinusoidal) position embeddings to the columns of $W^{(1)}$ and the rows of $W^{(L)}$ and $v^{(L)}$; this encodes the input and output dimension information and breaks NP-symmetry even when using \mathcal{S} -equivariant layers. In our experiments, we find that IO-encoding paired with \mathcal{S} -equivariant NF-Layers can often achieve comparable performance to $\tilde{\mathcal{S}}$ -equivariant NF-Layers, while using a fraction of the parameters.

2.3 Invariant NF-Layers

Invariant neural functionals can be designed by composing multiple equivariant NF-Layers with an invariant NF-Layer, which can then be followed by an MLP. We define an \mathcal{S} -invariant layer

	NFN _{HNP}	NFN _{NP}	STATNN
CIFAR-10-GS	0.934 ± 0.001	0.922 ± 0.001	0.915 ± 0.002
SVHN-GS	0.931 ± 0.005	0.856 ± 0.001	0.843 ± 0.000

Table 2: Test τ of generalization prediction methods on the Small CNN Zoo [57], which contains the weights and test accuracies of many small CNNs trained on different datasets, such as CIFAR-10-GS or SVHN-GS. NFN_{HNP} outperforms other methods on both datasets. Uncertainties indicate max and min over two runs.

$P : \mathcal{U} \rightarrow \mathbb{R}^{2L}$ by simply summing or averaging the weight matrices and bias vectors across any axis that has permutation symmetry:

$$P(U) = \left(W_{*,*}^{(1)}, \dots, W_{*,*}^{(L)}, v_*^{(1)}, \dots, v_*^{(L)} \right). \quad (5)$$

We define the analogous $\tilde{\mathcal{S}}$ -invariant layer \tilde{P} in Eq. 20 of the appendix.

3 Experiments

Our experiments evaluate permutation equivariant neural functionals on a variety of tasks that require either invariance (predicting CNN generalization and extracting information from INRs) or equivariance (predicting “winning ticket” sparsity masks and weight-space editing of INR content).

Throughout the experiments, we construct neural functional networks (NFNs) using the NF-Layers described in the previous section. Although the specific design varies depending on the task, we will broadly refer to our permutation equivariant NFNs as NFN_{NP} and NFN_{HNP}, depending on which NF-Layer variant they use (see Table 1). We also evaluate a “pointwise” ablation of our equivariant NF-Layer that ignores interactions between weights by only using the last term of Eq. 3, computing $H(W)_{jk}^i := d^i W_{jk}^{(i)}$. We refer to NFNs that use this pointwise NF-Layer as NFN_{PT}.

Where feasible we also compare against neural functionals with standard FC layers, instead of equivariant NF-Layers. We optionally augment the training data with permutations (using Eq. 1) to encourage permutation symmetry. We refer to these methods as MLP and MLP_{Aug}.

3.1 Predicting CNN generalization from weights

Why deep neural networks generalize despite being heavily overparameterized is a longstanding research problem in deep learning. One recent line of work has investigated the possibility of directly predicting the test accuracy of the models from the weights [57, 13]. The goal is to study generalization in a data-driven fashion and ultimately identify useful patterns from the weights.

Prior methods develop various strategies for extracting potentially useful features from the weights before using them to predict the test accuracy [25, 59, 57, 26, 37]. However, using hand-crafted features could fail to capture intricate correlations between the weights and test accuracy. Instead, we explore using neural functionals to predict test accuracy from the *raw weights* of feedforward convolutional neural networks (CNN) from the *Small CNN Zoo* dataset [57], which contains thousands of CNN weights trained on several datasets with varied hyperparameters. We compare the predictive power of NFN_{HNP} and NFN_{NP} against a method of Unterthiner et al. [57] that trains predictors on statistical features extracted from each weight and bias, and refer to it as STATNN. To measure the predictive performance of each method, we use *Kendall’s τ* [27], a popular rank correlation metric with values in $[-1, 1]$.

In Table 2, we show the results on two challenging subsets of Small CNN Zoo corresponding to CNNs trained on CIFAR-10-GS and SVHN-GS (GS stands for grayscale). We see that NFN_{HNP} consistently performs the best on both datasets by a significant margin, showing that having access to the full weights can increase predictive power over hand-designed features as in STATNN. Because the input and output dimensionalities are small on these datasets, NFN_{HNP} only uses moderately more ($\sim 1.4\times$) parameters than NFN_{NP} with equivalent depth and channel dimensions, while having significantly better performance.

	NFN _{HNP}	NFN _{NP}	MLP	MLP _{Aug}
CIFAR-10	44.3 ± 0.20	46.5 ± 0.37	17.6 ± 0.07	19.1 ± 0.14
MNIST	86.1 ± 1.07	87.5 ± 0.90	14.3 ± 0.12	21.3 ± 0.16

Table 3: Classification test accuracies (%) for datasets of implicit neural representations (INRs) of either MNIST or CIFAR-10. Our equivariant NFNs outperform the MLP baselines, even when the MLP has permutation augmentations to encourage invariance. Uncertainties indicate standard error over three runs.

	Dense	IMP	Random	NFN _{NP}	NFN _{PT}
CIFAR-10	63.1 ± 0.06	44.0 ± 0.06	21.1 ± 0.26	41.4 ± 0.08	42.6 ± 0.07
MNIST	97.8 ± 0.0	96.2 ± 0.04	89.6 ± 0.36	94.8 ± 0.01	95.0 ± 0.01

Table 4: Test accuracy (%) of training with winning tickets (95% sparsity masks) produced either by running IMP or predicted by an NFN. We also show the performance of Random ticket (random mask of equivalent sparsity level), and Dense training (no sparsity). We show results for MLPs (trained on MNIST) and CNNs (trained on CIFAR-10). Uncertainties show standard error over initializations.

3.2 Classifying implicit neural representations

Given the rise of implicit neural representations (INRs) that encode data such as images and 3D-scenes [54, 38, 6, 43, 51, 40, 11, 12], it is natural to wonder how to extract information about the original data directly from the weights.

In this task, the goal is to perform “image classification” given only the weights of INRs, in particular SIRENs [51], trained on each image. Each SIREN is an MLP that maps image coordinates to pixel values (RGB or grayscale intensity), and its trained weights encode the information for a single image.

We construct datasets of INRs for both MNIST [34] and CIFAR-10 [31], treating the trained INRs as our data and using the original image label as the classification target. The INR datasets are split into training, validation, and testing the same way as image datasets. We construct and train invariant neural functionals to classify the INRs, and compare their performance against the MLP and MLP_{Aug} baselines.

The results in Table 3 show that NFN_{HNP} and NFN_{NP} consistently achieve higher test accuracies than the baseline methods on both datasets. Interestingly, NFN_{NP} matches NFN_{HNP} performance while using just 35% as many parameters on CIFAR-10 INR classification.

3.3 Predicting “winning ticket” masks from initialization

The Lottery Ticket Hypothesis [16, 17, LTH] conjectures the existence of *winning tickets*, or sparse initializations that train to the same final performance as dense networks, and showed their existence in some settings through iterative magnitude pruning (IMP). IMP retroactively finds a winning ticket by pruning *trained* models by magnitude; however, finding the winning ticket from only the initialization without training remains challenging.

We demonstrate that permutation equivariant neural functionals are a promising approach for finding winning tickets at initialization by learning over datasets of initializations and their winning tickets. Let $U_0 \in \mathcal{U}$ be an initialization and let the sparsity mask $M \in \{0, 1\}^{\dim(\mathcal{U})}$ be a winning ticket for the initialization, with zeros indicating that the corresponding entries of U_0 should be pruned. The goal is to predict a winning ticket \hat{M} given a held out initialization U_0 , such that the MLP initialized with U_0 and sparsity pattern \hat{M} will achieve a high test accuracy after training.

We construct a conditional variational autoencoder [28, 52, cVAE] that learns a generative model of the winning tickets conditioned on initialization and train on datasets of (initialization, ticket) pairs found by one step of IMP with a sparsity level of $P_m = 0.95$ for both MLPs trained on MNIST and CNNs trained on CIFAR-10. Table 4 compares the performance of tickets predicted by equivariant neural functionals against IMP tickets and random tickets. We generate random tickets by randomly

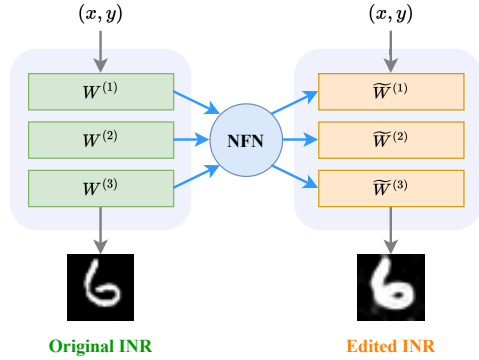


Figure 3: In weight-space style editing, an NFN directly edits the weights of an INR to alter the content it encodes. In this example, the NFN edits the weights to dilate the encoded image.

Method	Contrast (CIFAR-10)	Dilate (MNIST)
MLP	0.031	0.306
MLP _{Aug}	0.029	0.307
NFN _{PT}	0.029	0.197
NFN _{HNP}	0.021	0.070
NFN _{NP}	0.020	0.068

Table 5: Test mean squared error (MSE, lower is better) between the result of weight-space style editing and the equivalent image-space visual transformation, on the Contrast (CIFAR-10) and Dilate (MNIST) tasks.



Figure 4: Random qualitative samples of INR editing behavior on the Dilate (MNIST) and Contrast (CIFAR-10) editing tasks. The first row shows the image produced by the original INR, while the rows below show the result of editing the INR weights with an NFN. The difference between MLP neural functionals and equivariant neural functionals is especially pronounced on the more challenging Dilate tasks, which require modifying the geometry of the image. In the Contrast tasks, the MLP baseline produces dimmer images compared to the ground truth, which is especially evident in the second and third columns.

sampling sparsity mask entries from $\text{Bernoulli}(1 - P_m)$. In this setting, NFN_{HNP} is prohibitively parameter inefficient, but NFN_{NP} is able to recover test accuracies that are close to that of IMP pruned networks in CIFAR-10 and MNIST, respectively. Somewhat surprisingly, NFN_{PT} performs just as well as the other NFNs, indicating that one can approach IMP performance in these settings without considering interactions between weights or layers.

3.4 Weight space style editing

Another potentially useful application of neural functionals is to edit (i.e., transform) the weights of a given INR to alter the content that it encodes. In particular, the goal of this task is to edit the weights of a trained SIREN to alter its encoded image (Figure 3). We evaluate two editing tasks: (1) making MNIST digits thicker via image dilation (**Dilate**), and (2) increasing image contrast on CIFAR-10 (**Contrast**). Both of these tasks require neural functionals to process *the relationships between different pixels* to successfully solve the task.

To produce training data for this task, we use standard image processing libraries [24, OpenCV] to dilate or increase the contrast of the MNIST and CIFAR-10 images, respectively. The training objective is to minimize the mean squared error between the image generated by the NFN-edited

INR and the image produced by image processing. We construct equivariant neural functionals to edit the INR weights, and compare them against MLP-based neural functionals with and without permutation augmentation.

Table 5 shows that permutation equivariant neural functionals (NFN_{HNP} and NFN_{NP}) achieve significantly better test MSE when editing held out INRs compared to other methods, on both the Dilate (MNIST) and Contrast (CIFAR-10) tasks. In other words, they produce results that are closest to the “ground truth” image-space processing operations for each task. The pointwise ablation NFN_{PT} performs significantly worse, indicating that accounting for interactions between weights and layers is important to accomplishing these tasks. Figure 4 shows random qualitative samples of editing by different methods below the original (pre-edit) INR. We observe that NFNs are more effective than MLP_{Aug} at dilating MNIST digits and increasing the contrast in CIFAR-10 images.

4 Related work

The permutation symmetries of neurons have been a topic of interest in the context of loss landscapes and model merging [18, 4, 55, 14, 1]. Other works have analyzed the degree of learned permutation symmetry in networks that process weights [57] and studied ways of accounting for symmetries when measuring or encouraging diversity in the weight space [10]. However, these symmetries have not been a key consideration in architecture design for processing weight space objects [2, 35, 19, 32, 61, 10, 29]. Instead, existing approaches try to encourage permutation equivariance through data augmentation [45, 39]. In contrast, this work directly encodes the equivariance of the weight space into our architecture design, which can result in much higher data and computational efficiency, as evidenced by the success of convolutional neural networks [33].

Our work follows a long line of literature that incorporates structure and symmetry into neural network architectures [33, 7, 47, 30, 8, 15], including approaches that focus on generic permutation symmetries [46, 60, 21, 56, 36]. Similar to ours, these approaches are interested in designing layers that are equivariant to a certain symmetry group. The key contribution of our work is applying the framework of Ravanbakhsh et al. [47] to the particular neuron permutation symmetries found in the weights of deep neural networks [23], leading to the characterization of our equivariant NF-Layers.

Most similarly to our work, the concurrent work of Navon et al. [42] also recognizes the underexplored potential of weight space symmetries and introduces a framework for equivariant architectures on deep weight spaces; they characterize an equivariant NF-Layer for the HNP setting and demonstrate empirical results for processing MLP weight spaces. Their work additionally studies interesting universality properties of the equivariant architectures, while our work further investigates how NP symmetry assumptions enable more parameter sharing than the HNP setting, and provides the first demonstration of equivariant NFNs for processing both CNNs and MLPs. In addition, we include more extensive experiments evaluating generalization prediction and also study tasks such as pruning and style transfer, which further illustrate the advantages of permutation equivariant architectures.

5 Conclusion

This paper proposes a novel symmetry-inspired framework for the design of neural functional networks (NFNs), which process weight-space objects such as weights, gradients, and sparsity masks. Our framework focuses on the permutation symmetries that arise in weight spaces due to the particular structure of neural networks. We introduce two equivariant NF-Layers as building blocks for NFNs, which differ in their underlying symmetry assumptions and parameter efficiency, then use them to construct a variety of permutation equivariant neural functionals. Experimental results across diverse settings demonstrate that permutation equivariant neural functionals outperform prior methods and are effective for solving weight-space tasks.

Future work. Although we believe this framework is a step toward the principled design of effective neural functionals, there remain multiple directions for improvement. One such direction would involve reducing the activation sizes produced by NF-Layers, which could be useful to scaling neural functionals to process the weights of very large networks. Another such direction would concern extending the NF-Layers to process weight inputs of more complex architectures such as ResNet [22] and Transformer [58] weights, which would enable larger-scale applications.

Acknowledgements

We thank Andy Jiang and Will Dorrell for helpful early discussions about theoretical concepts, and Yoonho Lee and Eric Mitchell for reviewing an early draft of this paper. AZ and KB are supported by the NSF Graduate Research Fellowship Program. This work was also supported by Apple.

References

- [1] S. K. Ainsworth, J. Hayase, and S. Srinivasa. Git re-basin: Merging models modulo permutation symmetries. *arXiv preprint arXiv:2209.04836*, 2022.
- [2] M. Andrychowicz, M. Denil, S. Gomez, M. W. Hoffman, D. Pfau, T. Schaul, B. Shillingford, and N. De Freitas. Learning to learn by gradient descent by gradient descent. *Advances in neural information processing systems*, 29, 2016.
- [3] S. Bengio, Y. Bengio, J. Cloutier, and J. Gescei. On the optimization of a synaptic learning rule. In *Optimality in Biological and Artificial Networks?*, pages 281–303. Routledge, 2013.
- [4] J. Brea, B. Simsek, B. Illing, and W. Gerstner. Weight-space symmetry in deep networks gives rise to permutation saddles, connected by equal-loss valleys across the loss landscape. *arXiv preprint arXiv:1907.02911*, 2019.
- [5] M. M. Bronstein, J. Bruna, T. Cohen, and P. Veličković. Geometric deep learning: Grids, groups, graphs, geodesics, and gauges. *arXiv preprint arXiv:2104.13478*, 2021.
- [6] Z. Chen and H. Zhang. Learning implicit fields for generative shape modeling. In *Proceedings of the IEEE/CVF Conference on Computer Vision and Pattern Recognition*, pages 5939–5948, 2019.
- [7] T. Cohen and M. Welling. Group equivariant convolutional networks. In *International conference on machine learning*, pages 2990–2999. PMLR, 2016.
- [8] T. S. Cohen, M. Geiger, J. Köhler, and M. Welling. Spherical CNNs. *arXiv preprint arXiv:1801.10130*, 2018.
- [9] N. De Cao, W. Aziz, and I. Titov. Editing factual knowledge in language models. *arXiv preprint arXiv:2104.08164*, 2021.
- [10] L. Deutsch, E. Nijkamp, and Y. Yang. A generative model for sampling high-performance and diverse weights for neural networks. *arXiv preprint arXiv:1905.02898*, 2019.
- [11] E. Dupont, Y. W. Teh, and A. Doucet. Generative models as distributions of functions. *arXiv preprint arXiv:2102.04776*, 2021.
- [12] E. Dupont, H. Kim, S. Eslami, D. Rezende, and D. Rosenbaum. From data to functa: Your data point is a function and you should treat it like one. *arXiv preprint arXiv:2201.12204*, 2022.
- [13] G. Eilertsen, D. Jönsson, T. Ropinski, J. Unger, and A. Ynnerman. Classifying the classifier: dissecting the weight space of neural networks. *arXiv preprint arXiv:2002.05688*, 2020.
- [14] R. Entezari, H. Sedghi, O. Saukh, and B. Neyshabur. The role of permutation invariance in linear mode connectivity of neural networks. *arXiv preprint arXiv:2110.06296*, 2021.
- [15] M. Finzi, M. Welling, and A. G. Wilson. A practical method for constructing equivariant multilayer perceptrons for arbitrary matrix groups. In *International Conference on Machine Learning*, pages 3318–3328. PMLR, 2021.
- [16] J. Frankle and M. Carbin. The lottery ticket hypothesis: Finding sparse, trainable neural networks. *arXiv preprint arXiv:1803.03635*, 2018.
- [17] J. Frankle, G. K. Dziugaite, D. M. Roy, and M. Carbin. Stabilizing the lottery ticket hypothesis. *arXiv preprint arXiv:1903.01611*, 2019.

- [18] T. Garipov, P. Izmailov, D. Podoprikin, D. P. Vetrov, and A. G. Wilson. Loss surfaces, mode connectivity, and fast ensembling of DNNs. *Advances in neural information processing systems*, 31, 2018.
- [19] D. Ha, A. Dai, and Q. V. Le. Hypernetworks. *arXiv preprint arXiv:1609.09106*, 2016.
- [20] J. Harb, T. Schaul, D. Precup, and P. Bacon. Policy evaluation networks. *CoRR*, abs/2002.11833, 2020. URL <https://arxiv.org/abs/2002.11833>.
- [21] J. Hartford, D. Graham, K. Leyton-Brown, and S. Ravanbakhsh. Deep models of interactions across sets. In *International Conference on Machine Learning*, pages 1909–1918. PMLR, 2018.
- [22] K. He, X. Zhang, S. Ren, and J. Sun. Deep residual learning for image recognition. *CoRR*, abs/1512, 3385:2, 2015.
- [23] R. Hecht-Nielsen. On the algebraic structure of feedforward network weight spaces. In *Advanced Neural Computers*, pages 129–135. Elsevier, 1990.
- [24] Itseez. Open source computer vision library. <https://github.com/itseez/opencv>, 2015.
- [25] Y. Jiang, D. Krishnan, H. Mobahi, and S. Bengio. Predicting the generalization gap in deep networks with margin distributions. In *International Conference on Learning Representations*, 2019. URL <https://openreview.net/forum?id=HJlQfnCqKX>.
- [26] Y. Jiang, P. Natekar, M. Sharma, S. K. Aithal, D. Kashyap, N. Subramanyam, C. Lassance, D. M. Roy, G. K. Dziugaite, S. Gunasekar, et al. Methods and analysis of the first competition in predicting generalization of deep learning. In *NeurIPS 2020 Competition and Demonstration Track*, pages 170–190. PMLR, 2021.
- [27] M. G. Kendall. A new measure of rank correlation. *Biometrika*, 30(1/2):81–93, 1938.
- [28] D. P. Kingma and M. Welling. Auto-encoding variational bayes. *arXiv preprint arXiv:1312.6114*, 2013.
- [29] B. Knyazev, M. Drozdal, G. W. Taylor, and A. Romero Soriano. Parameter prediction for unseen deep architectures. *Advances in Neural Information Processing Systems*, 34:29433–29448, 2021.
- [30] R. Kondor and S. Trivedi. On the generalization of equivariance and convolution in neural networks to the action of compact groups. In *International Conference on Machine Learning*, pages 2747–2755. PMLR, 2018.
- [31] A. Krizhevsky, G. Hinton, et al. Learning multiple layers of features from tiny images. 2009.
- [32] D. Krueger, C.-W. Huang, R. Islam, R. Turner, A. Lacoste, and A. Courville. Bayesian hypernetworks. *arXiv preprint arXiv:1710.04759*, 2017.
- [33] Y. LeCun, Y. Bengio, et al. Convolutional networks for images, speech, and time series. *The handbook of brain theory and neural networks*, 3361(10):1995, 1995.
- [34] Y. LeCun, C. Cortes, and C. Burges. Mnist handwritten digit database. *ATT Labs [Online]*. Available: <http://yann.lecun.com/exdb/mnist>, 2, 2010.
- [35] K. Li and J. Malik. Learning to optimize. *arXiv preprint arXiv:1606.01885*, 2016.
- [36] H. Maron, O. Litany, G. Chechik, and E. Fetaya. On learning sets of symmetric elements. In *International conference on machine learning*, pages 6734–6744. PMLR, 2020.
- [37] C. H. Martin and M. W. Mahoney. Implicit self-regularization in deep neural networks: Evidence from random matrix theory and implications for learning. *The Journal of Machine Learning Research*, 22(1):7479–7551, 2021.
- [38] L. Mescheder, M. Oechsle, M. Niemeyer, S. Nowozin, and A. Geiger. Occupancy networks: Learning 3d reconstruction in function space. In *Proceedings of the IEEE/CVF conference on computer vision and pattern recognition*, pages 4460–4470, 2019.

- [39] L. Metz, J. Harrison, C. D. Freeman, A. Merchant, L. Beyer, J. Bradbury, N. Agrawal, B. Poole, I. Mordatch, A. Roberts, et al. Velo: Training versatile learned optimizers by scaling up. *arXiv preprint arXiv:2211.09760*, 2022.
- [40] B. Mildenhall, P. P. Srinivasan, M. Tancik, J. T. Barron, R. Ramamoorthi, and R. Ng. Nerf: representing scenes as neural radiance fields for view synthesis (2020). *arXiv preprint arXiv:2003.08934*, 2020.
- [41] E. Mitchell, C. Lin, A. Bosselut, C. Finn, and C. D. Manning. Fast model editing at scale. *arXiv preprint arXiv:2110.11309*, 2021.
- [42] A. Navon, A. Shamsian, I. Achituve, E. Fetaya, G. Chechik, and H. Maron. Equivariant architectures for learning in deep weight spaces. *arXiv preprint arXiv:2301.12780*, 2023.
- [43] J. J. Park, P. Florence, J. Straub, R. Newcombe, and S. Lovegrove. DeepSDF: Learning continuous signed distance functions for shape representation. In *Proceedings of the IEEE/CVF conference on computer vision and pattern recognition*, pages 165–174, 2019.
- [44] A. Paszke, S. Gross, F. Massa, A. Lerer, J. Bradbury, G. Chanan, T. Killeen, Z. Lin, N. Gimelshein, L. Antiga, et al. Pytorch: An imperative style, high-performance deep learning library. *Advances in neural information processing systems*, 32, 2019.
- [45] W. Peebles, I. Radosavovic, T. Brooks, A. A. Efros, and J. Malik. Learning to learn with generative models of neural network checkpoints. *arXiv preprint arXiv:2209.12892*, 2022.
- [46] C. Qi, H. Su, K. Mo, and L. Guibas. Pointnet: deep learning on point sets for 3d classification and segmentation. *cvpr* (2017). *arXiv preprint arXiv:1612.00593*, 2016.
- [47] S. Ravanbakhsh, J. Schneider, and B. Póczos. Equivariance through parameter-sharing. In *International conference on machine learning*, pages 2892–2901. PMLR, 2017.
- [48] A. Rogozhnikov. Einops: Clear and reliable tensor manipulations with einstein-like notation. In *International Conference on Learning Representations*, 2022.
- [49] T. P. Runarsson and M. T. Jonsson. Evolution and design of distributed learning rules. In *2000 IEEE Symposium on Combinations of Evolutionary Computation and Neural Networks. Proceedings of the First IEEE Symposium on Combinations of Evolutionary Computation and Neural Networks (Cat. No. 00)*, pages 59–63. IEEE, 2000.
- [50] A. Sinitsin, V. Plokhotnyuk, D. Pyrkin, S. Popov, and A. Babenko. Editable neural networks. *arXiv preprint arXiv:2004.00345*, 2020.
- [51] V. Sitzmann, J. Martel, A. Bergman, D. Lindell, and G. Wetzstein. Implicit neural representations with periodic activation functions. *Advances in Neural Information Processing Systems*, 33: 7462–7473, 2020.
- [52] K. Sohn, H. Lee, and X. Yan. Learning structured output representation using deep conditional generative models. *Advances in neural information processing systems*, 28, 2015.
- [53] S. Sokota, H. Hu, D. J. Wu, J. Z. Kolter, J. N. Foerster, and N. Brown. A fine-tuning approach to belief state modeling. In *International Conference on Learning Representations*, 2022. URL <https://openreview.net/forum?id=ckZY7DGa7FQ>.
- [54] K. O. Stanley. Compositional pattern producing networks: A novel abstraction of development. *Genetic programming and evolvable machines*, 8:131–162, 2007.
- [55] N. Tatro, P.-Y. Chen, P. Das, I. Melnyk, P. Sattigeri, and R. Lai. Optimizing mode connectivity via neuron alignment. *Advances in Neural Information Processing Systems*, 33:15300–15311, 2020.
- [56] E. H. Thiede, T. S. Hy, and R. Kondor. The general theory of permutation equivariant neural networks and higher order graph variational encoders. *arXiv preprint arXiv:2004.03990*, 2020.
- [57] T. Unterthiner, D. Keysers, S. Gelly, O. Bousquet, and I. Tolstikhin. Predicting neural network accuracy from weights. *arXiv preprint arXiv:2002.11448*, 2020.

- [58] A. Vaswani, N. Shazeer, N. Parmar, J. Uszkoreit, L. Jones, A. N. Gomez, Ł. Kaiser, and I. Polosukhin. Attention is all you need. *Advances in neural information processing systems*, 30, 2017.
- [59] S. Yak, J. Gonzalvo, and H. Mazzawi. Towards task and architecture-independent generalization gap predictors. *arXiv preprint arXiv:1906.01550*, 2019.
- [60] M. Zaheer, S. Kottur, S. Ravanbakhsh, B. Póczos, R. Salakhutdinov, and A. Smola. Deep sets. doi: 10.48550. *arXiv preprint ARXIV.1703.06114*, 2017.
- [61] C. Zhang, M. Ren, and R. Urtasun. Graph hypernetworks for neural architecture search. *arXiv preprint arXiv:1810.05749*, 2018.

Appendix

A	Equivariant NF-Layer pseudocode	14
B	\mathcal{S}-equivariant NF-Layer	15
B.1	Full definition	15
B.2	General NF-Layers	16
B.3	Equivariance and parameter sharing	17
B.4	\mathcal{S} -equivariant parameter sharing	17
B.5	Equivalence to equivariant NF-Layer definition	18
C	NF-Layers for the HNP setting	18
C.1	Equivariant NF-Layer	18
C.2	Invariant NF-Layer	20
D	Additional experimental details	20
D.1	Predicting generalization	20
D.2	Predicting “winning ticket” masks from initialization	20
D.3	Classifying INRs	21
D.4	Weight space style editing	21
E	Additional experiments	22
E.1	Predicting MLP generalization from weights	22

A Equivariant NF-Layer pseudocode

Here we present a multi-channel implementation of the \mathcal{S} -equivariant NF-Layer presented in Eq. 3 (which ignores biases), using PyTorch [44] and Einops-like [48] pseudocode. That is, it implements a linear layer $H : \mathcal{W}^{c_i} \rightarrow \mathcal{W}^{c_o}$, where c_i and c_o are the number of input and output channels.

Note that our actual implementation differs from this pseudocode in a few ways: (1) it supports the full weight space \mathcal{U} which includes biases, (2) it supports convolution weights as well as fully connected weights, and (3) it initializes parameters based on the fan-in of the NF-Layer, instead of from $\mathcal{N}(0, 1)$.

```
1 class NPLayer(nn.Module):
2     def __init__(self, L, co, ci):
3         super().__init__()
4         # initialize weights. co=output channels, ci=input channels.
5         self.A = nn.Parameter(torch.randn(L, L, co, ci))
6         self.B = nn.Parameter(torch.randn(L, co, ci))
7         self.B_prev = nn.Parameter(torch.randn(L, co, ci))
8         self.C = nn.Parameter(torch.randn(L, co, ci))
9         self.C_next = nn.Parameter(torch.randn(L, co, ci))
10        self.D = nn.Parameter(torch.randn(L, co, ci))
11
12    def forward(self, W):
13        # Input W is a list of L weight-space tensors with shapes:
14        # [(B, c_i, n_1, n_0), ..., ((B, c_i, n_L, n_{L-1}))]
15        # We return a list of L tensors with shapes:
```

```

16     # [(B, c_o, n_1, n_0), ..., ((B, c_o, n_L, n_{L-1}))]
17     # where c_i, c_o are the input and output channels.
18
19     # Compute [W_{*,:}^{(1)}, ..., W_{*,:}^{(L)}]. Each has shape (B, c_i, n_{i-1}).
20     row_means = [w.mean(-2) for w in W]
21     # Compute [W_{:,*}^{(1)}, ..., W_{:,*}^{(L)}]. Each has shape (B, c_i, n_i).
22     col_means = [w.mean(-1) for w in W]
23     # Compute [W_{*,*}^{(1)}, ..., W_{*,*}^{(L)}] with shape (B, c_i, L).
24     rowcol_means = torch.stack([w.mean(dim=(-2, -1)) for w in W], -1)
25     out_W = []
26     for i, (w, a, b, b_prev, c, c_next, d) in enumerate(zip(
27         W, self.A, self.B, self.B_prev, self.C, self.C_next, self.D
28     )):
29         # Calculates  $\sum_s a^{i,s} W_{*,*}^{(s)}$ .
30         h1 = einsum(a, rowcol_means, 'co ci s, B ci s -> B co () ()')
31         # Calculates  $b^{i,i} W_{*,k}^{(i)}$ .
32         h2 = einsum(b, row_means[i], 'co ci, b ci n_im1 -> B co () n_im1')
33         if i > 0:
34             # Calculates  $b^{i,i-1} W_{k,*}^{(i-1)}$ .
35             h2 += einsum(b_prev, col_means[i-1], 'co ci, B ci n_im1 -> B co () n_im1')
36         # Calculates  $c^{i,i} W_{j,*}^{(i)}$ .
37         h3 = einsum(c, col_means[i], 'co ci, B ci n_i -> b co n_i ()')
38         if i < self.L - 1:
39             # Calculates  $c^{i,i+1} W_{*,j}^{(i+1)}$ .
40             h3 += einsum(c_next, row_col[i+1], 'co ci, B ci n_i -> B co n_i ()')
41         # Calculates  $d^i W_{jk}^{(i)}$ .
42         h4 = einsum(d, w, 'co ci, B ci n_i n_im1 -> B co n_i n_im1')
43         # Calculates  $H(W^{(i)})$  with shape (B, c_o, n_i, n_{i-1}).
44         out_W.append(h1 + h2 + h3 + h4)
45     return out_W

```

B S-equivariant NF-Layer

This section presents the construction of the \mathcal{S} -equivariant layer $H : \mathcal{U} \rightarrow \mathcal{U}$ in detail. First, Sec. B.1 gives the full definition of H as a function of both weight-space and bias-space features. Sec. B.2 introduces general linear layers on \mathcal{U} parameterized by θ . Sec. B.3 shows that **any** such linear layer must satisfy a certain parameter sharing to achieve equivariance. Sec. B.4 derives this \mathcal{S} -equivariant parameter sharing on θ . Finally, Sec. B.5 shows how the parameter sharing reduces the general linear layers into our equivariant NF-Layer definition.

B.1 Full definition

We present the full definition of the \mathcal{S} -equivariant NF-Layer $H : \mathcal{U} \rightarrow \mathcal{U}$, which completes Eq. 3 by also including the biases. The layer processes a set of weights $U = (W, v)$ and outputs arrays (Y, z) with the same dimensions. The learnable parameters are in blue:

$$\begin{aligned}
 H(U) &:= (Y, z) \in \mathcal{W} \times \mathcal{V} & (6) \\
 Y_{jk}^{(i)} &:= \sum_s \left(a_{\vartheta}^{i,s} W_{*,*}^{(s)} + a_{\phi}^{i,s} v_{*}^{(s)} \right) + b_{\vartheta}^{i,i} W_{*,k}^{(i)} + b_{\vartheta}^{i,i-1} W_{k,*}^{(i-1)} \\
 &\quad + b_{\phi}^i v_j^{(i)} + c_{\vartheta}^{i,i} W_{j,*}^{(i)} + c_{\vartheta}^{i,i+1} W_{*,j}^{(i+1)} + c_{\phi}^i v_k^{(i-1)} + d_{\vartheta}^i W_{jk}^{(i)} \\
 z_j^{(i)} &:= \sum_s \left(a_{\varphi}^{i,s} W_{*,*}^{(s)} + a_{\psi}^{i,s} v_{*}^{(s)} \right) + b_{\varphi}^{i,i} W_{j,*}^{(i)} + b_{\varphi}^{i,i+1} W_{*,j}^{(i+1)} + b_{\psi}^i v_j^{(i)},
 \end{aligned}$$

where \star denotes summation or averaging over a dimension.

	$s = i - 1$	$s = i$	$s = i + 1$	other s
ϑ_{spq}^{ijk}	$\begin{cases} a_{\vartheta}^{i,i-1} & k \neq p \\ b_{\vartheta}^{i,i-1} & k = p \end{cases}$	$\begin{cases} a_{\vartheta}^{i,i} & j \neq p, k \neq q \\ b_{\vartheta}^{i,i} & j = p, k \neq q \\ c_{\vartheta}^{i,i} & j \neq p, k = q \\ d_{\vartheta}^{i,i} & j = p, k = q \end{cases}$	$\begin{cases} a_{\vartheta}^{i,i+1} & j \neq q \\ c_{\vartheta}^{i,i+1} & j = q \end{cases}$	$a_{\vartheta}^{i,s}$
ϕ_{sp}^{ijk}	$\begin{cases} a_{\phi}^{i,i-1} & k \neq p \\ b_{\phi}^{i,i-1} & k = p \end{cases}$	$\begin{cases} a_{\phi}^{i,i} & j \neq p \\ b_{\phi}^{i,i} & j = p \end{cases}$		$a_{\phi}^{i,s}$
φ_{spq}^{ij}	$\begin{cases} a_{\varphi}^{i,i-1} & j \neq p \\ b_{\varphi}^{i,i-1} & j = p \end{cases}$	$\begin{cases} a_{\varphi}^{i,i} & j \neq q \\ b_{\varphi}^{i,i} & j = q \end{cases}$		$a_{\varphi}^{i,s}$
ψ_{sp}^{ij}		$\begin{cases} a_{\psi}^{i,i} & j \neq p \\ b_{\psi}^{i,i} & j = p \end{cases}$		$a_{\psi}^{i,s}$

Table 6: \mathcal{S} -equivariant parameter sharing for linear maps $\text{vec}(U) \mapsto \theta \text{vec}(U)$. Parameter sharing is a system of constraints on the entries of $(\vartheta, \phi, \varphi, \psi) = \theta$. Each table is organized by the layer indices (i, s) . For example, the first table says that for any (i, s) where $s = i - 1$, we constrain $\vartheta_{spq}^{ijk} = \vartheta_{s,p',q'}^{i,j',k'} = a_{\vartheta}^{i,i-1}$ for any j, k, p, q and j', k', p', q' where $k \neq p$ and $k' \neq p'$. After parameter sharing, we observe that there are only a constant number of free parameters for each (i, s) pair, adding up to $O(L^2)$ parameters total.

B.2 General NF-Layers

To arrive at Eq. 6, we begin by considering linear NF-Layers $T(\cdot; \theta) : \mathcal{U} \rightarrow \mathcal{U}$ parameterized by $\theta \in \Theta$. If we flatten the input $U = (W, v)$ into a vector $\text{vec}(U) \in \mathbb{R}^{\dim(\mathcal{U})}$, then the NF-Layer would be a matrix-vector product $T(\cdot, \theta) : \text{vec}(U) \mapsto \theta \text{vec}(U)$ for square matrix $\theta \in \mathbb{R}^{\dim(\mathcal{U}) \times \dim(\mathcal{U})}$.

For our purposes, it is sometimes convenient to distinguish layer, row, and column indices of entries in U without any flattening, so we split the parameters $\theta = (\vartheta, \phi, \varphi, \psi)$ and write $T : \mathcal{U} \rightarrow \mathcal{U}$ in the form:

$$T(U; \theta) := (Y(U), z(U)) \in \mathcal{W} \times \mathcal{V} = \mathcal{U} \quad (7)$$

$$Y(U)_{jk}^{(i)} := \sum_{s=1}^L \sum_{p=1}^{n_s} \sum_{q=1}^{n_{s-1}} \vartheta_{spq}^{ijk} W_{pq}^{(s)} + \sum_{s=1}^L \sum_{p=1}^{n_s} \phi_{sp}^{ijk} v_p^{(s)} \quad (8)$$

$$z(U)_j^{(i)} := \sum_{s=1}^L \sum_{p=1}^{n_s} \sum_{q=1}^{n_{s-1}} \varphi_{spq}^{ij} W_{pq}^{(s)} + \sum_{s=1}^L \sum_{p=1}^{n_s} \psi_{sp}^{ij} v_p^{(s)}. \quad (9)$$

Since we can equivalently flatten this operation into the matrix-vector product $\text{vec}(U) \mapsto \theta \text{vec}(U)$, we introduce the notation U_{α} to identify individual entries of U . Here α is a tuple of length two or three, for indexing into either a weight or bias. We denote the space of valid index tuples of \mathcal{W} and \mathcal{V} by \mathbb{W} and \mathbb{V} , respectively, and define $\mathbb{U} := \mathbb{W} \cup \mathbb{V}$ as the combined index space of \mathcal{U} . For example, if $\alpha = (i, j, k) \in \mathbb{W}$, then $U_{\alpha} = W_{jk}^{(i)}$.

We can then define the index space $\mathbb{I} := \mathbb{U} \times \mathbb{U}$ for parameters $\theta \in \Theta$. We use θ_{β}^{α} to index an entry of θ with upper and lower indices $[\alpha, \beta] \in \mathbb{I}$. For example, if $\alpha = (i, j, k) \in \mathbb{W}$ and $\beta = (s, p, q) \in \mathbb{W}$, we have $\theta_{\beta}^{\alpha} = \vartheta_{spq}^{ijk}$.

The indices α and β correspond to rows and columns of the matrix θ , respectively. Eq. 7 can be rewritten in the flattened form:

$$T(U; \theta)_\alpha = \sum_{\beta} \theta_{\beta}^{\alpha} U_{\beta}. \quad (10)$$

Finally, we can re-express the action of \mathcal{S} on \mathcal{U} (Eq. 1) as an action on the index space \mathbb{U} :

$$\sigma(i, j, k) = (i, \sigma_i(j), \sigma_{i-1}(k)) \quad (i, j, k) \in \mathbb{W} \quad (11)$$

$$\sigma(i, j) = (i, \sigma_i(j)) \quad (i, j) \in \mathbb{V}, \quad (12)$$

for any $\sigma \in \mathcal{S}$. We extend this definition into an action of \mathcal{S} on \mathbb{I} :

$$\sigma[\alpha, \beta] := [\sigma\alpha, \sigma\beta], \quad [\alpha, \beta] \in \mathbb{U} \times \mathbb{U}. \quad (13)$$

B.3 Equivariance and parameter sharing

We would like to find the constraints on θ that make the linear map $T(\cdot; \theta) : \text{vec}(U) \mapsto \theta \text{vec}(U)$ equivariant to \mathcal{S} .

We can represent the action of $\sigma \in \mathcal{S}$ on $\text{vec}(U)$ by a matrix $P_{\sigma} \in \{0, 1\}^{\dim(U) \times \dim(U)}$. Equivariance requires that $P_{\sigma} \theta \text{vec}(U) = \theta P_{\sigma} \text{vec}(U)$ for any $\sigma \in \mathcal{S}$. Since the input U can be anything, we get the following constraint on θ :

$$P_{\sigma} \theta = \theta P_{\sigma}, \quad \forall \sigma \in \mathcal{S}. \quad (14)$$

When written out using indices α, β , the constraint requires that for any $\sigma \in \mathcal{S}$:

$$[P_{\sigma} \theta]_{\beta}^{\alpha} = \theta_{\beta}^{\sigma^{-1}(\alpha)} = \theta_{\sigma(\beta)}^{\alpha} = [\theta P_{\sigma}]_{\beta}^{\alpha}. \quad (15)$$

By relabeling $\alpha \leftarrow \sigma^{-1}(\alpha)$, we can rewrite this condition $\theta_{\beta}^{\alpha} = \theta_{\sigma(\beta)}^{\sigma(\alpha)}$. Hence for any linear \mathcal{S} -equivariant map $T(\cdot, \theta) : \mathcal{U} \rightarrow \mathcal{U}$, θ must share parameters within orbits under the action of \mathcal{S} on its indices α, β (Eq. 13). In fact, this strategy was first proposed as a way of constructing equivariant layers by Ravanbakhsh et al. [47, Prop 3.1].

B.4 \mathcal{S} -equivariant parameter sharing

We now derive the required parameter sharing conditions on θ to make $T(\cdot; \theta) : \mathcal{U} \rightarrow \mathcal{U}$ equivariant to \mathcal{S} . Our approach is to partition the parameters of θ into orbits under the \mathcal{S} -action on its index space (Eq. 13), and share parameters within an orbit.

The index space of θ is $\mathbb{I} = \mathbb{U} \times \mathbb{U}$. There are four subsets of \mathbb{I} :

1. $\mathbb{I}^{WW} := \mathbb{W} \times \mathbb{W}$: Contains $[\alpha, \beta] = [(i, j, k), (s, p, q)]$, indexing parameters ϑ_{spq}^{ijk} .
2. $\mathbb{I}^{WV} := \mathbb{W} \times \mathbb{V}$: Contains $[\alpha, \beta] = [(i, j, k), (s, p)]$, indexing parameters ϕ_{sp}^{ijk} .
3. $\mathbb{I}^{VW} := \mathbb{V} \times \mathbb{W}$: Contains $[\alpha, \beta] = [(i, j), (s, p, q)]$, indexing parameters φ_{spq}^{ij} .
4. $\mathbb{I}^{VV} := \mathbb{V} \times \mathbb{V}$: Contains $[\alpha, \beta] = [(i, j), (s, p)]$, indexing parameters ψ_{sp}^{ij} .

Equivariant parameter sharing then amounts to partitioning \mathbb{I} into orbits under \mathcal{S} , and then sharing the corresponding parameters within each orbit.

Consider the block of indices $\mathbb{I}^{WW} = \mathbb{W} \times \mathbb{W}$, containing $[\alpha, \beta] = [(i, j, k), (s, p, q)]$ indexing parameters ϑ_{spq}^{α} . Since the \mathcal{S} -action never changes the layer indices (i, s) , we can independently consider orbits within sub-blocks of indices $\mathbb{I}_{i,s}^{WW} = \{[(i, j, k), (s, p, q)] \mid \forall j, k, p, q\}$. The number of orbits within each sub-block $\mathbb{I}_{i,s}^{WW}$ depends on the relationship between the layer indices i and s : they are either the same layer ($s = i$), they are adjacent ($s = i - 1$ or $s = i + 1$), or they are non-adjacent ($s \notin \{i - 1, i, i + 1\}$). We now analyze the orbits of sub-blocks for a few cases.

If $s = i - 1$, then choose any two indices $[\alpha^{(1)}, \beta^{(1)}], [\alpha^{(2)}, \beta^{(2)}] \in \mathbb{I}_{i,s}^{WW}$ where the first satisfies $p \neq k$ and the second satisfies $p = k$. Then the orbits of each index are:

$$\text{Orbit} \left(\left[\alpha^{(1)}, \beta^{(1)} \right] \right) = \{ [(i, j, k), (s, p, q)] \mid \forall j, k, p, q : p \neq k \} \quad (16)$$

$$\text{Orbit} \left(\left[\alpha^{(2)}, \beta^{(2)} \right] \right) = \{ [(i, j, k), (s, p, q)] \mid \forall j, k, p, q : p = k \}. \quad (17)$$

We see that these two orbits actually partition the entire sub-block of indices $\mathbb{I}_{i,s}^{WW}$, with each orbit characterized by whether or not $p = k$. We introduce the parameters $a_{\vartheta}^{i,i-1}$ (for the first orbit) and $b_{\vartheta}^{i,i-1}$ (for the second orbit). Under equivariant parameter sharing, all parameters of ϑ corresponding $\mathbb{I}_{i,s}^{WW}$ are equal to either $a_{\vartheta}^{i,i-1}$ or $b_{\vartheta}^{i,i-1}$, depending on whether $p = k$ or $p \neq k$.

If $s = i + 1$, we instead choose any two indices where the first satisfies $j \neq q$ and the second satisfies $j = q$. Then the sub-block of indices $\mathbb{I}_{i,s}^{WW}$ is again partitioned into two orbits:

$$\{ [(i, j, k), (s, p, q)] \mid \forall j, k, p, q : j \neq q \}, \text{ and } \{ [(i, j, k), (s, p, q)] \mid \forall j, k, p, q : j = q \} \quad (18)$$

depending on the condition $j = q$. We name two parameters $a_{\vartheta}^{i,i+1}$ and $c_{\vartheta}^{i,i+1}$ for this sub-block, with one for each orbit.

We can repeat this process for sub-blocks of \mathbb{I}^{WW} where $i = s$ and $s \notin \{i - 1, i, i + 1\}$, as well as for the other three blocks of \mathbb{I} . Table 6 shows the complete parameter sharing constraints on θ resulting from partitioning all possible sub-blocks into orbits.

Number of parameters. We also note that every layer pair (i, s) introduces only a constant number of parameters: the number of parameters in each cell of Table 6 has no dependence on the input, output, or hidden dimensions of \mathcal{U} . Hence the number of distinct parameters after parameter sharing simply grows with the number of layer pairs, i.e. $O(L^2)$.

B.5 Equivalence to equivariant NF-Layer definition

All that remains is to show that the map $T(\cdot; \theta) : \mathcal{U} \rightarrow \mathcal{U}$ with \mathcal{S} -equivariant parameter sharing (Table 6) is equivalent to the NF-Layer H we defined in Eq. 6.

Consider a single term from Eq. 7 where $s = i - 1$. Substituting using the constraints of Table 6, we simplify:

$$\begin{aligned} \sum_{p,q} \vartheta_{i-1,p,q}^{i,j,k} W_{pq}^{(i-1)} &= a^{i,i-1} \sum_q \sum_{k \neq p} W_{p,q}^{(i-1)} + b^{i,i-1} \sum_q W_{k,q}^{(i-1)} \\ &= a^{i,i-1} W_{*,*}^{(i-1)} + (b^{i,i-1} - a^{i,i-1}) W_{k,*}^{(i-1)}. \end{aligned} \quad (19)$$

We can then reparameterize $b^{i,i-1} \leftarrow b^{i,i-1} - a^{i,i-1}$, resulting in two terms that appear in Eq. 6. We can simplify every term of Eq. 7 in a similar manner using the parameter sharing of Table 6, reducing the general layer to the \mathcal{S} -equivariant NF-Layer.

C NF-Layers for the HNP setting

C.1 Equivariant NF-Layer

Because an expression for the $\tilde{\mathcal{S}}$ -equivariant NF-Layer analogous to Eq. 6 would be unwieldy, we instead define the layer in terms of its parameter sharing (Tables 7-10) on θ .

We can derive HNP-equivariant parameter sharing of θ using a similar strategy to Sec. B.4: we partition the index spaces $\mathbb{I}^{WW}, \mathbb{I}^{WV}, \mathbb{I}^{VW}, \mathbb{I}^{VV}$ into orbits under the action of $\tilde{\mathcal{S}}$, and share parameters within each corresponding orbit of $\vartheta, \phi, \varphi, \psi$. The resulting parameter sharing is different from the NP-setting because while the action of \mathcal{S} on \mathcal{U} could permute the rows and columns of every weight and bias, the action of $\tilde{\mathcal{S}}$ on \mathcal{U} does not affect the columns of $W^{(1)}$ or the rows of $W^{(L)}, v^{(L)}$, which correspond to input and output dimensions (respectively).

The orbits are again analyzed within sub-blocks defined by the values of the layer indices (i, s) . As with the NP setting, there are broadly four types of sub-blocks based on whether $i = s$, $s = i - 1$, $s = i + 1$, or $s \notin \{i - 1, i, i + 1\}$. However, there are now additional considerations based on whether i or s is an input or output layer. For example, consider the sub-block of \mathbb{I}^{WW} where $i = s = 1$, which we denote $\mathbb{I}_{1,1}^{WW}$. The action on the indices in this sub-block can be written $\sigma[\alpha, \beta] = [(1, \sigma_1(j), k), (1, \sigma_1(p), q)]$. Importantly, the column indices k, q are never permuted since they correspond to the input layer. We see that $\mathbb{I}_{1,1}^{WW}$ contains two orbits for each $k \in \llbracket 1..n_0 \rrbracket$ and $q \in \llbracket 1..n_0 \rrbracket$, with the two orbits characterized by whether or not $j = p$. Hence we have $2n_0^2$

ϑ_{spq}^{ijk}			
$s = i - 1$	$i = 2$	$2 < i < L$	$i = L$
	$\begin{cases} a_{\vartheta}^{2,1,q} & k \neq p \\ b_{\vartheta}^{2,1,q} & k = p \end{cases}$	$\begin{cases} a_{\vartheta}^{i,i-1} & k \neq p \\ b_{\vartheta}^{i,i-1} & k = p \end{cases}$	$\begin{cases} a_{\vartheta}^{L,L-1,j} & k \neq p \\ b_{\vartheta}^{L,L-1,j} & k = p \end{cases}$
$s = i$	$i = 1$	$1 < i < L$	$i = L$
	$\begin{cases} a_{\vartheta}^{1,1,k,q} & j \neq p \\ b_{\vartheta}^{1,1,k,q} & j = p \end{cases}$	$\begin{cases} a_{\vartheta}^{i,i} & j \neq p, k \neq q \\ b_{\vartheta}^{i,i} & j = p, k \neq q \\ c_{\vartheta}^{i,i} & j \neq p, k = q \\ d_{\vartheta}^{i,i} & j = p, k = q \end{cases}$	$\begin{cases} a_{\vartheta}^{L,L,j,p} & k \neq q \\ c_{\vartheta}^{L,L,j,p} & k = q \end{cases}$
$s = i + 1$	$i = 1$	$1 < i < L - 1$	$i = L - 1$
	$\begin{cases} a_{\vartheta}^{1,2,k} & j \neq q \\ c_{\vartheta}^{1,2,k} & j = q \end{cases}$	$\begin{cases} a_{\vartheta}^{1,2} & j \neq q \\ c_{\vartheta}^{1,2} & j = q \end{cases}$	$\begin{cases} a_{\vartheta}^{L-1,L,p} & j \neq q \\ c_{\vartheta}^{L-1,L,p} & j = q \end{cases}$
$\text{other } s$	$i = 1, 1 < s < L$	$i = 1, s = L$	$1 < i < L, s = L$
	$a_{\vartheta}^{1,s,k}$	$a_{\vartheta}^{1,L,k,p}$	$a_{\vartheta}^{i,L,p}$
	$1 < i < L, s = 1$	$i = L, s = 1$	$i = L, 1 < s < L$
	$a_{\vartheta}^{i,1,q}$	$a_{\vartheta}^{L,1,j,q}$	$a_{\vartheta}^{L,s,j}$
	$1 < i < L, 1 < s < L$		
	$a_{\vartheta}^{i,s}$		

Table 7: HNP-equivariant parameter sharing on $\vartheta \subseteq \theta$, corresponding to the NF-Layer $\tilde{H} : \mathcal{U} \rightarrow \mathcal{U}$.

ϕ_{sp}^{ijk}			
$s = i - 1$		$1 < i < L$	$i = L$
		$\begin{cases} a_{\phi}^{i,i-1} & k \neq p \\ b_{\phi}^{i,i-1} & k = p \end{cases}$	$\begin{cases} a_{\phi}^{L,L-1,j} & k \neq p \\ b_{\phi}^{L,L-1,j} & k = p \end{cases}$
$s = i$	$i = 1$	$1 < i < L$	$i = L$
	$\begin{cases} a_{\phi}^{1,1,k} & j \neq p \\ b_{\phi}^{1,1,k} & j = p \end{cases}$	$\begin{cases} a_{\phi}^{i,i} & j \neq p \\ b_{\phi}^{i,i} & j = p \end{cases}$	$b_{\phi}^{L,L,j,p}$
$\text{other } s$	$i = 1, 1 < s < L$	$i = 1, s = L$	$1 < i < L, s = L$
	$a_{\phi}^{1,s,k}$	$a_{\phi}^{1,L,k,p}$	$a_{\phi}^{i,L,p}$
	$1 < i < L, 1 \leq s < L$	$i = L, 1 \leq s < L$	
	$a_{\phi}^{i,s}$	$a_{\phi}^{L,s,j}$	

Table 8: HNP-equivariant parameter sharing on $\phi \subset \theta$, corresponding to the NF-Layer $\tilde{H} : \mathcal{U} \rightarrow \mathcal{U}$.

orbits and Table 7 introduces $2n_0^2$ parameters $\left\{ a_{\vartheta}^{1,1,k,q}, b_{\vartheta}^{1,1,k,q} \mid k, q \in \llbracket 1..n_0 \rrbracket \right\}$ for this sub-block of parameters.

Now consider another sub-block of \mathbb{I}^{WW} where $1 < i = s < L$. Now the action of \tilde{S} on indices in this sub-block can be written $\sigma[\alpha, \beta] = [(i, \sigma_i(j), \sigma_{i-1}(k)), (i, \sigma_i(p), \sigma_{i-1}(q))]$. Then we have a total of two orbits characterized by whether or not $k = p$, rather than $2n_0^2$ orbits for the $i = 1$ case. Tables 7-10 present the complete parameter sharing for each of $\vartheta, \phi, \varphi, \psi$, resulting from analyzing every possible orbit within any sub-block of $\mathbb{I}^{WW}, \mathbb{I}^{WV}, \mathbb{I}^{VW}, \mathbb{I}^{VV}$.

φ_{spq}^{ij}			
$s = i$	$i = 1$	$1 < i < L$	$i = L$
	$\begin{cases} a_{\varphi}^{1,1,q} & j \neq p \\ b_{\varphi}^{1,1,k} & j = p \end{cases}$	$\begin{cases} a_{\varphi}^{i,i} & j \neq p \\ b_{\varphi}^{i,i} & j = p \end{cases}$	$b_{\varphi}^{L,L,j,p}$
$s = i + 1$		$1 \leq i < L - 1$	$i = L - 1$
		$\begin{cases} a_{\varphi}^{i,i+1} & j \neq p \\ b_{\varphi}^{i,i+1} & j = p \end{cases}$	$\begin{cases} a_{\varphi}^{L-1,L,p} & j \neq p \\ b_{\varphi}^{L-1,L,p} & j = p \end{cases}$
other s	$1 \leq i < L, s = 1$	$1 \leq i < L, 1 < s < L$	$1 \leq i < L, s = L$
	$a_{\varphi}^{i,s,q}$	$a_{\varphi}^{i,s}$	$a_{\varphi}^{i,L,p}$
	$i = L, s = 1$	$i = L, 1 < s < L$	
	$a_{\varphi}^{L,1,j,q}$	$a_{\varphi}^{L,s,j}$	

Table 9: HNP-equivariant parameter sharing on $\varphi \subset \theta$, corresponding to the NF-Layer $\tilde{H} : \mathcal{U} \rightarrow \mathcal{U}$.

ψ_{sp}^{ij}			
$s = i$		$1 \leq i < L$	$i = L$
		$\begin{cases} a_{\psi}^{i,i} & j \neq p \\ b_{\psi}^{i,i} & j = p \end{cases}$	$b_{\psi}^{L,L,j,p}$
other s	$1 \leq i < L, s = L$	$i = L, 1 \leq s < L$	$1 \leq i < L, 1 \leq s < L$
	$a_{\psi}^{i,L,p}$	$a_{\psi}^{L,s,j}$	$a_{\psi}^{i,s}$

Table 10: HNP-equivariant parameter sharing on $\psi \subset \theta$, corresponding to the NF-Layer $\tilde{H} : \mathcal{U} \rightarrow \mathcal{U}$.

C.2 Invariant NF-Layer

While the NP-invariant NF-Layer sums over the rows and columns of every weight and bias, under HNP assumptions there is no need to sum over the columns of $W^{(1)}$ (inputs) or the rows of $W^{(L)}, v^{(L)}$ (outputs). So the HNP invariant NF-Layer $\tilde{P} : \mathcal{U} \rightarrow \mathbb{R}^{2L+n_0+2n_L}$ is defined:

$$\tilde{P}(U) = \left(P(U), W_{*,*}^{(1)}, W_{:,*}^{(L)}, v^{(L)} \right), \quad (20)$$

where $W_{*,*}^{(1)}$ and $W_{:,*}^{(L)}$ denote summing over only the rows or only the columns of the matrix, respectively. Note that \tilde{P} satisfies $\tilde{\mathcal{S}}$ -invariance without satisfying \mathcal{S} -invariance.

D Additional experimental details

D.1 Predicting generalization

The model we use consists of 3 equivariant NF-Layers with 16, 16, and 5 channels respectively. We apply ReLU activations after each linear NF-Layer. The resulting weight space feature map is passed into an invariant NF-Layer with mean pooling. The output of the invariant NF-Layer is flattened and projected to $\mathbb{R}^{1,000}$. The resulting vector is then passed through an MLP with two hidden layers, each with 1,000 units and ReLU activation. The output is linearly projected to a scalar and passed through a sigmoid function. Since the output of the model can be interpreted as a probability, we train the model with binary cross-entropy with hyperparameters outlined in Table 11. The model is trained for 50 epochs with early stopping based on τ on the validation set.

D.2 Predicting ‘‘winning ticket’’ masks from initialization

Concretely, the encoder learns the posterior distribution $q_{\theta}(Z | U_0, M)$ where $Z \in \mathbb{R}^{\dim(\mathcal{U}) \times C}$ is the latent variable for the winning tickets and C is the number of latent channels. The decoder learns

Name	Values
Optimizer	Adam
Learning rate	0.001
Batch size	8
Loss	Binary cross-entropy
Epoch	50

Table 11: Hyperparameters for predicting generalization on Small CNN Zoo.

$p_\theta(M | U_0, Z)$, and both encoder and decoder are implemented using our equivariant NF-Layers. For the prior $p(Z)$ we choose the isometric Gaussian distribution, and train using the evidence lower bound (ELBO):

$$\mathcal{L}_\theta(M, U_0) = \mathbb{E}_{z \sim q_\theta(\cdot | U_0, M)} \left[\ln p_\theta(M | U_0, z) \right] - \text{D}_{\text{KL}} \left(q_\theta(\cdot | U_0, M) \parallel p(\cdot) \right).$$

The initialization and sparsity mask are concatenated so the input to the encoder q_θ is $(U, M) \in \mathbb{R}^{\dim(U) \times 2}$. After the bottleneck, we concatenate the latent variables and the original mask along the channels, i.e. the decoder input is $(U_0, Z) \in \mathbb{R}^{\dim(U) \times (C+1)}$.

The first dataset uses 3-layer MLPs with 128 hidden units trained on MNIST and the second uses CNNs with three convolution layers (128 channels) and 2 fully-connected layers trained on CIFAR-10. In each dataset, we include 400 pairs for training and hold out 50 for evaluation. The hyperparameter details are in Table 12. The encoder and decoder models contain 4 equivariant NF-Layers with 64 hidden channels within each layer. The latent variable is 5 dimensions.

Name	Values
Optimizer	Adam
Learning rate	1×10^{-3}
Batch size	[4, 8]
Epoch	200

Table 12: Hyperparameters for predicting LTH on MNIST and CIFAR-10.

D.3 Classifying INRs

We use SIREN [51] for our INRs of CIFAR and MNIST. For the SIREN models, we used a three-layer architecture with 32 hidden neurons in each layer. We trained the SIRENs for 5,000 steps using Adam optimizer with a learning rate of 5×10^{-5} . Both datasets were split into 45,000 training images, 5,000 validation images, and 10,000 test images. We trained 10 copies (MNIST) or 20 copies of (CIFAR-10) SIRENs on each training image with different initializations, and a single SIREN on each validation and test image. No additional data augmentation was applied.

We also trained neural functionals with 3 equivariant NF-Layers + ReLU activations, each with 512 channels, followed by invariant NF-Layers (mean pooling) and a three-layer MLP head with 1,000 hidden units and ReLU activation. Dropout was applied to the MLP head only. For the NFN IO-encoding, we used sinusoidal position encoding with a maximum frequency of 10 and 6 frequency bands (dimension 13). The training hyperparameters are shown in Table 13.

The MLP baseline is a 3-layer MLP with 1,000 hidden units and ReLU activation, with dropout applied to each layer with probability of 0.5. We experimented with larger MLPs (4-layers, 6,000 hidden units) but found that it did not significantly increase (in fact, often decreased) test accuracy.

D.4 Weight space style editing

For weight space editing, we use the same INRs as the ones used for classification but we do not augment the dataset with additional INRs. Let U_i be the INR weights for the i^{th} image and $\text{SIREN}(x, y; U)$ be the output of the INR parameterized by U at coordinates (x, y) . We edit the INR weights $U'_i = U_i + \gamma \cdot \text{NFN}(U_i)$, and γ is a learned scalar initialized to 0.01. Letting $f_i(x, y)$ be the

Name	Values
Optimizer	Adam
Learning rate	1×10^{-4}
Batch size	32
Training steps	2×10^5
MLP dropout	0.5

Table 13: Hyperparameters for classifying INRs on MNIST and CIFAR-10 using neural functionals.

pixel values of the ground truth edited image (obtained from image-space processing), the objective is to minimize mean squared error:

$$\mathcal{L}(\text{NFN}) = \frac{1}{N \cdot d^2} \sum_{i=1}^N \sum_{x,y} \|\text{SIREN}(x, y; U') - f_i(x, y)\|_2^2. \quad (21)$$

Note that since the SIREN itself is differentiable, the loss can be directly backpropagated through U' to the parameters of the NFN.

The neural functionals contain 3 equivariant NF-Layers with 128 channels, one invariant NF-Layer (mean pooling) followed by 4 linear layers with 1,000 hidden neurons. Every layer uses ReLU activation. The training hyperparameters can be found in Table 14.

Name	Values
Optimizer	Adam
Learning rate	1×10^{-3}
Batch size	32
Training steps	5×10^4

Table 14: Hyperparameters for weight space style editing using neural functionals.

E Additional experiments

E.1 Predicting MLP generalization from weights

In addition to predicting generalization on the Small CNN Zoo benchmark (Section 3.1), we also construct our own datasets to evaluate predicting generalization on MLPs. Specifically, we study three- and five-layer MLPs with 128 units in each hidden layer. For each of the two architectures, we train 2,000 MLPs on MNIST with varying optimization hyperparameters, and save 10 randomly-selected checkpoints from each run to construct a dataset of 20,000 (weight, test accuracy) pairs. Runs are partitioned according to a 90% / 10% split for training and testing.

We evaluate NFN_{HNP} and NFN_{NP} on this task and compare them to the STATNN baseline [57] which predicts test accuracy from hand-crafted features extracted from the weights. Table 15 shows that

		NFN_{HNP}	NFN_{NP}	STATNN
τ	3-Layer	0.876 ± 0.003	0.859 ± 0.002	0.854 ± 0.002
	5-Layer	0.871 ± 0.001	0.855 ± 0.001	0.860 ± 0.001
R^2	3-Layer	0.957 ± 0.003	0.9424 ± 0.003	0.937 ± 0.002
	5-Layer	0.956 ± 0.002	0.947 ± 0.001	0.950 ± 0.001

Table 15: Kendall’s τ coefficient and R^2 between predicted and actual test accuracies of three- and five-layer MLPs trained on MNIST. Our equivariant neural functionals outperform the baseline from [57] which predicts generalization using only simple weight statistics as features. Uncertainties indicate standard error over five runs.

NFN_{NP} and STATNN are broadly comparable, while NFN_{HNP} consistently outperform other methods across both datasets in two measures of correlation: Kendall’s tau and R^2 . These results confirm that processing the raw weights with permutation equivariant neural functionals can lead to greater predictive power when assessing generalization from weights.