

Domain Adaptive Decision Trees: Implications for Accuracy and Fairness

JOSE M. ALVAREZ, Scuola Normale Superiore, University of Pisa, Italy

KRISTEN M. SCOTT, KU Leuven, Leuven.AI, Belgium

SALVATORE RUGGIERI, University of Pisa, Italy

BETTINA BERENDT, TU Berlin, Weizenbaum Institute, and KU Leuven, Germany and Belgium

In uses of pre-trained machine learning models, it is a known issue that the target population in which the model is being deployed may not have been reflected in the source population with which the model was trained. This can result in a biased model when deployed, leading to a reduction in model performance. One risk is that, as the population changes, certain demographic groups will be under-served or otherwise disadvantaged by the model, even as they become more represented in the target population. The field of domain adaptation proposes techniques for a situation where label data for the target population does not exist, but some information about the target distribution does exist. In this paper we contribute to the domain adaptation literature by introducing *domain-adaptive decision trees* (DADT). We focus on decision trees given their growing popularity due to their interpretability and performance relative to other more complex models. With DADT we aim to improve the accuracy of models trained in a source domain (or training data) that differs from the target domain (or test data). We propose an in-processing step that adjusts the information gain split criterion with outside information corresponding to the distribution of the target population. We demonstrate DADT on real data and find that it improves accuracy over a standard decision tree when testing in a shifted target population. We also study the change in fairness under *demographic parity* and *equal opportunity*. Results show an improvement in fairness with the use of DADT.

CCS Concepts: • **Computing methodologies** → **Classification and regression trees; Learning under covariate shift.**

Additional Key Words and Phrases: Decision Trees, Information Gain, Domain Adaptation, Covariate Shift, Fairness, folktables

1 INTRODUCTION

In uses of pre-trained machine learning models, it is a known issue that the target population in which the model is being deployed may not have been reflected in the data with which the model was trained. There are many reasons why a training set would not match the target population, including sampling bias [30], concept drift [9], and domain shift [9]. This situation can lead to a reduction in performance in the target domain. One risk is that, as the demographic distribution of the population changes, certain demographic populations will be under-served by model performance, even as they become more represented in the target population: a type of representation bias [30]. Lack of representation, or invisibility, of this kind can be unfair, and adequate visibility can be a prerequisite for fairness [5, Chapter 4]. A classic example is that of demographics, such as female and darker-skinned people being underrepresented in computer-vision datasets, hence scarcely visible to the learning algorithm, with consequences such as high error rates in facial recognition and consequent denials of benefits (such as authentication) or imposition of harms (such as arrests) [3]. One, often advisable, approach for dealing with this is to train a new model with updated or improved training data. However, in the case of supervised learning, this may not be possible, as label information for these additional members of the target population may not yet exist. Additionally, while collection of representative data is very important, it does come at a cost, including a time cost, so that some shift in the target is likely to occur before updated data is collected or a shift is even identified. The field of domain adaptation proposes techniques for addressing these situations [24].

In this paper we contribute to the domain adaptation literature by introducing *domain-adaptive decision trees* (DADT). With DADT we aim to improve accuracy of decision tree models trained in a source domain (or training data) that differs from the target domain (or test data), as it may occur when we do not have labeled instances for the target

domain. We do this by proposing an in-processing step that adjusts the information gain (IG) split criterion with outside information (none label data), corresponding to the distribution of the target population we aim for. The approach works by adapting probabilities of child nodes to the target domain and, in this sense, by making parts of the feature space (such as certain demographics) more visible to the learning algorithm. We investigate the conditions in which this strategy can lead to increases in performance, in fairness, or in both.

As an illustrative example, consider the case of a sports retail store looking to target new clients (D_T) using what it knows about its current clients (D_S) based on geographical regions. The store has information on the purchasing habits (Y) of D_S as they have purchased at the store before; this is not the same for D_T . Imagine, in particular, that the store wants to use a classifier to inform its inventory on women’s football shoes. If the two client populations differ by region, which is likely, the classifier trained on D_S and intended to predict purchasing patterns (\hat{Y}) on D_T could lead to biased predictions when used. For instance, if there are few women athletes and little demand for women’s football shoes in the source region relative to the target region, the classifier could underestimate the stocks of women’s football shoes needed, under-serving the potential new clients. This could lead to lower service or higher prices for some social groups, and the lost opportunity by the store to gain or even retain customers in the target region. To break such feedback loops, the store could improve the classifier by amplifying some of the knowledge about football-shoe purchases in the source domain. It could, for instance, use knowledge about the demographics in the target domain to better approximate the target region’s potential demand for football shoes purchases by women.

In the experiments reported in Section 4 we utilize the *ACSPublicCoverage* dataset—an excerpt of US Census data [6], with the prediction task of whether or not a low income individual is covered by public health coverage. The dataset provides the same feature sets for each of the US states. This design allows us to set up an experimental scenario that mirrors our retail example of having no labeled data for the target domain, but some knowledge of the distribution of the attributes in the target domain.

We aim not only to improve overall accuracy, but also to produce sufficient accuracy for different demographic groups. This is important because the distribution of these groups may be different in the target population and even shift over time in that population. Ding et al. [6], for example found that naively implementing a model trained on data from one US state and using it in each of the other states resulted in unpredictable performance in both overall accuracy and in *demographic parity* (a statistically defined metric of model fairness performance based on treatment of members of a selected demographic group compared to members of another demographic group). We therefore also test the impact of our intervention on the results of a post-processing fairness intervention [12], which we measure using two common fairness metrics: *demographic parity* and *equal opportunity* [2, Chapter 3].

We focus on decision trees for domain shift because decision trees are accessible, interpretable, and well-performing classification models that are commonly used. We study decision trees rather than more complex classifiers when using tabular data for three reasons. First, these models are widely available across programming languages and are standard in industry and academic communities [25]. Second, these models are inherently transparent [26], meaning they are white-box rather than black-box models, which may facilitate the inclusion of stakeholders in understanding and assessing model behaviour. Third, ensembles of these models still outperform the deep learning models on tabular data [10]. For these reasons, and as proposed AI regulations include calls for explainable model behaviour [8, 33], decision trees are a relevant choice when training a classifier and it is therefore important to address issues specific to them.

There are different types of domain shift [22] and they have different implications for suitable interventions. We focus on the *covariate shift* case of domain shift. This is the case where only the distribution of the attributes change between the source and target, not the relationship between the attributes and the label. In the next section, we introduce the

problem setting as a domain adaptation problem and specifically focus on the covariate shift type of this problem. Before presenting our proposed intervention to information gain in Section 3 we present the necessary background information on decision trees, entropy and information gain and measuring covariate shift. In Section 4 we present the results of our experiments. We then examine those results in relation to the covariate shift assumption between source and target populations. We see that our intervention leads to an increase in accuracy when the covariate shift assumption holds. The related work section 5 situates our approach in the literature on domain adaptation in decision trees and adjusting the information gain of decision trees. Section 6 closes and gives an outlook on future work.

Research Ethics: We use data from an existing benchmark designed for public use and work with aggregated or anonymized data only, thus complying with applicable legal and ethical rules, and we disclose all details of our method in line with the transparency mandates of the ACM Code of Ethics.

2 PROBLEM SETTING

Let \mathbf{X} denote the set of discrete/continuous *predictive attributes*, Y the *class attribute*, and f the *decision tree classifier* such that $\hat{Y} = f(\mathbf{X})$ with \hat{Y} denoting the *predicted class attribute*.

We assume a scenario where the population used for training f (the *source domain* D_S) is not representative of the population intended for f (the *target domain* D_T). Formally, we write it as $P_S(\mathbf{X}, Y) \neq P_T(\mathbf{X}, Y)$, where $P_S(\mathbf{X}, Y)$ and $P_T(\mathbf{X}, Y)$, respectively, denote the source and target domain joint probability distributions. We tackle this scenario as a *domain adaptation* (DA) problem [23] as it allows us to formalize the difference between distributions in terms of distribution shifts. There are three types of distribution shifts in DA: covariate, prior probability, and dataset shift. Here, we focus on *covariate shift* [17, 22, 34] in which the conditional distribution of the class, $P(Y|\mathbf{X})$, remains constant but the marginal distribution of the attributes, $P(\mathbf{X})$, changes across the two domains:

$$P_S(Y|\mathbf{X}) = P_T(Y|\mathbf{X}) \text{ but } P_S(\mathbf{X}) \neq P_T(\mathbf{X}) \quad (1)$$

We focus on covariate shift because we assume, realistically, to have some access only to the predictive attributes \mathbf{X} of the target domain.¹ Under this *unsupervised setting*, we picture a scenario where a practitioner needs to train f on D_S to be deployed on D_T . Aware of the potential covariate shift, the practitioner wants to avoid training a biased model relative to the target domain that could result in poor performance on \hat{Y} .

What can be done here to address the DA problem depends on what is known about $P_T(\mathbf{X})$. In the ideal case in which we know the whole covariate distribution $P_T(\mathbf{X})$, being under (1) allows for computing the full joint distribution due to the multiplication rule of probabilities:

$$P_T(Y, \mathbf{X}) = P_T(Y|\mathbf{X}) \cdot P_T(\mathbf{X}) = P_S(Y|\mathbf{X}) \cdot P_T(\mathbf{X}) \quad (2)$$

where we can exchange $P_T(Y|\mathbf{X})$ for $P_S(Y|\mathbf{X})$, which is convenient as we know both Y and \mathbf{X} in D_S . In reality, however, the right-hand-side of (2) can only be known to some extent due to three potential issues:

- (P1) $P_T(\mathbf{X})$ is not fully available, meaning the marginal distributions of some of the attributes $X \in \mathbf{X}$ are known;
- (P2) $P_T(Y|\mathbf{X}) \approx P_S(Y|\mathbf{X})$ but not equal, meaning the covariate shift holds in a relaxed form; and
- (P3) $P_T(\mathbf{X})$ and $P_S(Y|\mathbf{X})$ are estimated given a sample data from the respective populations, and, as such, the estimation can have some variability.

¹The other two settings require information on $Y \in D_T$, with *prior probability shift* referring to cases where the marginal distribution of the class attribute changes, $P_S(\mathbf{X}|Y) = P_T(\mathbf{X}|Y)$ but $P_S(Y) \neq P_T(Y)$, and *dataset shift* referring to cases where neither covariate nor prior probability shifts apply but the joint distributions still differ, $P_S(\mathbf{X}, Y) \neq P_T(\mathbf{X}, Y)$.

The issue P3 is pervasive in statistical inference and machine learning. We do not explicitly² consider it in our problem statement. Therefore, the main research question that we intend to address in this paper is:

RQ1. With reference to the decision tree classifier, which type and amount of target domain knowledge (issue P1) can help reduce the loss in accuracy at the variation of relaxations of covariate shift (issue P2)?

In the interest of fairness, as domain shift can have a detrimental impact on performance of the model for some demographic groups over others, a subsequent question to address in this paper is:

RQ2. How does the loss in accuracy by the decision tree classifier, based on the issues P1 and P2, affect a fairness metric used for protected groups of interest in the target domain?

The range of cases to consider in (2) for both RQ1 and RQ2 fall within two bordering cases. **No target domain knowledge:** it consists of training f on the source data and using it on the target data without any change or correction. Formally, we estimate $P_T(\mathbf{X})$ as $P_S(\mathbf{X})$ and $P_T(Y|\mathbf{X})$ as $P_S(Y|\mathbf{X})$. **Full target domain knowledge:** it consists of training f on the source data and using it on the target data, but exploiting full knowledge of $P_T(\mathbf{X})$ in the learning algorithm to replace $P_S(\mathbf{X})$. **Partial target domain knowledge:** consequently, the in-between case consists of training a decision tree on the source data and using it on the target data, but exploiting partial knowledge of $P_T(\mathbf{X})$ in the learning algorithm and complementing it with knowledge of $P_S(\mathbf{X})$. The form of partial knowledge depends on the information available on \mathbf{X} , or subsets of it. Here, we consider a scenario where for $\mathbf{X}' \subseteq \mathbf{X}$, an estimate of $P(\mathbf{X}')$ is known only for $|\mathbf{X}'| \leq 2$ (or $|\mathbf{X}'| \leq 3$), namely we assume to know bi-variate (resp., tri-variate) distributions only, but not the full joint distribution. This scenario occurs, for example, when using cross-tabulation data from official statistics.

We specify how to exploit the knowledge of $P_T(\mathbf{X})$ for a decision tree classifier in Section 3, introducing what we refer to as a *domain-adaptive decision tree* (DADT) classifier. But first, we introduce the required technical background on decision tree learning in the context of domain adaptation in the remainder of this section.

2.1 Decision Tree Learning

Top-down induction algorithms grow a decision tree classifier [13] from the root to the leaves. At each node, either the growth stops producing a leaf, or a split condition determines child nodes that are recursively grown. Common stopping criteria include node purity (all instances have the same class value), data size (the number of instances is lower than a threshold), and tree depth (under a maximum depth allowed). Split conditions are evaluated based on a split criterion, which selects one of them or possibly none (in this case the node becomes a leaf).

We assume binary splits of the form:³ $X = t$ for the left child and $X \neq t$ for the right child, when X is a discrete attribute; or $X \leq t$ for the left child and $X > t$ for the right child, when X is a continuous attribute. We call X the *splitting attribute*, and $t \in X$ the *threshold value*. Together they form the *split condition*. Instances of the training set are passed from a node to its children by partitioning them based on the split condition. The conjunction of split conditions from the root to the current node being grown is called the *current path* ϕ . It determines the instances of the training dataset being considered at the current node. The predicted probability of class y at a leaf node is an estimation of $P(Y = y|\phi)$ obtained by the relative frequency of y among the instances of the training set reaching the leaf or, equivalently, satisfying ϕ .

²We tackle it implicitly through the Law of Large Numbers by restricting to estimation of probabilities in contexts with a minimum number of instances. This is managed in decision tree learning by a parameter that stops splitting a node if the number of instances at a node is below a minimum threshold.

³There are other forms of binary splits, as well as multi-way and multi-attribute split conditions [21].

2.2 Entropy and the Information Gain Split Criterion

We focus on the information gain split criterion. It is, along with Gini, one of the standard split criteria used. It is also based on information theory via entropy [4], which links a random variable's distribution to its information content. The *entropy* (H) measures the information contained within a random variable based on the uncertainty of its events. The standard definition used is *Shannon's entropy* [16] where we define H for the class random variable Y at φ as:

$$H(Y|\varphi) = \sum_{y \in Y} -P(Y = y|\varphi) \log_2(P(Y = y|\varphi)) \quad (3)$$

where $-\log_2(P(Y = y|\varphi)) = I(y|\varphi)$ represents the *information* (I) of $Y = y$ at current path φ . Therefore, entropy is the expected information of the class distribution at the current path. Intuitively, the information of class value y is inversely proportional to its probability $P(Y = y|\varphi)$. The more certain y is, reflected by a higher $P(Y = y|\varphi)$, the lower its information as $I(y|\varphi)$ (along with its contribution to $H(Y|\varphi)$). The general idea behind this is that there is little new information to be learned from an event that is certain to occur.

The *information gain* (IG) for a split condition is the difference between the entropy at a node and the weighted entropy at the child nodes determined by the split condition X and t in consideration. IG uses (3) to measure how much information is contained under the current path. For a discrete splitting attribute X and threshold t , we have:

$$IG(X, t|\varphi) = H(Y|\varphi) - P(X = t|\varphi)H(Y|\varphi, X = t) - P(X \neq t|\varphi)H(Y|\varphi, X \neq t) \quad (4)$$

and for a continuous splitting attribute X and threshold t :

$$IG(X, t|\varphi) = H(Y|\varphi) - P(X \leq t|\varphi)H(Y|\varphi, X \leq t) - P(X > t|\varphi)H(Y|\varphi, X > t) \quad (5)$$

where the last two terms in (4)–(5) represent the total entropy obtained from adding the split condition X and t to φ .⁴ The selected split attribute and threshold are those with maximum IG , namely $\operatorname{argmax}_{X, t} IG(X, t|\varphi)$.

2.3 On Estimating Probabilities

Probabilities and, thus, H (3) and IG (4)–(5) are defined for random variables. As the decision tree grows, the probabilities are estimated on the subset of the training set D reaching the current node satisfying φ by frequency counting:

$$\hat{P}(X = t|\varphi) = \frac{|\{w \in D \mid \varphi(w) \wedge w[X] = t\}|}{|\{w \in D \mid \varphi(w)\}|}, \quad \hat{P}(Y = y|\varphi) = \frac{|\{w \in D \mid \varphi(w) \wedge w[Y] = y\}|}{|\{w \in D \mid \varphi(w)\}|} \quad (6)$$

where we have the probability estimators for $P(X)$ and $P(Y) \forall t, y \in D$. The denominator represents the number of instances w in D that satisfy the condition φ (written $\varphi(w)$) and the numerator the number of those instances that further satisfy $X = t$ (respectively, $Y = y$). We use the estimated probabilities (6) to estimate H and IG .

The hat in (6) differentiates the estimated probability, \hat{P} , from the population probability, P . Frequency counting is supported by the Law of Large Numbers (LLN). Assuming that the training set D is an *i.i.d.* sample from the P probability distribution, we expect for $\hat{P}(X = t|\varphi) \approx P(X = t|\varphi)$ and $\hat{P}(Y = y|\varphi) \approx P(Y = y|\varphi)$ as long as we have enough training observations in D , which is often the case when training f . A key issue is whether D is representative of the population of interest. This is important as \hat{P} will approximate the P behind D .

⁴Formally, together these last two terms represent the conditional entropy $H(Y, X|\varphi)$ written for the binary split case we are considering such that:

$$H(Y, X|\varphi) = \sum_{x \in X} -P(X = x|\varphi) \sum_{y \in Y} P(Y = y|\varphi, X = x) \log_2(P(Y = y|\varphi, X = x))$$

When training any classifier, the key assumption is that the P probability distribution is the same for the data used for growing the decision tree (the training dataset) and for the data on which the decision tree makes predictions (the test dataset). Under covariate shift (1) this assumption does not hold. Instead, the training dataset belongs to the source domain D_S with probability distribution P_S and the test dataset belongs to the target domain D_T with probability distribution P_T , such that $P_T \neq P_S$. To stress this point, we use the name *source data* for training data sampled from D_S and *target data* for training data sampled from D_T . The estimated probabilities (6), and the subsequent estimations for H (3) and IG (4)–(5) based on source data alone can be biased, in statistical terms, relative to the intended target domain (recall issue P1). This can result, among other issues, in poor model performance from the classifier. This is why we propose extending (6) by embedding them with target domain knowledge.

2.4 Distance between Probability Distributions

Measuring the distance between the probability distributions P_S and P_T is relevant for detecting distribution shifts. We resort to the *Wasserstein distance* W between two probability distributions to quantify the amount of covariate shift and the robustness of target domain knowledge. In the former case, we quantify the distance between $P_S(Y|X)$ and $P_T(Y|X)$. In the latter case, the distance between $P_S(X|\varphi)$ and $P_T(X|\varphi)$. We define W between P_S and P_T as:

$$W(P_S, P_T) = \int_{-\infty}^{+\infty} |\mathcal{P}_S - \mathcal{P}_T| \quad (7)$$

where \mathcal{P}_S and \mathcal{P}_T are the cumulative distribution functions (CDFs) of P_S and P_T .

We can estimate \mathcal{P}_S and \mathcal{P}_T from the data using (6). The smaller W is, the closer are the two distributions, indicating similar informational content.

Under covariate shift (1), it is assumed that $P_S(Y|X) = P_T(Y|X)$, which allows to focus on the issue of $P_S(X) \neq P_T(X)$. This equality is often not verified in practice. We plan to use W , along with an approximation to $P_T(Y|X)$ (as, recall, $Y \notin D_T$), to measure the distance between these two conditional probabilities to ensure that our proposed embedding with target domain knowledge is impactful (recall issue P2). Measuring this distance will allow to evaluate how relaxations of $P_S(Y|X) = P_T(Y|X)$ affect the impact of our proposed target domain embedding.

2.5 Post-Processing Fairness

Together Sections 2.3 and 2.4 address RQ1. To address RQ2, we rely on the known link between a model’s performance as measured under some accuracy metric and its fairness as measured under some fairness metric [7, 14, 31]. Inline with our scenario, the practitioner, now concerned beyond model performance, wants to understand the performance of the trained classifier w.r.t. certain demographic groups in the target domain. The practitioner resorts to applying a post-processing method around f that adjusts the predictions under red a chosen fairness metric; we do this for demographic parity and separately for equal opportunity. In practice, this comes down to using a wrapper function based on Hardt et al. [12]. The implementation details are covered in appendix B.

We focus on this model agnostic post-processing fairness intervention so that we can measure the impact of DADT on both accuracy, and on a fairness intervention. Post-processing methods rely on the non-DA setting, meaning $P_S(Y, X) = P_T(Y, X)$. Classifiers are a statement on the joint probability distribution of the training data. Each leaf in a decision tree, e.g., answers to how its current path relates to the class, $P(Y = y|\varphi)$, which in turn relates to model accuracy through the predicted class: for an instance $X = x$ that follows φ we predict $f(x) = \hat{y}$ hoping that $\hat{y} = y$.

Under DA, post-processing methods are essentially only modifying $P_S(Y, X)$. Granted the practitioner trained an oracle-like standard decision tree, the post-processing intervention would only be addressing fairness issues on the population for which the classifier is not intended. The issue is that under covariate shift and other DA settings, the source of bias we are addressing is based on the source domain relative to the target domain. We study how the domain-adaptive decision tree compares to the standard decision tree under the same post-processing fairness step. We hypothesize that under a DA scenario, said step is more impactful for a domain-adaptive than a standard decision tree as the former accounts for the target domain information during training.

3 DOMAIN-ADAPTIVE DECISION TREES

We present our approach for addressing covariate shift by embedding target domain knowledge when learning the decision tree classifier. We propose an *in-processing step* under the information gain split criterion, motivating what we refer to as *domain-adaptive decision trees* (DADT) learning. As discussed in Section 2, when growing the decision tree, the estimated probabilities (6) used for calculating H (3) and thus IG (4)–(5) at the current path φ are derived over a training dataset, which is normally a dataset over the source domain D_S . For the split condition $X = t$, it follows that $\hat{P}(X = t|\varphi) \approx P_S(X = t|\varphi)$, which is an issue under covariate shift. We instead want that $\hat{P}(X = t|\varphi) \approx P_T(X = t|\varphi)$. We propose to embed in the learning process knowledge from the target domain D_T , reducing the potential bias in the estimation of the probabilities and, in turn, reducing the bias of the trained decision classifier.

3.1 Embedding Target Domain Knowledge

There are two probability forms that are to be considered when growing a decision tree for the current path φ : $P(X = t|\varphi)$ in (4) (and, respectively, $P(X \leq t|\varphi)$ in (5)) and $P(Y = y|\varphi)$ in (3)–(4). In fact, the formulas of entropy and information gain only rely on those two probability forms, and on the trivial relation $P(X \neq t|\varphi) = 1 - P(X = t|\varphi)$ for discrete attributes (and, respectively, $P(X > t|\varphi) = 1 - P(X \leq t|\varphi)$ for continuous attributes).

It follows that we can easily estimate $\hat{P}_S(X = t|\varphi)$ and $\hat{P}_S(Y|\varphi)$ using the available source domain knowledge.

3.1.1 Estimating $P(X = t|\varphi)$. We assume that some target domain knowledge is available, from which we can estimate $\hat{P}_T(X|\varphi)$,

in the following cases:⁵

$$\hat{P}_T(X = x|\varphi) \approx P_T(X = x|\varphi) \text{ for } X \text{ discrete, } \hat{P}_T(X \leq x|\varphi) \approx P_T(X \leq x|\varphi) \text{ for } X \text{ continuous} \quad (8)$$

We extend $\hat{P}(X = x|\varphi)$ to the case that $\hat{P}_T(X = x|\varphi)$ is not directly available in the target domain knowledge D_T , by affine combinations for discrete and continuous attributes using the source domain knowledge D_S :

$$\hat{P}(X = x|\varphi) = \alpha \cdot \hat{P}_S(X = t|\varphi) + (1 - \alpha) \cdot \hat{P}_T(X = t|\varphi') \quad (9)$$

$$\hat{P}(X \leq x|\varphi) = \alpha \cdot \hat{P}_S(X \leq t|\varphi) + (1 - \alpha) \cdot \hat{P}_T(X \leq t|\varphi') \quad (10)$$

where φ' is a maximal subset of split conditions in φ for which $\hat{P}_T(X = t|\varphi')$ is in the target domain knowledge, and $\alpha \in [0, 1]$ is a tuning parameter to be set. In particular, setting $\alpha = 0$ boils down to estimate probabilities based on the

⁵Actually, since we consider x in the (finite) domain of X the two forms are equivalent, due to basic identities $P_T(X \leq x|\varphi) = \sum_{X \leq x} P_T(X = x|\varphi)$ and $P_T(X = x|\varphi) = P_T(X \leq x|\varphi) - P_T(X \leq x'|\varphi)$, where x' is the element preceding x in the domain of X . Moreover, by definition of conditional probability, we have $P(X = t|\varphi) = P(X = t, \varphi)/P(\varphi)$ and then target domain knowledge boils down to estimates of probabilities of conjunction of equality conditions. Such form of knowledge is, for example, provided by cross-tables in official statistics data.

source data only. With such assumptions, $P(X = t|\varphi)$ in (4) (resp., $P(X \leq t|\varphi)$ in (5)) can be computed from the target domain knowledge as $P(X = t|\varphi) = \hat{P}(X = t|\varphi)$ (respectively, $P(X \leq t|\varphi) = \hat{P}(X \leq t|\varphi)$) to derive IG.

3.1.2 Estimating $P(Y = y|\varphi)$. Let us consider the estimation of $P(Y = y|\varphi)$ in (3) over the target domain. Since $Y \notin D_T$, it is legitimate to ask whether $P(Y = y|\varphi)$ is the same probability in the target as in the source domain when growing the decision tree classifier? If yes, then we would simply estimate $P_T(Y = y|\varphi) \approx \hat{P}_S(Y = y|\varphi)$. Unfortunately, the answer is no. Recall that the covariate shift assumption (1) states that $P_S(Y|\mathbf{X}) = P_T(Y|\mathbf{X})$, namely that the probability mass function of Y conditional on fixing *all of the* variables in \mathbf{X} is the same in the source and target domains:

$$\forall \mathbf{x} \in \mathbf{X}, \forall y \in Y, P_S(Y = y|\mathbf{X} = \mathbf{x}) = P_T(Y = y|\mathbf{X} = \mathbf{x}) \quad (11)$$

However, this equality may not hold when growing the tree as the current path φ does not necessarily fix all of the \mathbf{X} 's, i.e., (11) does not necessarily imply $\forall \varphi P_T(Y = y|\varphi) = P_S(Y = y|\varphi)$. This situation, in fact, is an instance of the Simpson's paradox [28]. We show this point with Example A.1 in Appendix A. Therefore, we rewrite $P_T(Y = y|\varphi)$ using the law of total probability as follows:

$$P_T(Y = y|\varphi) = \sum_{\mathbf{x} \in \mathbf{X}} P_T(Y = y|\mathbf{X} = \mathbf{x}, \varphi) \cdot P_T(\mathbf{X} = \mathbf{x}|\varphi) = \sum_{\mathbf{x} \in \mathbf{X}} P_S(Y = y|\mathbf{X} = \mathbf{x}, \varphi) \cdot P_T(\mathbf{X} = \mathbf{x}|\varphi) \quad (12)$$

where the final equation exploits the covariate shift assumption (11) when it holds for a current path φ . Now, instead of taking $P_S(T|\varphi) = P_T(Y|\varphi)$ for granted, which we should not under DADT learning, we rewrite $P_T(Y = y|\varphi)$ in terms of probabilities over source domain, $P_S(Y = y|\mathbf{X} = \mathbf{x}, \varphi)$, and target domain, $P_T(\mathbf{X} = \mathbf{x}|\varphi)$, knowledge. Notice that (12) allows us to approximate $P_T(Y|\mathbf{X})$ under φ without having access to $P_T(Y)$. On top of embedding target domain knowledge, this is useful for addressing issue P2 (Section 2, in particular, 2.4).

Varying $\mathbf{x} \in \mathbf{X}$ over all possible combination as stipulated in (12), however, is not feasible in practice as it would require extensive target domain knowledge to estimate $P_T(\mathbf{X} = \mathbf{x}|\varphi) \forall \mathbf{x} \in \mathbf{X}$. This would still be a practical issue in the ideal case we had a full sample of the target domain, as it would require the sample to be large enough for observing each value $\mathbf{x} \in \mathbf{X}$ in D_T w.r.t. D_S . Therefore, to calculate (12) we choose to vary values with respect to a *single attribute* $X_w \in \mathbf{X}$ and define the estimate of P as:

$$\hat{P}_T(Y = y|\varphi) = \sum_{x \in X_w} \hat{P}_S(Y = y|X_w = x, \varphi) \cdot \hat{P}_T(X_w = x|\varphi) \quad (13)$$

where we now use only target domain knowledge about $P_T(X_w = x_w|\varphi)$ instead of spanning the entire attribute space \mathbf{X} . The attribute X_w is chosen such that the summation (13) is close to the estimand $\hat{P}_T(Y = y|\varphi)$ for (12). Such an attribute X_w , however, may depend on the current path φ , which would require target domain knowledge on the conditional distribution of Y . Hence, we only consider the empty φ , and then choose X_w based on:

$$X_w = \operatorname{argmin}_X W(\hat{P}^X(Y), \hat{P}_T(Y)) \quad \text{where } \hat{P}^X(Y) = \sum_{x \in X} \hat{P}_S(Y = y|X = x) \cdot \hat{P}_T(X = x) \quad (14)$$

namely, such that the W distance (7) between estimated and target domain marginal probability of Y is minimal. In terms of target domain knowledge D_T , this requires to know an approximation $\hat{P}_T(Y)$ of the marginal distribution of the class in the target domain. We are slightly departing here from our assumption of no knowledge of $Y \in D_T$ by requiring an estimate of its marginal (unconditional) distribution on the target population. If this is not feasible, then we assume some expert input on an attribute X_w such that $\hat{P}_S(Y = y|X = x) \approx \hat{P}_T(Y = y|X = x)$, as a way to minimize

the first term of the summation (14). To summarize, we use the optimal X_w as from (14) to derive (13) as an empirical approximation to (12). This is how we estimate $P(Y|\varphi)$ over the target domain.

3.2 How Much Target Domain Knowledge?

We can now formalize the range of cases based on the availability of $P_T(X)$ described in Section 2. Under **no target domain knowledge**, we have no information available on D_T , which means that $\hat{P}(X = x|\varphi) = P_S(X = x|\varphi)$. This amounts to setting $\alpha = 0$ in (9)–(10), and, whatever X_w is, (13) boils down to $\hat{P}(Y = y|\varphi) = P_S(Y = y|\varphi)$. In short, both probability estimations boil down to growing the DADT classifier using the source data D_S without any modification or, simply, growing a standard decision tree classifier. Similarly, under **full target domain knowledge** we have target domain knowledge for all attributes in D_T along with enough instances to estimate both probabilities. This amounts to setting $\alpha = 1$ in (9)–(10), and to know which attribute X_w minimizes (14). The full target domain knowledge is the strongest possible assumption within our DADT approach, but not in general. For validation purposes (Section 4), we move away from our unsupervised setting and assume $Y \in D_T$ to set up an *additional baseline* under the full knowledge of D_T : **target-to-target baseline**. In this scenario, the decision tree is grown *and* tested exclusively on the target data. Such a scenario does not require covariate shift, since probabilities $P(X = t|\varphi)$ and $P(Y = y|\varphi)$ are estimated directly over the target domain. This is *the ideal case* as we train the classifier on the intended population.

Finally, under **partial target domain knowledge** we consider cases where we have access to estimates of $P(X')$ only for some subsets $X' \subseteq X$. This allows to estimate $P(X = x|\varphi)$ only if X and the variables in φ are in one of those subsets X' . When the target domain information is insufficient, DADT resorts to the source domain information in (9)–(10) by a linear combination of both. The weight α in such a linear combination should be set proportional to the contribution of the source domain information. We refer to Section 4.3.1 for our experimental setting of α .

4 EXPERIMENTS: STATE PUBLIC COVERAGE

4.1 The ACSPublicCoverage dataset

We consider the *ACSPublicCoverage* dataset—an excerpt of the 2017 U.S. Census data [6]—that provides the same feature sets for different geographical regions based on each of the US states, which may have different distributions. This allows us to examine the impact of our method given a wide range of distribution shifts. We utilize the prediction task, constructed by the dataset creators, of whether or not a low income individual is covered by public health coverage. Inspired by this experimental setting, we imagine a task where a public administrator wants to identify individuals are not receiving the public benefits to which they are entitled, however, information about who does and does not receive these benefits is only available for a population different than the target population, say another state. However, this administrator is likely to have some information about the target population distribution; information that they realistically may have population breakdown by demographics such as age, race and gender. To address RQ1 we now test whether, with DADT, we can utilize that information to train an improved model in the new state, compared to blindly applying a model trained in the latter state. Additionally, we address RQ2 by testing the impact of DADT compared to baseline on two fairness metrics.

4.2 Experimental Setup

The design of the *ACSPublicCoverage* dataset allows us to set up a scenario that mirrors our example of the retail store in Section 1 of having no labeled data for the target domain, but some knowledge of the (unconditional) distribution of

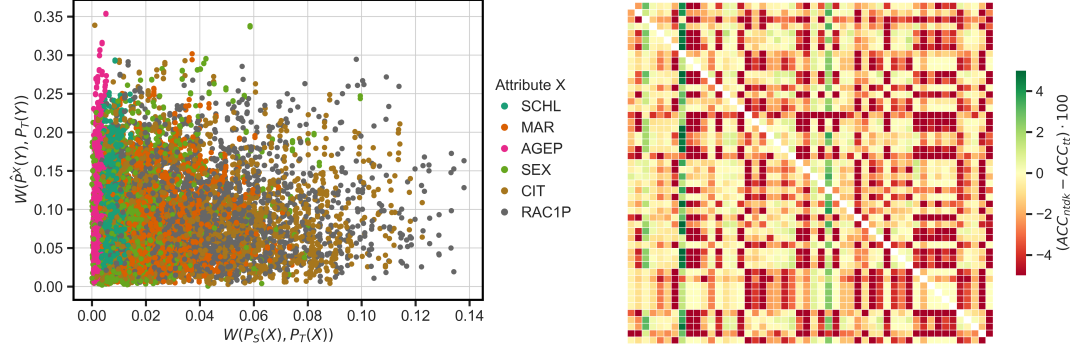


Fig. 1. The scatter-plot (left) relates the Wasserstein distances each attribute and source-target US state pair. The x-axis shows the distance of each attribute’s marginal distributions between source $P_S(X)$ and target domains $P_T(X)$, while the y-axis shows the distance between the target $P_T(Y)$ and the estimated given X , $\hat{P}^X(Y)$ class distribution. The heat-map (right) shows the difference in accuracy between the cases no target domain knowledge ACC_{ndk} and target-to-target baseline ACC_{tt} for each source-target US state pair. Both figures show a lack of an overall pattern across all states in *ACSPublicCoverage*. The dataset does not in general satisfy the covariate shift assumption (left).

the target domain. In this case we do in fact have labeled data for each state, however, we implement DADT without utilizing it. In Section 4.3 we utilize our access to the label data to test our assumption that DADTs are suitable for addressing covariate shift. Given the dataset design, we are able to utilize the distribution of the predictive attributes in the target domain as our source of outside knowledge, to adjust the information gain calculation. Unless otherwise stated, we consider the attributes: SCHL (educational attainment), MAR (marital status), AGE (age), SEX (male or female), CIT (citizenship status), RAC1P (race), with AGE being continuous and all other discrete. Data was accessed through the Python package Folktables⁶. We consider pairs of source and target datasets consisting of data from different US states, with a model trained in each of the fifty states being tested on every state, for a total of 2500 train / test pairs. The decision trees are all trained on 75% of source data D_S , and tested on 25% of the target data D_T . Stopping criteria include the following: a node must have at least 5% of the training data, and not all instances have the same class value (purity level set to 100%), the maximum tree depth is 8.

4.3 Results: On Model Performance

4.3.1 Accuracy Results. We now address RQ1 (Section 2). The scatter-plot Fig. 1 (left) relates the Wasserstein distances for each attribute and source-target pair. On the x-axis, there is the distance between the marginal attribute distributions, i.e., $W(P_S(X), P_T(X))$. On the y-axis, there is the distance between the target and estimated marginal class distribution, i.e., $W(\hat{P}^X(Y), P_T(Y))$ from (14). The distances between the marginal attribute distributions are rather small, with the exception of CIT and RAC1P. The distances between target and estimated class distributions are instead much larger, for all attributes. The plot shows that the *ACSIncome* dataset does not in general satisfy the covariate shift assumption (at least for marginal distributions), but rather the opposite: close attribute distributions and distant conditional class distributions. This fact will help us in exploring how much our approach relies on the covariate shift assumption. Below we report accuracy at varying levels of target domain knowledge (issue P1 Section 2), as defined in Section 3.2.

⁶<https://github.com/zykls/folktables>

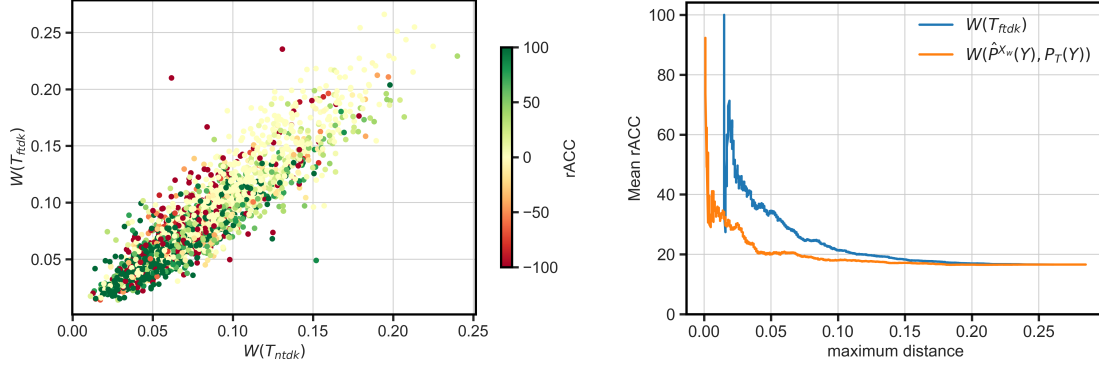


Fig. 2: The scatter-plot (left) shows the relative gain in accuracy $rACC$, with a greener dot indicating a greater gain derived from the full target domain knowledge ($ftdk$) relative to the no target domain knowledge ($ntdk$). The x- and y-axis, respectively, shows the covariate shift measured by the Wasserstein distance between the source-target domain pairs used for a decision tree grown in the $ntdk$, $W(T_{ntdk})$, and in the $ftdk$, $W(T_{ftdk})$, scenarios. It shows that a greater gain in accuracy from access to the full target domain knowledge is achieved when the covariate shift assumption is (strictly) met. The plot (right), similarly, shows how model performance (mean $rACC$) deteriorates as the covariate shift assumption is relaxed (shown by a larger Wasserstein distance).

Case 1: no target domain knowledge ($ntdk$) vs target-to-target baseline (tt). Let us consider the scenario of no target domain knowledge, i.e., training a decision tree on the source training data and testing it on the target test data. We compare the decision tree accuracy in this scenario (let us call ACC_{ntdk}) to the accuracy of training a decision tree on the target training data and testing on the target test data (ACC_{tt}), a.k.a., the target-to-target baseline. Recall that accuracy estimates on a test set (of the target domain) the probability that the classifier prediction \hat{Y} is correct w.r.t. the ground truth Y :

$$ACC = P_T(\hat{Y} = Y)$$

The heat-map plot Fig. 1 (right) shows for each source-target pair of states the difference in accuracy ($ACC_{ntdk} - ACC_{tt}$) $\cdot 100$ between the target-to-target baseline and the no target domain knowledge scenario. In most of the cases the difference is negative, meaning that there is an accuracy loss in the no target domain knowledge scenario.

Case 2: full target domain knowledge ($ftdk$) vs No target domain knowledge ($ntdk$). The decision tree in this scenario is grown on the source (training) data but probabilities are estimated by full target domain knowledge using (8), and (9) with X_w minimizing (13). In the experiments, $\hat{P}_T(X = t|\varphi)$ and $\hat{P}_T(X \leq t|\varphi)$ are calculated from the target training data, for each X , t , and φ .

Let us compare the accuracy of the decision tree grown using full target domain knowledge (let us call it ACC_{ftdk}) to the one with no target domain knowledge (ACC_{ntdk}). In 48% of the source-target pairs, the accuracy of the full target domain knowledge scenario is better than the one of the no target domain knowledge scenario ($ACC_{ftdk} > ACC_{ntdk}$), and in 26% of the pairs they are equal ($ACC_{ftdk} = ACC_{ntdk}$). This gross comparison needs to be investigated more in depth. Let us define the relative gain in accuracy as:

$$rACC = \frac{ACC_{ftdk} - \min(ACC_{ntdk}, ACC_{tt})}{|ACC_{tt} - ACC_{ntdk}|} \cdot 100$$

where ACC_{tt} is the accuracy in the target-to-target baseline. The relative gain quantifies how much of the loss in accuracy in the no target domain knowledge scenario has been recovered in the full target domain knowledge scenario.

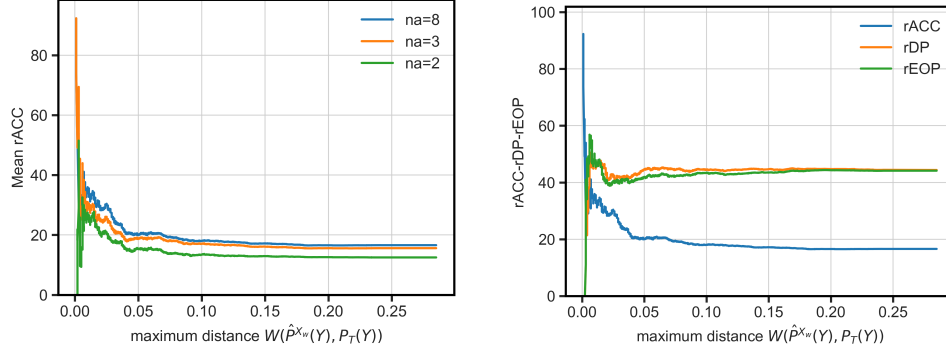


Fig. 3. The plot on the left shows results of DADT, across all state pairs, with partial target domain knowledge; we show the mean $rACC$ for pairs with maximum distance $W(\hat{P}^{X_w}(Y), P_T(Y))$ for the cases of having knowledge of $na = 8$ attributes (i.e., *ftdk*), $na = 3$, and $na = 2$. The plot on the right shows the change in relative demographic parity, relative equalized odds and accuracy over increasing $W(\hat{P}^{X_w}(Y), P_T(Y))$.

The definition quantifies the recovered loss in accuracy also in the case that $ACC_{ntdk} > ACC_{tt}$, which may occur by chance. Moreover, to prevent outliers due to very small denominators, we cap $rACC$ to the -100 and $+100$ boundaries. The mean value of $rACC$ over all source-target pairs is 16.6, i.e., on average our approach recover 16.6% of the loss in accuracy. However, there is a large variability, which we examine further in the next section.

Case 3: partial target domain knowledge. We reason on partial target domain knowledge under the assumption that we only know an estimate of the distribution of some subsets of X 's but not of the full joint probability distribution $P_T(X)$. We experiment assuming to know $\hat{P}_T(X')$ for $X' \subseteq X$, only if $|X'| \leq 2$ (resp., $|X'| \leq 3$). Equivalently, we assume to know $\hat{P}(X = x|\varphi')$ only if φ' contains at most one (resp., two) variables. Formulas (9)–(10) mix such a form of target domain knowledge with the estimates on the source: for $\hat{P}(X = x|\varphi)$, we compute φ' as the subset of split conditions in φ regarding at most the first (resp., the first two) attributes in φ – namely, the attributes used in the split condition at the root (resp., at the first two levels) of the decision tree, which are the most critical ones. The weight α in (9)–(10) is set dynamically as the proportion of attributes in φ which are not in φ' . This value is 0 when φ tests on at most one variable (resp., two variables), and greater than 0 otherwise. We consider the proportion of attributes and not of the number of split conditions, since continuous attributes may be used in more than one split along a decision tree path.

4.3.2 Covariate Shift and Accuracy. We test whether the difference in model performance is due to the fact that different pairs match or do not match the covariate shift assumption. In order to quantify the covariate shift (issue P2), we define specifically for a decision tree T :

$$W(T) = \sum_{\varphi \text{ path of a leaf of } T} W(\hat{P}_T(Y|\varphi), P_T(Y|\varphi)) \cdot P_T(\varphi) \quad (15)$$

as the average Wasserstein distance between the estimated (through (13)) and target domain class distributions at leaves of the decision tree, weighted by the leaf probability in the target domain. Notice that, since P_T is unknown, we estimate the probabilities in the above formula on the test set of the target domain. We write $W(T_{ntdk})$ and $W(T_{ftdk})$ respectively for denoting the amount of covariate shift for the decision tree grown in the no target domain knowledge

and with full target domain knowledge scenarios. The scatter plot Fig. 2 (left) shows the relative accuracy (in color) at the variation of $W(T_{ntdk})$ and $W(T_{fjdk})$ ⁷. We make the following qualitative observations:

- when $W(T_{fjdk})$ is small, say smaller than 0.05, i.e., when the covariate shift assumption holds, the relative accuracy is high, i.e., using target domain knowledge allows for recovering the accuracy loss;
- when $W(T_{fjdk})$ is larger, and, in particular, larger than $W(T_{ntdk})$, then the gain is modest or even negative.

Let us consider now how to determine quantitatively on which pairs there is a large relative accuracy. Fig. 2 (right) reports the mean $rACC$ for source-target pairs sorted by two different distances. Ordering by $W(T_{fjdk})$ allows to identify more source-target pairs for which our approach works the best than ordering by the marginal distance between $P_T(Y)$ and its estimate $\hat{P}^{X_w}(Y)$ using the attribute X_w from (14). However:

- $W(T_{fjdk})$ requires target domain knowledge $P_T(Y|\varphi)$ for each leaf in T_{fjdk} , which is impractical to obtain.
- $W(\hat{P}^{X_w}(Y), P_T(Y))$ is easier to calculate/estimate, as it regards only the marginal distribution $P_T(Y)$. The exact knowledge of which attribute is X_w is not required, as, by definition of X_w , using any other attribute instead of X_w provides an upper bound to $W(\hat{P}^{X_w}(Y), P_T(Y))$.

In summary, Fig. 2 (right) shows that DADT is able to recover a good proportion of loss in accuracy, and it provides a general guidance for selecting under how much the covariate shift assumption can be relaxed. Finally, Fig. 3 (left) contrasts the $rACC$ metric of the full target domain knowledge scenario to the two cases of the partial target domain knowledge scenario when we have knowledge of only pairs or triples of variables. There is, naturally, a degradation in the recovery of accuracy loss in latter scenarios, e.g., for a distance of 0.03 we have the mean $rACC$ equal to 25.3% for full target domain knowledge, to 21.6% when using triples, and to 17.5% when using pairs of variables⁸. Even with cross-tables, we can achieve a moderate recovery of the loss in accuracy.

4.3.3 Fairness Results. Similarly, in Fig. 3 (right) we observe likewise results for DADT concerning the fairness metrics of demographic parity (DP) and equal opportunity (EOP). The implementation of DADT across its cases of none, partial, and full target domain knowledge shows how fairness recovers in the target domain under a covariate shift even better than accuracy. Due to lack of space, we explore the fairness implications of DADT in Appendix B.

5 RELATED WORK

Domain adaptation (DA) studies how to achieve a robust model when the training (source domain) and test (target domain) data do not follow the same distribution [23]. Here, we focused on the covariate shift type, which occurs when the attribute space \mathbf{X} is distributed differently across domains [17, 22, 34]. To the best of our knowledge, DADT is the first framework to address domain DA as an in-processing problem specific to decision tree classifiers.

Previous work on adjusting entropy estimation has been conducted largely outside of machine learning, as well as in the context of information gain (IG) in decision trees. Here, too, DADT is the first work to look at entropy estimation under DA. [11] proposes a general form for a weighted entropy equation for adjusting the likelihood of the information being estimated. Other works study the estimation properties behind using frequency counts for estimating the entropy [1, 19, 20, 27]. In relation to decision trees, [29] proposes a weighted IG based on the the risk of the portfolio of financial products that the decision tree is trying to predict. Similarly, [35, 36] re-weight IG with the fairness metric of statistical

⁷ $W(T_{ntdk})$ and $W(T_{fjdk})$ appear to be correlated. While they are specific of their respective decision trees, they both depend on the distribution shift between the source and target domain.

⁸The extension of $rACC$ to partial target domain knowledge is immediate by replacing ACC_{fjdk} in its definition with the accuracy ACC_{ptdk} of the decision tree grown by using partial target domain knowledge.

parity. [32] adjust the IG calculation with a gain ratio calculation for the purpose of correcting a bias of against attributes that represent higher levels of abstraction in an ontology.

Recent work has started to examine the relationship between DA and fairness. [18] show that domain adaptation techniques can enforce individual fairness notions. [15] show that enforcing risk-based fairness minimization notions can have an ambiguous effect under covariate shift for the target population, arguing that practitioners should check on a per-context basis whether fairness is improved or harmed. This is line with the findings of [6] who test both standard and fairness adjusted gradient boosting machines across numerous shifted domains and find that both accuracy and fairness metric measures are highly variable across target domains. These works call for further work to understand the impact of domain drifts and shifts.

6 DISCUSSION, CONCLUSIONS, LIMITATIONS AND OUTLOOK

In answer to RQ1, we see that DADT result in both increased accuracy and better performance on fairness metrics over our baseline standard decision tree trained in D_S and tested in D_T . Looking closer at our experimental results, we see that improvements are best when the covariate shift assumption holds in at least a relaxed form (P2). We also see this increase when we only have partial domain knowledge (P1), though a greater amount of domain knowledge, as we define it, results in greater improvements in those metrics. Interestingly, our intervention does not have worse performance over a standard decision tree even when the covariate shift assumption does not hold. Back to the example inspired by the experimental setting, we have demonstrated that DADTs are an effective method for using existing information about a target state. We can also think back to our retail example, wherein we identified a potential feedback loop leading to a lack of stock in women’s football shoes. We propose that DADTs are a method for intervening on this feedback loop; if the store identified a pool of potential customers (such as the population living near the store), which had a higher rate of women than their existing customer base, DADT provides an accessible, interpretable, and performative classification model which can incorporate this additional information. In future work, different definitions of outside information should be explored as the outside information may not have the same structure as the source and target datasets.

While we see that the benefits are clear, we want to be clear about the limitations of our method. Firstly, we show that this is most effective when the covariate shift assumption holds. We consider it a strength of our work that we specify and test this assumption and encourage future work on domain adaptation methods to similarly specify the conditions under which a method is suitable to be used. Secondly, we emphatically acknowledge that DADTs are not intended as a replacement for collecting updated and improved datasets. However, this is a low cost improvement that can be made over blindly applying to a new or changing context. Additionally, there are cases labelled data just doesn’t exist yet. We recall the supermarket example from the introduction, where continued use of a model trained on customer data may produce a feedback loop wherein the changed potential customer base goes undetected as marketing decisions are never made with them in mind. Finally, DADTs are not a complete solution for achieving or ensuring fair algorithmic decision making, rather they are a easy to use method for improving accuracy, and fairness metric performance in the commonly occurring case of distribution shift between source and target data.

ACKNOWLEDGMENTS

This work has received funding from the European Union’s Horizon 2020 research and innovation program under Marie Skłodowska-Curie Actions (grant agreement number 860630) for the project "NoBIAS - Artificial Intelligence

without Bias". This work reflects only the authors' views and the European Research Executive Agency (REA) is not responsible for any use that may be made of the information it contains.

REFERENCES

- [1] Evan Archer, Il Memming Park, and Jonathan W. Pillow. 2014. Bayesian entropy estimation for countable discrete distributions. *J. Mach. Learn. Res.* 15, 1 (2014), 2833–2868. <http://dl.acm.org/citation.cfm?id=2697056>
- [2] Solon Barocas, Moritz Hardt, and Arvind Narayanan. 2019. *Fairness and Machine Learning*. fairmlbook.org. <http://www.fairmlbook.org>.
- [3] Joy Buolamwini and Timnit Gebru. 2018. Gender Shades: Intersectional Accuracy Disparities in Commercial Gender Classification. In *Proceedings of the 1st Conference on Fairness, Accountability and Transparency*. PMLR, 77–91.
- [4] Thomas M Cover. 1999. *Elements of Information Theory*. John Wiley & Sons.
- [5] Catherine D'Ignazio and Lauren F. Klein. 2020. *Data Feminism*. The MIT Press, Cambridge, Massachusetts.
- [6] Frances Ding, Moritz Hardt, John Miller, and Ludwig Schmidt. 2021. Retiring Adult: New Datasets for Fair Machine Learning. In *Advances in Neural Information Processing Systems*, Vol. 34. Curran Associates, Inc., 6478–6490.
- [7] Sanghamitra Dutta, Dennis Wei, Hazar Yueksel, Pin-Yu Chen, Sijia Liu, and Kush R. Varshney. 2020. Is There a Trade-Off Between Fairness and Accuracy? A Perspective Using Mismatched Hypothesis Testing. In *ICML (Proceedings of Machine Learning Research, Vol. 119)*. PMLR, 2803–2813.
- [8] European Commission. 2021. Proposal for a Regulation of the European Parliament and of the Council Laying Down Harmonised Rules on Artificial Intelligence (Artificial Intelligence Act) and Amending Certain Union Legislative Acts. <https://eur-lex.europa.eu/legal-content/EN/TXT/?uri=celex%3A52021PC0206>, accessed on January 2nd, 2023.
- [9] Igor Goldenberg and Geoffrey I. Webb. 2019. Survey of distance measures for quantifying concept drift and shift in numeric data. *Knowl. Inf. Syst.* 60, 2 (2019), 591–615.
- [10] Leo Grinsztajn, Edouard Oyallon, and Gael Varoquaux. 2022. Why do tree-based models still outperform deep learning on typical tabular data?. In *Thirty-sixth Conference on Neural Information Processing Systems Datasets and Benchmarks Track*.
- [11] Silviu Guiasu. 1971. Weighted Entropy. *Reports on Mathematical Physics* 2, 3 (1971).
- [12] Moritz Hardt, Eric Price, and Nati Srebro. 2016. Equality of Opportunity in Supervised Learning. In *NIPS*. 3315–3323.
- [13] Trevor Hastie, Robert Tibshirani, Jerome H Friedman, and Jerome H Friedman. 2009. *The elements of statistical learning: data mining, inference, and prediction*. Vol. 2. Springer.
- [14] Annie Liang, Jay Lu, and Xiaosheng Mu. 2022. Algorithmic Design: Fairness Versus Accuracy. In *EC. ACM*, 58–59.
- [15] Subha Maity, Debarghya Mukherjee, Mikhail Yurochkin, and Yuekai Sun. 2021. Does enforcing fairness mitigate biases caused by subpopulation shift?. In *NeurIPS*. 25773–25784.
- [16] Tomasz Maszczyk and Włodzisław Duch. 2008. Comparison of Shannon, Renyi and Tsallis Entropy Used in Decision Trees. In *Artificial Intelligence and Soft Computing - ICAISC 2008, 9th International Conference, Zakopane, Poland, June 22-26, 2008, Proceedings (Lecture Notes in Computer Science, Vol. 5097)*, Leszek Rutkowski, Ryszard Tadeusiewicz, Lotfi A. Zadeh, and Jacek M. Zurada (Eds.). Springer, 643–651. https://doi.org/10.1007/978-3-540-69731-2_62
- [17] Jose G. Moreno-Torres, Troy Raeder, Rocío Alaíz-Rodríguez, Nitesh V. Chawla, and Francisco Herrera. 2012. A unifying view on dataset shift in classification. *Pattern Recognit.* 45, 1 (2012), 521–530.
- [18] Debarghya Mukherjee, Felix Petersen, Mikhail Yurochkin, and Yuekai Sun. 2022. Domain Adaptation Meets Individual Fairness. And They Get Along. arXiv:2205.00504 [cs, stat]
- [19] Ilya Nemenman, F. Shafee, and William Bialek. 2001. Entropy and Inference, Revisited. In *Advances in Neural Information Processing Systems 14 [Neural Information Processing Systems: Natural and Synthetic, NIPS 2001, December 3-8, 2001, Vancouver, British Columbia, Canada]*, Thomas G. Dietterich, Suzanna Becker, and Zoubin Ghahramani (Eds.). MIT Press, 471–478. <https://proceedings.neurips.cc/paper/2001/hash/d46e1fc4c07ce4a69ee07e4134bcef1-Abstract.html>
- [20] Sebastian Nowozin. 2012. Improved Information Gain Estimates for Decision Tree Induction. In *Proceedings of the 29th International Conference on Machine Learning, ICML 2012, Edinburgh, Scotland, UK, June 26 - July 1, 2012*. icml.cc / Omnipress. <http://icml.cc/2012/papers/177.pdf>
- [21] Vipin Kumar Pang-Ning Tan, Michael Steinbach. 2006. *Introduction to Data Mining*. Addison Wesley.
- [22] Joaquin Quiñero-Candela, Masashi Sugiyama, Neil D Lawrence, and Anton Schwaighofer. 2009. *Dataset shift in machine learning*.
- [23] Ievgen Redko, Emilie Morvant, Amaury Habrard, Marc Sebban, and Younès Bennani. 2020. A survey on domain adaptation theory. *CoRR* abs/2004.11829 (2020).
- [24] Ievgen Redko, Emilie Morvant, Amaury Habrard, Marc Sebban, and Younès Bennani. 2020. A Survey on Domain Adaptation Theory: Learning Bounds and Theoretical Guarantees. arXiv:2004.11829
- [25] Cynthia Rudin. 2016. A renaissance for decision tree learning. <https://www.youtube.com/watch?v=bY7WER6lcuY>. Keynote at PAPIs 2016..
- [26] Cynthia Rudin. 2019. Stop explaining black box machine learning models for high stakes decisions and use interpretable models instead. *Nat. Mach. Intell.* 1, 5 (2019), 206–215.
- [27] Thomas Schürmann. 2004. Bias analysis in entropy estimation. *Journal of Physics A: Mathematical and General* 37, 27 (jun 2004), L295–L301. <https://doi.org/10.1088/0305-4470/37/27/l02>

- [28] Edward H Simpson. 1951. The interpretation of interaction in contingency tables. *Journal of the Royal Statistical Society: Series B (Methodological)* 13, 2 (1951), 238–241.
- [29] Gonen Singer, Roei Anuar, and Irad Ben-Gal. 2020. A weighted information-gain measure for ordinal classification trees. *Expert Syst. Appl.* 152 (2020), 113375. <https://doi.org/10.1016/j.eswa.2020.113375>
- [30] Harini Suresh and John Gutttag. 2021. A Framework for Understanding Sources of Harm throughout the Machine Learning Life Cycle. In *Equity and Access in Algorithms, Mechanisms, and Optimization*. ACM, – NY USA, 1–9. <https://doi.org/10.1145/3465416.3483305>
- [31] Ana Valdivia, Javier Sánchez-Monedero, and Jorge Casillas. 2021. How fair can we go in machine learning? Assessing the boundaries of accuracy and fairness. *Int. J. Intell. Syst.* 36, 4 (2021), 1619–1643.
- [32] João Vieira and Cláudia Antunes. 2014. Decision Tree Learner in the Presence of Domain Knowledge. In *CSWS (Communications in Computer and Information Science, Vol. 480)*. Springer, 42–55.
- [33] White House. 2022. Blueprint for an AI Bill of Rights. <https://www.whitehouse.gov/ostp/ai-bill-of-rights/>. Accessed on January 2nd, 2023.
- [34] Kun Zhang, Bernhard Schölkopf, Krikamol Muandet, and Zhikun Wang. 2013. Domain Adaptation under Target and Conditional Shift. In *ICML (3) (JMLR Workshop and Conference Proceedings, Vol. 28)*. JMLR.org, 819–827.
- [35] Wenbin Zhang and Albert Bifet. 2020. FEAT: A Fairness-Enhancing and Concept-Adapting Decision Tree Classifier. In *DS (Lecture Notes in Computer Science, Vol. 12323)*. Springer, 175–189.
- [36] Wenbin Zhang and Eirini Ntoutsi. 2019. FAHT: An Adaptive Fairness-aware Decision Tree Classifier. In *IJCAI*. ijcai.org, 1480–1486.

A SUPPLEMENTARY THEORETICAL DISCUSSION

Recall the equality (11), which is central to covariate shift. Under a decision tree learning setting, it does not necessarily imply $P_T(Y = y|\varphi) = P_S(Y = y|\varphi)$ for a current path φ . Consider the example below:

Example A.1. Let $\mathbf{X} = X_1, X_2$ and Y be binary variables, and φ be $X_1 = 0$. Since $P(X_1, X_2, Y) = P(Y|X_1, X_2) \cdot P(X_1, X_2)$, the full distribution can be specified by stating $P(Y|X_1, X_2)$ and $P(X_1, X_2)$. Let us consider any distribution such that:

$$P_S(X_1, X_2) = P_S(X_1) \cdot P_S(X_2) \quad P_T(X_1 = X_2) = 1 \quad Y = I_{X_1=X_2}$$

i.e., X_1 and X_2 are independent in the source domain, while they are almost surely equal in the target domain. Notice that $Y = I_{X_1=X_2}$ readily implies that $P_S(Y|X_1, X_2) = P_T(Y|X_1, X_2)$, i.e., the covariate shift condition (11) holds. Using the multiplication rule of probabilities, we calculate:

$$\begin{aligned} P_S(Y|\varphi) &= P_S(Y|X_1 = 0) = P_S(Y|X_1 = 0, X_2 = 0) \cdot P_S(X_2 = 0|X_1 = 0) + P_S(Y|X_1 = 0, X_2 = 1) \cdot P_S(X_2 = 1|X_1 = 0) = \\ &= P_S(Y|X_1 = 0, X_2 = 0) \cdot P_S(X_2 = 0) + P_S(Y|X_1 = 0, X_2 = 1) \cdot P_S(X_2 = 1) \end{aligned}$$

where we exploited the independence of X_1 and X_2 in the source domain, and

$$\begin{aligned} P_T(Y|\varphi) &= P_T(Y|X_1 = 0) = P_T(Y|X_1 = 0, X_2 = 0) \cdot P_T(X_2 = 0|X_1 = 0) + P_T(Y|X_1 = 0, X_2 = 1) \cdot P_T(X_2 = 1|X_1 = 0) = \\ &= P_T(Y|X_1 = 0, X_2 = 0) \end{aligned}$$

where we exploited the equality of X_1 and X_2 in the target domain. $P_S(Y|\varphi)$ and $P_T(Y|\varphi)$ are readily different when setting $X_1, X_2 \sim \text{Ber}(0.5)$ because $P_S(Y = 1|\varphi) = 1 \cdot 0.5 + 0 \cdot 0.5 \neq 1 = P_T(Y = 1|\varphi)$.

B RESULTS: IMPACTS ON FAIRNESS

We now address experiments on RQ2 (Section 2). Other quality metrics beyond accuracy can degrade in presence of covariate shift. There is a risk that certain demographic groups are more impacted by drops in accuracy than others. This can occur even if overall minimal accuracy drop is seen. In order to test the impact of DADT on specific groups, and answer RQ2, we utilize two *fairness metrics* commonly used in fair machine learning literature, *demographic parity* and *equal opportunity*. We consider here the fairness metrics in reference to the protected attribute SEX. *Demographic parity* (DP) quantifies the disparity between predicted positive rate for men and women:

$$DP = |P(\hat{Y} = 1|\text{SEX}=\text{women}) - P(\hat{Y} = 1|\text{SEX}=\text{men})|$$

The lower the DP the better is the fairness performance. We consider this metric in the context of our women’s football shoes example, where one measure of whether a model is addressing our identified feedback loop is whether the positive rate for the question of “will buy football shoes” moves towards parity for men and women. *Equal opportunity* (EOP) quantifies the disparity between true positive rate for men and women:

$$EOP = |P(\hat{Y} = y|\text{SEX}=\text{women}, Y = 1) - P(\hat{Y} = y|\text{SEX}=\text{men}, Y = 1)|$$

We consider this metric in the context of the example of the public administrator who is identifying people who do not receive benefits to which they are entitled. Here, our concern is that the model is equally performant for all groups as prescribed by SEX.

Fairness-aware classifiers control for these metrics. We use here a classifier-agnostic post-processing method, described in Section 2.5 that specializes the decision threshold for each protected group [12]. The correction is applied

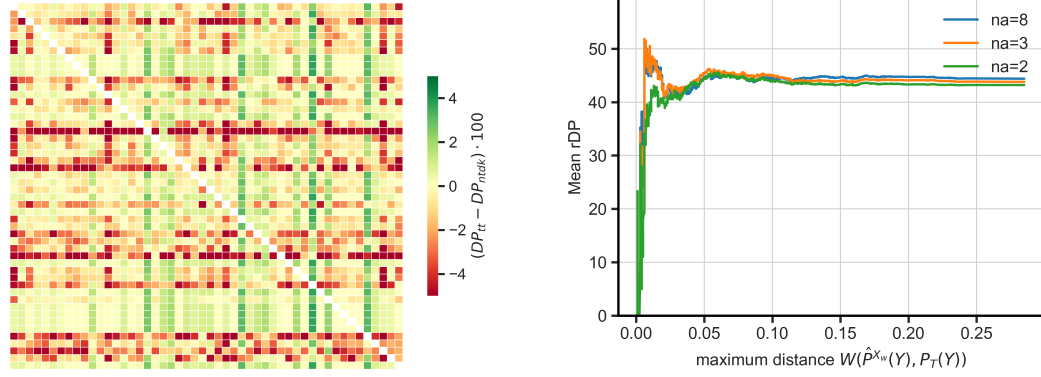


Fig. 4. Left: difference in DP between the cases target-to-target baseline DP_{tt} and no target domain knowledge DP_{ntdk} for each source-target US state pair. Right: mean rDP for the cases of having knowledge of $na = 8$ attributes (i.e., $ftdk$), $na = 3$, and $na = 2$, over increasing $W(\hat{P}^{X_w}(Y), P_T(Y))$.

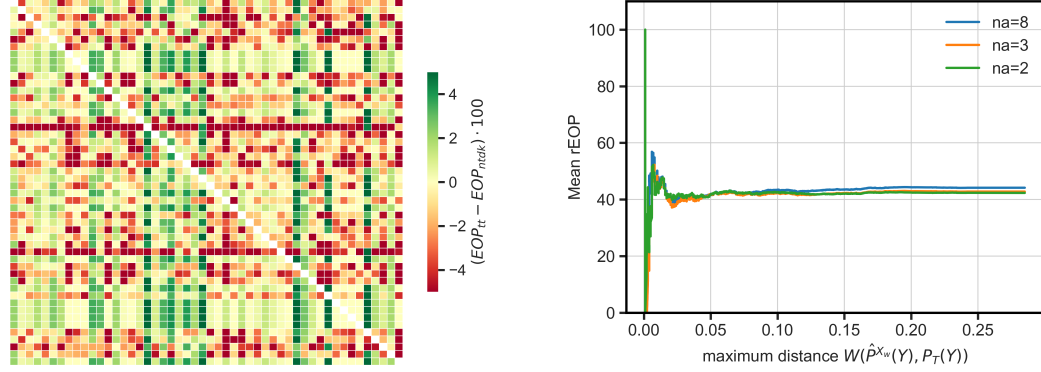


Fig. 5. Left: difference in EOP between the cases target-to-target baseline EOP_{tt} and no target domain knowledge EOP_{ntdk} for each source-target US state pair. Right: mean $rEOP$ for the cases of having knowledge of $na = 8$ attributes (i.e., $ftdk$), $na = 3$, and $na = 2$, over increasing $W(\hat{P}^{X_w}(Y), P_T(Y))$.

after the decision tree is trained. Fig. 4 (left) confirms a degradation of the DP metric from the target-to-target scenario to the no target domain knowledge scenario. Fig. 5 (left) shows a less marked degradation for the EOP metric.

We mimic the reasoning done for the accuracy metric in Section 4.3.1, and introduce the relative gain in demographic parity (rDP) and the relative gain in equal opportunity ($rEOP$):

$$rDP = \frac{\max(DP_{ntdk}, DP_{tt}) - DP_{ftdk}}{|DP_{tt} - DP_{ntdk}|} \cdot 100 \quad rEOP = \frac{\max(EOP_{ntdk}, EOP_{tt}) - EOP_{ftdk}}{|EOP_{tt} - EOP_{ntdk}|} \cdot 100$$

Since DP and EOP improve when they become smaller, the definitions of relative gain are symmetric if compared to the one of $rACC$.

We have already mentioned in Section 4.3.3 that Fig. 3 (right) substantiates also for rDP and $rEOP$ the conclusions for $rACC$. The distance $W(\hat{P}^{X_w}(Y), P_T(Y))$ turns out to provide a guidance on when DADT works the best. For DP and EOP, however, for large values of such distance, we do not observe a degradation as in the case of ACC. In other words,

when the assumption of covariate shift is strictly met, DADT works the best, but when it is not, the recovery of the DP and EOP does not degrade.

Finally, Fig. 4 (right) confirms the degradation of the DADT performances in the case of partial target domain knowledge. E.g., for a distance of 0.03 we have the mean rDP equal to 41.8% for full target domain knowledge, 42.2% when using triples, and 40.8% when using pairs of variables. This is much less marked for $rEOP$, for which DADT performs very well also with knowledge of pairs of variables, as shown in Fig. 5 (right).