

DeepSeq: Deep Sequential Circuit Learning

Sadaf Khan, Zhengyuan Shi, Min Li, Qiang Xu

The Chinese University of Hong Kong

{skhan, zyshi21, mli, qxu}@cse.cuhk.edu.hk

Abstract—Circuit representation learning is a promising research direction in the electronic design automation (EDA) field. With sufficient data for pre-training, the learned general yet effective representation can help to solve multiple downstream EDA tasks by fine-tuning it on a small set of task-related data. However, existing solutions only target combinational circuits, significantly limiting their applications. In this work, we propose *DeepSeq*, a novel representation learning framework for sequential netlists. Specifically, we introduce a dedicated graph neural network (GNN) with a customized propagation scheme to exploit the temporal correlations between gates in sequential circuits. To ensure effective learning, we propose to use a multi-task training objective with two sets of strongly related supervision: logic probability and transition probability at each node. A novel *dual attention* aggregation mechanism is introduced to facilitate learning both tasks efficiently. Experimental results on various benchmark circuits show that *DeepSeq* outperforms other GNN models for sequential circuit learning. We evaluate the generalization capability of *DeepSeq* on a downstream *power estimation* task. After fine-tuning, *DeepSeq* can accurately estimate power across various circuits under different workloads.

Index Terms—Representation Learning, Sequential Circuits, GNNs

I. INTRODUCTION

With the breakthroughs in deep learning (DL) in the past decade, its application in the electronic design automation (EDA) field has become a hot research topic [1]. Many DL-based techniques are proposed to improve circuit design and test solutions, and they fall into two categories.

The first class of solutions targets different EDA problems independently and solves them from scratch [2]–[4]. Specifically, these solutions either learn a policy to replace the empirical decision-making choices in traditional heuristics [3] or model the circuit directly for performance prediction and/or optimization [2], [4]. Despite showing promising results, these solutions require careful model design and tuning for every problem from scratch.

The second class of solutions is motivated by the transfer learning paradigm in DL where a pre-trained model is employed to solve multiple downstream tasks [5]. First, a generic representation of circuit netlists is learned. Next, the model is fine-tuned with a small amount of task-specific data for various downstream EDA tasks [6], [7]. For example, [6] learns a generic gate-level representation of combinational circuits, and it is later used in [8] to solve the test point insertion (TPI) task. This class of solutions is more appealing than the previous one since the learned representations are capable of dealing with a vast set of EDA problems with limited effort in fine-tuning, instead of solving each problem from scratch.

However, existing works in circuit representation learning are only applicable for combinational circuits. Due to the presence of memory elements (e.g., flip-flops – FFs) in sequential netlists, the circuit behavior is reflected as state transitions at each clock cycle. Consequently, it is essential to capture such behavior by learning effective embeddings on the memory elements, which is an important yet challenging problem to resolve.

To this end, we propose *DeepSeq*, a novel representation learning framework based on graph neural networks (GNNs) for sequential netlists. For the combinational components of the sequential netlists,

we follow the DeepGate framework [6] and convert them into an optimized and-inverter graph (AIG) format. Consequently, the transformed sequential circuits contain only 2-input AND gates, inverters, and FFs, which are represented as directed acyclic graphs (DAGs) with four type of nodes (primary inputs are treated as a special type of nodes). DeepSeq employs a novel DAG-GNN architecture equipped with a customized propagation scheme and a dedicated aggregation mechanism named *Dual Attention* to effectively learn the temporal correlations between gates and FFs in the sequential netlists.

Moreover, to effectively learn sequential circuit behavior, we introduce a multi-task [9] training objective. Specifically, we use two sets of strongly related supervision: state transition probabilities and logic probabilities (the probability of logic being 1) on each node. Such a joint supervision scheme helps to direct DeepSeq towards learning informative representations that reflect the true logical behavior of the underlying sequential netlist. In this way, we effectively encode the computational and structural information of sequential circuits into the embeddings of logic gates and FFs.

DeepSeq has the potential to facilitate many downstream EDA tasks in sequential circuit design and analysis. In this work, we evaluate it on the *power estimation* task. Experimental results show that we can accurately estimate the dynamic power across different designs under diverse set of workloads.

We summarize the contributions of our work as follows:

- To the best of our knowledge, this is the first work to learn a generic representation of sequential circuits. We propose a novel DAG-GNN architecture to effectively model the working mechanism of sequential circuits.
- We design a multi-task learning objective with two sets of related supervision: i) transition probabilities and ii) logic probabilities, which facilitate to capture the behavior of sequential netlists.
- We propose a dedicated aggregator function, i.e., *dual attention* that mimics the logic computation and transition probabilities calculation in sequential circuits.
- We demonstrate the efficacy and generalization capability of pre-trained DeepSeq on a downstream power estimation task, and it is almost faithful to the results from simulation based power estimation.

We organize the remainder of this paper as follows. We review related works in Section II. Section III introduces the DeepSeq framework, while in Section IV, we present the experimental results of transition and logic probabilities prediction. In Section V, we show the results on the downstream power estimation task. Finally, Section VI concludes this paper.

II. RELATED WORK

A. Graph Neural Networks

In recent years, graph neural networks (GNNs) [10], [11] have emerged as the de-facto standard for processing irregular structured data. They propagate the node features by exchanging the information with neighbor nodes and learn the representations/hidden states of

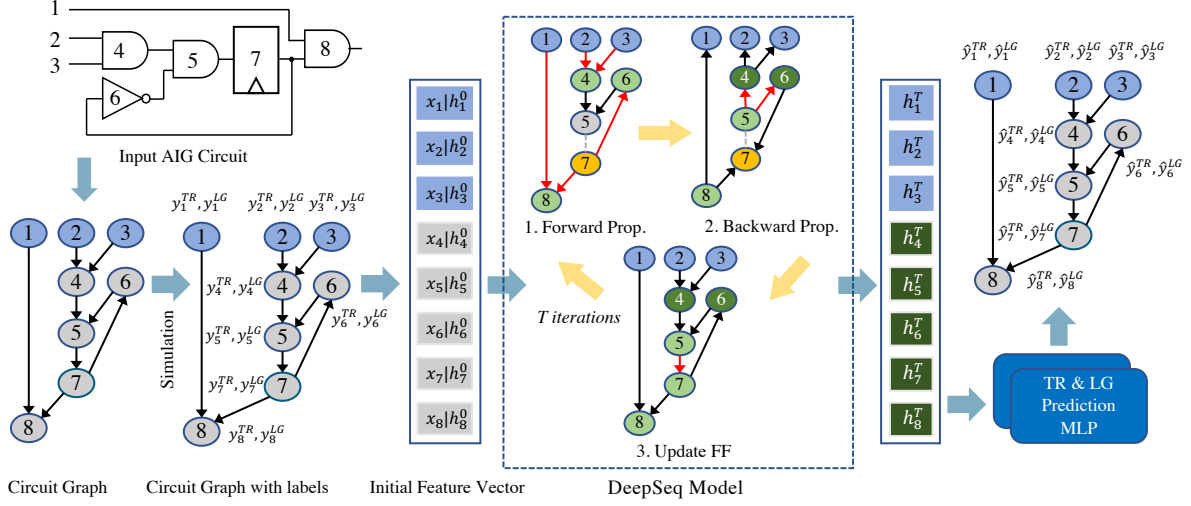


Fig. 1. The overview of DeepSeq framework for sequential circuit representation learning.

nodes. Given a graph \mathcal{G} , and a L layer GNN model, message passing at every layer l is given by:

$$\mathbf{h}_v^\ell = \text{Combine}^\ell(\mathbf{h}_v^{\ell-1}, \text{Aggregate}^\ell(\{\mathbf{h}_u^{\ell-1} | u \in \mathcal{N}(v)\})), \ell = 1, \dots, L \quad (1)$$

$$\mathbf{h}_\mathcal{G} = \text{Readout}(\{\mathbf{h}_v^L, v \in \mathcal{V}\}) \quad (2)$$

where $\mathcal{N}(v)$ is the set of neighboring nodes of node v . The function Aggregate^ℓ aggregates messages from neighboring nodes $\mathcal{N}(v)$ during message passing. Different solutions have been proposed to instantiate the Aggregate^ℓ function, such as convolution sum [10], and attention [12], thus generating different flavors of GNNs. Combine^ℓ computes an updated hidden state of node v after aggregation. Finally, the function Readout^ℓ collects the states of all nodes \mathcal{V} and computes the neural representation of whole graph.

Directed Acyclic Graph (DAG) is an important type of graph, commonly used in many domains such as communication system and decentralized finance. Recently, [13], [14] propose DAG-GNN designs, which follow the topological order of nodes for feature propagation and perform Aggregate^ℓ operation on the set of predecessors nodes only. Furthermore, an L -layer DAG-GNN model can be applied for T times in a recursive manner to stabilize the final representations [15]. In this work, we refer to the recursive variant of the DAG-GNN model as DAG-RecGNN, while the non-recursive DAG-GNN model as DAG-ConvGNN.

B. Representation Learning in EDA

Existing representation learning solutions for gate-level netlists in EDA target combinational circuits only [6], [7]. For example, DeepGate [6] models the combinational netlists as directed graphs and exploits unique inductive biases in circuits with a dedicated attention-based aggregation function, and *skip connections* for reconvergence fan-out structures. DeepTPI [8] shows that using DeepGate as the pre-trained model helps to solve a node-level classification task, i.e., *Test Point Insertion* efficiently.

[7] proposes a contrastive learning based *functionality graph neural network* (FGNN) that encodes the functionality of a combinational netlist as graph level vector and demonstrates its potential on netlist classification and sub-netlist identification tasks.

C. DL based Power Estimation

Existing DL-based power estimation solutions use an end-to-end learning flow. Grannite [16] proposes a DAG-GNN based power estimation solution for gate-level netlist based on register transfer

level (RTL) simulations. Register states and unit inputs from RTL simulations are used as node features. They predict the average toggle rates for combinational gates.

PowerGear [17] conducts the power estimations using GNN for FPGA high-level synthesis (HLS). They propose a graph construction flow to convert HLS design into graph-structured data and use an edge-centric GNN model which replicates the formulation of dynamic power to predict the power estimates. Primal [4] is a convolutional neural network (CNN) based power estimation solution for ASIC designs using RTL simulation traces. It provides cycle-by-cycle power inference for different workloads.

These solutions particularly focus on the power estimation task and are not transferable to related problems. Besides, they require heavy feature engineering (e.g., multiple nodes and edge features are used in [16]). However, our work focuses on learning a generic representation for sequential netlist that is useful for multiple tasks, such as power estimation and latency analysis, based on gate type as the only node feature.

III. METHODOLOGY

Fig. 1 shows the overview of DeepSeq model. To prepare the sequential circuit dataset, we extract sub-circuits of sizes in range 150 to 300 nodes from open source benchmarks [18]–[20]. The use of small sub-circuits helps to accelerate the DeepSeq training process. After training, DeepSeq can generalize to much larger circuits due to generalization capability of GNNs from small scale to large scale graphs [21], as demonstrated in Sec. V. Similar to [6], we pre-process the combinational part of the circuits into an and-inverter graph (AIG) format to have a uniform design distribution. In this way, all circuits from different benchmarks end up with only two gate types: 2-input AND gate and inverter. Furthermore, to ensure the effective sequential circuit learning, we propose a multi-task training objective. Specifically, we simulate a random workload for every netlist and generate the two sets of strongly related node-level supervision: 1) transition probabilities (TR) 2) logic probability (LG) (more details are given in Sec. III-A).

In the next step, we design DeepSeq, a novel DAG-GNN model for sequential circuits. Specifically, we model the circuits as directed graphs and propose a customized information propagation scheme to encode the temporal correlations caused by FFs in sequential netlists. Moreover, to achieve our multi-task training objective, we design a dedicated aggregation function: *dual attention*, that learns transition

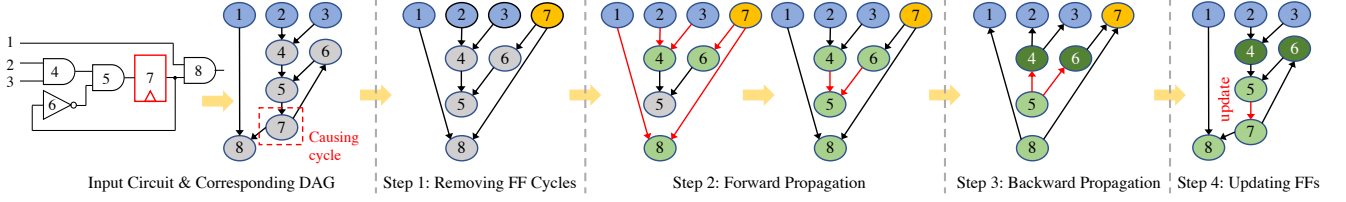


Fig. 2. The overview of customized propagation.

and logic probabilities in a more accurate manner (Sec. III-B provides more details about DeepSeq design).

A. Training Objective: Multi-Task Learning

We opt a multi-task learning (MTL) [9] paradigm for DeepSeq as shown in Fig 1. Specifically, given an input circuit in AIG format, the objective of DeepSeq is to predict transition probabilities (\mathcal{T}^{TR}) and logic probability: the probability of node being logic 1 (\mathcal{T}^{LG}) simultaneously. Due to the presence of FFs in the sequential circuit, its behavior is reflected in terms of the temporal correlation between gates and FFs. Adding or removing a FF can heavily affect the properties of the sequential circuit, such as latency. Arguably, the transition probabilities are the most effective way to capture this information. Hence, using it as a learning objective helps to learn an effective and accurate representation of sequential circuits. Therefore, we supervise each node with a 2-d vector representing the probabilities of $0 \rightarrow 1$ and $1 \rightarrow 0$ transitions. We ignore the $0 \rightarrow 0$ and $1 \rightarrow 1$ transition probabilities because they do not reflect any information about transition in a node state.

Besides transition probabilities, we also supervise each node with another 1-d vector representing the logic probability. The reasons for using the logic probability as the supervision are two-fold: (i). It encodes the true structural information and computational behavior of the combinational part of the sequential circuit. (ii). The computation of transition probabilities of a gate or FF in a sequential circuit depends upon the logic probability of that gate or FF on two consecutive clock cycles. Consequently, using logic probability as another supervision helps to learn a more informative and accurate sequential circuit representation.

We learn both tasks together by minimizing the sum of L1 losses of individual tasks as shown in Eq. (3).

$$\mathcal{L} = L^{TR} + L^{LG} \quad (3)$$

B. The Proposed Model

We now elaborate the GNN design of DeepSeq. Due to the presence of Flip-Flops (FFs), the behavior of sequential circuits depends upon the current input pattern and current state (previous output) of the circuit. In other words, it depends upon the sequence of input patterns applied at circuit inputs over a period of time. The existing DAG-GNN models such as DAG-ConvGNNs [13], [14] and DAG-RecGNNs [15] are infeasible for learning periodic information updates in circuit graphs. Since DeepGate [6] and FGNN [7] are designed for representation learning of combinational circuits only, they also cannot deal with temporal correlation in sequential circuits. Moreover, the existence of FFs can cause cycles in the circuit. So, it is not straightforward to apply a DAG-GNN model to a directed cyclic graph.

To address the above concerns, we propose a novel DAG-GNN architecture for sequential circuit learning. More precisely, given an input circuit in AIG format, we first map it into a directed graph \mathcal{G} . We use the one-hot encoding of gate type as the node features x_v for each node v . To be specific, the sequential AIG circuit contains only AND gate, NOT gate, Primary Inputs (PIs), and Flip-Flops (FFs).

Hence, a 4-d vector is used as a node feature on each node according to its node type. We also assign an embedding vector h_v to every node v that is learned during training to encode the representation of the sequential circuit. We simulate every circuit with a random workload to generate the required supervision. Since the workload is defined in terms of PIs' behavior of the circuit in the testbench, for every circuit, first we randomly generate logic-1 probabilities for all PIs. Then based on these probabilities, we generate a sequential pattern with 10,000 cycles. In this way, the generated sequential patterns represent random workloads for the corresponding circuits. We include the workload information in each circuit during the learning process by initializing the h_v of its PIs with the logic-1 probability of the sequential pattern applied on them. For example, if the logic-1 probability of a particular PI in a circuit is 0.1 according to the applied sequential pattern and h_v has 64 dimension, then all dimensions of h_v contain the value 0.1. The h_v of the remaining nodes are initialized randomly. To be noted, we keep the h_v of primary inputs (PIs) fixed and update the h_v of remaining nodes during the GNN propagation. In this way, DeepSeq learns to infer both tasks, i.e., \mathcal{T}^{TR} and \mathcal{T}^{LG} based on the given workload information and embeds the true computational information of the circuit on each node v . Next, considering the presence of cycles (see example circuit in Fig. 2) and the periodic information processing in sequential circuits, we designed a customized sequential propagation scheme in DeepSeq as follows:

- Move FFs to logic level 1 (LL-1) by removing their incoming edges. This removes the cycles and makes the FFs pseudo primary inputs (PPIs).
- Propagate the information using the forward layer from PIs to POs in a leveled, sequential manner through the combinational part of the circuit only. Note that the current states of FFs are not updated but used as predecessors' information for their corresponding successor nodes during this propagation as in the sequential circuit, the present states of FFs are used as pseudo inputs at each clock cycle.
- In this step, we propagate information using the reverse layer. The reverse layer is similar to the forward layer except that it processes the graph in reverse topological order. The reason for including the reverse layer is that the information from the successor nodes is useful to learn the implications implicitly in the circuit graphs [6].
- Since the circuits in our dataset contains D-FFs only, in which the output follows the state of the input, in the last step, we copy the updated representations of FFs' predecessors to FFs. This step mimics the behavior that the FFs are only updated at each clock cycle.

Fig. 2 illustrates the above process. Similar to standard GNNs, we use *Aggregate* and *Combine* functions to compute the hidden states of each node except PIs during propagation. Hidden state h_v of a node v is computed as:

$$h_v^t = \text{Combine}^t(h_v^{t-1}, \text{Aggregate}^t(\{h_u^t | u \in \mathcal{P}(v)\})), t = 1, \dots, T \quad (4)$$

where $\mathcal{P}(v)$ is the set of predecessors of node v . This model is

TABLE I
THE STATISTICS OF TRAINING DATASET

| Benchmark | # Subcircuits | # Nodes (Avg. \pm Std.) |
|----------------|---------------|---------------------------|
| ISCAS'89 [18] | 1,159 | 148.88 \pm 87.56 |
| ITC'99 [19] | 1,691 | 272.6 \pm 108.33 |
| Opencores [20] | 7,684 | 211.41 \pm 81.37 |

recursively applied for T iterations to generate the final hidden state for each node. The reason for using the recurrent architecture is that it is impractical for GNNs to capture the circuit's computational and structural information with a single propagation, as proved in [6].

Aggregate – DualAttention : The training objective defined in section III-A requires the model to differentiate and learn logic and transition probabilities simultaneously. Both probabilities differ in their computational behavior, which makes the use of existing aggregation infeasible as they target to capture a single behavior at a time [10], [12]. To solve this problem, we define *Dual Attention* aggregation function in the additive form [14] to instantiate the *Aggregate* function in Eq. (4). It mimics and learns the computational behavior of logic and transition probabilities at the same time.

Specifically, for \mathcal{T}^{LG} we calculate the aggregated message similar to [6], i.e., for a node v at an iteration t , we first compute the aggregated message $\mathbf{m}_v^{LG^t}$ from v 's predecessors as follows:

$$\mathbf{m}_v^{LG^t} = \sum_{u \in \mathcal{P}(v)} \alpha_{uv}^t \mathbf{h}_u^t \quad \text{where} \quad \alpha_{uv}^t = \text{softmax}(w_1^\top \mathbf{h}_v^{t-1} + w_2^\top \mathbf{h}_u^t) \quad (5)$$

α_{uv}^t is a weighting coefficient that learns the impact predecessors' information on node v , since the different inputs have different impact on determining the output of a logic gate. In this manner, Eq. 5 mimics the logic computation, and we learn the information required for \mathcal{T}^{LG} .

After that, we perform another attention between $\mathbf{m}_v^{LG^t}$ and \mathbf{h}_v^{t-1} as shown in Eq. (6).

$$\mathbf{m}_v^{TR^t} = \alpha_{mv}^t \mathbf{m}_v^{LG^t} \quad \text{where} \quad \alpha_{mv}^t = \text{softmax}(w_1^\top \mathbf{h}_v^{t-1} + w_2^\top \mathbf{m}_v^{LG^t}) \quad (6)$$

$\mathbf{m}_v^{LG^t}$ represents the logic computation result of node v at t^{th} iteration and \mathbf{h}_v^{t-1} represents the computational state of node v at $t^{th} - 1$ iteration. The intuition is that transition probabilities depend upon the current state and previous state of the node. Correspondingly, the Eq. (6) mimics the transition probability computation for \mathcal{T}^{TR} . Finally, we concatenate the results from Eq. (5) and Eq. (6) as our final aggregated message as shown in Eq. (7).

$$\mathbf{m}_v^t = \mathbf{m}_v^{TR^t} \parallel \mathbf{m}_v^{LG^t} \quad (7)$$

Update – GRU : We use gated recurrent unit (GRU) to instantiate the *Combine* function in Eq. 4 as follows:

$$\mathbf{h}_v^t = \text{GRU}([\mathbf{m}_v^t, \mathbf{x}_v], \mathbf{h}_v^{t-1}) \quad (8)$$

where \mathbf{m}_v^t , \mathbf{x}_v are concatenated together and treated as input, and \mathbf{h}_v^{t-1} is considered as the past state of GRU.

Regressor : After processing the input circuit graph through forward and reverse layers recursively for T times, we pass the final hidden states of nodes \mathbf{h}_v^T into two independent set of multi-layer perceptrons (MLPs), for prediction of \hat{y}^{TR} and \hat{y}^{LG} as shown in Figure 1. These MLPs do not share the weights and regress every node to predict their task-specific probabilities.

IV. EXPERIMENTS

A. Experimental Settings

1) *Dataset*: To prepare the dataset, we extract 10,534 sequential sub-circuits from various open-sourced benchmarks: ISCAS'89 [18],

TABLE II
THE PERFORMANCE COMPARISON OF DEEPSEQ WITH BASELINE GNN MODELS

| Model | Aggregation | Avg. PE (\mathcal{T}^{TR}) | Avg. PE (\mathcal{T}^{LG}) |
|-------------|----------------|--------------------------------|--------------------------------|
| DAG-ConvGNN | Conv. Sum | 0.066 | 0.236 |
| | Attention | 0.065 | 0.220 |
| DAG-RecGNN | Conv. Sum | 0.045 | 0.104 |
| | Attention | 0.035 | 0.095 |
| DeepSeq | Dual Attention | 0.028 | 0.080 |

ITC'99 [19], and Opencore [20]. The statistics of the training dataset is shown in Tab. I. We randomly generate one workload for each circuit as described in Sec. III-B. After that, we collect the transition and logic probability of each gate and FF in the circuit as the ground-truth by simulating the workload. It should be noted that the circuits in our dataset only contain D flip-flops (DFFs). Since the other kinds of FFs can be converted into a combination of DFF and other combinational logic, DeepSeq is also applicable to the circuits containing other kinds of FFs.

2) *Baseline Models*: We compare the performance of DeepSeq with two baseline models, defined for directed graphs, i.e., DAG-ConvGNN [13], [14] and DAG-RecGNN [15]. Each model consists of one forward and one reverse layer. For both models, we try two different aggregation functions, i.e., convolutional sum (conv. sum) [10], attention [12], [14]. The combine functions in both baseline models are instantiated using GRU [13].

3) *Implementation Details*: For DAG-RecGNN and DeepSeq, we set the number of iterations $T = 10$ to obtain the final embeddings. The \mathbf{h}_v has 64-bit dimensions and the regressor consists of 2 independent sets of 3-MLPs for the prediction of both tasks. The Rectified linear unit (ReLU) function is used as the activation function between MLP layers. All models are trained using the ADAM optimizer for 50 epochs. We use a learning rate of 1×10^{-4} . To speed up the training, we additionally use the topological batching method from [14].

4) *Evaluation Metric*: We use the *average prediction error* for both tasks to assess the effectiveness of different GNN models. It is defined as the average value of the absolute differences between the ground-truth probabilities and the predicted probabilities from GNN models, as indicated in Eq. (9). The smaller value indicates the better performance of the model.

$$\text{Avg. Prediction Error} = \frac{1}{|\mathcal{V}|} \sum_{v \in \mathcal{V}} |y_v - \hat{y}_v| \quad (9)$$

B. Performance on Probabilities Prediction Task

1) *Transition probabilities and Logic Probability Prediction*: The results in Tab. II demonstrate the better performance of DeepSeq compared to the baseline models in terms of average prediction error for both . From the results, we observe that DAG-ConvGNN is always prone to poor performance. The reason is that a single propagation through the circuit graph can not capture the complex structural and computational information of the underlying circuit. Therefore, by using a recursive architecture, i.e., DAG-RecGNN, we can significantly improve the performance on both tasks.

With our dedicated dual attention aggregation function and customized propagation scheme, DeepSeq outperforms the best-performing baseline model, i.e., DAG-RecGNN with attention as the aggregation function. For both tasks \mathcal{T}^{TR} and \mathcal{T}^{LG} , it achieves 20.00% and 15.79% relative improvement on avg. prediction error,

TABLE III
EFFECTIVENESS OF DIFFERENT COMPONENTS OF DEEPSEQ

| Model | Aggregation | Avg. PE (\mathcal{T}^{TR}) | Avg. PE (\mathcal{T}^{LG}) |
|--------------------------------------|----------------|-----------------------------------|-----------------------------------|
| DAG-RecGNN | Attention | 0.035 | 0.095 |
| DeepSeq w\ Customized Propagation | Attention | 0.031 | 0.093 |
| DeepSeq w\ Customized Propagation | Dual Attention | 0.028 | 0.080 |

respectively. This proves that our proposed customized propagation scheme is more effective for sequential circuit learning than the simple propagation scheme used in baseline models. Also, our aggregation function *dual attention* is more suitable for our multi-task objective. We discuss the performance gain due to individual components of DeepSeq in the following section.

2) *Effectiveness of different components of DeepSeq*: Tab. III shows the effectiveness of different components of DeepSeq. From Table II, we know that the best-performing baseline model is DAG-RecGNN with the attention as the aggregation function. In this section, we compare DeepSeq with it. From our experiments, we observe that DeepSeq coupled with customized propagation brings 11.43% and 2.11% relative improvement on avg. prediction error for \mathcal{T}^{TR} and \mathcal{T}^{LG} , respectively.

After using the *dual-attention* aggregation function, we further gain 9.68% and 13.98% relative improvement on avg. prediction error for \mathcal{T}^{TR} and \mathcal{T}^{LG} respectively over the DeepSeq model with simple attention as the aggregation function. The major gain in error improvement for both tasks proves the effectiveness of our proposed aggregation scheme.

V. CASE STUDY: POWER ESTIMATION TASK

After designing a general model for sequential circuit learning, we apply it on a downstream power estimation task. Specifically, we describe the performance of DeepSeq on netlist-level power estimation. Formally, the circuit dynamic power is characterized as $P = \frac{1}{2} CV_{dd}^2 y_{avg}^{TR}$, wherein C is the capacitance, V_{dd} is the supply voltage, and y_{avg}^{TR} is the average transition probability of all gates.

The existing power estimation methods mainly fall into two categories: simulative and non-simulative. The simulative methods [22] rely on the simulation of a huge number of sequential patterns to calculate the switching activities. Although such simulation based power estimation is accurate, it is not practical for modern large-scale circuit designs due to the unacceptable runtime. The non-simulative methods [23], [24] are pattern-free and use heuristics to estimate the power in a polynomial time. However, they produce inaccurate results on structures such as reconvergence fanouts and cyclic FFs [23].

A. Fine-tuning of DeepSeq for Power Estimation

We apply the pre-trained DeepSeq model for the power estimation on real sequential circuits that are substantially larger and different from our pre-training dataset. The accuracy of power estimation is subject to two factors, i.e., circuit structure and the impact of a workload on circuit gates and FFs. The pre-trained DeepSeq has already encoded the structural information and computational behavior of sequential circuits. We observe that the impact of random workloads (distribution of transition probabilities) on these large circuits are quite different than the small circuits used for pre-training. Particularly, when we simulate a workload, it only activates a few modules in the real applications. According to our empirical results, a large part (around 70% of total gates) in these large circuits show no transitional

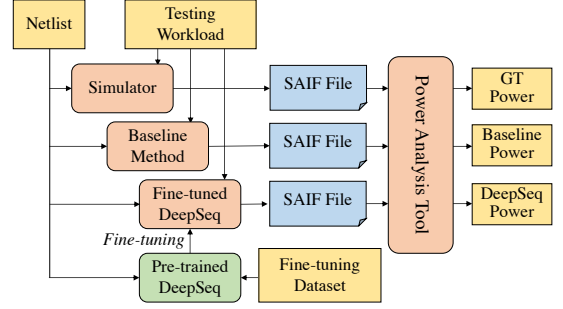


Fig. 3. The pipeline of power estimation

activities under a random workload due to low power design [25]. Therefore, to learn the impact of workloads on larger circuits (new distribution of transition probabilities) and accurately infer the power, we fine-tune DeepSeq on these large practical circuit designs. The fine-tuning dataset on the large circuit is generated with the same pipeline as Sec. III-B. Our empirical study shows that, after fine-tuning with 1,000 different workloads on a circuit, DeepSeq can generalize to arbitrary workloads for the circuit.

B. Experimental Settings

In this experiment, we select six sequential circuits from Open-core [20] that are about 1 – 2 order-of-magnitude larger than the ones used during pre-training. The descriptions of these circuits are listed in Tab. IV. We select a non-simulative power estimation method [24] as baseline for comparison. By parsing the testbench file, we collect the transition probability and logic probability of each PI, which are the simplified workload information adopted by DeepSeq model and the baseline method. Our model only supports circuits in AIG format as input, therefore we decompose each gate into a combination of AND gates and NOT gates without any optimization. The fanout gate in the resulting combination has the same switching activity as the original node. We only record probabilities of the fanout gates in all converted combinations.

The power estimation pipeline is shown in Fig. 3. We set the transition probability achieved by the logic simulation as the ground truth. The baseline method [24] provides the approximated transition probability based on the non-simulative method. In comparison, fine-tuned DeepSeq predicts the gate-level transition probabilities. The resulting transition probabilities from all these three methods are translated into three Switching Activity Interchange Format (SAIF) files. After that, we input these files into a commercial power analysis tool that computes the average power with a TSMC 90nm standard cell library. Finally, we can get the ground-truth power consumption (GT Power), baseline estimated power (Baseline Power), and DeepSeq estimated power (DeepSeq Power).

C. Results

1) *Power Estimation on the large real circuits*: Table IV shows the accuracy achieved by DeepSeq over the baseline method, where the estimated power based on transition probabilities computed from ground-truth, baseline, and DeepSeq are abbreviated as GT, Baseline, and DeepSeq, respectively. The results show that the power estimation based on DeepSeq model has smaller error than the baseline method. Take the circuit *ptc* as an example, our model estimates the power consumption only with 3.20% error, while the baseline method has 25.55% error. Overall, the baseline power estimation achieves 16.35% error on average, but DeepSeq only shows 3.16% error on average, which is much closer to the ground-truth power estimation. DeepSeq brings a significant improvement of 80.67% in error reduction.

TABLE IV
THE RESULTS OF POWER ESTIMATION ON 11 LARGE REAL CIRCUITS

| Design Name | Description | # Nodes | GT (mW) | Baseline (mW) | Error | DeepSeq (mW) | Error |
|-------------|---------------------------|---------|---------|---------------|---------------|--------------|--------------|
| noc_router | Network-on-Chip router | 5,246 | 0.653 | 0.696 | 6.58% | 0.643 | 1.52% |
| pll | Phase locked loop | 18,208 | 0.936 | 1.115 | 19.12% | 0.960 | 2.51% |
| ptc | PWM/Timer/Counter IP core | 2,024 | 0.247 | 0.184 | 25.55% | 0.239 | 3.20% |
| rtcclock | Real-time clock core | 4,720 | 0.463 | 0.522 | 12.84% | 0.442 | 4.43% |
| ac97_ctrl | Audio Codec 97 controller | 14,004 | 3.353 | 2.474 | 26.22% | 3.261 | 2.74% |
| mem_ctrl | Memory controller | 10,733 | 1.365 | 1.471 | 7.77% | 1.303 | 4.54% |
| Avg. | | | | | 16.35% | | 3.16% |

TABLE V
THE RESULTS OF POWER ESTIMATION ON AC97_CTRL WITH DIFFERENT WORKLOADS

| | GT (mW) | Baseline (mW) | Error | DeepSeq (mW) | Error |
|-------------|---------|---------------|---------------|--------------|--------------|
| W0 | 3.353 | 2.474 | 26.22% | 3.261 | 2.74% |
| W1 | 3.349 | 3.082 | 7.97% | 3.219 | 3.88% |
| W2 | 2.758 | 2.269 | 17.73% | 2.697 | 2.21% |
| W3 | 3.414 | 2.965 | 13.15% | 3.322 | 2.69% |
| W4 | 6.696 | 5.860 | 12.49% | 6.607 | 1.33% |
| Avg. | | | 15.51% | | 2.57% |

REFERENCES

- [1] G. Huang *et al.*, “Machine learning for electronic design automation: A survey,” *ACM Transactions on Design Automation of Electronic Systems (TODAES)*, vol. 26, no. 5, pp. 1–46, 2021.
- [2] S. Rai *et al.*, “Logic synthesis meets machine learning: Trading exactness for generalization,” in *Design, Automation & Test in Europe Conference & Exhibition (DATE)*. IEEE, 2021, pp. 1026–1031.
- [3] S. Roy, S. K. Millican, and V. D. Agrawal, “Machine intelligence for efficient test pattern generation,” in *2020 IEEE International Test Conference (ITC)*. IEEE, 2020, pp. 1–5.
- [4] Y. Zhou, H. Ren, Y. Zhang, B. Keller, B. Khailany, and Z. Zhang, “Primal: Power inference using machine learning,” in *Proceedings of the 56th Annual Design Automation Conference 2019*, 2019, pp. 1–6.
- [5] X. Han *et al.*, “Pre-trained models: Past, present and future,” *AI Open*, vol. 2, pp. 225–250, 2021.
- [6] M. Li, S. Khan, Z. Shi, N. Wang, H. Yu, and Q. Xu, “Deepgate: learning neural representations of logic gates,” in *Proceedings of the 59th ACM/IEEE Design Automation Conference*, 2022, pp. 667–672.
- [7] Z. Wang, C. Bai, Z. He, G. Zhang, Q. Xu, T.-Y. Ho, B. Yu, and Y. Huang, “Functionality matters in netlist representation learning,” in *Proceedings of the 59th ACM/IEEE Design Automation Conference*, 2022, pp. 61–66.
- [8] Z. Shi, M. Li, S. Khan, L. Wang, N. Wang, Y. Huang, and Q. Xu, “Deeptpi: Test point insertion with deep reinforcement learning,” in *2022 IEEE International Test Conference (ITC)*. IEEE, 2022.
- [9] R. Caruana, “Multitask learning,” *Machine learning*, vol. 28, no. 1, pp. 41–75, 1997.
- [10] M. Welling and T. N. Kipf, “Semi-supervised classification with graph convolutional networks,” in *J. International Conference on Learning Representations (ICLR 2017)*, 2016.
- [11] W. L. Hamilton, R. Ying, and J. Leskovec, “Inductive representation learning on large graphs,” in *NIPS*, 2017.
- [12] P. Veličković *et al.*, “Graph attention networks,” *ICLR*, 2017.
- [13] M. Zhang *et al.*, “D-vae: A variational autoencoder for directed acyclic graphs,” 2019.
- [14] V. Thost and J. Chen, “Directed acyclic graph neural networks,” in *ICLR*, 2021.
- [15] S. Amizadeh, S. Matushevych, and M. Weimer, “Learning to solve circuit-SAT: An unsupervised differentiable approach,” in *ICLR*, 2019.
- [16] Y. Zhang, H. Ren, and B. Khailany, “Grannite: Graph neural network inference for transferable power estimation,” in *2020 57th ACM/IEEE Design Automation Conference (DAC)*. IEEE, 2020, pp. 1–6.
- [17] Z. Lin, Z. Yuan, J. Zhao, W. Zhang, H. Wang, and Y. Tian, “Powergear: early-stage power estimation in fpga hls via heterogeneous edge-centric gnns,” in *2022 Design, Automation & Test in Europe Conference & Exhibition (DATE)*. IEEE, 2022, pp. 1341–1346.
- [18] F. Brglez, D. Bryan, and K. Kozminski, “Notes on the iscas’89 benchmark circuits,” *North-Carolina State University*, 1989.
- [19] S. Davidson, “Characteristics of the itc’99 benchmark circuits,” in *ITSW*, 1999.
- [20] O. Team, “Opencores,” <https://opencores.org/>.
- [21] H. Gao, Z. Wang, and S. Ji, “Large-scale learnable graph convolutional networks,” in *Proceedings of the 24th ACM SIGKDD international conference on knowledge discovery & data mining*, 2018, pp. 1416–1424.
- [22] S. M. Kang, “Accurate simulation of power dissipation in vlsi circuits,” *IEEE Journal of Solid-State Circuits*, vol. 21, no. 5, pp. 889–891, 1986.
- [23] B. Kapoor, “Improving the accuracy of circuit activity measurement,” in *Proceedings 31st annual Design Automation Conference*, 1994, pp. 734–739.
- [24] A. Ghosh, S. Devadas, K. Keutzer, and J. White, “Estimation of average switching activity in combinational and sequential circuits,” in *Proceedings 29th ACM/IEEE Design Automation Conference*. IEEE, 1992, pp. 253–259.

2) *Power Estimation with different workloads:* We take the *ac97_ctrl* as an example to show that DeepSeq is generalizable to a new circuit under many different workloads. We assign 5 different workloads to this circuit and estimate the power consumption based on the same pipeline as Fig. 3. As illustrated in Tab. V, DeepSeq achieves only 2.57% error in comparison to GT power estimation, while the baseline method has 15.51% error.

D. Limitations

DeepSeq embeds the true sequential circuit behavior and outperforms the baseline GNN models for both \mathcal{T}^{TR} and \mathcal{T}^{LG} tasks. After fine-tuning, it provides more accurate power estimates than the traditional non-simulative power estimation methods. However, currently, DeepSeq is $3\times$ to $4\times$ slower than the commercial simulation tool that employs many parallelization techniques. The main reason is that DeepSeq performs the message passing in a leveled, sequential manner. Similar problems have been observed in other asynchronous message-passing networks, such as D-VAE [13] and DAGNN [14]. One potential solution is to apply the parallelizable computation structure encoder (PACE) [26] to map the graph structure to sequences of node embeddings and then capture the relations between nodes in a parallel manner. Moreover, it is possible to extend DeepSeq to embed netlists at subcircuit level, thereby dramatically reducing the size of the learned model. We leave them as future works.

VI. CONCLUSION

In this paper, we present *DeepSeq*, a novel representation learning framework for sequential netlists. On the one hand, we introduce a multi-task learning objective in DeepSeq to effectively encode the computational and structural information of sequential circuits into the embeddings of logic gates and FFs. On the other hand, DeepSeq employs a novel DAG-GNN architecture equipped with a customized propagation scheme and a dedicated aggregation mechanism named *Dual Attention* for effective learning. With the above techniques, DeepSeq outperforms state-of-art DAG-GNN models in terms of prediction accuracy for transition and logic probabilities. To evaluate the effectiveness and generalizability of pre-trained DeepSeq, we further apply it on power estimation task. After fine-tuning, it achieves 80.67% average error reduction compared to the baseline power estimation method.

- [25] J. Kathuria, M. Ayoubkhan, and A. Noor, "A review of clock gating techniques," *MIT International Journal of Electronics and Communication Engineering*, vol. 1, no. 2, pp. 106–114, 2011.
- [26] Z. Dong, M. Zhang, F. Li, and Y. Chen, "Pace: A parallelizable computation encoder for directed acyclic graphs," *arXiv preprint arXiv:2203.10304*, 2022.