
ENSEMBLE LEARNING FOR PHYSICS INFORMED NEURAL NETWORKS: A GRADIENT BOOSTING APPROACH

Zhiwei Fang
pentilm@outlook.com

Sifan Wang
Graduate Group in Applied Mathematics
and Computational Science
University of Pennsylvania
Philadelphia, PA 19104
sifanw@sas.upenn.edu

Paris Perdikaris
Department of Mechanical Engineering
and Applied Mechanics
University of Pennsylvania
Philadelphia, PA 19104
pgp@seas.upenn.edu

ABSTRACT

While the popularity of physics-informed neural networks (PINNs) is steadily rising, to this date, PINNs have not been successful in simulating multi-scale and singular perturbation problems. In this work, we present a new training paradigm referred to as "gradient boosting" (GB), which significantly enhances the performance of physics informed neural networks (PINNs). Rather than learning the solution of a given PDE using a single neural network directly, our algorithm employs a sequence of neural networks to achieve a superior outcome. This approach allows us to solve problems presenting great challenges for traditional PINNs. Our numerical experiments demonstrate the effectiveness of our algorithm through various benchmarks, including comparisons with finite element methods and PINNs. Furthermore, this work also unlocks the door to employing ensemble learning techniques in PINNs, providing opportunities for further improvement in solving PDEs.

Keywords PDE · Physics-informed neural networks · Gradient boosting · Ensemble learning

1 Introduction

Physics informed neural networks have recently emerged as an alternative to traditional numerical solvers for simulations in fluids mechanics [1, 2], bio-engineering [3, 4], meta-material design [5, 6], and other areas in science and engineering [7, 8]. However, PINNs using fully connected, or some variants architectures such as Fourier feature networks [9], fail to accomplish stable training and produce accurate predictions at whiles, especially when the underlying PDE solutions contain high-frequencies or multi-scale features [10, 11]. To mitigate this pathology, Krishnapriyan *et. al.* [12] proposed a sequence-to-sequence learning method for time-dependent problems, which divide the time domain into sub-intervals and solve the problem progressively on each them. This method avoids the pollution of the underlying solution due to the temporal error accumulation. Wang *et. al.* [13] elaborated the reason that the PINNs fail to train from a neural tangent kernel perspective, and proposed an adaptive training strategy to improve the PINNs' performance. An empirical learning-rate annealing scheme has been proposed in Wang *et. al.* [14], which utilizes the back-propagated gradient statistics during training to adaptively assign importance weights to different terms in a PINNs loss function, with the goal of balancing the magnitudes of the gradients in backward propagation. Although all of these works were demonstrated to produce significant and consistent improvements in the stability and accuracy of PINNs, the fundamental reasons behind the practical difficulties of training fully-connected PINNs still remain unclear [10].

Besides PINNs, many other machine learning tasks suffer from the same issues, and some of these issues have been resolved by gradient boosting method. The idea of gradient boosting is blending several weak learners into a fortified one that gives better predictive performance than could be obtained from any of the constituent learners alone [15]. For example, Zhang and Haghani [16] proposes a gradient-boosting tree-based travel time prediction method, driven by the successful application of random forest in traffic parameter prediction, to uncover hidden patterns in travel time data to enhance the accuracy and interpretability of the model. Callens *et. al.* [17] used gradient boosting trees to improve wave forecast at a specific location whose RMSE values in average 8% to 11% lower for the correction of significant wave height and peak wave period. Recently, many researchers have contributed to gradient boosting

method and further improved its performance. Friedman *et. al.* [18] shows that both the approximation accuracy and execution speed of gradient boosting can be substantially improved by incorporating randomization into the procedure, and this randomized approach also increases robustness against overcapacity of the base learner. Ke [19] found that the efficiency and scalability of Gradient Boosting Decision Tree (GBDT) are unsatisfactory when the feature dimension is high and data size is large and a greedy algorithm has been used to effectively reduce the number of features without hurting the accuracy of split point determination by much and thus solve the issue.

Inspired by the above-mentioned literature review, we arrive at our proposed method in this paper. In this work, we present a gradient boosting physics informed neural networks (GB PINNs), which adopts a gradient boosting idea to approximate the underlying solution by a sequence of neural networks and train the PINNs progressively. Specifically, our main contributions can be summarized into the following points:

1. A simple implementation of the gradient boosting method, which can easily be integrated into existing PINNs code with minimal modifications.
2. The assembly of several weak PDE predictors to form a strong predictor, resulting in increased flexibility for solving intractable problems.
3. Low sensitivity to the choice of neural networks and their arrangement, resulting in fewer efforts required for fine-tuning hyperparameters.
4. The flexibility to combine with other techniques, such as Fourier features, making it a versatile approach for PINNs.

We introduce some preliminaries for key ingredients of our algorithm in section 2. Then we present our algorithm with motives in section 3. Numerical experiments are shown in section 4 to verify our algorithm. We discuss our algorithm and conclude the paper in section 5.

2 Preliminaries

In this section, we will provide a brief overview of the related topics that are relevant to the proposed algorithm in this paper. For a more in-depth understanding of these topics, we encourage readers to refer to the original papers cited below.

2.1 Physics informed neural networks

PINNs are a method for inferring a continuous latent function $u(\mathbf{x})$ that serves as the solution to a nonlinear PDE of the form:

$$\begin{aligned} \mathcal{N}[u](\mathbf{x}) &= 0, & \text{in } \Omega, \\ \mathcal{B}[u](\mathbf{x}) &= 0, & \text{on } \partial\Omega, \end{aligned} \tag{1}$$

where Ω is an open, bounded set in \mathbb{R}^d with a piecewise smooth boundary $\partial\Omega$, $\mathbf{x} \in \mathbb{R}^d$, and \mathcal{N} and \mathcal{B} are nonlinear differential and boundary condition operators, respectively.

The solution to the PDE is approximated by a deep neural network, u_θ , which is parameterized by θ . The loss function for the network is defined as:

$$L(u; \theta) = \frac{\omega_e}{N_p} \sum_{i=1}^{N_p} |\mathcal{N}[u_\theta](\mathbf{x}_i^p)|^2 + \frac{\omega_b}{N_b} \sum_{i=1}^{N_b} |\mathcal{B}[u_\theta](\mathbf{x}_i^b)|^2, \tag{3}$$

where $\{\mathbf{x}_i^p\}_{i=1}^{N_p}$ and $\{\mathbf{x}_i^b\}_{i=1}^{N_b}$ are the sets of points for the PDE residual and boundary residual, respectively, and ω_e and ω_b are the weights for the PDE residual loss and boundary loss, respectively. The neural network u_θ takes the coordinate \mathbf{x} as input and outputs the corresponding solution value at that location. The partial derivatives of the u_θ with respect to the coordinates at \mathcal{N} in (3) can be readily computed to machine precision using reverse mode differentiation [20].

The loss function $L(u; \theta)$ is typically minimized using a stochastic gradient descent algorithm, such as Adam, with a batch of interior and boundary points generated to feed the loss function. The goal of this process is to find a set of neural network parameters θ that minimize the loss function as much as possible.

It is worth noting that the abstract PDE problem in (1)-(2) can easily be extended to time-dependent cases by considering one component of \mathbf{x} as a temporal variable. In this case, one or more initial conditions should be included in the PDE system and additional initial condition constraints should be added to the loss function (3).

2.2 Gradient boosting machines

Gradient Boosting (GB) is a powerful machine learning technique that is commonly used in regression and classification tasks. It is an additive ensemble of weak prediction models, similar to AdaBoost, but with a key difference - unlike other ensemble algorithms, GB does not have trainable weights, and the sub-models are trained sequentially instead of in parallel. For the sake of simplicity, in the rest of the paper, we will use $f(x; \theta)$ to denote a general neural network f with input x and parameterized by θ .

Given a neural network $f(x; \theta)$ and a training dataset, the loss function $L(f; \theta)$ is defined as the sum of the individual losses for each sample, as follows:

$$L(f; \theta) = \sum_{i=1}^N L(y_i, f(x_i; \theta)),$$

where N is the total number of samples in the dataset, y_i is the true label for sample x_i , and $f(x_i; \theta)$ is the predicted label for sample x_i .

To minimize this loss function, a common approach is to use the stochastic gradient descent algorithm. This algorithm updates the network's parameters, θ , iteratively using the following update rule:

$$\theta \leftarrow \theta - \gamma \frac{\partial}{\partial \theta} L(f; \theta), \quad (4)$$

where γ is a user-specified learning rate that controls the step size of the updates.

The goal of the gradient boosting (GB) method is to minimize the loss function $L(f; \theta)$ with respect to the neural network function f . GB method assumes that the surrogate model can be represented in the following iterative form:

$$f_m(\mathbf{x}; \Theta_m) = f_{m-1}(\mathbf{x}; \Theta_{m-1}) + \rho_m h_m(\mathbf{x}; \theta_m), \quad \text{for } m = 1, 2, 3, \dots, \quad (5)$$

where $f_0(\mathbf{x}; \theta_0)$ is a pre-selected baseline neural network, ρ_m is the learning rate, $f_m(\mathbf{x}; \Theta_{m-1})$ is parameterized by $\Theta_m = \bigcup_{i=0}^m \theta_m$, and $h_m(\mathbf{x}; \theta_m)$ is a neural network designed to enhance the accuracy of the predictor $f_{m-1}(\mathbf{x}; \Theta_{m-1})$. The gradient descent algorithm is used to choose $h_m(\mathbf{x}; \theta_m)$, which is defined as:

$$h_m(\mathbf{x}; \theta_m) = - \frac{\partial}{\partial f_{m-1}(\mathbf{x}; \Theta_{m-1})} L(f_{m-1}; \Theta_{m-1}). \quad (6)$$

Therefore, the model update rule is defined as:

$$f_m(\mathbf{x}; \Theta_m) = f_{m-1}(\mathbf{x}; \Theta_{m-1}) - \rho_m \frac{\partial}{\partial f_{m-1}(\mathbf{x}; \Theta_{m-1})} L(f_{m-1}; \Theta_{m-1}). \quad (7)$$

In this fashion, the corresponding loss at the m -th step reads

$$L(f_m; \Theta_m) = L(f_{m-1} + \rho_m h_m; \Theta_m). \quad (8)$$

The technique outlined in this construction is commonly referred to as a GB method. The update function, $h_m(\mathbf{x}; \theta_m)$ in equation (6), is similar in nature to the gradient vector in equation (4), however, GB operates by taking the gradient with respect to the function, rather than the parameter vector as traditional gradient descent does. This distinction is the reason why we refer to GB as a method that descends the gradient in function space. For further information on gradient boosting methods, please refer to the reference [21]. Furthermore, it is worth noting that in the context of PINNs, this method has been adapted to a simpler form that is easily implementable.

3 Gradient boosting physics informed neural networks

Despite a series of promising results in the literature [22, 4, 11, 1, 2], the original formulation of PINNs proposed by Raissi *et al.* [23] has been found to struggle in constructing an accurate approximation of the exact latent solution. The reasons for this remain poorly understood. However, some observations in the literature can be used to infer potential solutions to this issue. One such observation is that the prediction error in PINNs is often of high frequency, with small and intricate structures, as seen in figures 4(b) and 6(a) and (b) of [13]. As demonstrated in [9], high-frequency functions can be learned relatively easily using Fourier features. Based on these findings, it is natural to consider using a multi-layer perceptrons (MLPs) as a baseline structure in PINNs, followed by a Fourier feature network, to further minimize the error. This idea led to the development of GB PINNs.

The proposed method, referred to as GB PINNs, utilizes a sequence of neural networks in an iterative update procedure to gradually minimize the loss function. As shown in equation (6), the update model $h_m(\mathbf{x}; \theta_m)$ is defined by the

gradient of the loss with respect to the previous output f_{m-1} . However, in the context of PINNs, the PDE residual loss in (3) typically includes gradients of the outputs with respect to the inputs. This necessitates the computation of twisted gradients, which is a unique characteristic of this approach. For example

$$\frac{\partial}{\partial f(\mathbf{x}; \theta)} \left[\left(\frac{\partial f(\mathbf{x}; \theta)}{\partial \mathbf{x}} \right)^2 \right],$$

which is definitely not elementary and should be avoided. Despite the mathematical validity of the gradient

$$\frac{\partial}{\partial f_{m-1}(\mathbf{x}; \Theta_{m-1})} L(f_{m-1}; \Theta_{m-1}),$$

it can be challenging to compute it using AD due to the fact that $L(f_{m-1}; \theta)$ is typically a leaf node in the computational graph.

Fortunately, we can still utilize the formulation in equation (8) to establish an appropriate GB algorithm for PINNs. After the training of the $(m - 1)$ -th step is completed, we add an additional pre-selected neural network $\rho_m h_m(\mathbf{x}; \theta_m)$ to the previous predictor $f_{m-1}(\mathbf{x}; \Theta_{m-1})$ and subsequently apply gradient descent with respect to the parameters θ_m . This iterative procedure allows us to gradually minimize the loss and improve the accuracy of the predicted solution.

It is important to note that the neural networks utilized in the proposed GB PINNs algorithm do not need to possess a consistent structure. In fact, they can be composed of a variety of surrogate models, as long as they have the same input and output dimensions. Examples of such models include MLPs, Fourier feature networks, radial basis neural networks, and even finite element representations. This flexibility allows for a more versatile approach to minimizing the loss and improving the accuracy of the approximation to the exact latent solution.

As highlighted in [13], the neural tangent kernel of wide and deep neural networks remains relatively stable during the training process, which can impede the ability to learn solutions with sharp gradients. However, it has been proposed that by decreasing the size of the network, such issues can be addressed. This gives rise to the idea of utilizing a small network for the initial approximation of the solution, and then progressively refining it using larger networks.¹

In GB training, the term ρ_m in equation (5) serves as a learning rate in the function space gradient descent, and it also adjusts the magnitude of $h_m(\mathbf{x}; \theta_m)$. In PINNs scenarios, once the training of $f_{m-1}(\mathbf{x}; \Theta_{m-1})$ is complete, we already have a decent predictor, which implies that the relative error between the current predictor and the ground truth (for example, relative l^2 error defined below) is assumed to be small. The additive model $h_m(\mathbf{x}; \theta_m)$ is then used to handle this error, thus it is reasonable to assume that the magnitude of $h_m(\mathbf{x}; \theta_m)$ decreases over iteration step m . As a result, it is also reasonable to assume that the ρ_m gradually decreases over m . In the experiments below, we will assume that the ρ_m exponentially decays, which is similar to traditional gradient descent methods.

The proposed algorithm can be summarized as follows:

Algorithm 1 Gradient boosting physics informed neural network.

Require:

A baseline neural network $f_0(\mathbf{x}; \theta_0)$ and an ordered neural network set $\{h_i(\mathbf{x}; \theta_i)\}_{i=1}^m$ that contains models going to be trained in sequence;

A set of learning rate $\{\rho_i\}_{i=0}^m$ that correspond to $\{f_0(\mathbf{x}; \theta_0)\} \cup \{h_i(\mathbf{x}; \theta_i)\}_{i=1}^m$. Usually, $\rho_0 = 1$ and ρ_i is decreasing in i ;

Set $f_i(\mathbf{x}; \Theta_i) = f_{i-1}(\mathbf{x}; \Theta_{i-1}) + \rho_i h_i(\mathbf{x}; \theta_i)$, for $i = 1, 2, 3, \dots, m$.

Given PDEs problem (1)-(2), establish the corresponding loss (3).

Ensure:

1: Train $f_0(\mathbf{x}; \theta_0) = \rho_0 f_0(\mathbf{x}; \theta_0)$ to minimize loss (3).

2: **for** $i = 1$ to m **do**

3: In $f_i(\mathbf{x}; \Theta_i) = f_{i-1}(\mathbf{x}; \Theta_{i-1}) + \rho_i h_i(\mathbf{x}; \theta_i)$, set trainable parameters as θ_i . Train $f_i(\mathbf{x}; \Theta_i)$ to minimize loss (3).

4: **end for**

5: **return** $f_m(\mathbf{x}; \Theta_m)$ as a predictor of the solution of (1)-(2) for any point in $\bar{\Omega}$.

The proposed algorithm, described in Algorithm 1, utilizes a sequence of neural networks and an iterative update procedure to minimize the loss gradually. At each iteration step i , the forward prediction relies on the union parameter

¹It is worth noting that the proposed organization of neural networks is merely a rough idea and may not always yield the best performance. The choice and arrangement of neural networks may vary depending on the specific problem at hand. The numerical experiments will provide further insights into the optimal configuration of neural networks for a given problem.

Table 1: Default Experiment Set up

Name	Value
Activation function	GeLU
Method to initialize the neural network	Xavier
Optimizer	Adam
learning rate	10^{-3}
learning rate decay period	10,000
learning rate decay rate	0.95

set Θ_i , while the backward gradient propagation is only performed on θ_i . This results in a mild increase in computational cost during the training of GB iteration. The simplicity of this algorithm allows practitioners to easily transfer their PINNs codes to GB PINNs'. In the following section, we will demonstrate that this simple technique can enable PINNs to solve many problems that were previously intractable using the original formulation of Raissi *et. al.* [23].

Additionally, the proposed GB PINNs algorithm also introduces another dimension of flexibility in terms of network architecture design, namely the combination of different neural networks. This opens up new opportunities for fine-tuning the architecture to minimize PDE residual losses and improve overall predictive accuracy. As shown in the following section, the performance of GB PINNs is relatively insensitive to the specific choice and arrangement of networks, as long as their capacity is sufficient.

4 Numerical Experiments

In this section, we will demonstrate the effectiveness of the proposed GB PINNs algorithm through a comprehensive set of numerical experiments. To simplify the notation, we use a tuple of numbers to denote the neural network architecture, where the tuple represents the depth and width of the layers. For example, a neural network with a two-dimensional input and a one-dimensional output, as well as two hidden layers with width 100 is represented as (2, 100, 100, 1). Our default experimental setup is summarized in Table 4, and will be used in all experiments unless otherwise specified.

To quantify the model's accuracy, we use the relative l^2 error over a set of points $\{x_i\}_{i=1}^N$:

$$\text{Error} = \frac{\sum_{i=1}^N |u_{pred}(x_i) - u_{true}(x_i)|^2}{\sum_{i=1}^N |u_{true}(x_i)|^2}.$$

4.1 1D singular perturbation

In this first example, we utilize GB PINNs to solve the following 1D singular perturbation problem.

$$\begin{aligned} -\varepsilon^2 u''(x) + u(x) &= 1, & \text{for } x \in (0, 1), \\ u(0) &= u(1) = 0. \end{aligned}$$

The perturbation parameter, $0 < \varepsilon \ll 1$, is set to 10^{-4} in this case. The exact solution to this problem is given by

$$u(x) = 1 - \frac{e^{-x/\varepsilon} + e^{(x-1)/\varepsilon}}{1 + e^{-1/\varepsilon}}.$$

Despite the boundedness of the solution, it develops boundary layers at $x = 0$ and $x = 1$ for small values of ε , a scenario in which traditional PINNs have been known to perform poorly.

To evaluate the performance of GB PINNs, we used a series of fully connected network structures sequentially (1, 50, 1), (1, 100, 1), (1, 100, 100, 1), (1, 100, 100, 100, 1) for the baseline and update neural networks, followed by a Fourier feature neural network (1, 50, 50, 1) with frequencies ranging from 1 to 10. The details of the Fourier feature method used in this study can be found in the appendix 6.1. The step size ρ_m in (5) was set to 0.5^i , where $i = 0, 1, \dots, 5$ is the model index.

For each GB iteration, we train 10,000 steps using a dataset of 10,000 uniform random points in (0, 1). The weights in the loss function (3) are set to $\omega_e = 1$ and $\omega_b = 10$, respectively, and the batch size for PDE residual computation is 10,000.

The output of GB PINNs is shown in Figure 1, where the relative l^2 error is found to be 0.43%. The boundary layers at $x = 0$ and $x = 1$ are clearly visible in the solution, which is a result of the thinness of the layers and the almost right

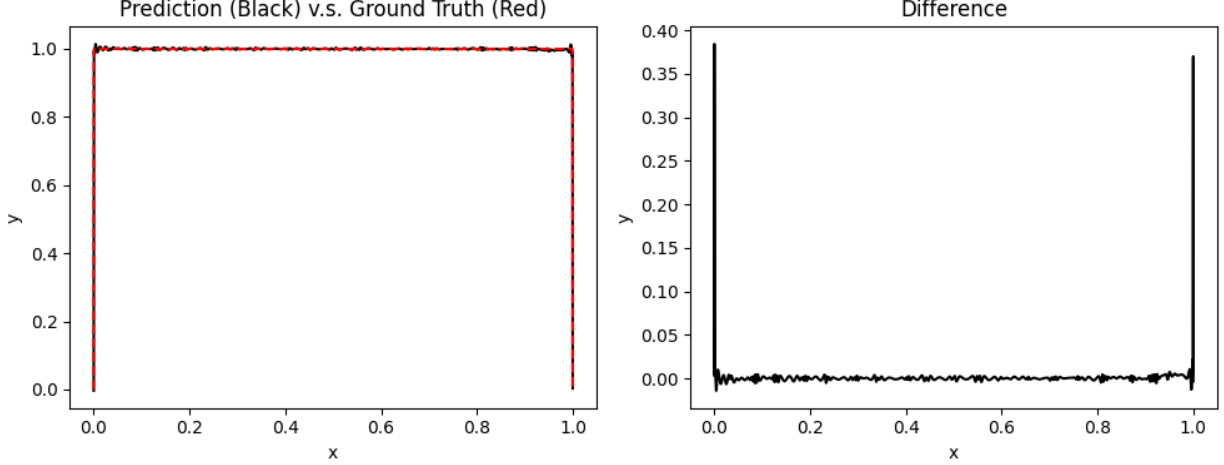


Figure 1: Prediction of singular perturbation problem by GB PINNs, $\varepsilon = 10^{-4}$. Left: predicted solution (black) v.s. ground truth (red). Right: pointwise error.

angle curvature of the solution at these points. Despite the singularity present in the solution, GB PINNs were able to provide an accurate solution for this problem. To further highlight the contribution of GB PINNs in this example, an ablation study was conducted. A vanilla PINNs approach, using a network structure of $(1, 100, 100, 100, 1)$ and 20,000 training steps, was used to solve the same problem. The resulting relative l^2 error was found to be 11%, as shown in Figure 2. Additional experiments including ablation studies and comparisons can be found in appendix 6.2.

Furthermore, we demonstrate the robustness of our algorithm against the choice of network structure and arrangement through this example. We solve the problem using a variety of networks, including $(1, 50, 1)$, $(1, 100, 1)$, $(1, 100, 100, 1)$, followed by a Fourier feature network $(1, 100, 100, 100, 1)$ with frequencies ranging from 1 to 10. The resulting relative l^2 error is around 1.1%, which is comparable to the previously mentioned result. It is possible that there exists a specific set of hyperparameters and configurations that would allow a single neural network to perfectly solve this problem. After all, by the universal approximation theorem [24], even a neural network with a simple structure possesses the ability to approximate a complicated function. However, the fine-tuning of hyperparameters is a common challenge in machine learning tasks and can consume significant computational resources. GB PINNs, on the other hand, do not require such fine-tuning as the multiple networks adjust the results automatically, ultimately saving effort and resources.

4.2 2D singular perturbation with boundary layers

In this example, we aim to solve the Eriksson-Johnson problem, which is a 2D convection-dominated diffusion equation. As previously noted in the literature, such as in [25], this problem necessitates the use of specialized finite element techniques in order to obtain accurate solutions, such as the Discontinuous Petrov Galerkin (DPG) finite element method.

Let $\Omega = (0, 1)^2$. The model problem is

$$\begin{aligned} -\varepsilon \Delta u + \frac{\partial u}{\partial x} &= 0 && \text{in } \Omega, \\ u &= u_0 && \text{on } \partial\Omega. \end{aligned}$$

The manufactured solution is

$$u(x, y) = \frac{e^{r_1(x-1)} - e^{r_2(x-1)}}{e^{-r_1} - e^{-r_2}} \sin(\pi y) \quad \text{with} \quad r_{1,2} = \frac{-1 \pm \sqrt{1 + 4\varepsilon^2\pi^2}}{-2\varepsilon}.$$

In this example, we set $\varepsilon = 10^{-3}$. To resolve this problem, we employ various neural network architectures, including $(2, 50, 1)$, $(2, 100, 1)$, $(2, 100, 100, 1)$, $(2, 100, 100, 100, 1)$, $(2, 100, 100, 1)$, and a Fourier feature network $(1, 100, 100, 1)$ with frequencies ranging from 1 to 50. For each iteration of our GB algorithm, we train for 20,000 steps. We set the weights in (3) as $\omega_e = 1$ and $\omega_b = 10,000$, respectively. The batch sizes for PDE residuals and boundaries are set at 10,000 and 50,00, respectively. The predicted solution is visualized in Figure 3. We can see that

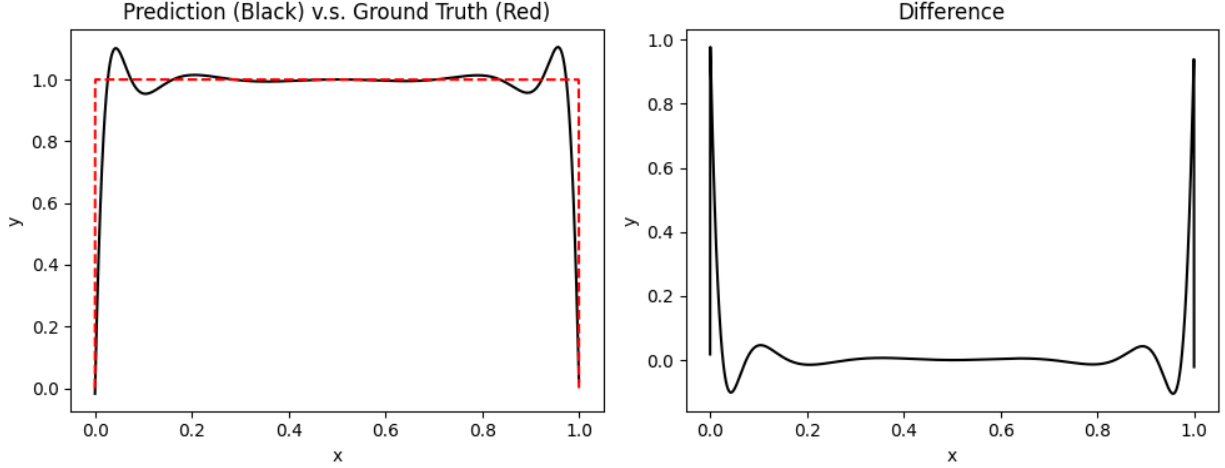


Figure 2: Prediction of singular perturbation problem by PINNs for ablation study, $\varepsilon = 10^{-4}$. Left: predicted solution (black) v.s. ground truth (red). Right: pointwise error.

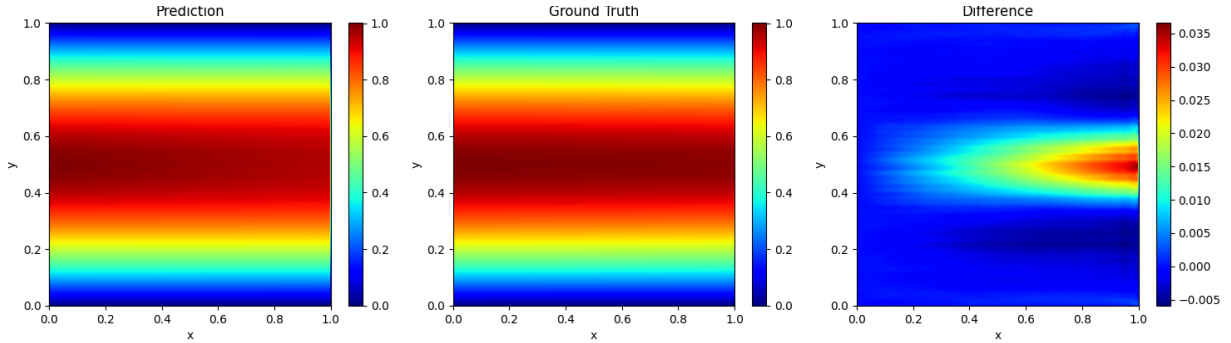


Figure 3: Prediction of 2D singular perturbation with boundary problem by GB PINNs, $\varepsilon = 10^{-3}$. Left: predicted solution. Middle: ground truth. Right: pointwise error.

our model prediction is in good agreement with the ground truth, with a relative l^2 error of 1.03%. Notably, there is a boundary layer present on the right side of the boundary ($x = 1$), which is not easily recognizable to the naked eye due to its thinness. However, GB PINNs are able to provide a reasonable degree of predictive accuracy even in this challenging scenario.

To further demonstrate the efficacy of our proposed method, we also attempted to solve this problem using a single fully connected neural network of architecture $(2, 100, 100, 100, 1)$, under the same hyperparameter settings as before. However, the resulting relative l^2 error was 57.7%. As can be seen in Figure 4, there is a significant discrepancy between the predicted solution and the reference solution. Additional experimental results, including an ablation study and comparisons, can be found in Appendix 6.2.

4.3 2D singular perturbation with an interior boundary layer

In this example, we address a 2D convection-dominated diffusion problem featuring curved streamlines and an interior boundary layer. The model problem is

$$\begin{aligned} -\varepsilon\Delta u + \beta \cdot \nabla u &= f && \text{in } \Omega, \\ u &= u_0 && \text{on } \partial\Omega, \end{aligned}$$

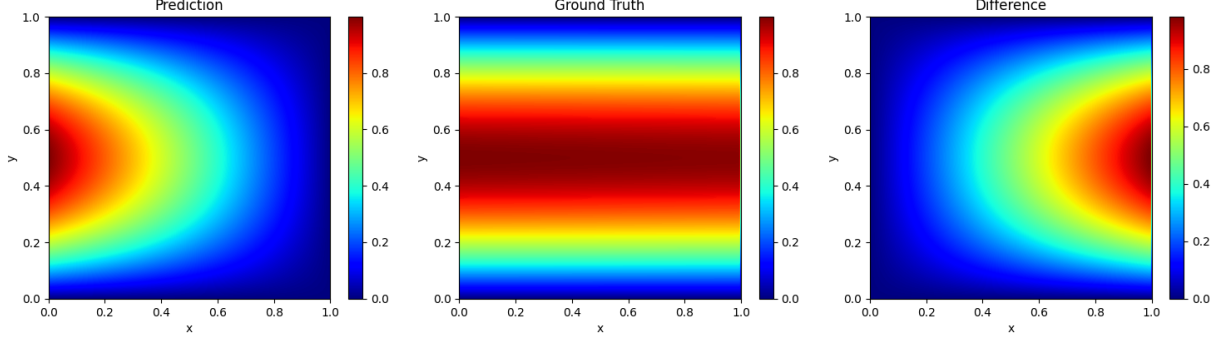


Figure 4: Prediction of 2D singular perturbation with boundary problem by PINNs, $\epsilon = 10^{-3}$. Left: predicted solution. Middle: ground truth. Right: pointwise error.

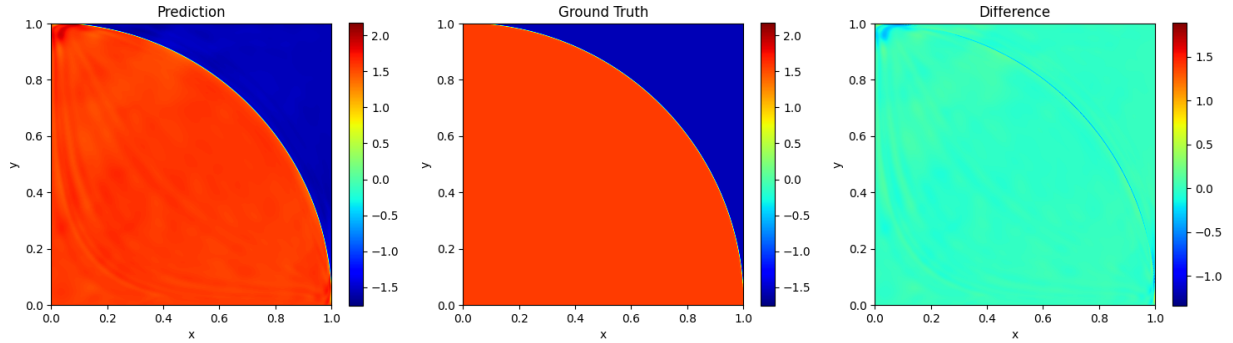


Figure 5: Prediction of 2D singular perturbation with interior boundary problem by GB PINNs, $\epsilon = 10^{-4}$. Left: predicted solution. Middle: ground truth. Right: pointwise error.

with $\beta = e^x(\sin(y), \cos(y))$ and f, u_0 are defined such that

$$u(x, y) = \arctan\left(\frac{1 - \sqrt{x^2 + y^2}}{\epsilon}\right).$$

This example has been solved by DPG finite element method in [25]. A specific value of $\epsilon = 10^{-4}$ was chosen for the purpose of this study. The neural network architectures employed include $(2, 200, 200, 200, 1)$, $(2, 100, 100, 100, 1)$, $(2, 100, 100, 1)$, and a Fourier feature network $(2, 50, 50, 1)$ with frequency ranging from 1 to 5. The weights for the loss function in (3) were set as $\omega_e = 1$ and $\omega_b = 10,000$, respectively. The batch size for the PDE residual and boundary were set to 10,000 and 5,000, respectively. The results of this study are shown in Figure 5 and exhibit a relative l^2 error of 3.37%.

As a part of an ablation study, we resolve this problem using a fully connected neural network architecture of $(2, 200, 200, 200, 1)$, while maintaining the other configurations as same as the previous experiment. The relative l^2 error obtained in this case is 16%. The predictions and the corresponding errors are depicted in Figure 6. Additional experiments pertaining to the ablation study and comparisons can be found in the appendix, section 6.2.

4.4 2D nonlinear reaction-diffusion equation

In this example, we investigate the solution of a time-dependent nonlinear reaction-diffusion equation. As demonstrated in [12], conventional PINNs have been shown to be inadequate in accurately learning the solution of such equations.

Let $\Omega = (0, 2\pi)$. The model problem is

$$\begin{aligned} \frac{\partial u}{\partial t} - 10 \frac{\partial^2 u}{\partial x^2} - 6u(1 - u) &= 0, \quad x \in \Omega, t \in (0, 1], \\ u(x, 0) &= h(x) \quad x \in \Omega, \end{aligned}$$

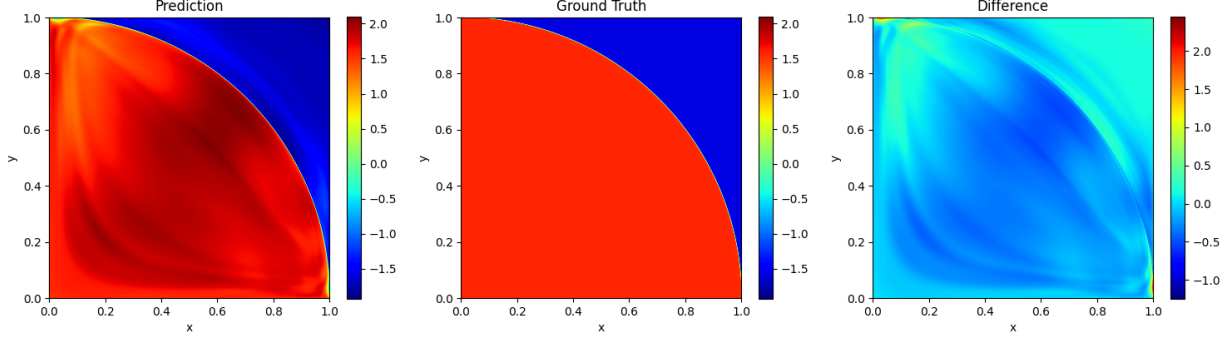


Figure 6: Prediction of 2D singular perturbation with interior boundary problem by PINNs, $\varepsilon = 10^{-4}$. Left: predicted solution. Middle: ground truth. Right: pointwise error.

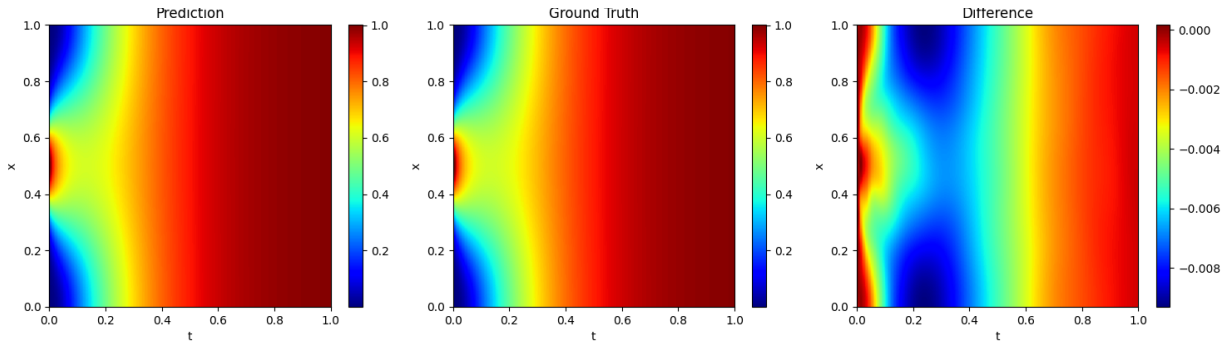


Figure 7: Prediction of nonlinear reaction-diffusion equation by GB PINNs. Left: predicted solution. Middle: ground truth. Right: pointwise error.

with periodic boundary conditions, where

$$h(x) = e^{-\frac{(x-\pi)^2}{2(\pi/4)^2}}.$$

In order to impose an exact periodic boundary condition, we use $(\sin(x), \cos(x))$ as the spatial input instead of x , while maintaining the temporal input unchanged. This eliminates the need for boundary loss. Additionally, we include an additional loss term for the initial condition in the loss function, equation (3). The neural network architecture utilized for this problem is $(2, 200, 200, 200, 1)$, $(2, 100, 100, 100, 1)$, $(2, 100, 100, 1)$. The weights for the PDE residual and initial condition loss are set to 1 and 1,000, respectively. The batch sizes for the PDE residual and initial condition loss are 20,000 and 1,000, respectively. We present our results in Figure 7. The relative l^2 error is 0.58%. As shown in [12], the relative error for traditional PINNs with $\rho = \nu = 5$ is 50%. A comparison between the exact solution and the PINNs' prediction can also be found in the figure.

In the aforementioned study, Krishnapriyan *et al.* [12] proposed a sequence-to-sequence learning approach to address this problem, achieving a relative l^2 error of 2.36% for $\rho = \nu = 5$. The method required training the neural network for 20 steps. In contrast, our approach, which was implemented with $\nu = 10$ and $\rho = 6$, a more challenging scenario, required training only three networks. Despite this, our method achieved an error rate that was approximately four times lower than that of the previous study. This represents a significant improvement.

5 Conclusion

In this paper, we propose a GB PINNs algorithm, which utilizes multiple neural networks in sequence to predict solutions of PDEs. The algorithm is straightforward to implement and does not require extensive fine-tuning of hyperparameters. Additionally, the method is flexible and can be easily integrated with other PINNs techniques. Our experimental results demonstrate its effectiveness in solving a wide range of intractable PDE problems.

However, it should be noted that the algorithm has some limitations. Firstly, it is not suitable for solving conservation laws with derivative blow-ups, such as the inviscid Burgers' equation and the Sod shock tube problem. This is due to the lack of sensitivity of these equations' solutions to PDE loss. The addition of more neural networks alone cannot overcome this issue. Secondly, the optimal combination of neural networks is not always clear, and the current experimental selection is mostly based on experience and prior estimation of the PDE problem. Further research into the theoretical and quantitative analysis of this method is an interesting direction for future work.

Acknowledgments

This was supported in part by the US Department of Energy (grant DE-SC0019116) and the Air Force Office of Scientific Research (grant FA9550-20-1-0060), and DOE-ARPA grant DE-AR0001201.

References

- [1] Maziar Raissi, Alireza Yazdani, and George Em Karniadakis. Hidden fluid mechanics: Learning velocity and pressure fields from flow visualizations. *Science*, 367(6481):1026–1030, 2020.
- [2] Luning Sun, Han Gao, Shaowu Pan, and Jian-Xun Wang. Surrogate modeling for fluid flows based on physics-constrained deep learning without simulation data. *Computer Methods in Applied Mechanics and Engineering*, 361:112732, 2020.
- [3] Francisco Sahli Costabal, Yibo Yang, Paris Perdikaris, Daniel E Hurtado, and Ellen Kuhl. Physics-informed neural networks for cardiac activation mapping. *Frontiers in Physics*, 8:42, 2020.
- [4] Georgios Kissas, Yibo Yang, Eileen Hwuang, Walter R Witschey, John A Detre, and Paris Perdikaris. Machine learning in cardiovascular flows modeling: Predicting arterial blood pressure from non-invasive 4d flow mri data using physics-informed neural networks. *Computer Methods in Applied Mechanics and Engineering*, 358:112623, 2020.
- [5] Zhiwei Fang and Justin Zhan. Deep physical informed neural networks for metamaterial design. *IEEE Access*, 8:24506–24513, 2019.
- [6] Dehao Liu and Yan Wang. Multi-fidelity physics-constrained neural network and its application in materials modeling. *Journal of Mechanical Design*, 141(12), 2019.
- [7] Alexandre M Tartakovsky, C Ortiz Marrero, Paris Perdikaris, Guzel D Tartakovsky, and David Barajas-Solano. Physics-informed deep neural networks for learning parameters and constitutive relationships in subsurface flow problems. *Water Resources Research*, 56(5):e2019WR026731, 2020.
- [8] Yeonjong Shin, Jerome Darbon, and George Em Karniadakis. On the convergence of physics informed neural networks for linear second-order elliptic and parabolic type pdes. *arXiv preprint arXiv:2004.01806*, 2020.
- [9] Matthew Tancik, Pratul Srinivasan, Ben Mildenhall, Sara Fridovich-Keil, Nithin Raghavan, Utkarsh Singhal, Ravi Ramamoorthi, Jonathan Barron, and Ren Ng. Fourier features let networks learn high frequency functions in low dimensional domains. *Advances in Neural Information Processing Systems*, 33:7537–7547, 2020.
- [10] Olga Fuks and Hamdi A Tchelepi. Limitations of physics informed machine learning for nonlinear two-phase transport in porous media. *Journal of Machine Learning for Modeling and Computing*, 1(1), 2020.
- [11] Maziar Raissi. Deep hidden physics models: Deep learning of nonlinear partial differential equations. *The Journal of Machine Learning Research*, 19(1):932–955, 2018.
- [12] Aditi Krishnapriyan, Amir Gholami, Shandian Zhe, Robert Kirby, and Michael W Mahoney. Characterizing possible failure modes in physics-informed neural networks. *Advances in Neural Information Processing Systems*, 34:26548–26560, 2021.
- [13] Sifan Wang, Xinling Yu, and Paris Perdikaris. When and why pinns fail to train: A neural tangent kernel perspective. *Journal of Computational Physics*, 449:110768, 2022.
- [14] Sifan Wang, Yujun Teng, and Paris Perdikaris. Understanding and mitigating gradient flow pathologies in physics-informed neural networks. *SIAM Journal on Scientific Computing*, 43(5):A3055–A3081, 2021.
- [15] David Opitz and Richard Maclin. Popular ensemble methods: An empirical study. *Journal of artificial intelligence research*, 11:169–198, 1999.
- [16] Yanru Zhang and Ali Haghani. A gradient boosting method to improve travel time prediction. *Transportation Research Part C: Emerging Technologies*, 58:308–324, 2015.

- [17] Aurélien Callens, Denis Morichon, Stéphane Abadie, Matthias Delpy, and Benoit Liquet. Using random forest and gradient boosting trees to improve wave forecast at a specific location. *Applied Ocean Research*, 104:102339, 2020.
- [18] Jerome H Friedman. Stochastic gradient boosting. *Computational statistics & data analysis*, 38(4):367–378, 2002.
- [19] Guolin Ke, Qi Meng, Thomas Finley, Taifeng Wang, Wei Chen, Weidong Ma, Qiwei Ye, and Tie-Yan Liu. Lightgbm: A highly efficient gradient boosting decision tree. *Advances in neural information processing systems*, 30, 2017.
- [20] Atilim Gunes Baydin, Barak A Pearlmutter, Alexey Andreyevich Radul, and Jeffrey Mark Siskind. Automatic differentiation in machine learning: a survey. *Journal of Machine Learning Research*, 18:1–43, 2018.
- [21] Trevor Hastie, Robert Tibshirani, Jerome H Friedman, and Jerome H Friedman. *The elements of statistical learning: data mining, inference, and prediction*, volume 2. Springer, 2009.
- [22] Oliver Hennigh, Susheela Narasimhan, Mohammad Amin Nabian, Akshay Subramaniam, Kaustubh Tangsali, Zhiwei Fang, Max Rietmann, Wonmin Byeon, and Sanjay Choudhry. Nvidia simnet™: An ai-accelerated multi-physics simulation framework. In *International Conference on Computational Science*, pages 447–461. Springer, 2021.
- [23] Maziar Raissi, Paris Perdikaris, and George E Karniadakis. Physics-informed neural networks: A deep learning framework for solving forward and inverse problems involving nonlinear partial differential equations. *Journal of Computational physics*, 378:686–707, 2019.
- [24] Kurt Hornik, Maxwell Stinchcombe, and Halbert White. Multilayer feedforward networks are universal approximators. *Neural networks*, 2(5):359–366, 1989.
- [25] Leszek Demkowicz and Norbert Heuer. Robust dpq method for convection-dominated diffusion problems. *SIAM Journal on Numerical Analysis*, 51(5):2514–2537, 2013.

6 Appendix

6.1 Fourier features networks

In this subsection, we present the Fourier feature network structure that we employed in our experiments. For a more in-depth explanation of Fourier features, please refer to Tancik *et. al.* [9].

Given an input $\mathbf{x} \in \mathbb{R}^{N \times d}$ for the neural network, where N is the batch size and d is the number of features, we encode it as $\mathbf{v} = \gamma(\mathbf{x}) = [\cos(2\pi\mathbf{x}\mathbf{B}), \sin(2\pi\mathbf{x}\mathbf{B})] \in \mathbb{R}^{N \times 2m}$, where $\mathbf{B} \in \mathbb{R}^{d \times m}$, and m is half of the output dimension of this layer. The encoded input \mathbf{v} is then passed as input to the subsequent hidden layers, while the rest of the neural network architecture remains the same as in a traditional MLP. Different choices of \mathbf{B} result in different types of Fourier features.

In our experiment, we utilized the axis Fourier feature. We first selected a range of integers as our frequencies and denoted them as $\mathbf{f} = (f_0, f_1, \dots, f_p) \in \mathbb{R}^p$. We then constructed a block matrix $\mathbf{B} = [\mathbf{F}_0, \mathbf{F}_1, \dots, \mathbf{F}_p] \in \mathbb{R}^{d \times dp}$, where \mathbf{F}_i is a diagonal matrix with all of its diagonal elements set to f_i . This results in the desired matrix $\mathbf{B} \in \mathbb{R}^{d \times dp}$, and $dp = m$ is half of the output dimension for this layer.

6.2 Additional ablation study results

In this subsection, we present additional experiments to demonstrate the relative l^2 error for various neural network selections. The objective of these experiments is to demonstrate the following:

1. The use of GB PINNs can significantly improve the accuracy of a single neural network.
2. The method is relatively insensitive to the selection of neural networks, as long as the spectral and capacity are sufficient.

In order to simplify the presentation, we will only display the hidden layers of fully-connected neural networks and utilize the list notation in Python. For instance, `[50] * 3` represents three hidden layers, each containing 50 neurons. The input and output layers are implied by context and not explicitly shown. For Fourier feature neural networks, we denote them using the notation F_k , where k represents the range of frequencies used (e.g., `F10[100] * 2` denotes a Fourier feature neural network with frequencies ranging from 1 to 10, and two hidden layers with 100 neurons each). In the

Table 2: Ablation study for 1D singular perturbation

Neural network structures	Relative l^2 error
[50], [100]	31.36%
[50], [100], [100] * 2	11.05%
[50], [100], [100] * 2, [100] * 3	10.79%
[50], [100], [100] * 2, [100] * 3, [100] * 2, F_{10} [50] * 2	0.85%
[50], [100], [100] * 2, F_{10} [100] * 3	1.1%
[512] * 6	15.16%
F_{10} [50] * 2	1.27%
[50], [100], [100] * 2, [100] * 3, F_{10} [50] * 2	0.43%

Table 3: Ablation study for 2D singular perturbation with boundary layers

Neural network structures	Relative l^2 error
[50], [100]	61.56%
[50], [100], [100] * 2	57.01%
[50], [100], [100] * 2, [100] * 3	57.25%
[50], [100], [100] * 2, [100] * 3, [100] * 2	57.23%
[50], [100], [100] * 2, F_{50} [100] * 2	2.67%
[50], [100], [100] * 2, [100] * 3, [100] * 2, F_{50} [100] * 2	1.03%

case of the 2D nonlinear reaction-diffusion equation problem, we use the prefix P to indicate the use of a periodic fully-connected neural network. The weight for each study is set to 2^{-n} , where n is the index of the neural network.

In order to facilitate clear comparisons, the reported results will be presented in the last line of the following tables.

Table 4: Ablation study for 2D singular perturbation with an interior boundary layer

Neural network structures	Relative l^2 error
[200] * 3, [100] * 3, [100] * 2	8.69%
[200] * 3, [100] * 3, F_5 [50] * 2	6.46%
[200] * 3, [100] * 3, [100] * 2, F_5 [50] * 2, [100] * 3	6.03%
[200] * 3, [100] * 3, [100] * 2, F_5 [50] * 2	3.37%

Table 5: Ablation study for 2D nonlinear reaction-diffusion equation

Neural network structures	Relative l^2 error
$P[200] * 3$	1.18%
$P[200] * 3, P[100] * 3$	1.18%
$P[200] * 3, P[100] * 3, P[100] * 2, P[100] * 3$	0.59%
$P[200] * 3, P[100] * 3, P[100] * 2$	0.58%