

Multi-Agent Reinforcement Learning with Common Policy for Antenna Tilt Optimization

Adriano Mendo, Jose Outes-Carnero, Yak Ng-Molina and Juan Ramiro-Moreno

Abstract—This paper proposes a method for wireless network optimization applicable to tuning cell parameters that impact the performance of the adjusted cell and the surrounding neighboring cells. The method relies on multiple reinforcement learning agents that share a common policy and include information from neighboring cells in the state and reward. In order not to impair network performance during the first steps of learning, agents are pre-trained during an earlier phase of offline learning, in which an initial policy is obtained using feedback from a static network simulator and considering a wide variety of scenarios. Finally, agents can wisely tune the cell parameters of a test network by suggesting small incremental changes to slowly steer the network toward an optimal configuration. Agents propose optimal changes using the experience gained with the simulator in the pre-training phase, but also continue to learn from current network readings after each change. The results show how the proposed approach significantly improves the performance gains already provided by expert system-based methods when applied to remote antenna tilt optimization. Additional gains are also seen when comparing the proposed approach with a similar method in which the state and reward do not include information from neighboring cells.

Index Terms—Reinforcement learning, tilt optimization, AI, deep neural network.

I. INTRODUCTION

WIRELESS networks are complex systems, where modification of certain cell parameters may not only affect the performance in that specific cell but also in the surrounding cells. Finding an optimal configuration of this kind of parameter might be therefore considered a challenging optimization problem. Examples of these parameters are:

- Remote Electrical Tilt (RET): Defines the angular elevation of a cell antenna, with the advantage that it can be modified through a remote terminal. Adjusting the RET value may improve the Downlink (DL) Signal to Interference plus Noise Ratio (SINR) in the cell being modified, but at the same time might degrade the SINR of surrounding cells and vice versa.
- P0 nominal Physical Uplink Shared Channel (PUSCH): Defines the target power per resource block (RB) that the cell expects in the Uplink (UL), i.e., the communication from the User Equipment (UE) to the Base Station (BS). By increasing it, the UL SINR in the cell under modification increases but, at the same time, the UL SINR in the surrounding cells may decrease, and vice versa.

Therefore, there is a clear trade-off between the performance of the modified cell and that of the surrounding cells. This trade-off is not easy to estimate, since it varies on a

case-by-case basis. The objective is to optimize the global performance of the network by modifying the RET on a per-cell basis. In computational complexity theory, this kind of problem is considered as Non-Polynomial Hard to resolve (NP-hard). There are many studies available in the literature on this topic. One of the most common approaches to solving this problem is the use of a control system based on rules defined by an expert. In [1] a fuzzy rule-based solution is described for RET optimization. With the explosion of Artificial Intelligence (AI), Reinforcement Learning (RL) has become a very popular method for solving problems in diverse fields, e.g., autonomous vehicle driving [2], gaming and puzzle resolution [3], and stock trading [4]. Wireless network optimization has also become an attractive field of application, including the particular problem of antenna tilt optimization. In [5] a single RL agent for the entire network is proposed, which is no longer valid if new cells are added to the cluster or if some cells become temporarily unavailable. Multi-agent RL (MARL) systems, such as those described by [6] and [7], in which each agent acts upon a single cell, perform better in terms of knowledge transfer. In [8] a combination between multi-agent systems and single-distributed agents is introduced. However, MARL scenarios are difficult to train because it is necessary to also handle the interaction between individual agents. In [9] a fuzzy system is included as a continuous/discrete converter before an RL agent based on tabular records. Nowadays, there are more efficient ways to handle continuous states, like, e.g., using neural networks. In some cases, as in [8], the action of the agent produces the final parameter value to apply. However, RL techniques tend to work better in an incremental fashion, in which the parameter is changed iteratively in small steps, limiting the negative impact of inaccurate reward estimations. A formulation to learn a policy for RET optimization completely offline from real-world network data is successfully applied in [10], although the performance of off-policy learning is highly sensitive to data quality and variability. In [11] a method is proposed based on fuzzy logic combined with a neural network that considers the impact on neighboring cells. In this study, the observation space is quite narrow, which limits the proposal to the particular ideal homogeneous network where it is trained. This paper introduces an alternative RL approach that addresses all the issues mentioned above.

The rest of the paper is organized as follows. Section II describes the basic concepts of RL. Section III reveals the proposed approach for parameter optimization based on RL. Section IV describes the methodology used to generate the results. Results are presented and discussed in Section V. Concluding remarks are summarized in Section VI.

Adriano Mendo, Jose Outes-Carnero, Yak Ng-Molina and Juan Ramiro-Moreno are with Cloud and Software Services at Ericsson, 29590 Malaga, Spain (e-mail: {adriano.mendo, jose.outes, yak.ng.molina, juan.ramiro}@ericsson.com).

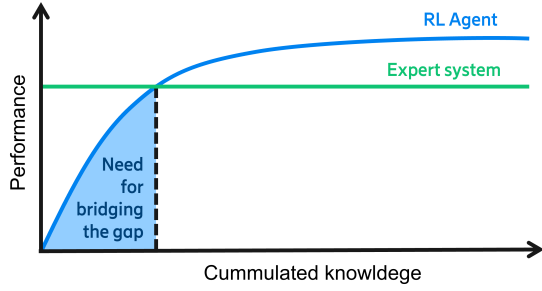


Fig. 1. Expected performance evolution of an RL agent and an expert system.

II. REINFORCEMENT LEARNING OVERVIEW

RL is a machine learning discipline in which an agent accumulates knowledge about the dynamics of an environment through interactions, with the overall goal of maximizing some notion of cumulative reward. The focus is on finding a balance between the exploration of uncharted territory and the exploitation of current knowledge. Basic RL problems are modeled as a Markov decision process, in which an RL agent (e.g., a network optimizer) interacts with its environment (e.g., the wireless network) in discrete time steps. At each time t , the agent receives an observation, which includes the reward R_t and the state S_t [12]. Depending on the current state S_t , the agent chooses an action A_t from the set of available actions (e.g., parameter changes), which is subsequently applied to the environment. The environment then transitions to a new state S_{t+1} and provides a reward R_{t+1} associated with the transition. The goal of an RL agent is to maximize current and future rewards. The selection of actions by the agent is modeled as a map called policy. The policy map gives the probability of selecting an action A_t when the environment is in state S_t . An example of a policy is epsilon-greedy [12], where the action with the highest expected reward is selected with probability $1 - \epsilon$, and a random action is selected with probability ϵ , which is the exploration rate. The concept of discount rate is introduced in many fora to consider the relative impact of future rewards. A discount rate of zero is assumed in this paper, due to the nature of the problem to resolve, in which higher future rewards at the expense of negative or sub-optimal immediate rewards are not acceptable. This research uses an off-policy RL method called Q-learning [12].

III. PROPOSED OPTIMIZATION METHOD BASED ON REINFORCEMENT LEARNING

A. Problem Formulation

This paper focuses on cellular network optimization problems in which modifying a network parameter in a single cell affects the performance of that particular cell but also the performance of the surrounding cells. The study focuses on the case of the RET parameter.

B. Proposed solution

Policies remain constant in expert systems, which means policies are not improved as expert systems interact with the environment. An RL agent needs to explore the environment

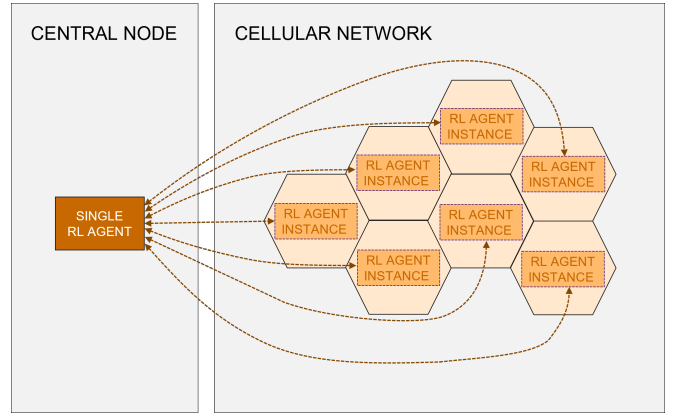


Fig. 2. Multiple instances of a unique RL agent.

but can eventually outperform any agent defined by an expert in terms of achieved performance, as shown in Fig. 1. An offline agent initialization phase can avoid the initial training phase in the network to optimize, and its corresponding risk of network degradation.

This paper proposes a MARL approach with one agent per cell, where all agents share a common policy. As a consequence, any lessons learned based on rewards obtained from one cell are immediately available in the common policy for the rest of the cells. The agents implement Q-learning with a Deep Neural Network (DNN) and Experience Replay (ER) [13]. A common policy is obtained by making the agents share the same DNN, which is trained with the experiences collected by all cells. The proposed approach can also be perceived as using multiple instances (one per cell) of a unique RL agent. This conceptual vision is illustrated in Fig. 2, where the single RL agent periodically updates the policy based on the observations collected by the multiple instances. The multiple instances receive the new policy after every update.

A static network simulator is used to pre-train the DNN during the initialization phase, as proposed in [14]. A simulator can provide enough training data variability by just sweeping the required ranges of network configuration parameters. Agents with this same DNN are used to interact with the network to optimize once pre-trained.

The agents steer the cell parameters toward the optimal global solution thanks to suggesting small incremental changes. The use of small incremental changes limits the negative impact caused by errors in reward estimations learned from the training network simulations.

In order to control the interaction between agents, they have visibility of the cell and its surrounding cells in the definition of state and reward. Next, the proposed definitions of state, reward, and action are presented for the particular case of RET optimization of non-active antennas.

1) *State Definition:* In this study, the following configuration parameters and Key Performance Indicators (KPI) have been selected to determine the state of a cell in the RL scheme at every iteration period t :

- Configuration parameters: antenna height, RET, mechanical tilt, carrier frequency, and average distance to the five closest eNodeBs.
- KPIs synthesized from Cell Traffic Recordings (CTR) as defined in [1]: cell overshooting, useless high-level




Fig. 3. Topology of the scenario used during the training phase.

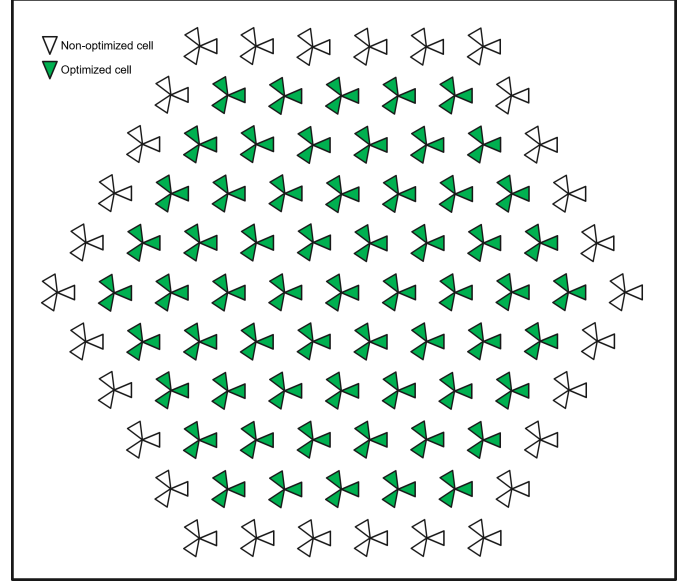


Fig. 4. Topology of the scenario used during the test phase.

cell overlapping, and bad coverage. The state also includes congestion level, average congestion at the closest cells weighted by their overlapping factor with respect to the studied cell, and an interference indicator, computed as the ratio of traffic in which the RSRP of the second strongest neighbor is higher than a threshold with respect to the best server. The overlapping factor between a first cell and a second cell can be obtained as the periodicity in which both cells are reported simultaneously by the same UE in CTR, provided that the first cell is the serving cell.

2) *Reward Definition:* The reward at instant $t + 1$ after a cell parameter update is defined as the relative performance gain after the change, i.e.,

$$R_{t+1} = 1000 \cdot \frac{RM_{t+1} - RM_t}{RM_t}, \quad (1)$$

where RM_{t+1} is the reward metric at instant $t + 1$ (right after the parameter update), and RM_t is the reward metric at instant t (right before the parameter update). This relative definition of the reward improves learning compared to a definition based on absolute values since positive rewards imply a gain, while negative rewards imply a loss. The factor 1000 moves the reward values into a scale that facilitates convergence when using a learning rate of 0.001. The reward metric at instant t is computed as

$$RM_t = 1 + \frac{GT_t + GT_t^{neigh} - CR_t - CR_t^{neigh}}{2}, \quad (2)$$

where GT_t and CR_t are the good traffic and the congestion rate at the cell at instant t , respectively, and GT_t^{neigh} and CR_t^{neigh} are the average good traffic and congestion rate measured at instant t at the closest neighboring cells, weighted by their overlapping factor with respect to the studied cell. Good traffic is defined as the ratio of traffic with good coverage and good quality with respect to the total traffic. Good coverage means having reference signal received power (RSRP) over a predefined threshold. Good quality means having DL SINR over a predefined threshold.

3) *Action Definition:* This optimization process follows an iterative approach, in which the parameters are not updated with the final value in one single step, but just with a relative increment with respect to the current value. Three actions are possible: keep the current value, increase it by a fixed amount, or decrease it by a fixed amount. A fixed increment of 1 degree is used in this study. A small increment limits the reward estimation error and the negative impact in case of a wrong decision.

IV. VALIDATION METHODOLOGY

A. Simulator

A proprietary static Monte Carlo simulator has been used to train the agents during the pre-training phase. A large variety of scenarios is considered during this initial phase. In this phase, changes are applied to the training networks, avoiding impacting the test network, which plays the role of the network to optimize. In order to test the performance of the pre-trained agents, the test network has also been simulated, although its topology is different from the one used in the training phase. The regular topology with 2 cell rings shown in Fig. 3 has been used during the training phase, consisting of 19 sites with 3 cells per site (i.e., 57 cells). Users are generated following a uniform spatial distribution in the network area. All cells operate on a common single-carrier frequency. The test phase has been carried out on a similar but larger regular scenario, consisting of 5 rings, which contain 91 sites (i.e., 273 cells), as displayed in Fig. 4. Table I lists the most relevant network simulation parameters used during the training and test phases. Note that $U(A, B)$ is a discrete uniform distribution in the range $[A, B]$ with step 1. No exploration is carried out during the test phase.

B. Optimization Process

The agents are initially pre-trained offline with 500 independent episodes. Each episode simulates a 20-step optimization campaign, in which the RET of the 21 cells in the inner ring are considered for optimization (see Fig. 3).

TABLE I
MAIN SIMULATION PARAMETERS AT THE TRAINING AND TEST PHASES.

Parameter	Value
Electrical tilt for optimized cells	U(0, 15) deg
Electrical tilt for non-optimized cells	U(4, 6) deg
Mechanical tilt range	U(0, 4) deg
Antenna height	U(16, 32) m
Inter-site distance	1500 m
Carrier frequency	806 MHz
Offered traffic (average per cell)	U(1, 9) Mbps
Good coverage threshold	-100.8 dBm
Good quality threshold	5 dB

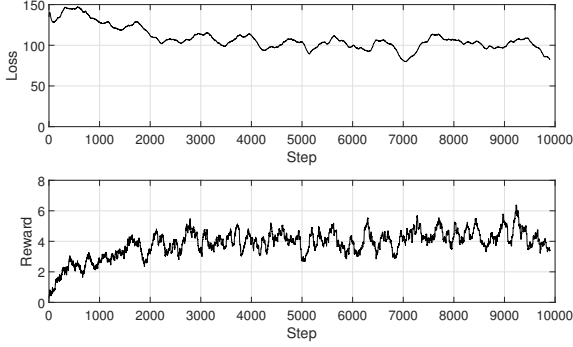


Fig. 5. Average loss and reward during the pre-training phase.

The remaining 36 cells in the outer ring keep constant RETs throughout the same episode. These parameters are randomly reset at the beginning of every episode: inter-site distance, mechanical tilt, RET, antenna height, frequency, and offered traffic volume. Mechanical tilt, RET, and antenna height can be different for different cells. During each step of each episode, one of these three possible actions is applied to the RETs of the optimized cells: keep the same value, increase by 1 degree, or decrease by 1 degree. Fig. 5 shows the evolution of the loss and the reward during the training phase averaged over a 100-step window so that it is possible to appreciate the long-term trend. The loss function is the mean squared reward estimation error. After the initial learning phase, the agent is tested on 300 additional independent episodes of a larger scenario with a regular topology where 183 out of 273 cells are optimized (see Fig. 4). To quantify the benefit of including neighbor information, a modified version of the RL agents that excludes the neighbor information from reward and state has also been implemented, pre-trained, and tested on the same 300 episodes. Additionally, the algorithm in [1], henceforth referred to as the expert system, has also been implemented to provide results on the same 300 episodes for benchmarking purposes.

C. Evaluation Metric

The metrics to measure the gain per episode are good traffic improvement, good coverage traffic improvement, good quality traffic improvement, and congestion improvement. The gains per episode are calculated as the relative improvement at the end of an episode compared to the baseline value at the beginning of the same episode.

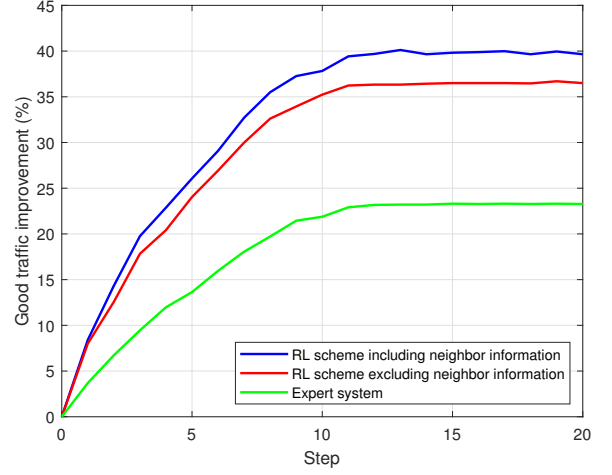


Fig. 6. Evolution of average good traffic improvement in a single episode.

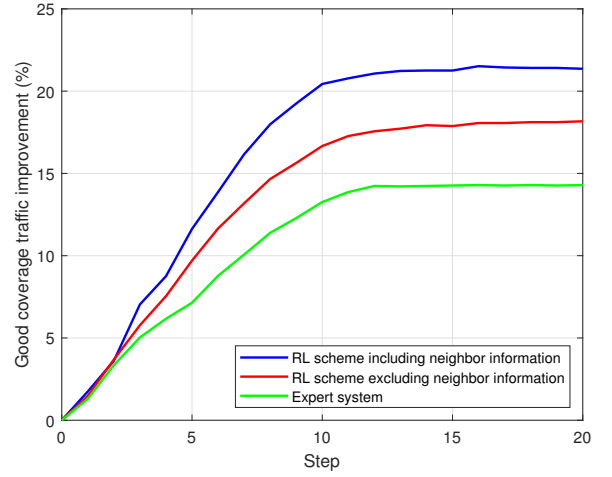


Fig. 7. Evolution of average good coverage traffic improvement in a single episode.

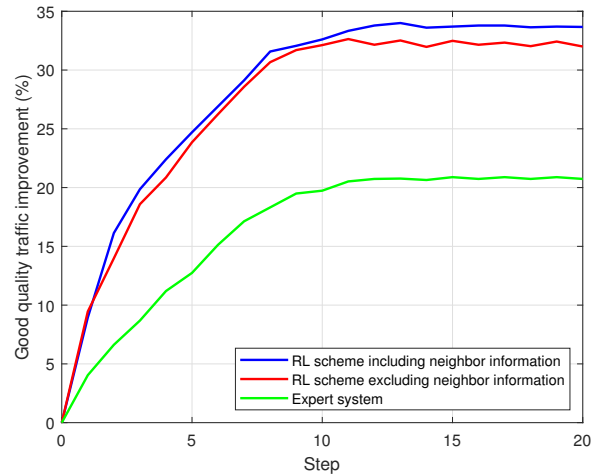


Fig. 8. Evolution of average good quality traffic improvement in a single episode.

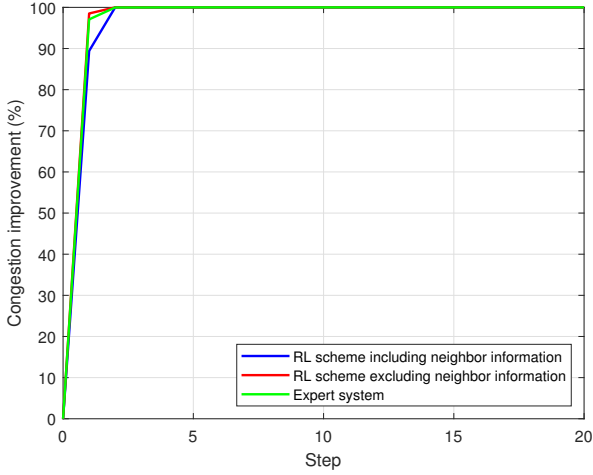


Fig. 9. Evolution of average congestion improvement in a single episode.

V. SIMULATION RESULTS

A. Single Episode

Fig. 6 compares the progress of the average good traffic improvement per step when optimizing the same particular episode with pre-trained RL agents with and without neighbor information, and with the expert system. Step zero represents the baseline configuration. Notice how the RL agents provide a higher improvement from the very first step up to the last step of the episode, where much higher good traffic improvement is obtained than with the expert system, especially when the RL agents include neighbor information. This is a symptom that the offline pre-training circumvented the impact of the initial erratic behavior of RL systems. This comparison repeats in Figures 7 and 8 for the case of the coverage and the quality improvements, respectively. A higher quality improvement is also appreciable from the first step when using the RL agents as compared with the expert system. However, the consideration of neighbor information is not so significant as when evaluating the coverage improvement. Fig. 9 shows how the congestion improvement reaches 100% at the second step with all methods. A congestion improvement of 100% means that the cells have reduced the congestion to zero. Notice that these results were obtained for a single episode as an illustrative example, and are not enough yet to reach conclusions. For that purpose, the experiment was repeated for a larger number of episodes to provide sufficient statistical relevance.

B. Multiple Episodes

The pre-trained RL agents and the expert system have been tested on 300 additional independent episodes, as described in Section IV-B. As for the case of the single episode, the results for the multiple episode case are shown in Figures 10-12 as the evolution of good traffic improvement, coverage improvement, and quality improvement, respectively, with the number of steps. In this case, the improvements per step are computed as the average values over the 300 episodes, but additional information is graphically provided about the distribution of the gain in terms of the first and third quartiles. The findings are similar to the single-episode case:

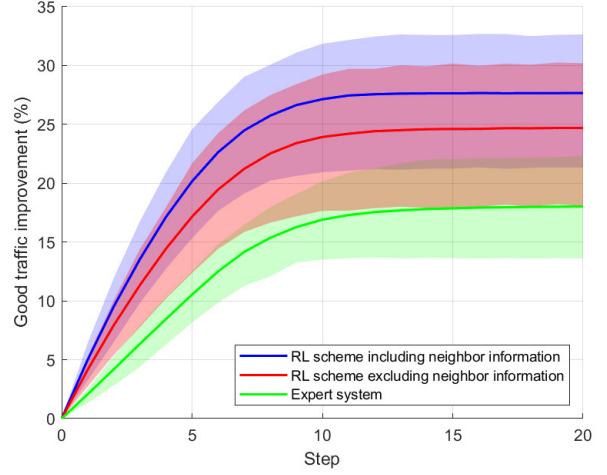


Fig. 10. Evolution of good traffic improvement over 300 independent episodes. The solid lines represent the average values over 300 episodes and the shaded areas are the confidence intervals delimited by the first and third quartiles.

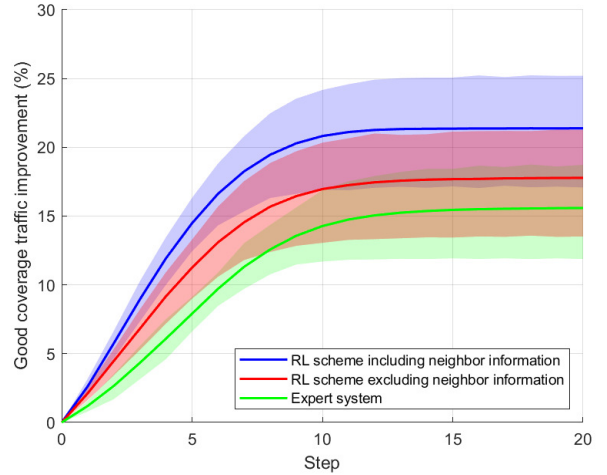


Fig. 11. Evolution of good coverage traffic improvement over 300 independent episodes. The solid lines represent the average values over 300 episodes and the shaded areas are the confidence intervals delimited by the first and third quartiles.

- Our RL agent provides significantly higher good traffic improvement than the expert system.
- An additional gain is provided by the RL agent when the state and reward definitions include information from neighboring cells, which is especially appreciated in the coverage improvement.

A comparison of the average gains provided by the different studied schemes after the 20 steps of every episode is available in Table II. On average, the proposed RL approach yields a 53.5% higher gain than the expert system in terms of good traffic improvement and a 12.0% higher gain than the same approach when excluding neighbor information. Another relevant finding is that the proposed RL approach with neighbor information yields a 20.2% higher coverage gain than the same approach without neighbor information, although the quality gain is only 2.7% higher. A possible reason for the high performance of the RL scheme that excludes neighbor information on the quality improvement

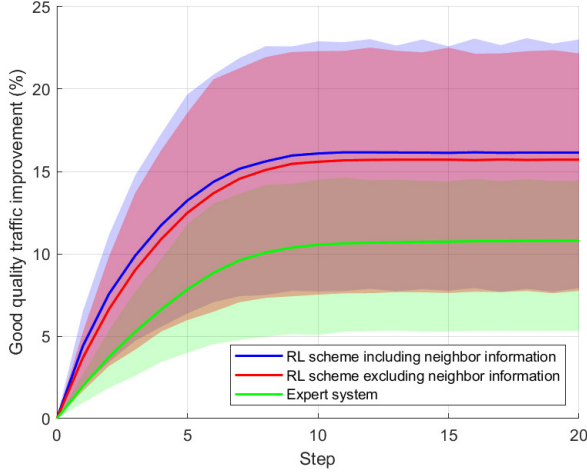


Fig. 12. Evolution of good quality traffic improvement over 300 independent episodes. The solid lines represent the average values over 300 episodes and the shaded areas are the confidence intervals delimited by the first and third quartiles.

TABLE II
AVERAGE FINAL GAINS OVER 300 INDEPENDENT EPISODES.

KPI	ES	RLEN	RLIN
Good traffic improvement (%)	18.0	24.7	27.6
Good coverage traffic improvement (%)	15.6	17.8	21.4
Good quality traffic improvement (%)	10.8	15.7	16.1

ES: Expert system
RLEN: RL scheme excluding neighbor information
RLIN: RL scheme including neighbor information

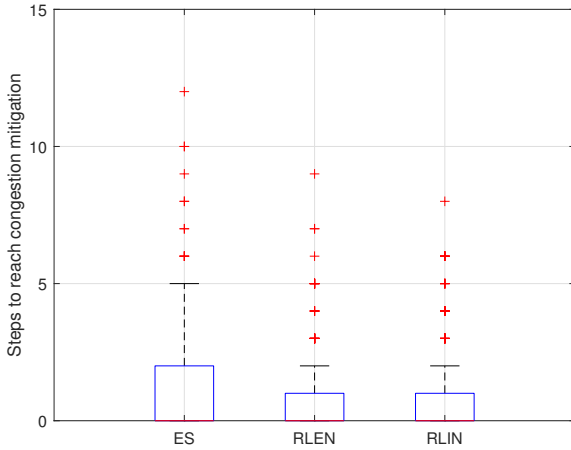


Fig. 13. Box plots representing the distribution of the number of steps to reach congestion mitigation over 300 independent episodes.

is that this KPI depends on the SINR, which includes information (interference) from neighboring cells.

Congestion improvement always reaches 100% with all methods, which means that all agents can mitigate the congestion. For this reason, rather than looking at the evolution of the average congestion gain, we consider it more insightful to compare the number of steps each method needs to achieve congestion mitigation. Fig. 13 displays the distribution of the required steps to reach congestion mitigation for each optimization approach using box plots. The red line repre-

sents the median, which is zero with all methods because congestion appears in less than 50% of baselines. Notice how, apart from providing significantly higher good traffic improvement, the methods based on RL can mitigate the congestion faster: on average, the expert system uses 1.23 steps, whereas the RL methods need 0.88 and 0.90 steps with and without neighbor information, respectively.

VI. CONCLUSION

A new approach has been proposed to optimize cell parameters in a wireless network based on MARL, which considers the impact on the cell under study, but also on its neighboring cells. A unique common policy facilitates the immediate sharing of exploration outcomes with the rest of the cells, thereby accelerating the learning phase. It also facilitates knowledge sharing when adding new cells. Using a simulator for offline pre-training avoids harming the network to optimize in the initial stages of the learning process, where an untrained agent would exhibit erratic behavior. The agent can continue learning once connected to the network to optimize. Simulation results show a significantly higher gain, as compared to an existing expert system in terms of good traffic, which implies coverage increase and interference reduction. Although both methods can mitigate the congestion, the proposed approach does it in fewer steps. Finally, considering neighbor information in the state and reward guarantees significant extra gain, especially in terms of coverage.

REFERENCES

- [1] V. Buenestado, M. Toril, S. Luna-Ramírez, J. M. Ruiz-Avilés, and A. Mendo, "Self-tuning of remote electrical tilts based on call traces for coverage and capacity optimization in LTE," *IEEE Transactions on Vehicular Technology*, vol. 66, no. 5, pp. 4315–4326, 2017.
- [2] M. Rhazzaf and T. Masrour, "Smart autonomous vehicles in high dimensional warehouses using deep reinforcement learning approach," *Engineering Letters*, vol. 29, no. 1, 2021.
- [3] K. Hukmani, S. Kolekar, and S. Vobugari, "Solving twisty puzzles using parallel q-learning," *Engineering Letters*, vol. 29, no. 4, 2021.
- [4] Y. Li and Y. Chen, "Enhancing a stock timing strategy by reinforcement learning," *IAENG International Journal of Computer Science*, vol. 48, no. 4, 2021.
- [5] F. B. Mismar, J. Choi, and B. L. Evans, "A framework for automated cellular network tuning with reinforcement learning," *IEEE Transactions on Communications*, vol. 67, no. 10, pp. 7152–7167, 2019.
- [6] W. Guo, S. Wang, Y. Wu, J. Rigelsford, X. Chu, and T. O'Farrell, "Spectral- and energy-efficient antenna tilting in a hetnet using reinforcement learning," in *2013 IEEE Wireless Communications and Networking Conference (WCNC)*, 2013, pp. 767–772.
- [7] G. Koudouridis, "Method and apparatus of communications, International Patent WO2012072445A1," World Patent WO2012072445A1, Jun. 7, 2012. [Online]. Available: <https://patents.google.com/patent/WO2012072445A1>
- [8] E. Balevi and J. G. Andrews, "Online antenna tuning in heterogeneous cellular networks with deep reinforcement learning," *IEEE Transactions on Cognitive Communications and Networking*, vol. 5, no. 4, pp. 1113–1124, 2019.
- [9] R. Razavi, S. Klein, and H. Claussen, "Self-optimization of capacity and coverage in LTE networks using a fuzzy reinforcement learning approach," in *21st Annual IEEE International Symposium on Personal, Indoor and Mobile Radio Communications*, 2010, pp. 1865–1870.
- [10] F. Vannella, J. Jeong, and A. Proutiere, "Off-policy learning for remote electrical tilt optimization," in *2020 IEEE 92nd Vehicular Technology Conference (VTC2020-Fall)*, 2020, pp. 1–5.
- [11] S. Fan, H. Tian, and C. Sengul, "Self-optimization of coverage and capacity based on a fuzzy neural network with cooperative reinforcement learning," *EURASIP Journal on Wireless Communications and Networking*, vol. 2014, no. 1, pp. 1–14, 2014.
- [12] R. S. Sutton and A. G. Barto, *Reinforcement Learning: An Introduction*, 2nd ed. The MIT Press, 2018.

- [13] L.-J. Lin, "Self-improving reactive agents based on reinforcement learning, planning and teaching," *Machine learning*, vol. 8, no. 3-4, pp. 293–321, 1992.
- [14] Ericsson AB, "AI: Enhancing customer experience in a complex 5G world," pp. 26–28, June 2021, [Online]. Available: ericsson.com/4a03c2/assets/local/mobility-report/documents/2021/june-2021-ericsson-mobility-report.pdf.

Adriano Mendo received his M.Sc. in Telecommunication Engineering from Malaga University, Spain, in 2004. Since 2004, he has been a Researcher with Optimi Corporation and joined Ericsson in 2010. He has authored a few publications and patents. His current research interests include self-organizing networks, radio resource management, and AI.

Jose Outes Carnero is a Research Specialist at Ericsson in Malaga, Spain. He received his M.Sc. in Telecommunication Engineering from Malaga University, Spain, in 2000. He received his Ph.D. in Electrical and Electronic Engineering from Aalborg University, Denmark, in 2004. His current research interests include network design and optimization, and AI.

Yak Ng Molina is a Program Manager at Ericsson in Malaga, Spain. He received his M.Sc. in Telecommunication Engineering and his Ph.D. in Electrical and Electronic Engineering from Malaga University, Spain, in 2008 and 2013, respectively. His current research interests include network design and optimization, digital twins, energy management, and AI.

Juan Ramiro Moreno is heading the Network Design and Optimization Innovation team at Ericsson. He holds a Telecom Engineering degree from Malaga University, a Ph.D. in Electrical and Electronic Engineering from Aalborg University, an MBA from San Telmo Business School, and an Executive Degree in Big Data & Business Analytics from EOI. He is also an Honorary Professor at Malaga University and co-author of a book on Self-Organizing Networks.