

Simultaneous Drawing of Layered Trees

Julia Katheder ✉ 


Wilhelm-Schickard-Institut für Informatik, Universität Tübingen, Tübingen, Germany

Stephen G. Kobourov ✉ 

Department of Computer Science, University of Arizona, Tucson, USA

Axel Kuckuk ✉ 

Wilhelm-Schickard-Institut für Informatik, Universität Tübingen, Tübingen, Germany

Maximilian Pfister ✉ 

Wilhelm-Schickard-Institut für Informatik, Universität Tübingen, Tübingen, Germany

Johannes Zink ✉ 

Institut für Informatik, Universität Würzburg, Würzburg, Germany

Abstract

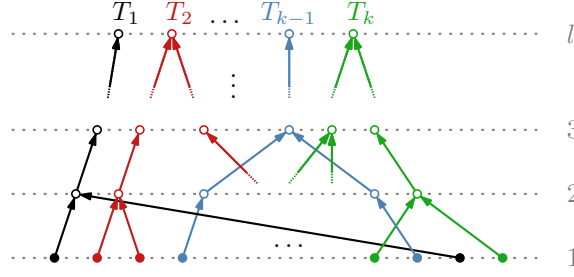
We study the crossing minimization problem in a layered graph drawing of rooted trees whose leaves have a given fixed order on the first layer. The task is to permute the vertices on the other layers to minimize the number of crossings. While this problem is known to be NP-hard for multiple trees even on just two layers, we give a polynomial-time algorithm for the restricted case of two trees. On the other hand, when restricting the number of layers to three, we describe an XP-algorithm in the number of trees.

1 Introduction

Visualizing hierarchical structures as directed trees is essential for many applications, from software engineering [2] to medical ontologies [1] and phylogenetics in biology [11]. Phylogenetic trees in particular can serve as an example to illustrate the challenges of working with hierarchical structures, as they are inferred from large amounts of data using various computational methods [18] and need to be analyzed and checked for plausibility using domain knowledge [8]. From a human perspective, visual representations are needed for this purpose. Most available techniques focus on the visualization of a single tree [6]. However, certain tasks may require working with multiple, possible interrelated trees, such as the comparison of trees [8, 10] or analyzing ambiguous lineages [12]. Graham and Kennedy [6] provide a survey for drawing multiple trees in this context.

While there are many different visualization styles for trees (see an overview by Schulz [14]), directed node-link diagrams are the standard. The most common approach to visualize a directed graph as a node-link diagram is the layered drawing approach due to Sugiyama et al. [16]. After assigning vertices to layers, the next step is to permute the vertices on each layer such that the number of crossings is minimized, as crossings negatively affect the readability of a graph drawing [13, 17]. However, this problem turns out to be hard even when restricting the number of layers or the type of graphs. For example, if the number of layers is restricted to two, crossing minimization remains NP-hard for general graphs [5], even if the permutation on one layer is fixed [4], known as the *one sided crossing minimization* (OSCM) problem. For the special case of trees on two layers, OSCM can be solved in polynomial time [7] and even if both layers are variable, the problem can be reduced to the minimum linear arrangement problem [15], which is polynomial-time solvable [3]. For arbitrarily many layers, the problem is still NP-hard even for trees [7], however, the obtained trees in the reduction [7] are not rooted (and we do not see an obvious way to adjust their construction).

Our Contributions. We consider the crossing minimization problem for an n -vertex forest of k trees whose vertices are assigned to l layers such that all leaves are on the first layer and



■ **Figure 1** Upward drawing of k disjoint directed rooted trees T_1, \dots, T_k on l layers. As indicated by the filled vertices, the total order \prec_1 of the first layer is given, while \prec_2, \dots, \prec_l need to be determined. In the following figures, we drop the arrow heads and assume an upward direction.

their order is fixed. We first describe a linear-time algorithm for the special case that all but one tree are paths (see Sec. 3). The general case where $k \in \mathcal{O}(n)$ is known to be NP-hard [9] even for $l = 2$ and trees of maximum degree 4. However, we show that the case $k = 2$ is polynomial-time solvable for arbitrary l using a dynamic program (see Sec. 4). Moreover, we describe an XP-algorithm in k modeling the solution space by a k -dimensional grid graph for $l = 3$ (see Sec. 5). We conclude with the elusive open case of $k \geq 3$ and $l \geq 4$ (see Sec. 6).

2 Preliminaries

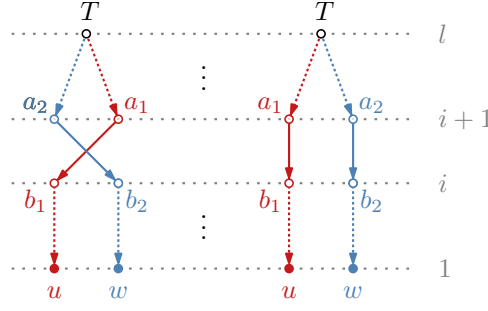
Let \mathcal{F} be a forest of k disjoint rooted trees T_1, \dots, T_k directed towards the roots such that all vertices except for the roots have outdegree 1. Let an assignment of vertices to l layers be given, such that each tree T_i is *drawn upward*, i.e., for any directed edge $(u, v) \in T_i$, we have that the layer of u , denoted by $L(u)$, is strictly less than $L(v)$. This implies that if $L(u) = 1$, u is a leaf of T_i . The other way around, we also require that for any leaf v , $L(v) = 1$ and, for any root r , $L(r) = l$. We further require that the total order \prec_1 of the first layer (i.e., the order of all leaves) is given as part of the input and defines a crossing-free embedding \mathcal{E}_i with respect to each individual tree T_i , that is, there exists an ordering of the (non-leaf) vertices of T_i such that no two edges of T_i cross, see Fig. 1 for an illustration. We let $V_j(T_i)$ denote the (ordered) set of vertices of T_i on the j -th layer. If we refer specifically to the order of $V_j(T_i)$, we also use \prec_j^i and, with respect to layer j , we also refer to \prec_j^i as a *partial order*. Furthermore, we define the (unordered) set of all vertices on layer j as $V_j(\mathcal{F}) = V_j(T_1) \cup \dots \cup V_j(T_k)$.

The task is to find a total order \prec_j of $V_j(\mathcal{F})$ for each $j \in \{2, \dots, l\}$ such that the total number of pairwise edge crossings implied by a corresponding straight-line realization of \mathcal{F} is minimized. We restrict the notion of an upward drawing even further since we require that for any directed edge $(u, v) \in T_i$, we have that $L(u) + 1 = L(v)$. If our input does not fulfill this requirement, this can be achieved by subdividing edges which span several layers (as commonly done in the Sugiyama framework). Henceforth, we assume that n is the number of vertices after subdivision and n_1, \dots, n_k is the number of vertices of T_1, \dots, T_k , respectively.

The following observation guarantees that in an optimal solution, we have that the partial order \prec_j^i for a layer j restricted to the vertices of T_i is consistent with the embedding \mathcal{E}_i .

▷ **Claim 2.1.** In a crossing-minimal drawing of \mathcal{F} , no edges of the same tree cross.

Proof. Assume for a contradiction that there exists a tree T such that, in a crossing-minimal solution, T contains two paths P_1 and P_2 directed from the root of T to leaves u and w such that (edges of) P_1 and P_2 cross. Denote by $e_1 = (a_1, b_1) \in P_1$ and $e_2 = (a_2, b_2) \in P_2$ the two



■ **Figure 2** Rerouting crossing paths to reduce the number of crossings.

edges whose crossing is encountered last when following the paths starting at the root and let i be the layer of b_1 and b_2 . W.l.o.g. assume that u precedes w in \prec_1 . Then, it follows that in layer $i + 1$, we have that a_2 precedes a_1 . Since the embedding of T defined by \prec_1 admits a crossing-free embedding by assumption, it is impossible that the leaves of a subtree rooted at a vertex of P_1 are to the right of w in \prec_1 . Similarly, it is impossible that the leaves of a subtree rooted at a vertex of P_2 are to the left of u in \prec_1 .

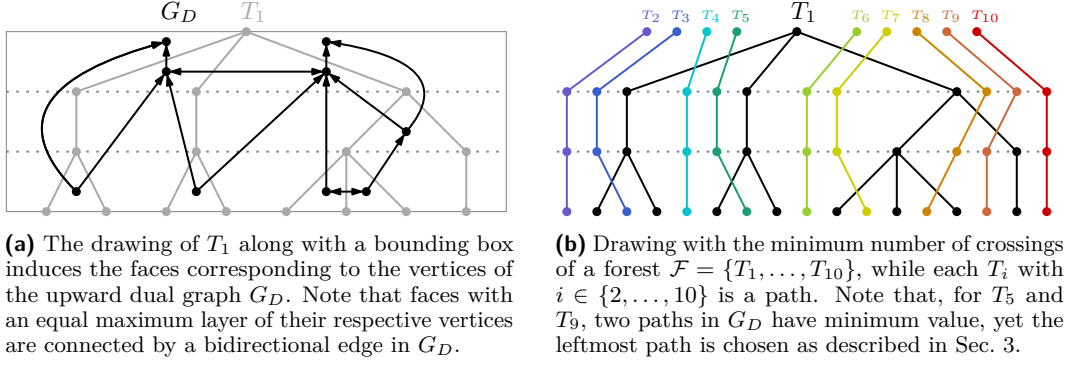
Then, however, we can simply exchange the position of a_1 and a_2 in layer $i + 1$ as shown in Fig. 2 in order to resolve the crossing between e_1 and e_2 without introducing any additional crossing with other edges of T . We claim that the total number of crossings with edges of the other trees does not increase. To see this, consider the crossings of the edge e_1 after the exchange of a_1 and a_2 (i.e., a_1 now precedes a_2 in layer $i + 1$). An edge (a_x, b_x) crosses e_1 if (i) a_x precedes a_1 in layer $i + 1$, while b_1 precedes b_x in layer i or (ii) a_1 precedes a_x in layer $i + 1$, while b_x precedes b_1 in layer i . All edges of type (i) already crossed e_1 before swapping a_1 and a_2 , while edges of type (ii) necessarily crossed e_2 before the swap. A symmetric argument for e_2 then yields the desired result. Since this operation can be repeatedly applied, it follows that a crossing of two edges which belong to the same tree contradicts the drawing having the minimum number of crossings. ◀

Thus, in an optimal solution, the total order of each layer respects the partial orders of the embeddings of the trees and we only need to combine these partial orders appropriately.

3 One Tree and Multiple Paths on Arbitrarily Many Layers

As a warm-up, we sketch out in this section a simple linear-time algorithm to solve the problem for arbitrary k and l if the given forest is heavily restricted. Namely, if all trees except for one are paths.

Let $\mathcal{F} = \{T_1, \dots, T_k\}$ be a given forest such that T_i is a path for $i \in \{2, \dots, k\}$ and such that the leaf of T_i precedes the leaf of T_j in \prec_1 for any $i < j$. Recall that the total order \prec_1 allows for a crossing free drawing D of the tree T_1 . Consider the *weak dual graph* of the union of D and the axis-parallel bounding box of D , that is, the graph having a node for every inner face of this union and an edge if two faces of D are adjacent. From this weak dual graph, we obtain a directed auxiliary graph G_D of the same vertex set where a directed edge (u, v) exists if the corresponding inner faces f_u and f_v share an edge on their boundaries and if the maximum label of a vertex of f_v is greater than or equal to the maximum label of a vertex of f_u (hence, bidirectional edges between u and v are possible); see Fig. 3(a). By assigning every edge of G_D unit costs, the total costs of a path P in G_D correspond to the number of crossings encountered in D when traversing the corresponding faces of P in D .



■ **Figure 3** Drawing one tree and multiple paths with minimum crossings on arbitrary many layers.

Now, consider the path T_2 . The leaf of T_2 is contained inside a face f of D defined by \prec_1 ,¹ while the root will be placed in one of the two faces that correspond to sinks in G_D (i.e., to the left or to the right of the root of T_1). In G_D , compute the shortest paths from f to both sinks and consider the one of minimum value – in the case where multiple paths achieve the same minimum value, we choose the *leftmost* path, where leftmost is defined as follows: Let P_1 and P_2 be two paths in G_D with minimum value, let p' be a partial path (starting at f) and let $u \in G_D$ be a vertex such that $P_1 = p', u, v, \dots$ and $P_2 = p', u, w, \dots$ with $v \neq w$, i.e., u is the first vertex after which P_1 and P_2 differ. Then, if the face corresponding to v is to the left of the corresponding face of w in G_D , we say that P_1 is to the left of P_2 . The leftmost path P is then chosen such that no other path is to the left of P . The leftmost shortest path for T_2 defines a total order of the vertices of T_1 and T_2 on all layers. We repeat this process for each T_i with $i \in \{3, \dots, k\}$ without augmenting G_D with T_2 or T_i . If two paths T_i and T_j with $j < i$ use the same face of D , we place the corresponding vertex of T_i to the right of T_j since the leaf of T_i is to right of the leaf of T_j . Also, since G_D does not change, once T_i and T_j end up in a common face f , the leftmost shortest paths coincide from f to the sink.

► **Theorem 3.1.** *Given an n -vertex forest $\mathcal{F} = \{T_1, \dots, T_k\}$ on $l \in \mathcal{O}(n)$ layers whose leaves have a fixed order on the first layer such that T_1 is a directed rooted tree and, for each $i \in \{2, \dots, k\}$, T_i is a directed path, we can compute a drawing of \mathcal{F} with the minimum number of crossings in $\mathcal{O}(n)$ time.*

Proof. For the minimality of the solution it is sufficient to show that in our solution, (i) no two edges of T_1 cross, (ii) no two edges of $\bigcup_{i=2}^k T_i$ cross and (iii) the number of crossings between T_i and T_1 is minimal for any $i \in \{2, \dots, k\}$.

Property (i) immediately follows from the fact that our drawing D of T_1 respects the given (crossing-free) embedding. Property (iii) follows by construction, as for any path T_i , the shortest path in G_D which corresponds to the minimum number of crossings was chosen. To show Property (ii), we first observe that no two edges of the same path T_i for $i \in \{2, \dots, k\}$ cross since the traversed faces of G_D form a path. Now, suppose that two edges $e \in T_i$ and $e' \in T_j$ with $i < j$ intersect. Assume that e and e' intersect in face f of D . Since $j > i$, the leaf of T_j is to the right of the leaf of T_i , thus, for a crossing to occur, T_j is

¹ We assume that the leaf and the root of the paths T_2, T_3, \dots do not lie on the bounding box of D but slightly inside.

to the left of T_i after f . But this is a contradiction to the choice of the leftmost shortest paths P_i and P_j of T_i and T_j , respectively, as both traverse f .

For the running time, we can construct G_D in $\mathcal{O}(n)$ time by traversing the $\mathcal{O}(n)$ edges of D bottom-up. Since G_D has $\mathcal{O}(n)$ (unweighted) edges, we can find the shortest paths of all faces to the two sinks in linear time. To this end, we apply, for each sink, a single-source shortest path algorithm like breadth-first search on the edges in backward direction. To be more precise, we always expand the leftmost node in each layer first and store, for each discovered node, its predecessor. Hence, for any node v , v 's predecessor is the leftmost among all predecessors in all shortest paths from v to the currently considered sink. It follows that the path obtained by our algorithm is a *leftmost* path and thus the correctness follows. For each T_i , we then simply pick the leftmost shortest path stored for its starting face and update the orders \prec_2, \dots, \prec_l accordingly, which can be done in linear time as well. Hence, we obtain a linear time algorithm. \blacktriangleleft

We remark that we can use the same algorithm in the case when T_1 is a planar graph rather than a tree and the paths T_2, \dots, T_k start and end on any layer (although the runtime grows from linear to quadratic).

4 Two Trees on Arbitrarily Many Layers

In this section, we assume that we are given a forest $\mathcal{F} = \{T_1, T_2\}$ with embeddings \mathcal{E}_1 and \mathcal{E}_2 . We fix the drawing of T_1 according to \mathcal{E}_1 and the only remaining task is to add the non-leaf vertices of T_2 in the order prescribed by \mathcal{E}_2 such that the number of crossings is minimized.

To this end, we describe a dynamic programming approach. In a complete drawing, we specify, for a vertex v of T_2 , its position on its layer with respect to the closest neighbor b of T_1 to the right of v . We use the symbol \emptyset if there is no such neighbor. Let P_v be the set of predecessors of v in T_2 . If v lies on a layer $i \geq 3$, we define the number of crossings in an optimal partial solution for the drawing of the subtree of T_2 rooted at v and placed after b as

$$o[v, b] = \sum_{w \in P_v} \min_{b_w \in V_{i-1}(T_1) \cup \{\emptyset\}} (o[w, b_w] + c(w, b_w, v, b)) ,$$

where $c(w, b_w, v, b)$ is the number of crossings of the edge (w, v) with edges of T_1 if b_w is the right neighbor of w and b is the right neighbor of v . This value is solely dependent on the placement of the vertices v and w within the partial orders \prec_i^1 and \prec_{i-1}^1 , respectively. As \prec_1 is fixed, the number of crossings in an optimal partial solution for the second layer is

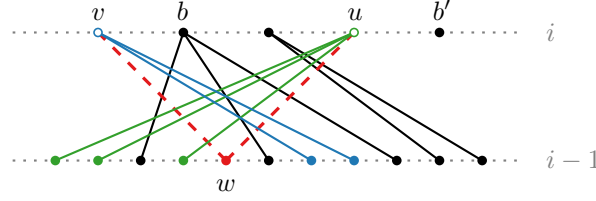
$$o[v, b] = \sum_{w \in P_v} c(w, b_w, v, b) ,$$

where b_w is given by \prec_1 . The minimum number of crossings is then $o^* = \min\{o[r_2, r_1], o[r_2, \emptyset]\}$, where r_1 and r_2 are the roots of T_1 and T_2 , respectively. We return the drawing corresponding to o^* , i.e., we specify for each vertex v of T_2 its right neighbor b of T_1 when computing o^* . If we have equally good right neighbors for v , we take the leftmost one. Finally, for vertices of T_2 having the same right neighbor, we arrange them in the order given by \mathcal{E}_2 .

Next, we prove the correctness of our dynamic program.

\triangleright **Claim 4.1.** The computed drawing of T_2 is planar.

Proof. Recall that for two vertices of T_2 with the same right neighbor b , we respect the embedding \mathcal{E}_2 . We claim that this suffices to prevent any crossings between edges of T_2 .



■ **Figure 4** Configuration contradicting our dynamic program. The tree T_1 is drawn in black, T_2 is drawn in blue and green, and hypothetical vertices and edges are drawn in red. Here, $c_v = 1$ and $c_u = 4$. Therefore, we could move u to the position of v without increasing the number of crossings.

Suppose for a contradiction that in the resulting drawing D , two edges of T_2 intersect. Let i be the minimum layer such that the order of $V_i(T_2)$ in D differs from the order \prec_i^2 given by \mathcal{E}_2 . Consider a pair of vertices u, v such that u precedes v in \prec_i^2 but not in D . In D , they are separated by the vertex $b \in V_i(T_1)$ to the right of v ; see Fig. 4. Since all predecessors of u are to the left of all predecessors of v , imagine a hypothetical vertex w on layer $i - 1$ separating those predecessors. Let c_u and c_v be the number of crossings that the hypothetical edges (w, u) and (w, v) would admit with edges of T_1 in D , respectively, while ignoring the edges of T_1 that cross both (w, u) and (w, v) . If $c_v \leq c_u$, we can move u to the position of v without increasing the number of crossings induced by the incoming edges of u in D . This is because we would lose $\text{indeg}(u)c_u$ crossings while we get at most $\text{indeg}(u)c_v$ new crossings, where $\text{indeg}(x)$ is the indegree of a vertex x . Hence, $o[u, b] \leq o[u, b']$ where b' is the vertex of $V_i(T_1)$ to the right of u in D . This, however, contradicts the computation of our dynamic program. Similarly, if $c_u < c_v$, we can move v to the position of u to decrease the number of crossings induced by the incoming edges of v in D , which in turn means $o[v, b'] < o[v, b]$. ◀

Following from Claim 4.1, it only remains to consider crossings between T_1 and T_2 .

▷ **Claim 4.2.** The number of crossings in the computed drawing is minimum.

Proof. Each crossing occurs between an edge of T_1 and an edge of T_2 . For an edge e of T_2 , the number of crossings that e contributes depends only on the arrangement of its endpoints, which are on neighboring layers. In our dynamic program, we try all possibilities to arrange e with respect to T_1 . ◀

It remains to analyze the running time.

▷ **Claim 4.3.** The running time of our algorithm is in $\mathcal{O}(n_1^2 \cdot n_2) \subseteq \mathcal{O}(n^3)$.

Proof. For a vertex v of T_2 and a vertex b of T_1 , we can compute $o[v, b]$ by considering all positions of all predecessors of v . The number of predecessors over all steps is in $\mathcal{O}(n_2)$ as T_2 is a tree and the number of positions is in $\mathcal{O}(n_1)$. We can pre-compute all values $c(w, b_w, v, b)$ in $\mathcal{O}(n_1^2 n_2)$ time. Hence, we have $\mathcal{O}(n_1 n_2)$ entries $o[v, b]$ which we can compute in overall $\mathcal{O}(n_1^2 n_2) \subseteq \mathcal{O}(n^3)$ time. For the backtracking when constructing the final drawing, we simply store for each entry $o[v, b]$ a pointer to the entries it is based on. ◀

Claims 4.1–4.3 directly yield the following theorem.

► **Theorem 4.4.** Let $\mathcal{F} = \{T_1, T_2\}$ be a n -vertex forest of two rooted trees, each of them given with a layered upward-planar embedding where all leaves are assigned to layer 1 and have a fixed order and both roots are assigned to layer k . We can compute a drawing of \mathcal{F} with the minimum number of crossings in $\mathcal{O}(n^3)$ time.

We remark that we can generalize this approach to a graph G_1 with a given layered upward-planar embedding and a tree T_2 because we can do the crossing calculation in the same way for a graph as for a tree. Though the root layer may contain an arbitrary number of vertices of G_1 , the optimal position for the root of T_2 can be determined in linear time.

5 Multiple Trees on Three Layers

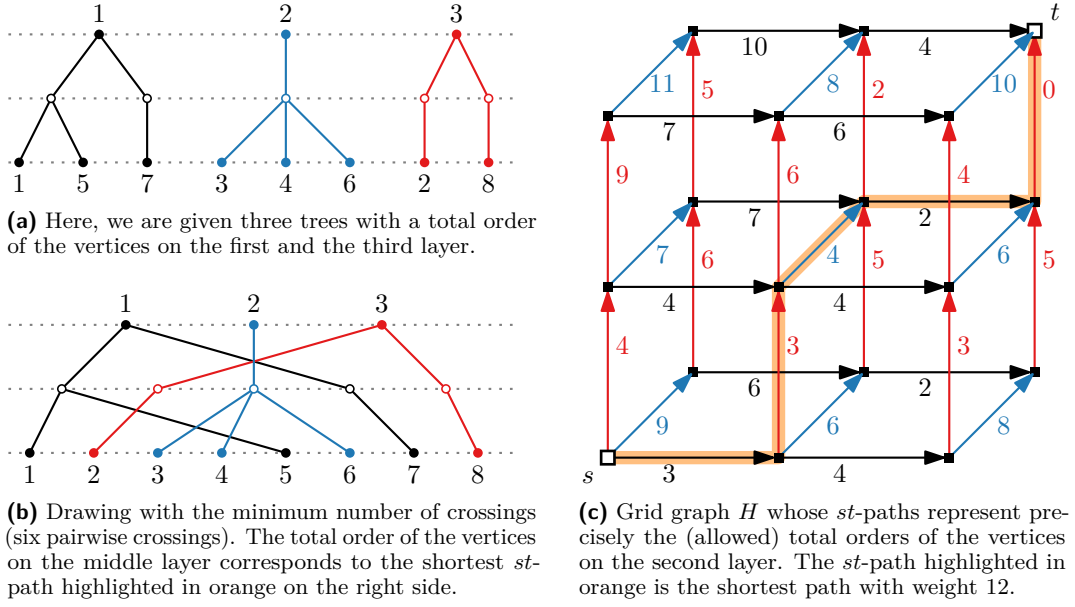
We consider the case that we are given a forest $\mathcal{F} = \{T_1, \dots, T_k\}$ of k trees spanning three layers each. Note that on the third layer there are only the k roots with $k!$ ways to arrange them. We consider each permutation of the roots individually. Consequently, we henceforth assume that both the total order \prec_1 of the leaves and the total order \prec_3 of the roots are fixed, and the only remaining task is to combine the k given partial orders $\langle \prec_2^1, \dots, \prec_2^k \rangle$ of the vertices on the second layer to a total order \prec_2 .

Let σ be a permutation of $V_2(\mathcal{F})$ respecting these partial orders. For $i \in \{1, \dots, k\}$ and some vertex $v \in V_2(\mathcal{F})$, we denote the position (starting at 0) of v within the subsequence of σ consisting of the vertices $V_2(T_i) \cup \{v\}$ by $p_{v,\sigma}^i$. Note that, in a drawing using σ as \prec_2 , we can charge every crossing to precisely two vertices of $V_2(\mathcal{F})$ as any crossing occurs between two edges that have two distinct endpoints on the second layer. Now we claim that for a vertex $v \in V_2(T_j)$, where $j \in \{1, \dots, k\}$, the number of crossings charged to v with respect to σ depends only on $p_{v,\sigma}^i$ for each $i \in \{1, \dots, k\} \setminus \{j\}$. Consider the (crossing-free) embedding of T_i together with all leaves and roots alone and then insert v and its incident edges onto the second layer. We denote the resulting number of crossings by $c_{v,p}^i$ where $p = p_{v,\sigma}^i$. The number $c_{v,\sigma}$ of crossings charged to v is then $c_{v,\sigma} = \sum_{i \in \{1, \dots, k\} \setminus \{j\}} c_{v,p}^i$ and the total number of crossings $c_\sigma = \sum_{v \in V_2(\mathcal{F})} c_{v,\sigma} / 2$.

► **Lemma 5.1.** *For all combinations of $i \in \{1, \dots, k\}$, $v \in V_2(\mathcal{F}) \setminus V_2(T_i)$, and $p \in \{0, \dots, |V_2(T_i)|\}$, we can compute every value $c_{v,p}^i$ in a total of $\mathcal{O}(n^2)$ time.*

Proof. For every $v \in V_2(\mathcal{F})$, compute and save the star S_v induced by v and v 's neighbors in total $\mathcal{O}(n)$ time. Now for a fix $i \in \{1, \dots, k\}$, consider the given crossing-free embedding \mathcal{E}_i of T_i . Also fix $v \in V_2(\mathcal{F}) \setminus V_2(T_i)$ and compute $c_{v,0}^i$ by checking, for every pair of edges of S_v and T_i , if we have a crossing when v is the leftmost vertex on the second layer. Now for $p = 1, \dots, |V_2(T_i)|$, update $c_{v,p-1}^i$ to $c_{v,p}^i$ by checking each pair of edges from S_v and the star around the p -th vertex of $V_2(T_i)$. Over all of these steps, all vertices, and all trees, every pair of edges is considered at most four times, which yields a running time of $\mathcal{O}(n^2)$. ◀

We now construct a weighted directed acyclic st -graph H (see Fig. 5) whose st -paths represent precisely all total orders of $V_2(\mathcal{F})$ that respect the partial orders $\langle \prec_2^1, \dots, \prec_2^k \rangle$. Moreover, for an st -path π representing a total order σ of $V_2(\mathcal{F})$, the weight of π is twice the number of crossings induced by σ . We let H be the k -dimensional grid graph of side lengths $|V_2(T_1)| \times \dots \times |V_2(T_k)|$ directed from one corner to an opposite corner, that is, H has the node set $\{(x_1, \dots, x_k) \mid x_1 \in \{0, \dots, |V_2(T_1)|\}, \dots, x_k \in \{0, \dots, |V_2(T_k)|\}\}$ and there is a directed edge from (x_1, \dots, x_k) to (y_1, \dots, y_k) if $x_j + 1 = y_j$ for exactly one $j \in \{0, \dots, k\}$ and $x_i = y_i$ otherwise. Observe that, within H , $(0, \dots, 0)$ is the unique source and $(|V_2(T_1)|, \dots, |V_2(T_k)|)$ is the unique sink. We denote these nodes by s and t , respectively. We let the edge from (x_1, \dots, x_k) to (y_1, \dots, y_k) where $x_j + 1 = y_j$ represent (i) taking the y_j -th vertex of $V_2(T_j)$, which we denote as v , (ii) after having taken x_i vertices of $V_2(T_i)$ for each $i \in \{1, \dots, k\}$. Thus, we let the weight of this edge be the number of crossings charged to v in this situation, that is, the weight is $\sum_{i \in \{1, \dots, k\} \setminus \{j\}} c_{v,x_i}^i$.



■ **Figure 5** Reducing the problem of finding a layered drawing of k trees on three layers with the minimum number of crossings to a shortest-path problem in a weighted k -dimensional grid graph.

Clearly, any st -path π in H has length n_2 . If we traverse π , we can think of the second layer being empty when we start at s , and then, for each edge of π , we take the corresponding vertex of V_2 and add it to the second layer. Since the edge weights equal the number of crossings the corresponding vertex would induce in this situation, finding a shortest st -path in H means finding a crossing-minimal total order \prec_2 . By construing H (using Lemma 5.1 to compute the edge weights) and searching for a shortest st -path, we obtain an XP-algorithm in k , which we formally show in the following theorem.

► **Theorem 5.2.** *Given an n -vertex forest \mathcal{F} of k directed rooted trees on three layers whose roots are on the third layer and whose leaves have a fixed order on the first layer, we can compute a drawing of \mathcal{F} with the minimum number of crossings in $\mathcal{O}(k^2 n^k)$ time.*

Proof. For \mathcal{F} , we fix each order of the roots once and compute the corresponding k -dimensional grid graph H . We first argue that the st -paths of H represent precisely the possible total orders of $V_2(\mathcal{F})$ and their weights are twice the number of crossings in the corresponding drawing of \mathcal{F} . Thereafter, we argue about the running time.

Since we have a k -dimensional grid graph, any st -path in H traverses $|V_2(T_1)|$ edges in the first dimension, $|V_2(T_2)|$ edges in the second dimension, etc. We can interleave the edges of different dimensions arbitrarily to obtain different paths. Hence, each path is equivalent to exactly one total order σ constructed from the partial orders $\prec_2^1, \dots, \prec_2^k$. The number of crossings of a drawing only depends on σ . Every crossing occurs between two edges being incident to precisely two distinct vertices of $V_2(\mathcal{F})$. Hence, we can add up the numbers of crossings charged to each vertex v by $c_{v,\sigma}$ and divide the sum by two. These numbers of crossings charged to the vertices are precisely the edge weights of H .

The number of directed edges of H is

$$\begin{aligned} E(H) &= \sum_{j=1}^k |V_2(T_j)| \prod_{i \in \{1, \dots, k\} \setminus \{j\}} (|V_2(T_i)| + 1) \\ &\leq k \prod_{i=1}^k (|V_2(T_i)| + 1) \\ &\leq k \left(\frac{n}{k}\right)^k. \end{aligned}$$

For each edge, we sum up $k - 1$ values of $c_{v,p}^i$, which we have pre-computed in $\mathcal{O}(n^2)$ time by Lemma 5.1. Therefore, we can construct H including the assignment of edge weights in $\mathcal{O}(k^2(n/k)^k)$ time and we can find a shortest path in H in $\mathcal{O}(k(n/k)^k)$ time using topological sorting. Recall that we construct a graph H for all $k!$ permutations of the roots on the third layer. As total orders \prec_2 and \prec_3 , we use the permutation σ of $V_2(\mathcal{F})$ and the permutation of the roots, respectively, that correspond to the shortest path in any H . Then, we return the drawing obtained by \prec_1 , \prec_2 , and \prec_3 . Hence, the total running time is in $\mathcal{O}(k!k^2(n/k)^k) \subseteq \mathcal{O}(k^2n^k)$. ◀

We remark that our result also holds for k planar graphs provided that on the third layer there are $\mathcal{O}(k)$ vertices. This includes the case that there are no vertices on the third layer and we have just two layers. For planar graphs and an arbitrary number of vertices on the third layer, our result holds if the total order of vertices on the third layer is fixed as well.

6 Open Problems

Can we solve the case $l = 3$ layers in FPT-time in the number k of trees? Is the case $k = 3$ and $l = 4$ polynomial-time solvable, and if so, for which k and l does it become hard?

References

- 1 Olivier Bodenreider. The unified medical language system (UMLS): Integrating biomedical terminology. *Nucleic Acids Research*, 32(suppl_1):267–270, 2004. doi:10.1093/nar/gkh061.
- 2 Sudarshan S. Chawathe, Anand Rajaraman, Hector Garcia-Molina, and Jennifer Widom. Change detection in hierarchically structured information. *ACM SIGMOD Record*, 25(2):493–504, 1996. doi:10.1145/235968.233366.
- 3 Fan R. K. Chung. On optimal linear arrangements of trees. *Computers and Mathematics with Applications*, 10(1):43–60, 1984. doi:10.1016/0898-1221(84)90085-3.
- 4 Peter Eades and Nicholas C. Wormald. Edge crossings in drawings of bipartite graphs. *Algorithmica*, 11(4):379–403, 1994. doi:10.1007/bf01187020.
- 5 Michael R. Garey and David S. Johnson. Crossing number is NP-complete. *SIAM Journal on Algebraic Discrete Methods*, 4(3):312–316, 1983. doi:10.1137/0604033.
- 6 Martin Graham and Jessie Kennedy. A survey of multiple tree visualisation. *Information Visualization*, 9(4):235–252, 2010. doi:10.1057/ivs.2009.29.
- 7 Martin Harrigan and Patrick Healy. k -level crossing minimization is NP-hard for trees. In Naoki Katoh and Amit Kumar, editors, *Proc. 5th International Workshop on Algorithms and Computation (WALCOM'11)*, volume 6552 of *Lecture Notes in Computer Science*, pages 70–76. Springer, 2011. doi:10.1007/978-3-642-19094-0_9.
- 8 Zipeng Liu, Shing Hei Zhan, and Tamara Munzner. Aggregated dendrograms for visual comparison between many phylogenetic trees. *IEEE transactions on visualization and computer graphics*, 26(9):2732–2747, 2019. doi:10.1109/tvcg.2019.2898186.

- 9 Xavier Muñoz, Walter Unger, and Imrich Vrto. One sided crossing minimization is NP-hard for sparse graphs. In Petra Mutzel, Michael Jünger, and Sebastian Leipert, editors, *Proc. 9th International Symposium on Graph Drawing (GD'01)*, volume 2265 of *Lecture Notes in Computer Science*, pages 115–123. Springer, 2001. doi:10.1007/3-540-45848-4_10.
- 10 Tamara Munzner, François Guimbretiere, Serdar Tasiran, Li Zhang, and Yunhong Zhou. Treejuxtaposer: scalable tree comparison using Focus+Context with guaranteed visibility. *ACM Transactions on Graphics*, 22(3):453–462, 2003. doi:10.1145/1201775.882291.
- 11 Georgios A Pavlopoulos, Theodoros G Soldatos, Adriano Barbosa-Silva, and Reinhard Schneider. A reference guide for tree analysis and visualization. *BioData mining*, 3(1):1–24, 2010. doi:10.1186/1756-0381-3-1.
- 12 Pere Puigbò, Yuri I Wolf, and Eugene V Koonin. Search for a 'tree of life' in the thicket of the phylogenetic forest. *Journal of Biology*, 8(6):1–17, 2009. doi:10.1186/jbio1159.
- 13 Helen C. Purchase, David A. Carrington, and Jo-Anne Alder. Empirical evaluation of aesthetics-based graph layout. *Empirical Software Engineering*, 7(3):233–255, 2002. doi:10.1023/A:1016344215610.
- 14 Hans-Jörg Schulz. Treevis.net: A tree visualization reference. *IEEE Computer Graphics and Applications*, 31(6):11–15, 2011. doi:10.1109/mcg.2011.103.
- 15 Farhad Shahrokhi, Ondrej Sýkora, László A. Székely, and Imrich Vrto. On bipartite drawings and the linear arrangement problem. *SIAM Journal on Computing*, 30(6):1773–1789, 2000. doi:10.1137/S0097539797331671.
- 16 Kozo Sugiyama, Shojiro Tagawa, and Mitsuhiro Toda. Methods for visual understanding of hierarchical system structures. *IEEE Transactions on Systems, Man, and Cybernetics*, 11(2):109–125, 1981. doi:10.1109/TSMC.1981.4308636.
- 17 Colin Ware, Helen C. Purchase, Linda Colpoys, and Matthew McGill. Cognitive measurements of graph aesthetics. *Information Visualization*, 1(2):103–110, 2002. doi:10.1057/palgrave.ivs.9500013.
- 18 Ziheng Yang and Bruce Rannala. Molecular phylogenetics: principles and practice. *Nature reviews genetics*, 13(5):303–314, 2012. doi:10.1038/nrg3186.