

Transformers in Single Object Tracking: An Experimental Survey

Janani Thangavel^{a,b,1,*}, Thanikasalam Kokul^{c,1,*}, Amirthalingam Ramanan^c, Subha Fernando^a

^aDepartment of Computational Mathematics, University of Moratuwa, Sri Lanka

^bDepartment of Interdisciplinary Studies, University of Jaffna, Sri Lanka

^cDepartment of Computer Science, University of Jaffna, Sri Lanka

Abstract

Single-object tracking is a well-known and challenging research topic in computer vision. Over the last two decades, numerous researchers have proposed various algorithms to solve this problem and achieved promising results. Recently, Transformer-based tracking approaches have ushered in a new era in single-object tracking due to their superior tracking robustness. In this paper, we conduct an in-depth literature analysis of Transformer tracking approaches by categorizing them as CNN-Transformer based trackers, Two-stream Two-stage fully-Transformer based trackers, and One-stream One-stage fully-Transformer based trackers, and analyzing their pros and cons. In addition, we experimentally evaluate their tracking robustness and computational efficiency on publicly available benchmark datasets. Furthermore, we measure their performances on different tracking scenarios to identify their strengths and weaknesses in particular situations. Our survey provides insights into the underlying principles of Transformer tracking approaches, the challenges they face, and their future directions.

Keywords:

Visual Object Tracking, Transformer, Deep learning, Tracking review

1. Introduction

Visual object tracking (VOT) algorithms are intended to estimate the state (i.e., spatial location and size) of an object in a given video sequence. Given the initial state of the target in the first frame of a video sequence, these algorithms track the target's states in the remaining frames. VOT can be classified as single and multi-object tracking [1, 2] approaches based on the number of targets to be tracked. In these approaches, a single object of a class and multiple instances of an object class are tracked, respectively.

Single object tracking algorithms became popular and gained interest in recent years because of its wide range of applications in computer vision, including video surveillance [3], augmented reality [4], automated

driving [5], mobile robotics [6], traffic monitoring [7], sports video analysis [8], scene understanding [9], and human computer interaction [10]. Single object VOT approaches capture the target's appearance features in the first frame of a video sequence and then use it to locate the target in the remaining frames. Although many appearance-based approaches have been proposed in VOT, it is still far from reaching the tracking robustness of humans with real-time speed due to many challenges such as appearance and pose variations, occlusions, motion blurring, background clutter, similar object distractors, and deformation.

Single object tracking algorithms can be classified and analysed in several ways. Based on the features used in a tracking model, VOT approaches can be categorized as hand-crafted and deep feature-based trackers. Hand-crafted feature-based tracking approaches [11, 12, 13, 14, 15] extract the features from images according to a certain manually predefined algorithm based on expert knowledge. On the other hand, deep feature-based trackers [16, 17, 18, 19] capture the semantic cues from raw images by using the Convolutional neural networks (CNNs) [20]. Because of the hierarchical learning capability, deep features-based ap-

*Corresponding author

Email addresses: janani@univ.jfn.ac.lk (Janani Thangavel), kokul@univ.jfn.ac.lk (Thanikasalam Kokul), a.ramanan@univ.jfn.ac.lk (Amirthalingam Ramanan), subhaf@uom.lk (Subha Fernando)

¹These authors contributed equally to this work. This work has been submitted to the IEEE for possible publication. Copyright may be transferred without notice, after which this version may no longer be accessible.




Figure 1: Performance comparison of state-of-the-art CNN-based, CNN-Transformer based, and fully-Transformer based trackers on LaSOT benchmark dataset. For some trackers, their reported tracking speed may be different than the above graph since this comparison study is conducted on a NVIDIA Quadro P4000 GPU with a 64GB of RAM.

pearance trackers significantly outperform hand-crafted feature-based trackers [21]. Based on how trackers differentiate the target object from its surroundings, they can be discriminative and generative trackers. Discriminative trackers [22, 23] treats the VOT as a binary classification task and separate the target object from the background. On the other hand, most of the generative trackers [24, 25] treat VOT as a similarity matching problem by searching for the best candidate that closely matches the reference template in each frame. In recent trackers, a two branch CNN architecture, known as Siamese network [26], is utilized in similarity matching tracking. Over the past few years, a large number of Siamese-based trackers [27, 28, 29, 30, 31, 32, 33, 34] have been proposed in VOT since they showed excellent performance with high computational efficiency. However, discriminative capability of Siamese-based trackers are considerably poor [35], since they only focus on learning a visual representation of the target object to match the similarity while ignoring the background and target specific information and hence showed low performance in occlusion and deformation scenes.

Transformer [36] was introduced in the field of Natural Language Processing (NLP) to capture the long range dependencies between input and output sequences for machine translation tasks. Encoder and decoder stacks are the two primary components of a Transformer architecture and they are used to learn contextual information of the inputs and to generate the output sequences, respectively. Based on great success of the Transformers in NLP applications, researchers modified the Transformer architecture [37] to solve the com-

puter vision tasks. In the last three years, several Transformer architectures are proposed and showed state-of-the-art performances in various vision tasks such as object detection[38], image classification[37, 39], semantic segmentation [40], object classification [41], and point cloud learning[42]. In addition, a few review studies [43, 44, 45] have also been conducted to analyze the performance of Transformers in vision tasks and to compare their performance with state-of-the-art CNN architectures.

Although Transformers and CNNs are two types of artificial neural network models, they differ from each other in several ways, including their architecture, design principles, and performances. The CNNs and Transformers consume images differently, with CNNs consuming images as arrays of pixel values and Transformers consuming images as sequences of patches, respectively. Based on the studies [43], Transformers are good at capturing global information of an image than the state-of-the-art CNN models. Furthermore, Transformers are better equipped to capture long-range dependencies in an image without sacrificing computational efficiency. On the other hand, increasing the size of convolutional kernels in CNNs can hinder their learning capability. Researchers [37] also found that Transformers are difficult to optimize and hence needs more training data than the CNN models. Additionally, Transformers have a larger number of parameters, which can lead to overfitting if not enough training data is available. However, once trained, Transformers can produce testing outputs with fewer computational resources than the corresponding CNN models, as they

can process the data in a parallel manner. In terms of transfer learning, Transformers shown promising results and has been gaining popularity in recent years while CNNs are generally better suited for small and medium-sized datasets. Overall, Transformer models are replacing the CNNs in computer vision tasks because of their attention mechanism and local and global feature capturing capabilities. Although accuracy of Transformer is modest in small and medium-sized datasets, they are expected to replace CNNs in all tasks in the coming years.

For the last two years, due to the great success of Transformers in other computer vision tasks, a few transformer based VOT approaches [46, 47, 48, 49, 50, 51, 52, 53, 54, 55, 56, 57, 58, 59, 60, 61, 62, 63, 64] have been proposed and showed excellent performance on publicly available single object tracking benchmark datasets. They have been proposed as discriminative or Siamese-based trackers and showed outstanding performances than the CNN-based trackers due to their long range feature capturing techniques and high discriminative capabilities. In some early approaches [46, 47, 48, 49, 50, 51], a hybrid-type tracking model is proposed by combining the CNN and Transformer architectures together. As shown in Fig. 1, these hybrid-type trackers, called as CNN-Transformer based trackers, showed better tracking robustness while maintaining considerable tracking speed than the CNN-based trackers since they combined the attention mechanism of Transformers with the hierarchical learning capability of CNNs. Last year, researchers started a new era in VOT by proposing a set of trackers that rely solely on a Transformer architecture. These trackers are called as fully-Transformer based trackers and they showed outstanding tracking robustness than the CNN-based and CNN-Transformer based trackers because of their global feature learning capabilities and information flow techniques. In this background, there is a need to analyze the performances of Transformers in single object tracking to identify the future research directions.

VOT research has been conducted for more than two decades and several approaches has been proposed. Over these years, several review studies [35, 65, 21, 66, 67, 68, 69, 70, 71, 72, 73, 74, 75, 76] have been conducted to analyze and compare the performance of VOT approaches. Most of the early review studies [65, 67, 69, 72, 73, 74] are conducted to evaluated the performance of hand-crafted feature-based trackers and recent studies [35, 21, 66, 68, 70, 71, 76] only focuses on deep feature based trackers. Furthermore, while most studies [35, 65, 67, 68, 69, 70, 71, 74] only summarize the literature or compare the reported results of

tracking approaches, a few studies [21, 72, 75, 66] perform an analysis of tracker performance through experiments on the same computing platform. To the best of our knowledge, no survey studies have been conducted that include Transformer-based trackers.

In recent years, several challenging benchmark datasets [77, 78, 79, 80] have been introduced with various challenging attributes and performance measures. To identify the future direction of VOT, it is necessary to evaluate and compare all recently proposed trackers experimentally on the same computing platform to avoid bias. Additionally, even though the reported results of Transformer-based trackers are better than those of CNN-based trackers, there is a need to evaluate their performance through detailed experiments to identify research gaps and propose future tracking models. With the aim of achieving these objectives, we have conducted an experimental survey of recent Visual Object Tracking (VOT) approaches. This study focuses specifically on fully-Transformer based trackers, CNN-Transformer based trackers, and CNN-based trackers that have been proposed in the last five years, rather than early trackers which have been analyzed in previous survey studies.

This study makes the following notable contributions:

1. We have conducted a comprehensive review of the literature on Transformer-based tracking approaches. Non-Transformer based trackers were not included in our literature review as they have already been covered by previous studies.
2. We have experimentally evaluated and then compared the tracking robustness of Transformers in VOT on five challenging benchmark datasets by categorizing and analyzing the state-of-the-art trackers as fully-Transformer based trackers, CNN-Transformer based trackers, and CNN-based trackers.
3. The computational efficiencies of the state-of-the-art trackers were evaluated on a common computing platform using the source code provided by the authors.
4. We have conducted the tracking attribute-wise evaluation on three benchmark datasets to identify the most challenging scenarios for recent trackers.
5. Based on the experimental findings, we provide the suggestions for future directions of Transformer based single object tracking.

The rest of the manuscript is structured as follows: The previously conducted review studies are discussed and the rationale behind this survey study is established in Section 2. Section 3 provides an in-depth overview of

the Transformer architecture. The detailed literature review of Transformer-based tracking approaches is presented in Section 4. The experimental results of tracking robustness and computational efficiencies are presented in Section 5. The summary of the findings and the proposed future directions for Transformer-based tracking are discussed in Section 6. Finally, the paper is concluded in Section 7.

2. Related Work

In this section, we justify the need for this study, despite the several experimental surveys and review studies conducted in the past two decades for single object tracking. We have summarized the previous studies in Table 1, categorizing them by their review type and tracker.

From 2006 to 2014, several review studies were conducted on hand-crafted feature-based VOT approaches. However, no benchmark datasets were developed during that period, so the trackers were evaluated on various video sequences using different performance metrics. Therefore, comparing the performance of trackers is a challenging task, and as a result, the review studies focused only on conducting literature surveys. Yilmaz et al. [67] conducted a literature survey on object tracking by classifying the trackers into different categories based on the target representation, feature type, model learning algorithm, and searching technique. Similar to that work, Cannons et al. [74] developed a detailed technical report on visual tracking and conducted the literature survey by classifying the trackers based on their target representation as point, contour, and region trackers. Li et al. [65] performed a study on VOT by providing a detailed literature survey. Also, they have compared a few trackers based on the qualitative results of some tracking attributes such as occlusion, illumination, and deformation. Deori et al. [69] conducted a literature survey by categorising the trackers based on their searching algorithms. Since deep learning-based trackers outperform hand-crafted trackers by a large margin, these survey studies are no longer useful in the present era.

The first experimental survey on single object tracking was conducted by Wu et al. [72] based on the evaluation of thirty-one appearance based trackers. They have developed a benchmark dataset, known as Object Tracking Benchmark (OTB), and then evaluated the tracking performances and efficiencies of the trackers based on their overall accuracies and tracking speed on a same computing platform. In addition, trackers are evaluated and compared in eleven challenging tracking

attributes (scenarios). Although this study only considers the hand-crafted feature based trackers, it is still followed by many researchers due to the important of the OTB dataset.

In the last nine years, deep learning-based single object trackers have shown excellent tracking performance compared to hand-crafted feature-based trackers. Currently, only a few studies have been conducted to review the literature on deep trackers. Soleimanitaleb et al. [70] analyzed the literature of a few number of hand-crafted and deep trackers. Pflugfelder et al. [68] only considered the Siamese based deep trackers and compared their performances based on their reported results. Similar to their work, Ondrašovič et al. [35] considered a detailed literature survey on Siamese based deep trackers and then compared their tracking performances based on their reported results on the well-known OTB-100 [72], VOT2015 [81], VOT2016 [82], VOT2017 [83], VOT2018 [84] and GoT-10K [78] benchmark datasets. Recently, Zhang et al. [71] conducted a survey by classifying the recent trackers as deep trackers and Discriminative Correlation Filter (DCF) based trackers. Also, based on the reported results of corresponding trackers, they have compared the tracking performance and efficiency. Another similar survey study is conducted by Javed et al. [76] by categorizing the tracking approaches as Siamese based trackers and DCF trackers. These review studies have analyzed the literature of the trackers by classifying them into different categories and provided future directions for VOT. However, since they did not conduct experimental evaluations, their reported results and comparisons are not considered acceptable. Moreover, these survey studies did not consider the efficiency comparison of trackers, even though it is an important aspect in evaluation as the tracking speed is directly related to the complexity of the tracker. Although some survey studies compared tracking speeds based on reported results, this comparison is not considered acceptable because the speed of a tracker is mainly dependent on the efficiency of the GPU on which it was tested.

The first experimental survey on deep-learning-based trackers is conducted by Li et al. [66] by evaluating the performance and efficiency of twenty-two trackers on OTB-100 and VOT2015 benchmarks. Also, they have compared the individual performance of trackers based on eleven tracking attributes and then identified the future directions. Recently, Marvasti-Zadeh et al. [21] conducted a comprehensive and experimental survey on deep learning-based VOTs based on the network architecture, tracking methods, long-term tracking, aerial-view tracking, and online tracking ability of

Table 1: Summary of the review and experimental survey studies in single object tracking.

Study	Year	Review Type					Tracker's Type	
		Literature Survey	Reported result based Analysis	Experimental Survey	Attribute Analysis	Efficiency Analysis	Hand crafted	Deep
Yilmaz et al. [67]	2006	✓	-	-	-	-	✓	-
Cannons et al. [74]	2008	✓	-	-	-	-	✓	-
Li et al. [65]	2013	✓	-	-	✓	-	✓	-
Deori et al. [69]	2014	✓	-	-	-	-	✓	-
Wu et al. [72]	2015	✓	-	✓	✓	✓	✓	-
Pflugfelder et al. [68]	2017	✓	✓	-	-	-	-	✓
Li et al. [66]	2018	✓	-	✓	✓	✓	-	✓
Soleimanitaleb et al. [70]	2019	✓	-	-	-	-	✓	✓
Ondrašovič et al. [35]	2021	✓	✓	-	-	-	-	✓
Marvasti-Zadeh et al. [21]	2021	✓	-	✓	✓	✓	-	✓
Zhang et al. [71]	2021	✓	✓	-	-	-	✓	✓
Chen et al. [75]	2022	✓	-	✓	✓	✓	✓	✓
Javed et al. [76]	2022	✓	✓	-	-	-	-	✓

the trackers. In addition, they have compared tracking benchmarks based on their challenging attributes and conducted the tracking speed comparison of trackers. Similar to their work, Chen et al. [75] conducted an experimental survey on deep and hand-crafted trackers on recently developed benchmarks: OTB, VOT, LaSOT [77], GOT-10k, and TrackingNet [79]. Although, these experimental evaluation studies reviewed the literature and then compared the tracking performances of recently proposed deep trackers in several aspects, they did not give much attention to the tracking efficiency based comparison.

In the last two years, Transformer-based single object trackers have shown excellent tracking performance and efficiency compared to CNN-based deep trackers. Previous experimental survey studies have not reviewed the literature of Transformer-based trackers or analyzed their strengths and weaknesses, so we have conducted a detailed literature review of these trackers. We then analyzed their performance on five benchmark datasets: OTB-100, LaSOT, GOT-10k, TrackingNet, and UAV123[80]. In addition, we have compared the efficiency of these trackers in detail based on their tracking speed, number of floating point operations (FLOPs), and number of parameters in the tracking model. Furthermore, we have discussed the future directions of transformer-based tracking based on our experimental results.

3. Transformer

In this section, we have covered the Transformer[36] and Vision Transformer (ViT) [37] architectures, as they

form the foundation for Transformer-based single object trackers.

Transformer [36] was initially introduced in machine translation tasks and then based on its great success and efficiency it was used in other NLP tasks such as document summarisation and generation. The Transformer architecture is based on an attention mechanism, which is implemented through the use of encoder and decoder components, as depicted in Fig. 2. The encoder component is made up of N number of identical encoder layers by stacked them on top of each other and the decoder component is also made up of N number of identical decoder layers, which are also stacked on each other. Encoder and decoder components of a Transformer architecture are illustrated in the left and right side of Fig. 2, respectively. In the Transformer architecture, all encoder layers have two sub-layers: a self-attention layer, and a fully connected feed-forward layer. In addition to those two sub-layers, all decoder layers have an encoder-decoder attention layer in the middle.

Transformer architecture [36] receive the input as a vector sequence and use a positional embedding algorithm to add information about the position of each token within that sequence to its representation. After the embedding, the input data is fed to the self-attention sub-layer of the encoder, as it helps to capture the contextual relationships. On the other side, in the decoder layer, an encoder-decoder attention sub-layer is used to concentrate on relevant parts of the input data. The self-attention mechanism of the Transformer is described in detail Sections 3.1 and 3.2.

After the self-attention, a fully-connected feed forward layer is used to learn the complex representation of attention features. It has a simple architecture with

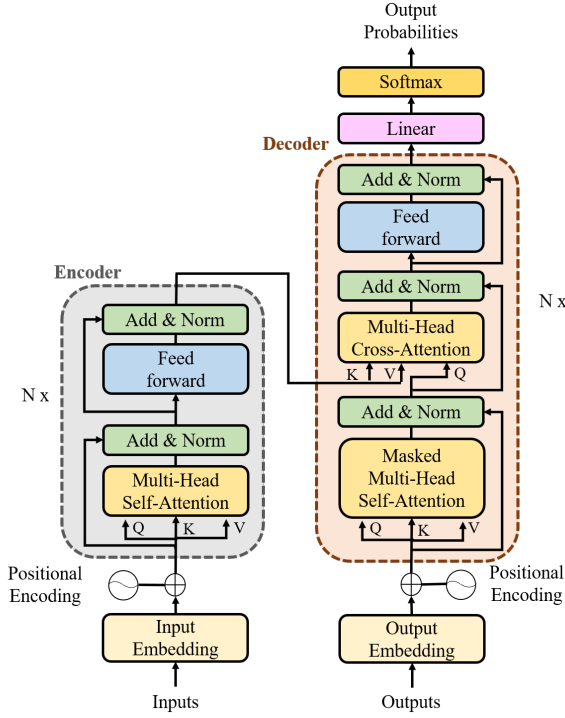


Figure 2: Architecture of the Transformer [36] model used in machine translation task.

two linear transformations and a non-linear activation in between them. This layer can be described as two convolutions with the kernel size of 1. In both encoder and decoder layers, residual connection is included and then it is followed by a normalization layer. Residual connections are used to preserve the cues from the original input data and to enable the model to learn more accurate representations of the input data.

After the decoder layer stacks, a linear layer is used to produce the output vectors. Finally, a Softmax layer is used to produce the probability of the outputs.

3.1. Self-Attention

Transformer architectures are designed based on an attention concept known as self-attention. It is used to process input sequences in parallel, rather than in a sequential manner like RNNs or LSTMs. In the Transformer architecture, self-attention mechanism captures contextual relationships between input tokens by calculating the attention weights between each element in the input sequence and all other elements in the same sequence. Transformer used “Query”, “Key”, and “Value” abstractions to calculate the attention of an input sequence.

In the first step of the self-attention computation, three distinct vectors: a query vector q , a key vector

k , and a value vector v , are created by multiplying an input vector (x) with three corresponding matrices: W_Q , W_K , and W_V , that were trained in the training phase. Similarly, all input vectors are packed together to form an input matrix X and then the corresponding “Query”, “Key”, and “Value” matrices: Q , K , and V are generated, respectively.

As the second step of self-attention, a score S is computed for the input X by taking the dot product of Q and K as follows:

$$S = Q.K^T, \quad (1)$$

The score matrix S provides how much attention should be given to other parts of the input sequence based on the input vector at a particular position. In the next step, score matrix S is normalized to obtain more stable gradients as follows:

$$S_n = S / \sqrt{d_k}, \quad (2)$$

where S_n is the normalized score matrix, and d_k is the dimension of the key vector. Then the SoftMax function is applied to the normalized score matrix to convert the scores into probabilities (P) as denoted in the following equation:

$$P = \text{SoftMax}(S_n), \quad (3)$$

In the final step of self-attention, the obtained probabilities (P) is multiplied with the value matrix V to find the self-attention output values (Z) as denoted in the following equation:

$$Z = P.V, \quad (4)$$

In summary, the entire self-attention mechanism can be unified into a single equation as follows:

$$\text{Attention}(Q, K, V) = \text{softmax}\left(\frac{Q.K^T}{\sqrt{d_k}}\right).V \quad (5)$$

The encoder-decoder attention sub-layer in the decoder layer is similar to the self-attention sub-layer of the encoder except the key matrix K , and the value matrix V are obtained from the encoder block, and the query matrix Q is obtained from its previous layer.

3.2. Multi-Head Self-Attention

The self-attention mechanism is not much capable of focusing on a specific location of input without affecting the attention on other equally vital locations at the same time. Therefore, the performance of self-attention mechanism is boosted by using multiple heads and this technique is known as multi-head self-attention.

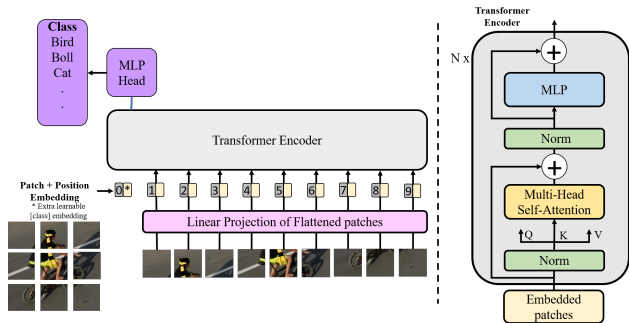


Figure 3: Architecture of the Vision Transformer (ViT) [37], proposed for image recognition task.

Multiple sets of weight matrices (W_Q , W_K , and W_V) are used in multi-head self-attention mechanism. They are randomly initialized and trained separately since they are used to project the same input data into a different subspace. Then, the attention function is computed concurrently on each of these projected versions of queries, keys, and values to produce the corresponding output values. At the final stage of multi-head self-attention, outputs of all attention heads are concatenated and then multiplied with another trainable weight matrix W_O to obtain the multi-head self-attention (M_{atten}) as follows:

$$M_{atten} = \text{Concat}(\text{head}_1, \dots, \text{head}_n) \cdot W_O \quad (6)$$

where head_i is the output of the attention head i . Multi-head self-attention layer is used to concentrate on different positions of input and to represent the input into different subspaces.

3.3. Vision Transformer (ViT)

Based on the success of the Transformers in NLP tasks, several researches tried to use in computer vision tasks and proposed several architectures. Among these models Vision Transformer (ViT) [37] is more efficient than others with a simple architecture as demonstrated in Fig. 3.

In the initial step of ViT, an input image $I \in \mathbb{R}^{H \times W \times C}$ is split as equal size patches with the size of $P \times P$. Here, H , W , and C represent the height, width, and number of channels of the input image, respectively. Then the patches are flattened to form a 2D sequence with the size of $(N \times (P^2 \cdot C))$, where N is the number of extracted patches from an input image. In the next stage of ViT architecture, patches are embedded with position and class information. Then the embedded patches are fed to a set of encoder layers in a sequence manner. Then the output of encoder layers are obtained and fed

to a Multi-Layer Perceptron (MLP) network to produce the class-specific scores. The encoder layers of ViT are much similar to the Transformer [36] architecture except GELU [85] non-linear function is used instead of ReLU function.

ViT, when trained on large datasets, has demonstrated superior results compared to state-of-the-art Convolutional Neural Network (CNN) models. Also, authors of ViT tested it in small and medium-sized datasets with fine-tuning and showed modest results. After the success of ViT in image recognition, several vision transformer models have been proposed and it has been used in other computer vision tasks such as image segmentation, image enhancement, image generation, video captioning, and object tracking. To reduce the computational complexity of ViT, Swin Transformer [41] performs self-attention locally within non-overlapping windows that partition an image and introduces a shifting window partitioning mechanism for cross-window connections. Unlike fixed-size tokens in ViT, Swin Transformer constructs a hierarchical representation by starting from small-sized patches and then gradually merge the neighboring patches in deeper Transformer layers for multi-scale prediction to overcome the scaling problem. Since pure transformer models are poor to capture the local information, CVT [86] incorporates two convolution-based operations into the ViT architecture, namely convolutional token embedding, and convolutional projection. Since ViTs are less efficient at encoding finer-level features, VOLO [87] introduces lightweight attention mechanism called Outlooker to encode the token representations with finer-level information efficiently. Overall, ViT has ushered in a new era in computer vision tasks.

4. Transformer in Single Object Tracking

Based on the model architecture, feature extraction, and feature integration techniques, recent deep trackers can be classified as three categories: CNN-based trackers [29, 88, 89, 90, 31, 91, 32, 92, 93, 34, 33, 94], CNN-Transformer based trackers [46, 47, 48, 49, 50, 51, 52, 53, 54, 55, 56, 57] and fully-Transformer based trackers [58, 59, 60, 61, 62, 63, 64]. CNN-based trackers rely solely on a CNN architecture for feature extraction and target detection, while CNN-Transformer based trackers and fully-Transformer based trackers partially and fully rely on a Transformer architecture, respectively. Given that several previous studies [76, 75, 71] have thoroughly reviewed the literature of CNN-based trackers, this section focuses

Table 2: Summary of CNN-Transformer based and fully-Transformer based trackers.

Tracker	Year	Type	Backbone	Template Update	Training Dataset	Training Scheme	Background Aware
HIFT [51]	2021	CNN-Transformer	AlexNet	N	COCO, ImageNet VID, GoT-10k, Youtube-BB	cross-entropy loss, binary cross-entropy loss, IoU loss, SGD	N
STARK [48]	2021	CNN-Transformer	ResNet-101	Y	COCO, LaSOT, GoT-10k, TrackingNet	binary cross-entropy loss, L1 loss, GIoU loss, AdamW	N
TransT [47]	2021	CNN-Transformer	ResNet-50	N	COCO, LaSOT, GoT-10k, TrackingNet	binary cross-entropy loss, L1 loss, GIoU loss, AdamW	N
DTT [50]	2021	CNN-Transformer	ResNet-50	Y	COCO, LaSOT, GoT-10k, TrackingNet	cross-entropy loss, IoU loss	Y
THDIMP [46]	2021	CNN-Transformer	ResNet-50	Y	COCO, LaSOT, GoT-10k, TrackingNet	L2 norm loss, AdamW	Y
TTTr [49]	2021	CNN-Transformer	ResNet-50	N	Youtube-BB, ImageNet VID, GoT-10k, LaSOT, COCO	focal loss, L1 loss, AdamW	N
DualTFR [58]	2021	fully-Transformer	Custom	N	ImageNet-1K, COCO, LaSOT, GoT-10k, TrackingNet	cross-entropy loss, GIoU, L1 loss, AdamW	N
SwinTrack [59]	2021	fully-Transformer	Swin Transformer	N	COCO, LaSOT, GoT-10k, TrackingNet	varifocal loss, GIoU loss, AdamW	N
ProCoNEXT [64]	2022	fully-Transformer	ViT	Y	COCO, LaSOT, GoT-10k, TrackingNet	focal loss, IoU loss, L1 Loss, AdamW	N
OSTrack [63]	2022	fully-Transformer	ViT	N	COCO, LaSOT, GoT-10k, TrackingNet	L1 loss, GIoU loss, Gaussian weighted focal loss, AdamW	N
MixFormer [61]	2022	fully-Transformer	CVT	Y	COCO, LaSOT, GoT-10k, TrackingNet	L1 loss, GIoU loss, cross-entropy, AdamW	N
SimTrack [62]	2022	fully-Transformer	ViT	N	COCO, LaSOT, GoT-10k, TrackingNet	L1 loss, GIoU loss, AdamW	N
SparseTT [60]	2022	fully-Transformer	Swin Transformer	N	COCO, LaSOT, GoT-10k, TrackingNet, ILSVRC VID, ILSVRC DET	focal loss, IoU loss, AdamW	N
ToMP [52]	2022	CNN-Transformer	ResNet-101	Y	COCO, LaSOT, GoT-10k, TrackingNet	GIoU loss, AdamW	Y
CSWinTT [56]	2022	CNN-Transformer	ResNet-50	Y	LaSOT, GoT-10k, TrackingNet	L1 loss, GIoU loss, cross-entropy, AdamW	N
AIATrack [57]	2022	CNN-Transformer	ResNet-50	Y	COCO, LaSOT, GoT-10k, TrackingNet	L1 loss, GIoU loss, AdamW	Y
CTT [55]	2022	CNN-Transformer	ResNet-50	N	COCO, LaSOT, GoT-10k, TrackingNet	cross-entropy loss, GIoU loss, L1 loss, AdamW, N	Y
UTT [54]	2022	CNN-Transformer	ResNet	N	COCO, LaSOT, GoT-10k, TrackingNet	GIoU loss, L1 loss, AdamW	Y
ShamTPN [53]	2022	CNN-Transformer	ShuffleNetV2	N	COCO, LaSOT, GoT-10k, TrackingNet	cross-entropy loss, GIoU loss, L1 loss, AdamW	N

only on the literature of CNN-Transformer-based trackers and fully-Transformer-based trackers. However, CNN-based trackers are included in the experimental analysis (section 5) and their performances are compared with CNN-Transformer based trackers and fully-Transformer based trackers.

Generally, Transformer architectures require a massive number of training samples [37] to train their models. Since the target is given in the first frame of a tracking sequence, obtaining a large number of samples is not possible in VOT and hence all of the fully-Transformer based and CNN-Transformer based trackers use a pre-trained network and considered it as the backbone model. In addition, some of these trackers update their model during the tracking and some of them are not updated. Moreover, they are trained on various benchmark datasets such as COCO [95], LaSOT, GoT-10k, TrackingNet, and Youtube-BB [96]. Further, some of these trackers used the background information to track the target and some of them does not. Table 2 summarizes the all Transformer based and CNN-Transformer based approaches by providing their backbone network, template update details, training dataset, training scheme details, and the information of whether they are background aware or not.

We have reviewed the literature of the CNN-Transformer based and fully-Transformer based trackers based on their model architecture. These trackers can be classified as ‘Two-stream Two-stage’ trackers, and ‘One-Stream One-Stage’ trackers. In ‘Two-stream Two-stage’ trackers, two identical pipeline of network branches (two-stream) are used to extract the features of the target image and search image. Also, in this category of trackers, feature extraction and feature fusion of target template and search region are done in two distinguishable stages (two-stage). On the other side, in ‘One-Stream One-Stage’ trackers, a single pipeline of networks are used and the feature extraction and feature fusion are done together through a single stage. Until now, all of the CNN-Transformer based trackers are proposed as the ‘Two-Stream Two-Stage’ approaches while fully-Transformer based trackers can be classified as ‘Two-stream Two-stage’ and ‘One-stream One-stage’ approaches. Fig. 4 shows the classification of CNN-Transformer based and fully-Transformer based trackers.

4.1. CNN-Transformer based Trackers

Most of the recent CNN-based trackers [29, 88, 89, 90, 31, 91, 32, 92, 93, 34, 33, 94] followed a Siamese network architecture by using two identical pipelines of

convolutional neural networks. In these trackers, features of the target template and search region are extracted by using two identical CNN branches. Then the target localization is done by finding the similarity of target’s features in search region’s features using a correlation function. Although the correlation operation is simple and fast for feature similarity matching process, it is not good enough to capture the non-linear interaction (occlusion, deformation, and rotation) between the target template and search region and hence the tracker’s performance is limited. To successfully handle this issue, researchers started using the Transformer for the feature fusion process of the CNN-Transformer based trackers.

Similar to most of the CNN-based trackers, CNN-Transformer based trackers also use two Siamese-like identical pipeline of networks. In the beginning of these pipelines, target template’s and search region’s features are extracted using a CNN. Then the extracted deep features are flattened into vectors and thereafter fed to a Transformer to capture the similarity of the target in the search region. All CNN-Transformer based trackers use a two-stream, two-stage approach, with two identical pipelines of networks that perform feature extraction and feature fusion using convolutional and Transformer architectures, respectively.

The first CNN-Transformer based tracker was proposed by Wang et al. [46] by introducing a transformer into both generative and discriminative tracking paradigm. In their Siamese-like tracking architecture, a set of template patches and search region are fed to a CNN backbone to extract the deep features. Then, as shown in Fig. 5, extracted template features are fed to the transformer’s encoder to capture the high-quality target’s features using the attention mechanism. Similarly, search region features are fed to the Transformer decoder to produce the decoded features by aggregating the informative target cues from previous frames with the search region features. In the TrSiam pipeline, similar to the SiamFC[24] tracker, the target feature is cropped from the encoded feature, and then cross-correlated with the decoded features to locate the target location. In the TrDiMP pipeline, end-to-end Discriminative Correlation Filters (DCF) are applied on the encoded features to generate a response map, which is then used to locate the target in the search region. Since the Transformer is used in this tracker, a collection of target templates’ cues are used to target localization and hence the tracker is able to locate the target with severe appearance changes.

Similar to the TrDiMP [46] tracker, Yu et al. [50] introduced the encoder-decoder Transformer architecture

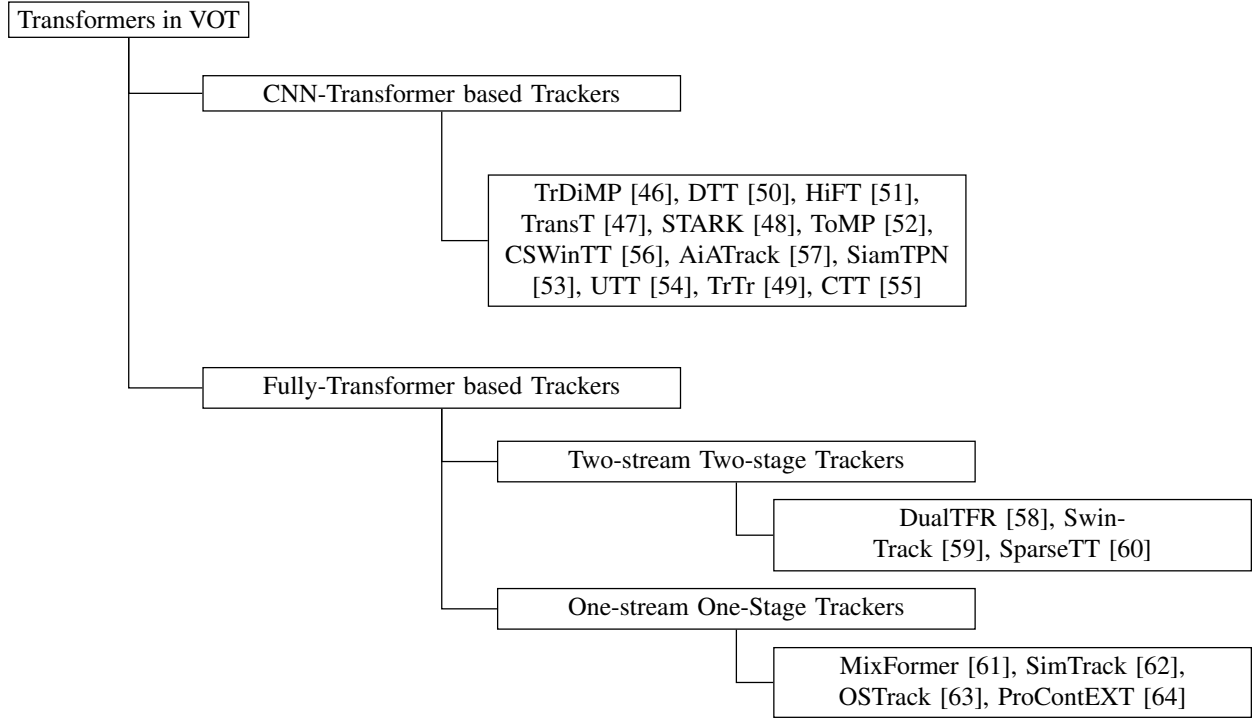


Figure 4: Classification of CNN-Transformer and fully-Transformer trackers based on their model architecture. Multiple pipeline of networks are used in ‘Two-stream Two-stage’ trackers while single pipeline of networks are used in ‘One-stream’ trackers. Also, feature extraction and target detection are done through two distinguishable stages in ‘Two-stage’ trackers while they are done together in ‘One-Stage’ trackers.

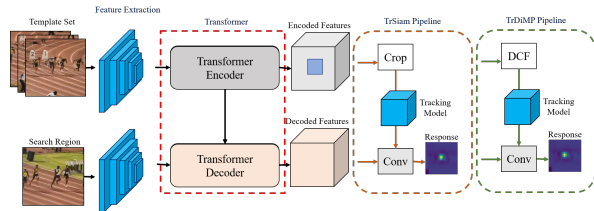


Figure 5: Architecture of the first CNN-Transformer based tracker[46] with TrSiam and TrDiMP branches. Target template set’s features and search region features are fed to the Transformer encoder and decoder to locate the target.

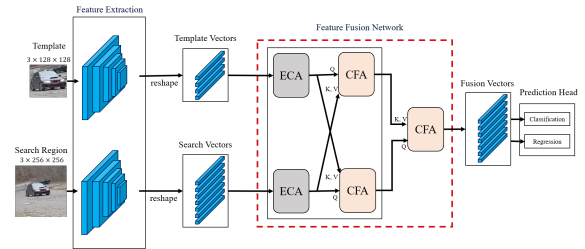


Figure 6: Architecture of the TransT tracker [47]. It has a CNN backbone network, a Transformer network, and a prediction network for deep feature extraction, feature fusion, and target localization, respectively.

[36] in VOT and their tracker is referred as DTT. They have also used a Siamese-like tracking framework and extracted the deep features using a backbone CNN architecture. In their tracking model, target templates are fed with background scenes and then the Transformer architecture captures the most discriminative cues of the target. Since their approach involves conducting the tracking without the need to train a separate discriminative model, it is simple and has demonstrated high tracking speed in benchmark datasets.

Another Siamese-like architecture is proposed in TransT [47] tracker. As demonstrated in Fig. 6, TransT

tracker has three modules: a CNN backbone network, a Transformer based feature fusion network, and a prediction network. Similar to other CNN-Transformer based trackers, target template’s and search region’s features are extracted using the ResNet50 [97] model. Then these features are reshaped using a 1×1 convolutional layer and fed to the feature fusion network. The Transformer-based feature fusion network has N number of feature fusion layers, and each layer has an ego-context augment module (ECA) and a cross-feature aug-

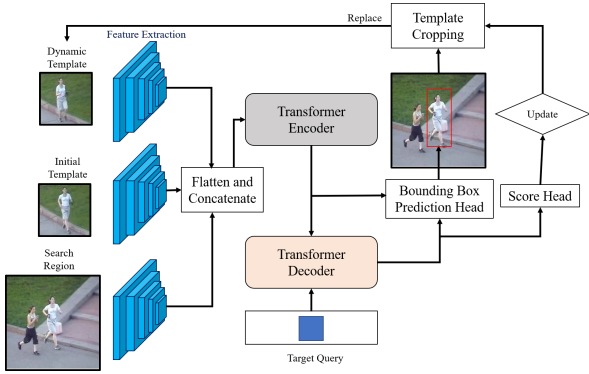


Figure 7: Architecture of the STARK tracker [48]. It learns the spatial and temporal information of the target using the Transformer.

ment (CFA) module to enhance the self-attention and cross-attention, respectively. Finally, fused features are fed to a prediction network, and it locates the target and find the coordinates using a simple classification and regression branches, respectively. TransT tracker showed excellent performance than the CNN-based trackers by using the Transformer for feature fusion instead of the correlation matching of the previous approaches.

Several CNN-Transformer trackers are proposed by training the Transformer to capture the cross-correlation between the target template and search region features. TrTr tracker [49] trained a Transformer to capture the global information of of the target template and then used that cues to find the accurate cross-correlation between target and search region. Another similar approach is proposed by Xiuhua et al. [98] with a template update mechanism. Recently, Zhong et al. [55] proposed a tracker, referred as CTT, and improved the feature fusion between target and search region features by including a cross-correlation module into the Transformer architecture. CTT tracker avoids the background interference in long-term tracking by using their correlation based Transformer architecture.

In contrast to the previously mentioned CNN-Transformer based trackers, Yan et al. [48] proposed a new transformer architecture for VOT based on the DETR [38] object detection Transformer. Their tracker is referred as STARK and they have trained the Transformer to capture the spatial and temporal cues of the target object. ResNet [97] is used to extract the deep features of the initial target template, dynamic target template, and search regions. Then, as shown in Fig. 7, these features are flattened, concatenated, and then fed to a Transformer with encoder and decoder architectures. The STARK tracker’s Transformer has N number of encoder layers with a multi-head self attention

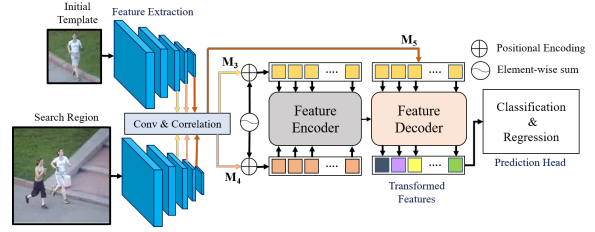


Figure 8: Architecture of the HiFT tracker[51]. It extracted the multi-level convolutional features of the target template and search region and then fed the high-resolution features to encoder and low-resolution features to decoder.

module and a feed forward network module in each layer. The encoder captures the feature dependencies between every element in the tracking sequence, and reinforces the original features with global contextual information. This enables the model to learn discriminative features for object localization. The decoder of the tracker learns a query embedding to predict the spatial positions of the target object by using the transformer-based detection approach of the DETR. To determine the target’s bounding box in the current frame, STARK introduced a corner-based prediction head. Additionally, a score head is learned to control the updates of the dynamic template images. Since the architecture of the STARK is simple and capable of capturing the spatiotemporal information of the tracking sequence, it has demonstrated better tracking robustness and good tracking speed compared to several CNN-based trackers.

Similar to the STARK tracker, Mayer et al. [52] proposed a tracker, referred as ToMP, by utilizing the DETR object detection Transformer. Their feature extraction and Transformer architectures are similar to the STARK tracker. The ToMP tracker uses a target localization technique similar to the DiMP [89] tracker, but with a Transformer model replacing the model predictor. According to the reported experimental results, the ToMP tracker outperforms the STARK tracker in terms of tracking performance and speed.

Most of the CNN-Transformer based trackers [48, 52, 47, 50, 46] obtained the deep features from the last convolutional layer of a backbone CNN architecture. Different from these trackers, as illustrated in Fig. 8, Cho et al. [51] extracted the multi-level convolutional features of the target template and search region from the last three layers (3, 4, 5) of the AlexNet [20] model. Their tracker is referred as HiFT and it was originally proposed for aerial tracking. In this tracker, high resolution cross-correlated features are fed to the Transformer’s encoder to capture the spatial cues of the target with different scales. Also, low resolution cross-correlated fea-

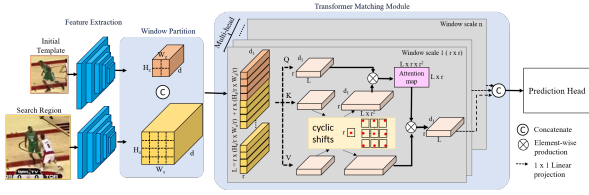


Figure 9: Architecture of the CSWinTT tracker [56]. Instead of pixel-level attention, this tracker considered the window-level attention by fed the flattened window feature pairs to the Transformer.

tures of the last convolutional layers of the target template and search region are fed to the Transformer’s decoder to capture the semantic features. Finally, a prediction head is applied on the transformed feature to locate the target state. HiFT tracker showed better performance than the CNN-based trackers because of its strong discriminative capability.

Similar to HiFT tracker, Xing et al. [53] proposed an aerial tracking approach, referred as SiamTPN, by utilizing the multi-level convolutional features of a backbone CNN. However, their Transformer architecture is different than the HiFT tracker since they used a Transformer Pyramid Network (TPN) to fuse the multi-level features of the target and search region. In addition, instead of the multi-head self attention layer, a pooling attention (PA) layer is used in the Transformer architecture of this tracker to reduce the computational complexity and memory load. Based on the reported results, SiamTPN tracker is able to track a target in real-time speed on a CPU.

All of the early CNN-transformer based approaches [48, 52, 47, 50, 46, 51, 53] extracted the deep features of the target template and search region using a CNN backbone and then flattened them to fed a Transformer network. Although the Transformer captures the pixel-wise attention from the flattened features, the valuable object-level cues from the relative pixel positions are lost. Recently, Song et al. [56] noticed this issue and proposed a multi-scale cyclic shifting window Transformer tracker (CSWinTT) to tackle this issue. Similar to other CNN-Transformer based trackers, CSWinTT also extracted the deep features of the target template and search region using the ResNet-50. Thereafter, as shown in Fig. 9, these features are split as small windows and then each windows are flattened and then fed to the Transformer to capture the window-wise attention. In addition, a multi-head multi-scale attention module is used in the Transformer of the CSWinTT to find the relevance between target template and search region windows at a particular scale. Moreover, a cyclic shifting technique is proposed in the window-wise at-

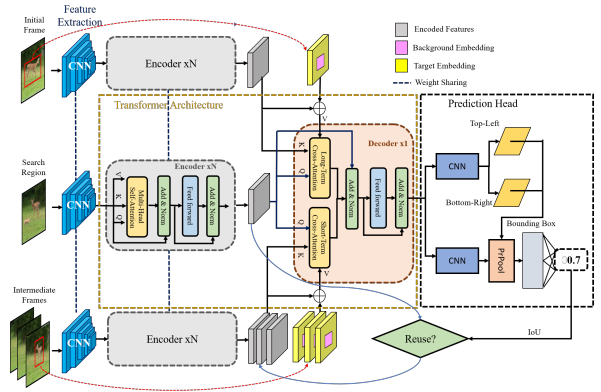


Figure 10: Architecture of the AiATrack approach [57]. An attention-in-attention (AiA) module is used in this tracker to enrich the cross-correlation attention by searching for consensus among all correlation vectors and hence ignores the noisy correlations.

tention module of the CSWinTT to fuse the outputs of each attention heads with different scales. Although the cyclic shifting and window-wise attention are computationally expensive techniques, CSWinTT approach showed excellent tracking performance than the other CNN-Transformer based trackers because it considered the window-level attention instead of the pixel-level attention.

The first CNN-Transformer based unified tracker is proposed by Ma et al. [54] and it is referred as UTT. This unified tracker provided a single model architecture for single object tracking and multi object tracking to track the single and multiple targets together. In this tracker, deep features of the target template and search region, obtained from a backbone CNN, are fed to a Transformer to locate a target. In this UTT approach, target-specific features are extracted by using a decoder component of the Transformer. Similarly, a proposal decoder component is used to extract the search region features with respect to the target. Finally, these two features are fed to a Transformer to predict the coordinates of the target in the search region. Experimental results showed that UTT approach successfully handles the single and multi object tracking through a single tracking architecture.

Tracking performance of the CNN-Transformer based trackers are mainly depends on the attention mechanism. In these trackers, deep features of the target template and search regions are enriched using the self-attention mechanism and then the correlation between them are computed using the cross-attention mechanism. In the cross-correlation module of the CNN-Transformer based trackers, correlation between each

query-key pairs are calculated independently and then the highest correlated pair is selected. Gao et al. [57] found that if a key has high correlation with a query and the neighbors of that key has less correlation with that particular query then that correlation should be a noise. Based on this finding, as illustrated in Fig. 10, they have proposed an attention-in-attention (AiA) module by including an inner attention module in Transformer architecture and their tracker is referred as AiATrack. The proposed inner attention module of the AiATrack approach improves the attention by searching for consensus among all correlation vectors and ignores the noisy correlations. In addition, AiATrack approach introduces a learnable target-background embedding to differentiate the target from the background while maintaining the contextual information. Because of the enhanced attention mechanism, AiATrack approach successfully avoid the distractor objects and hence improves the tracking performance.

In summary, CNN-Transformer based trackers extracted the deep features of the target template and search region using a CNN backbone such as ResNet or AlexNet. Then these deep features are enhanced and thereafter cross-correlated by fed them into a Transformer. Finally, output features of the Transformer are used to predict the target location. CNN-Transformer based trackers are successfully outperforms the Siamese-like CNN-based trackers since they have used a learnable Transformer instead of the linear cross-correlation operation. Although, a few early trackers borrowed the Transformer architectures from the object detection task and used them without any modification, recent approaches identified the Transformer based tracking issues and then modified their architecture accordingly. In overall, CNN-Transformer based trackers showed excellent tracking performance than the CNN-based trackers.

4.2. Fully-Transformer Based Trackers

Although, CNN-Transformer based trackers utilized the attention mechanism of the Transformers for feature enhancement and feature integration of target template and search region, they are still rely on convolutional features since they used a backbone CNN for feature extraction. Since the CNN are captured the features through local convolutional kernels, CNN-Transformer based trackers are poor to capture the global feature representations.

Recently, several fully-Transformer architectures are proposed for several computer vision tasks such as object detection, object classification, and segmentation. These Transformer architectures did not rely on CNN

features and hence they are able to capture the global feature representations. Vision Transformer (ViT) [37] is the first fully-Transformer architecture in computer vision. ViT is proposed for image classification by split and then fed an image as the sequences of 16×16 image patches to the Transformer. ViT outperformed CNN-based image classifier when it was trained on a massive dataset. Due to the grate success of ViT many follow-up Transformer architectures are proposed in computer vision. The predefined positional embedding scheme of the ViT are replaced by a conditional position embedding in the CPVT [99] Transformer architecture. The TNT [100] approach further subdivides a 16×16 image patch into 4×4 sub-patches using a transformer-in-transformer framework. Inner transformer blocks and outer transformer blocks are used in TNT to capture the interaction between sub-patches and the relationship between patches, respectively. Similar to the CNNs, Swin Transformer [41] captures a hierarchical representation for an image by start learning the feature representation of small-sized patches and then gradually merging neighboring patches in deeper Transformer layers. CVT [86] incorporates two convolution-based operations into the Vision Transformer architecture for image classification, namely Convolutional Token Embedding and Convolutional Projection.

Due to the success of the fully-Transformer architectures in other computer vision tasks, researchers start using them in single object tracking. Based on the tracking network formulation, we classified the fully-Transformer trackers as “Two-stream Two-stage” trackers and “One-stream One-stage” trackers and reviewed their literature in the following subsections.

4.2.1. Two-stream Two-stage Trackers

Two-stream Two-stage Trackers have two identical and individual Siamese-like Transformer based feature extraction branches to extract the features of the target template and search region. After the feature extraction, another Transformer network is used to fuse these features and then to predict the target location.

The first fully-Transformer based “Two-stream Two-stage” tracker is proposed by Xie et al. [58], and it is referred as DualTFR. In this tracker, template and search region images are split as tokens and then fed to the corresponding feature extraction branches. DualTFR has a set of local attention blocks (LAB) in feature extraction branches to capture the attention in a small size window. Then the extracted features are fed to a global attention block (GAB) to capture the long range dependencies. Finally, as demonstrated in Fig. 11, output features of both branches are fed to a cross attention block to com-

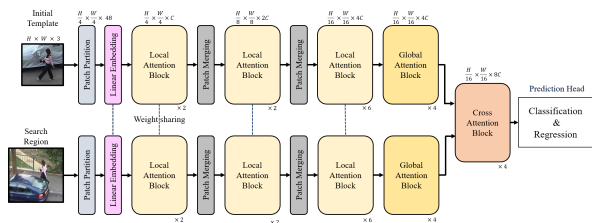


Figure 11: Architecture of the DualTFR tracker [58]. It has a set of local attention blocks and a global attention block to capture the attention in a small sized window and whole image, respectively. At the end of the network, a cross-attention block is used to fuse the features of both branches.

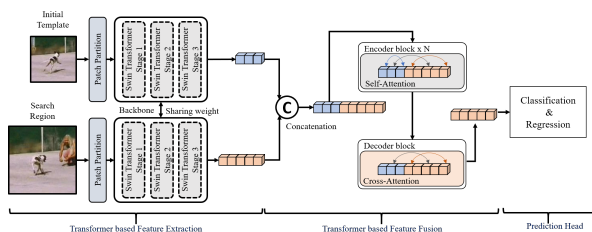


Figure 12: Architecture of the SwinTrack tracker [59]. It utilized the Swin Transformer [41] for feature extraction. Then the features are concatenated with their positional encoding and then fed to the encoder and decoder to enhance them using self-attention and cross-attention, respectively.

pute the attention between target template and search region. Since the LAB computes attention within a small window of tokens on the high-resolution feature maps and the GAB computes the attention among all tokens of the same picture on the low-resolution feature maps, DualTFR tracker successfully achieved the high accuracy while maintaining above real-time speed.

Lin et al. [59] also used a two-branch fully-Transformer architecture for VOT and it is referred as SwinTrack. They have utilized the Swin Transformer [41] for feature extraction since it showed better performance with fewer computational cost in object detection. In Swin Transformer, images and features are partitioned into non-overlapping windows and then the self-attention is computed within the window. Also, windows are shifted in the next layers to maintain the connectivity. After the feature extraction using the Swin Transformer, features of the template and search region are concatenated as shown in Fig. 12. Then the concatenated features and their corresponding positional embedding are fed to the Transformer encoder to enrich them using the self-attention mechanism. Then a Transformer decoder block is used to find the relationship between the template and search region features using the cross-attention mechanism. Finally, the target is located

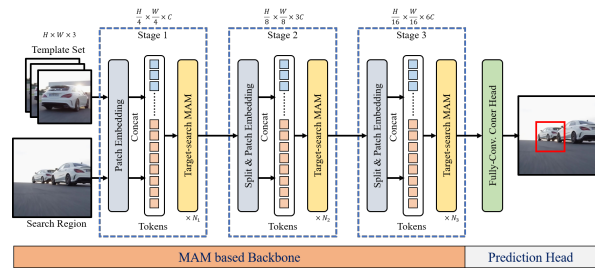


Figure 13: Architecture of the MixFormer Tracker [61]. It has a set of Mixed Attention Modules (MAM) to simultaneously extract and integrate the features of the target template and search region and to extract the target-specific discriminative cues.

by feeding the features to a prediction head, which has a binary classifier and a bounding box regression module. Based on the tracking accuracy, SwinTrack outperformed CNN-Transformer based trackers, and CNN-based trackers in several benchmark datasets.

While the self-attention mechanism of the Transformer captures long-range dependencies, it may not adequately capture target-specific cues, making it susceptible to distraction by background clutter. Fu et al. [60] noticed this issue and then proposed a tracker, referred as SparseTT, by using a sparse attention module to provide the target-specific attention in the search region features. In this tracker, the Swin Transformer is used to extract the target template and search region features and then fed them to a sparse Transformer. Encoder blocks of the sparse Transformer are similar to the other Transformer architectures. Sparse multi-head self-attention modules are used in the decoder blocks to focus the foreground regions. Finally, enhanced features are fed to a double-head prediction network to detect the target with bounding box coordinates.

In overall, fully-Transformer based “Two-stream Two-stage” trackers used a backbone Transformer model to extract the features of the target template and search region. This backbone Transformer is a pre-trained model and borrowed from the object detection tasks. Another Transformer is used to fuse and enhance the extracted futures. Finally, a small prediction network is used to locate the target. All of the “Two-stream Two-stage” trackers have a simple and neat tracking architecture and showed better performance than the CNN-based trackers and CNN-Transformer based trackers since they fully utilized the attention mechanism of the Transformer for tracking a target.

4.2.2. One-stream One-stage Trackers

One-stream One-stage Trackers have a single pipeline of fully-Transformer based network architectures. Also, feature extraction and feature fusion process are done in a single stage in these approaches instead of two stages in the previously mentioned tracking methods.

Recently, Cui et al. [61] found that combining the feature extraction and feature fusion processes is important for object tracking, as it enables extraction of more target-specific cues in the search region and improves correlation. Based on this fact, they proposed a fully-Transformer based One-stream One-stage tracker, referred as MixFormer. As illustrated in Fig. 13, a set of Mixed Attention Modules (MAM) are used in the MixFormer tracker to simultaneously extract and integrate the features of the target template and search region. MixFormer Tracker consumes multiple target templates and search regions as the inputs and locate the target using a simple fully-convolutional based prediction head network. Also, MixFormer utilized the pre-trained CVT Transformer [86] to design the MAM modules since CVT is excellent to capture the local and global feature dependencies in an image. Instead of the self-attention mechanism of the CVT, MAM employs a dual attention mechanism on target template and search region tokens to capture the target-specific and search-specific cues, respectively. In addition, an asymmetric mixed attention technique is used in the MAM modules to reduce the computational cost by eliminating the unnecessary cross-attention between the tokens of the target and search region. Based on the reported results, MixFormer showed excellent tracking performance in benchmark datasets. However, MixFormer showed poor tracking speed since the MAM modules are computationally inefficient.

Another One-stream One-stage tracker is proposed by Chen et al. [62] and it is referred as SimTrack. In this tracker, as shown in Fig. 14, the pre-trained ViT [37] model is utilized as the backbone Transformer to combining the feature extraction and fusion. In SimTrack approach, target template and search region are split as a set of tokens, concatenated, and then fed to the backbone Transformer with their positional embedding. Since the target template tokens contains some background regions due to the splitting process, SimTrack followed a foveal windowing technique to accurately capture the target-specific cues. In the foveal windowing technique, a smaller region of the template image is cropped with the target in middle and then serialized into image tokens. In addition to the tokens of target

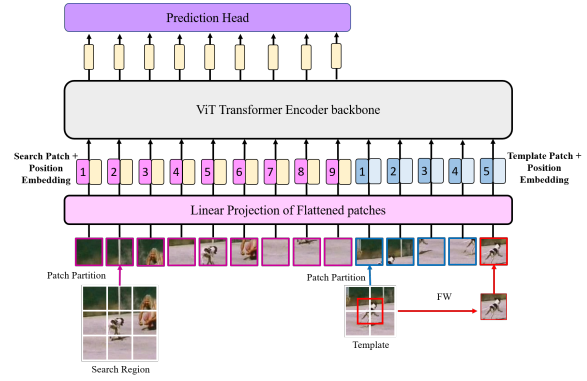


Figure 14: Architecture of the SimTrack Tracker [62]. In this tracker, a target template, a search region, and an exact target region from the template are split as tokens and then fed to the ViT [37] backbone to locate the target.

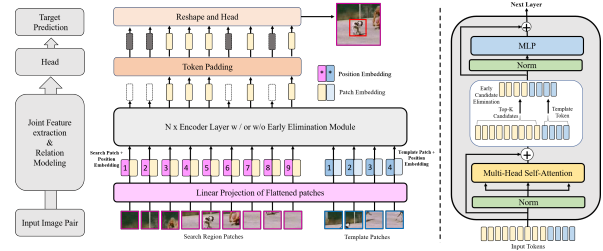


Figure 15: Architecture of the OSTRack Tracker [63]. It used an early elimination module in encoder layers to identify and remove the features of the background tokens from the search image and hence the performance of the tracker is increased.

template and search region, foveal sequence also fed to the Transformer to capture more target-specific features.

Ye et al. [63] developed another One-stream One-stage approach, referred as OSTRack, and it is also combined the feature learning and feature fusion process using the ViT backbone as demonstrated in Fig. 15. They have found that some of the tokens from the search image contains the background information and hence including these tokens in the tracking process is unnecessary. Based on this fact, OSTRack includes an early candidate elimination module in some of the encoder layers to remove tokens containing background information. Because of the candidate elimination module, tracking speed and accuracy of the OSTRack is increased. Since the OSTRack efficiently used the information flow between the features of target template and search region, target-specific discriminative cues are extracted, and unnecessary background features are eliminated, and hence it showed excellent tracking performance with high tracking speed in benchmark datasets.

Similar to the OSTRack, recently Lan et al. [64] pro-

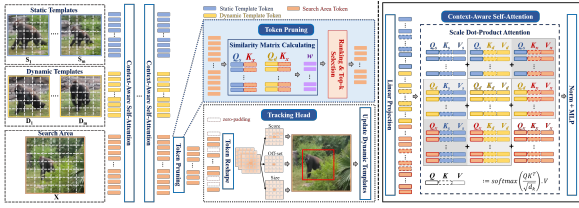


Figure 16: Architecture of the ProContEXT Tracker [64]. Spatial and temporal cues are captured using a context-aware self-attention module by feeding a set of static and dynamic target templates. Also, an upgraded candidate token elimination module is used in this tracker.

posed a fully-Transformer tracker with a candidate token elimination module and their tracker is referred as ProContEXT. The architecture of ProContEXT tracker is shown in Fig. 16. This tracker is focused to capture the spatial and temporal cues of the target templates by using a context-aware self-attention module. In this tracker, static target templates, dynamic target templates with spatial and temporal cues, and search region are split and then fed to the attention module. The candidate token elimination module of ProContEXT works better than OTrack because it includes temporal cues in background token removal. Based on the reported results, ProContEXT approach outperformed OTrack and showed state-of-the-art performances in tracking benchmarks.

In summary, One-stream One-stage trackers combined the feature learning and feature fusion process using a fully-Transformer architecture. In these trackers, target template and search region images are split as tokens and concatenated with their positional embedding, and then fed to a Transformer. Since these trackers extract features with a single Transformer network, the features of the template tokens and search regions are efficiently integrated, leading to more discriminative features being identified and unnecessary features being eliminated. Based on these facts, fully Transformer-based one-stream, one-stage trackers have shown outstanding performance compared to other types of trackers on all benchmark datasets.

5. Experimental Analysis

In the last two decades, a large number of approaches have been proposed for single object tracking. Since their performance is evaluated on various benchmark datasets using different evaluation metrics, experimental evaluation of these approaches is important to identify future directions, especially after the introduction of the Transformer in VOT. In this study, we have eval-

uated the tracking robustness and computational efficiency performances of all the CNN-Transformer based trackers and fully-Transformer based trackers. In addition, we have included the 12 recently proposed CNN-based trackers in this experimental evaluation, analysis study. Five benchmark datasets are used to evaluate the performance of the trackers and their details and evaluation metrics are described in section 5.1. The tracking robustness and efficiency results are presented in Section 5.2 and Section 5.3, respectively.

5.1. Benchmark Datasets and Evaluation Metrics

Several benchmark datasets are constructed and publicly available for VOT. Each dataset is different from the others based on the target object class, size, annotation method, length of the tracking sequence, attributes, and complexity. Additionally, these datasets follow various performance metrics to measure the trackers' performance. To analyze the performance of recent trackers, we have selected five benchmark datasets: OTB100, UAV123, LaSOT, TrackingNet, and GoT-10k. The details of these datasets are summarized in Table 3.

OTB was the first widely used benchmark dataset in VOT. It gained widespread acceptance among researchers due to its simplicity and better evaluation scheme. It is initially proposed with 51 short tracking video sequences and they are referred to as OTB2013 [101]. Few years later, another 49 sequences are included into the benchmark and then the entire sequences are referred to as OTB100 [72]. We have selected OTB100 to evaluate the performance of the trackers with various tracking attributes (scenarios). Similar to other researchers, precision and success plots are used to measure the performance of a tracker in OTB-100. Precision in OTB-100 is computed by calculating the distance between the midpoints of the tracked target bounding box and the corresponding ground truth bounding box. The precision plot is used to show the proportion of frames in which the tracking locations are within a threshold distance. In this study, threshold of 20 pixel distance are used to rank the trackers based on their precision scores. Success of a tracker is measured in OTB100 by measuring the average overlap scores and it is computed as follows:

$$Overlap_Score = \frac{|B_t \cap B_g|}{|B_t \cup B_g|}, \quad (7)$$

where B_t and B_g are the bounding boxes of tracked target and ground-truth, respectively. Also, \cap and \cup are denoting intersection and union operations, respectively. The area-under-curve (AUC) scores are used to rank the

trackers in success plots, representing the average number of successful frames when the overlapping scores change from 0 to 1.

UAV123 [80] dataset contains a total of 123 video sequences from an aerial viewpoint. All the video sequences of UAV123 are captured by using unmanned aerial vehicles (UAV). Compare to OTB-100 and other benchmark datasets, target object is small in UAV123 and the tracking sequences have several distractor objects and long occlusions. Since both the OTB-100 and UAV123 datasets have a small number of sequences with fewer frames, they are not sufficient to train deep learning-based tracking architectures. We have used the UAV123 dataset to evaluate the aerial tracking performances of trackers and to measure their occlusion handling capability. UAV123 dataset follows the same evaluation scheme of OTB100 to compare the performance of trackers.

TrackingNet [79] is the first large scale benchmark dataset and contains more than 30K video sequences. Tracking video sequences of TrackingNet are sampled from real-world YouTube videos and 30,132 and 511 numbers of sequences are allocated for training and testing, respectively. The TrackingNet dataset contains a rich distribution of target object classes, with almost 14 million bounding boxes. The average length of tracking sequences is less than 500 frames, and hence the TrackingNet dataset is not suitable to evaluate a tracker’s long-term tracking capability. However, we have used the TrackingNet dataset to evaluate the performance of trackers in real-world scenarios across a wide range of classes. Similar to the OTB100, TrackingNet dataset also used the precision and success plots to evaluate the performance of trackers. In addition to these metrics, normalized precision is used since the precision is depending on the sizes of the images and bounding boxes. The normalized precision (P_n) metric is computed as:

$$P_n = \|W(B_t - B_g)\|_2 \quad (8)$$

where W denotes the size of the bounding box.

Recently, the large-scale single object tracking (LaSOT) benchmark [77] was developed and it is the largest tracking dataset so far. On average, more than 2500 frames are in a tracking sequence in LaSOT, and the total duration of video sequences are more than 32 hours. In addition, target object are annotated with detail information such as absent label, in which out-of-view and fully occluded target are labeled. Furthermore, the LaSOT dataset maintained the class balance in video sequences by containing equal number of video sequences for each target class. Similar to the TrackingNet dataset,

LaSOT dataset used the precision, success, and normalized precision metrics to measure the performance of the trackers. In this experimental analysis study, LaSOT benchmark is mainly used to evaluate the long-term tracking performance of the trackers.

GoT-10k [78] is another large scale tracking benchmark and it has 10,000 video sequences which were captured from real-world scenarios. Compare to other benchmark datasets, GoT-10k has a huge number of target object classes and almost 1.5 million bounding boxes are used in annotation. Furthermore, the annotations include motion and absent labels, allowing for the efficient evaluation of trackers that can handle motion and occlusions. The average overlap (AO) and success rate are used to evaluate the trackers in GoT-10k and they are calculated by measuring the average overlaps between B_t and B_g , and the percentage of correctly tracked frames, respectively. We have evaluated the trackers on GoT-10k to measure the one-shot tracking performances of the trackers since the training object classes are not overlapped with testing object classes.

5.2. Tracking Performance Analysis

We have evaluated the tracking performance of the approaches on the OTB100, UAV123, TrackingNet, LaSOT, and GoT-10k benchmark datasets and presented the qualitative results in this section. To conduct an unbiased evaluation and compare their tracking performances, we reproduced the success and precision scores of the trackers and their attribute-wise tracking results using their source codes. Additionally, we considered the reported results of a few recent trackers since their source codes are unavailable.

We have selected 31 single-object trackers for this experimental evaluation study. They were published in the last four years in reputed conferences and indexed journals. In this evaluation, these selected trackers are categorized as CNN-based trackers, CNN-Transformer based trackers, and Fully-Transformer based trackers and then their category-wise performances are discussed. The overall performances of these trackers are summarized in Table 4 and their attribute-wise results are detailed in Table 5. Tracking performances of these approaches for each benchmark datasets are discussed in the following subsections.

5.2.1. Analysis on OTB100 Dataset

We used the official toolkit of OTB100 to evaluate the tracking performance of the trackers. Success plots were ranked based on the area-under-curve (AUC) scores, while the precision (P) scores at a threshold of

Table 3: Details of the datasets used in experimental analysis study. The abbreviations are denoted as SV for scale variation, ARC for aspect ratio change, FM for fast motion, LR for low resolution, OV for out-of-view, IV for illumination variation, CM for camera motion, MB for motion blur, BC for background clutter, SOB for Similar Object, DEF for deformation, ROT for rotation, IPR for in-plane rotation, OPR for out-of-plane rotation, OCC for occlusion, FOC for full occlusion, POC for partial occlusion, and VC for viewpoint change

Dataset	Year	No of Sequences	No of Classes	Average Frames	Absent Label	Attributes	Evaluation Metrics
OTB100 [72]	2015	100	16	598	No	SV, FM, LR, OV, IV, MB, BC, DEF, IPR, OPR, OCC	Precision, Success
UAV123 [80]	2016	123	9	915	No	SV, FM, LR, OV, IV, CM, BC, SOB, OCC, POC, FOC	Precision, Success
TrackingNet [79]	2018	30643	27	471	No	SV, ARC, FM, LR, OV, IV, CM, MB, BC, SOB, DEF, IPR, OPR, POC, FOC	Precision, Success, Normalized Precision
LaSOT [77]	2019	1400	70	2506	Yes	SV, ARC, FM, LR, OV, IV, CM, MB, BC, DEF, ROT, FOC, POC, VC	Precision, Success, Normalized Precision
GoT-10K [78]	2019	10000	563	149	Yes	SV, ARC, FM, LR, IV, OCC	Average Overlap, Success Rate

20 pixels were used to evaluate the trackers. In addition to the overall evaluation, the performances of the trackers were measured based on eleven tracking attributes using the toolkit and their success plots, as shown in Fig. 17.

Based on the overall success rates and precision scores in Table 4, both CNN-Transformer-based trackers and CNN-based trackers have achieved high performance overall. TrTr [49] tracker showed excellent performance on OTB100 in terms of accuracy and precision by replacing the cross-correlation mechanism of Siamese tracking with a Transformer. Similarly, TrDiMP [46] showed competitive success and precision scores by exploiting temporal cues with a CNN-Transformer based architecture. On the other side, CNN-based Siamese trackers: SiamAttn [90] and SiamRN [34] showed high success and precision scores, respectively.

Compared to other benchmark datasets, the tracking performances of fully-Transformer based trackers are slightly lower than the other two types on OTB100. CNN-Transformer-based trackers and CNN-based trackers are similarity matching approaches based on Siamese architecture. They showed better performances in OTB100 by capturing and matching convolutional features that represent local-regional cues. Since most of the OTB videos have fewer frames, the appearance of the target remains the same in many sequences. Therefore, CNN-based feature extraction and matching have shown excellent tracking results. On the other hand, the performances of fully Transformer-based approaches mainly rely on their temporal cue learning and global feature capturing capabilities, and their performances are slightly limited on OTB100 since

most tracking sequences have low-resolution videos with fewer frames.

The attribute-based evaluation on OTB100 showed that the dataset is no longer challenging for recent trackers, based on the results in Table 5 and the plots in Fig. 17. The fully-Transformer based trackers: MixFormer [61], SparseTT [60], and ProContEXT [64] showed better performance than the CNN-based trackers in many challenging attributes. In particular, almost all of the fully Transformer-based trackers successfully handled the fast motion (FM) and out-of-view (OV) scenarios and outperformed the CNN-based trackers by a large margin, due to their long-range feature capturing capability. On the other side, fully-Transformer trackers showed poor performances in background clutters (BC), and deformation (DEF) challenges because of their poor discriminative capabilities in short-range videos. In overall, CNN-Transformer based tracker TrTr [49] successfully handles all tracking challenges in OTB100 by combining the CNN features with a Transformer architecture.

5.2.2. Analysis on UAV123 Dataset

Tracking a target in the UAV123 dataset is more difficult than in other benchmark datasets, since the target objects are relatively small in aerial tracking sequences. Therefore, the trackers can capture limited visual cues and are unable to rely on powerful appearance models. In addition, tracking a target in UAV123 is more challenging since the target object and camera frequently change position and orientation. We have used the official toolkit of UAV123 to measure the precision and success scores of the trackers and to conduct the tracking attribute-wise evaluation.

Table 4: Tracking robustness comparison of the recently proposed state-of-the-art approaches on OTB100, UAV123, TrackingNet, LaSOT, and GoT-10K benchmarks. The abbreviation are denoted as SR : Success Rate, P : Precision, P_n : Normalized Precision, AO : Average Overlap, $SR_{0.5}$: Success Rate at 0.5 threshold, and $SR_{0.75}$: Success Rate at 0.75 threshold. All the results are reported in percentage. The red, green, and blue colors are used to mark the top three results, respectively. The symbols † and ‡ are denoting ‘one-stream one stage’ trackers, and ‘two-stream two stage’ trackers, respectively.

Trackers	OTB100		UAV123		LaSOT		TrackingNet		GoT-10K						
	SR	P	SR	P	SR	P_n	SR	P_n	AO	$SR_{0.5}$ $SR_{0.75}$					
Fully Transformer-based Trackers	ProContEXT [64] †	66.9	91.1	69.2	90.0	71.4	81.2	77.9	84.6	89.2	83.8	74.6	84.7	72.9	
	OSTrack [63] †	68.1	88.7	70.7	92.3	71.1	81.1	77.6	83.9	88.5	83.2	73.7	83.2	70.8	
	MixFormer [61] †	70.4	92.2	69.5	90.9	70.0	79.9	76.3	83.9	88.9	83.1	70.7	80.0	67.8	
	SimTrack-B/16 [62] †	66.1	85.7	69.8	89.6	69.3	78.5	74.0	82.3	86.5	80.2	68.6	78.9	62.4	
	SparseTT [60] ‡	69.8	90.5	68.8	88.0	66.0	74.8	70.1	81.7	86.6	79.5	69.3	79.1	63.8	
	SwinTrack[59] ‡	69.1	90.2	69.8	89.1	70.2	78.4	75.3	84.0	88.2	83.2	69.4	78.0	64.3	
	DualTFR [58] ‡	-	-	68.2	-	63.5	72.0	66.5	80.1	84.9	-	-	73.5	84.8	69.9
	AiATrack [57]	69.6	91.7	69.3	90.7	69.0	79.4	73.8	82.7	87.8	80.4	69.6	80.0	63.2	
	ToMP [52]	70.0	90.6	65.9	85.2	68.5	79.2	73.5	81.5	86.4	78.9	73.5	85.6	66.5	
	CSWinTT [56]	67.1	87.2	70.5	90.3	66.2	75.2	70.9	81.9	86.7	79.5	69.4	78.9	65.4	
CNN-based Trackers	SiamTPN [53]	70.2	90.2	63.6	82.3	58.1	68.3	57.8	70.8	77.1	65.1	57.6	68.6	44.1	
	UTT [54]	-	-	-	-	64.6	-	67.2	79.7	-	77.0	67.2	76.3	60.5	
	CTT [55]	-	-	-	-	65.7	75.0	69.8	81.4	86.4	-	-	-	-	
	DTT [50]	-	-	-	-	60.1	-	-	79.6	85.0	78.9	68.9	79.8	62.2	
	TrTr [49]	71.2	93.1	63.3	83.9	52.7	61.9	54.4	70.7	79.5	67.4	-	-	-	
	STARK [48]	68.0	88.4	68.5	89.5	67.1	76.9	72.2	82.0	86.9	79.1	68.8	78.1	64.1	
	TransT [47]	69.5	89.9	68.1	87.6	64.9	73.8	69.0	81.4	86.7	80.3	67.1	76.8	60.9	
	TrDiMP [46]	70.8	92.5	67.0	87.6	63.9	73.0	66.2	78.4	83.3	73.1	67.1	77.7	58.3	
	HiFT [51]	61.4	81.4	58.9	78.7	45.1	52.7	42.1	66.7	73.8	60.9	50.4	59.8	27.5	
	CNN-based Trackers	KeepTrack [94]	70.9	92.2	69.1	90.9	67.3	77.4	70.4	78.1	83.5	73.8	68.3	79.3	61.0
SiamGAT [33]		71.0	91.6	64.6	84.3	53.9	63.3	53.0	75.3	80.7	69.3	62.7	74.3	48.8	
SiamRN [34]		70.1	93.1	64.3	86.1	52.7	63.5	53.1	-	-	-	-	-	-	
SiamR-CNN [32]		70.1	89.1	64.9	83.4	64.8	72.2	68.4	81.2	85.4	80.0	64.9	72.8	59.7	
PrDiMP-50 [93]		69.7	89.7	66.9	87.8	59.9	69.0	60.8	75.8	81.6	70.4	63.4	73.8	54.3	
Ocean [92]		68.4	92.0	62.1	82.3	56.0	65.1	56.6	69.2	79.4	68.7	61.1	72.1	47.3	
SiamFC++ [91]		68.3	89.6	62.3	81	54.3	62.3	54.7	75.4	80.0	70.5	59.5	69.5	47.3	
SiamBAN [31]		69.6	91.0	63.1	83.3	51.4	59.8	52.1	-	-	-	-	-	-	
SiamAttn [90]		71.2	92.6	65.0	84.5	56.0	64.8	-	75.2	81.7	-	-	-	-	
DiMP-50 [89]		68.0	88.8	64.8	85.8	56.8	64.8	56.4	74.0	80.1	68.7	61.1	71.7	49.2	
SiamRPN++ [29]	69.6	91.5	64.2	84.0	49.6	56.9	49.1	73.3	80.0	69.4	51.7	61.5	32.5		
SiamDW [88]	67.0	89.2	53.6	77.6	38.5	48.0	38.9	61.1	71.3	56.3	42.9	48.3	14.7		

Table 5: Tracking attribute-based comparison on OTB100, UAV123, and LaSOT datasets. In each tracking attribute, percentage of success rate scores (SR) of best three trackers and their types are listed. The symbols †, ‡, and ◊ are denoting ‘one-stream one stage’ trackers, ‘two-stream two stage’ trackers, and CNN-Transformer based trackers, respectively.

Tracking Attribute	OTB100		UAV123		LaSOT	
	SR	Tracker	SR	Tracker	SR	Tracker
ARC	-	-	70.6	CSWinTT [56] ◊	69.8	ProContEXT [64]†
	-	-	70.2	SimTrack-B/16 [62] †	69.6	OSTrack [63] †
	-	-	70.1	OSTrack [63] †	68.6	MixFormer [61] †
BC	71.5	TrTr [49]◊	57.6	OSTrack [63]†	64.4	ProContEXT [64] †
	70.4	SiamAttn [90]	55.4	AiATrack [57] ◊	63.2	SwinTrack [59]‡
	70.3	TrDiMP [46] ◊	53.9	CSWinTT [56] ◊	62.7	OSTrack [63]†
CM	-	-	72.7	CSWinTT [56] ◊	75.8	ProContEXT [64]†
	-	-	72.4	MixFormer [61] †	74.0	AiATrack [57]◊
	-	-	72.3	SimTrack-B/16 [62]†	74.0	OSTrack [63]†
DEF	69.1	SiamGAT [33]	-	-	72.9	ProContEXT [64] †
	69.0	TrTr [49] ◊	-	-	71.9	SwinTrack [59]‡
	68.6	SiamTPN [53] ◊	-	-	71.7	OSTrack [63]†
FM	72.9	SparseTT [60] ‡	68.3	AiATrack [57] ◊	59.1	OSTrack [63]†
	72.6	SwinTrack [59] ‡	67.9	CSWinTT [56] ◊	58.6	ProContEXT [64] †
	72.5	MixFormer [61] †	67.6	TrDiMP [46] ◊	58.4	KeepTrack [94]
FOC	-	-	56.5	SimTrack-B/16 [62]†	63.1	ProContEXT [64] †
	-	-	56.1	OSTrack [63]†	62.8	OSTrack [63] †
	-	-	54.4	CSWinTT [56] ◊	62.1	MixFormer [61]†
IV	74.2	TrTr [49] ◊	67.0	AiATrack [57] ◊	71.7	ProContEXT [64] †
	73.8	SiamAttn [90]	65.9	CSWinTT [56] ◊	71.4	OSTrack [63]†
	72.8	KeepTrack [94]	65.5	OSTrack [63] †	71.1	SwinTrack [59]‡
IPR	72.1	TrDiMP [46]◊	-	-	-	-
	72.0	SiamAttn [90]	-	-	-	-
	71.7	SiamBAN [31]	-	-	-	-
LR	74.5	SiamAttn [90]	58.4	SwinTrack [59] ‡	65.0	OSTrack [63]†
	74.2	SparseTT [60] ‡	57.4	OSTrack [63]†	64.4	SimTrack-B/16 [62]†
	73.3	SiamGAT [33]	56.0	AiATrack [57] ◊	64.2	ProContEXT [64] †
MB	75.5	MixFormer [61]†	-	-	71.0	ProContEXT [64] †
	75.1	SparseTT [60] ‡	-	-	69.0	OSTrack [63]†
	74.5	AiATrack [57] ◊	-	-	67.8	AiATrack [57]◊
OCC/POC	68.5	TrTr [49] ◊	66.0	OSTrack [63]†	68.9	ProContEXT [64] †
	68.3	SiamAttn [90]	65.8	CSWinTT [56] ◊	68.5	OSTrack [63]†
	68.2	KeepTrack [94]	65.0	KeepTrack [94]	67.5	MixFormer [61] †
OPR	70.9	SiamAttn [90]	-	-	-	-
	70.7	SiamGAT [33]	-	-	-	-
	70.4	TrTr [49] ◊	-	-	-	-
OV	70.3	MixFormer [61]†	68.7	ProContEXT [64] †	66.4	OSTrack [63]†
	69.8	ProContEXT [64] †	68.0	SimTrack-B/16 [62] †	66.4	ProContEXT [64] †
	69.3	TrDiMP [46] ◊	67.9	OSTrack [63] †	66.2	SimTrack-B/16 [62]†
ROT	-	-	-	-	71.1	ProContEXT [64] †
	-	-	-	-	70.0	OSTrack [63] †
	-	-	-	-	69.9	SwinTrack [59] ‡
SV	73.4	ProContEXT [64]†	69.7	OSTrack [63]†	71.2	ProContEXT [64] †
	72.8	KeepTrack [94]	69.4	CSWinTT [56] ◊	70.8	OSTrack [63] †
	72.8	TransT [47] ◊	69.2	SimTrack-B/16 [62]†	70.2	SwinTrack [59]‡
SOB	-	-	69.7	SimTrack-B/16 [62] †	-	-
	-	-	69.1	OSTrack [63] †	-	-
	-	-	68.6	CSWinTT [56] ◊	-	-
VC	-	-	74.0	SimTrack-B/16 [62] †	73.4	ProContEXT [64] †
	-	-	73.4	OSTrack [63] †	71.6	SimTrack-B/16 [62] †
	-	-	73.3	CSWinTT [56] ◊	71.6	SwinTrack [59] ‡

Fully-Transformer based one-stage one-stream trackers showed outstanding performances in UAV123 based on the overall precision and success rate scores, because of their Transformer model combined the feature learning and feature fusion process. Especially, OSTRack [63] tracker showed excellent performance in UAV123 with 70.7% of success rate score and 92.3% of precision score. The SimTrack [62] and MixFormer [61] approaches are also showed good results in UAV123 dataset. Among the CNN-Transformer based trackers, CSWinTT [56] and AiATrack [57] approaches showed better success and precision scores, respectively. CNN-based tracker: KeepTrack [94] obtained second highest precision score because of its distractor object handling capability without relying heavily on an appearance model.

Transformer-based trackers showed excellent performance in almost every attribute on UAV123 benchmark based on the Fig. 18 and the Table 5. The OSTRack [63] and ProContEXT [64] trackers successfully handle the background clutter (BC), partial occlusion (POC), out-of-view (OV), and scale variation (SV) scenarios because of their strong discriminative capability and the background feature eliminating technique. On the other hand, CNN-Transformer based trackers: CSWinTT [56] and AiATrack [57] significantly outperforms fully-Transformer based trackers with a large margin in fast motion (FM), illumination variation (IV), and aspect ratio change (ARC) scenarios.

Based on the experimental analysis, full occlusion (FOC) and low resolution (LR) are the most challenging attributes in UAV123 dataset since all the trackers are struggling to capture the strong appearance cues in these scenarios in aerial tracking videos. To summarize, the evaluation of state-of-the-art trackers on the UAV123 dataset showed that their performance was only average. This finding highlights the need for further research and innovation to improve the accuracy and reliability of aerial tracking systems.

5.2.3. Analysis on LaSOT Dataset

Experimental analysis on LaSOT dataset is important to identify the future direction of VOT since it has long-term tracking sequences with several challenging scenarios. We have utilized the official toolkit of the LaSOT dataset to measure the tracking performance of the approaches.

As summarized in the overall performance results in Table 4, one-stream one-stage fully-Transformer trackers: ProContEXT [64] and OSTRack [63] approaches showed outstanding performance in LaSOT in terms of success rate, normalized precision, and precision scores.

Since these two trackers efficiently used the information flow between the target template and search region and hence eliminated the background features in feature matching, they successfully handles the distractors and occlusion in long-term tracking and hence significantly outperformed the other trackers with a large margin. Overall, all fully-Transformer-based trackers performed well in the LaSOT dataset, as the target-aware transformer features are better suited for long-term tracking than CNN-based local feature extraction.

Based on the attribute-wise success plots in Fig. 19, and Table 5, ProContEXT [64] and OSTRack [63] trackers showed best performance in all tracking challenges in LaSOT benchmark. In particular, the ProContEXT tracker outperforms the competitors with a large scale in background clutter (BC), camera motion (CM), illumination variation (IV), rotation (ROT), and fully occlusion (FOC) scenes because of its strong discriminative capability and background feature removal mechanism. The two-stream two-stage tracker: SwinTrack [59] also showed considerable performance in some challenging attributes.

Overall, fully-Transformer-based trackers showed excellent performance, while CNN-Transformer-based trackers showed considerable performance in the LaSOT benchmark. On the other hand, the overall tracking and attribute-wise performances of CNN-based approaches are very limited in the LaSOT dataset, as they fail to include temporal cues and extract target-specific features in search regions. Based on the attribute-wise success rates, fast motion and full occlusion are the most challenging for state-of-the-art trackers.

5.2.4. Analysis on TrackingNet Dataset

TrackingNet dataset has more than 30k training and 511 testing video sequences with 14 million and 225k annotations, respectively. Since the TrackingNet dataset has the videos with a large diversity of resolutions, target object classes, and frame rates, evaluating the tracking performance on this dataset is important for many real-world applications. Similar to LaSOT dataset, we ranked the trackers in TrackingNet dataset using success rate, precision score, and normalized precision. Since the test set annotations are not publicly available, we are unable to conduct the attribute-wise comparison in this dataset.

Similar to other benchmark datasets, the ProContEXT [64] tracker showed superior performance in TrackingNet dataset with 84.6% of success rate, 89.2% of normalized precision, and 83.8% of precision scores. Also, other one-stream one-stage based fully-Transformer trackers: OSTRack [63] and MixFormer

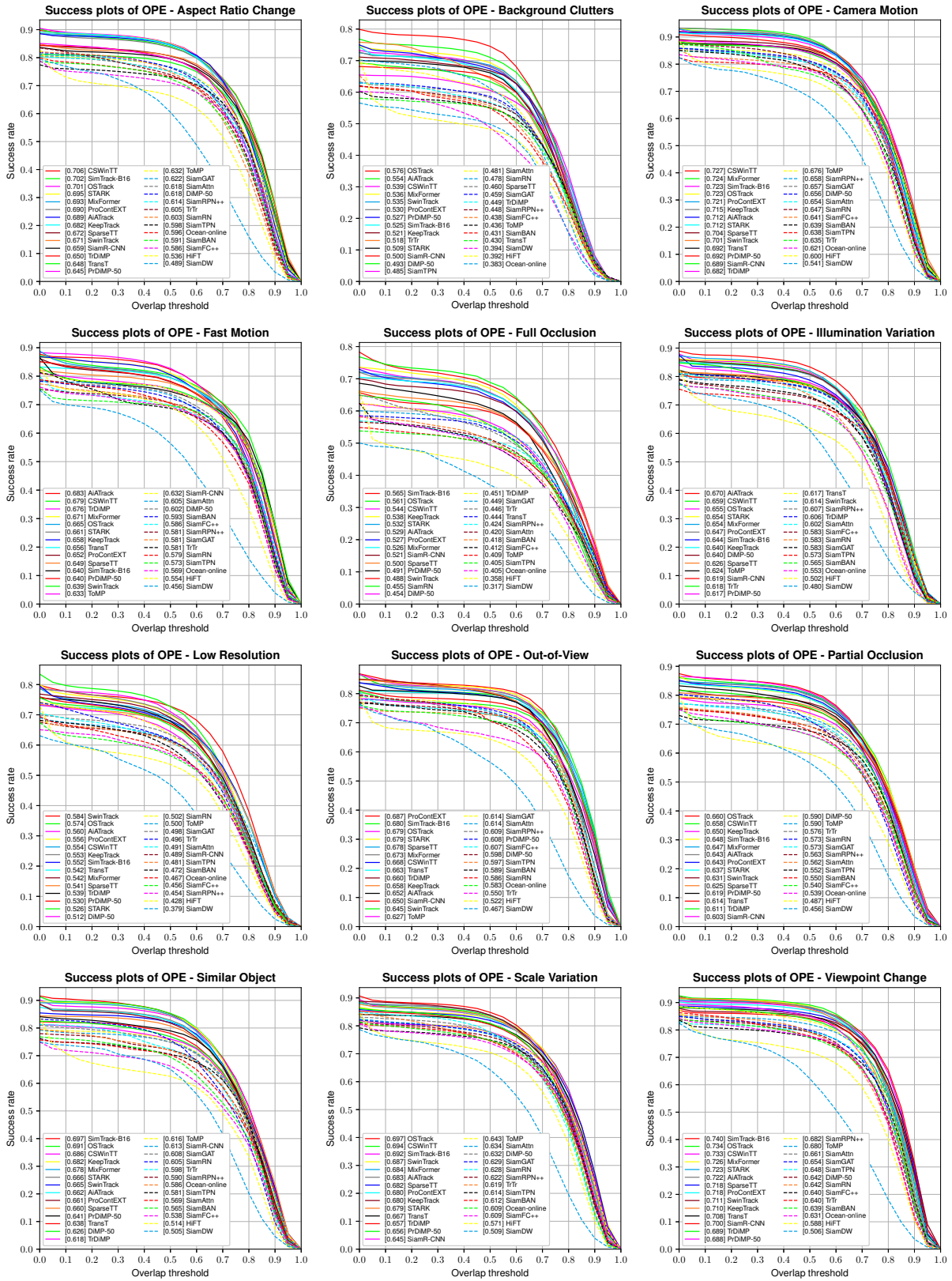


Figure 18: The success plots of the trackers for 12 challenging attributes on UAV123 dataset

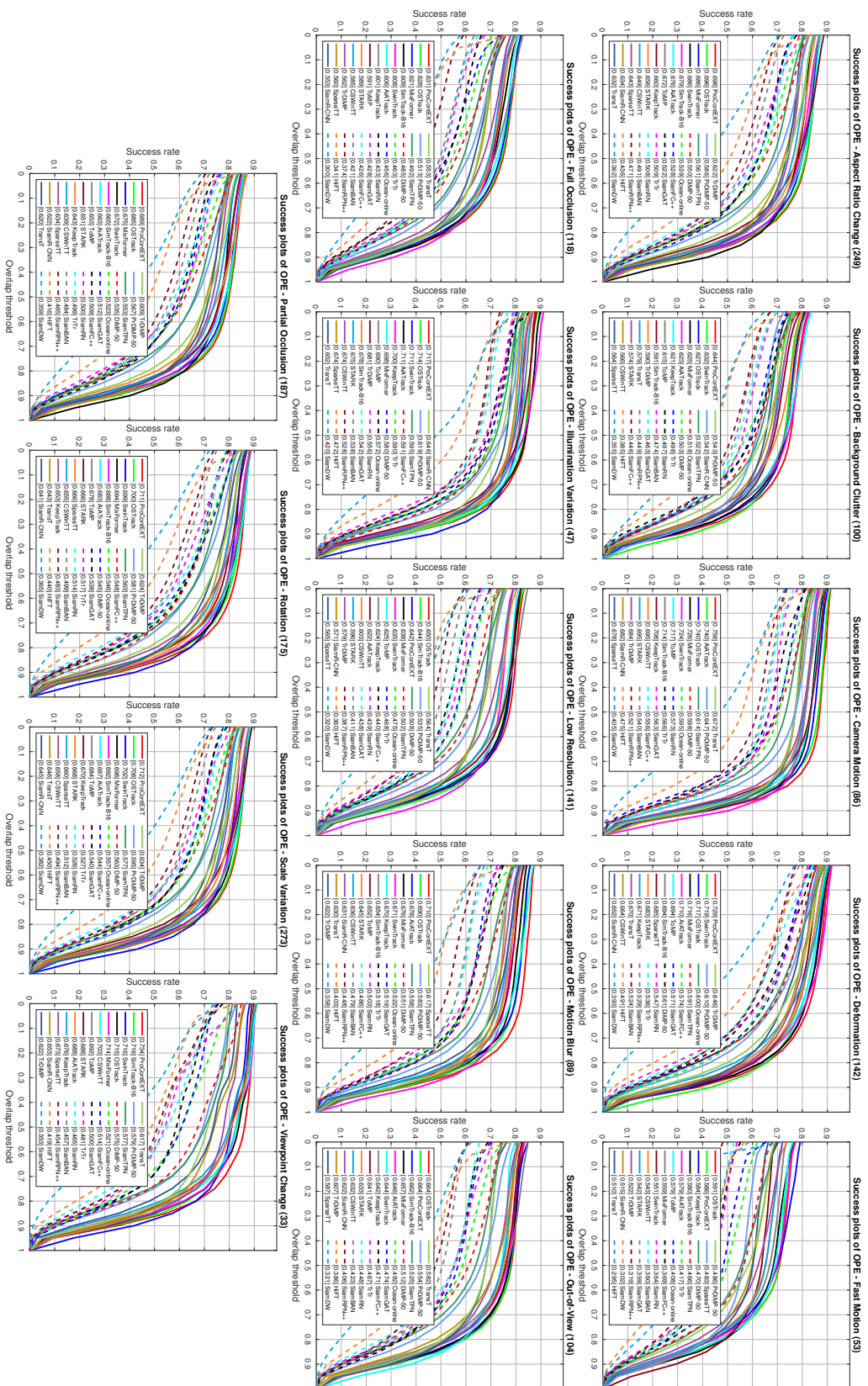


Figure 19: The success plots comparison trackers on LaSOT for 14 challenging attributes

[61] approaches also showed competitive tracking performances. The two-stream two stage tracker: Swin-Track [59] showed third highest success rate and precision scores.

Experimental analysis on TrackingNet dataset showed that fully-Transformer based trackers significantly outperformed other two categories by a large margin. Although CNN-Transformer based trackers: AiATrack [57] and ToMP [52] obtained considerable competitive performances, tracking accuracy of other CNN-Transformer based trackers are lower. On the other hand, all CNN-based trackers are struggling to show good performance in TrackingNet dataset. The experimental results clearly show that fully-Transformer-based feature extraction and fusion successfully handle real-world tracking scenarios, such as various resolutions and frame rates, better than CNN-based feature extraction and target localization.

5.2.5. Analysis on GoT-10k dataset

Evaluating performance on the GOT-10k dataset is essential for VOT approaches, as it has a large diversity of target object classes. This allows for measuring the one-shot tracking performance of the trackers, i.e., the performance when the target object class is not included in the training. Average Overlap and success rate at the threshold of 0.5 ($SR_{0.5}$) and 0.75 ($SR_{0.75}$) are used to rank the trackers in GOT-10k dataset.

Based on the obtained results in Table 4, ProContextEXT [64] achieved highest average overlap score and $SR_{0.75}$ with 74.6%, and 72.9%, respectively. The CNN-Transformer based tracker ToMP [52] obtained the highest $SR_{0.5}$ with 85.6% because of the Transformer based powerful model predictor. The fully-Transformer based trackers: OTrack [63] and DualTFR [58] also showed competitive performance in GOT-10k dataset. Overall, most of the fully-Transformer based trackers and few CNN-Transformer based trackers showed better performance in GOT-10k dataset. Based on the obtained results, CNN-based trackers have limited overall tracking performance in one-shot tracking, as they struggle to track an unseen target object class.

5.3. Tracking Efficiency Analysis

Analyzing tracking efficiency is as important as analyzing tracking performance, as it is crucial for many practical and real-world applications. In this efficiency analysis comparison, we have included all the recent trackers except a few approaches since their source codes and tracking models are not publicly available. To conduct the unbiased comparison, efficiency results of

each tracker is obtained by executing their source codes on a computer with a NVIDIA Quadro P4000 GPU and a 64GB of RAM. We did not change the parameters of the tracking models of these approaches and obtained the efficiency results by evaluate the trackers on the LaSOT benchmark dataset.

We have evaluated the efficiency of the trackers in terms of their tracking speed, number of parameters, and the number of floating point operations (FLOPs) in their tracking model. Tracking speed is important for many real-world applications and hence we have considered it as an important metric in efficiency comparison. It is computed by calculating the average number of frames processed by an approach in a second. Since the reported tracking speeds of the approaches depend on the hardware and implementation platforms, we calculated the tracking speed of the trackers on the same hardware platform using the PyTorch deep learning framework. Number of parameters is another efficiency metric in deep learning based tracking approaches since the models with fewer number of parameter are hardware-wise efficient and consumes fewer RAM space and hence can be work in small devices such as mobiles and tablets. Number of parameters of a tracking approach are the total number of arguments passed to the optimizer and in most situations it does not rely on the input size of the tracking approach. We have used the pyTorch default function to measure the total number of parameters of a tracking model. We have considered the number of floating point operations (FLOPs) as the third metric to measure the efficiency of a tracking model. Except for fully-Transformer based trackers, the number of FLOPs of an approach depends on the tracking model and corresponding search image size since the target template features are computed only in the first frame of a tracking sequence. In fully-Transformer based trackers, features of the target template are computed in each and every frame, and hence the size of the template influences the FLOPs. Although the number of FLOPs of some trackers is very high, they are still able to track a target at high speed since their models are highly parallel, and nowadays GPUs can handle them successfully. However, these approaches are not suitable for some applications that only run on CPUs and mobile devices. The overall efficiency results of the trackers, along with their corresponding search image size and success scores on the LaSOT benchmark, are reported in Table 6.

Based on the obtained efficiency results in Table 6, CNN-based trackers showed better performances than the other two types of trackers. In particular, SiamDW [88] tracker achieved top efficiency results with 52.58

Table 6: Tracking efficiency comparison of the recently proposed state-of-the-art trackers on LaSOT dataset. The search region size, number of parameters (in million), tracking speed (in frame per second), number of floating point operations (FLOPs) of each tracker are listed. The efficiency experiments are conducted on a NVIDIA Quadro P4000 GPU with a 64GB of RAM. The symbols † and ‡ are denoting ‘one-stream one stage’ trackers, and ‘two-stream two stage’ trackers, respectively.

	Trackers	Tracking Speed (FPS)	No. of Parameters (M)	Search Reign Size	FLOPs (G)	Success Rate
Fully Transformer-based Trackers	ProContEXT [64] †	10.44	92.83	384 × 384	85.27	71.4
	OSTrack-384 [63] †	20.64	92.83	384 × 384	48.32	71.1
	MixFormer-L [61] †	8.02	195.40	320 × 320	113.02	70.0
	SimTrack-B/16 [62] †	36.34	88.64	224 × 224	22.26	69.3
	SparseTT [60] ‡	30.50	46.33	289 × 289	9.21	66.0
	SwinTrack-B-384 [59] ‡	11.92	90.96	384 × 384	61.85	70.2
CNN-Transformer based Trackers	AiATrack [57]	31.22	17.95	320 × 320	9.45	69.0
	ToMP-101 [52]	13.16	66.86	288 × 288	22.12	68.5
	CSWinTT [56]	8.76	28.23	384 × 384	16.45	66.2
	SiamTPN(Shuffle) [53]	31.86	6.17	256 × 256	2.09	58.1
	TrTr-online [49]	16.28	11.93	255 × 255	21.23	52.7
	STARK-ST101 [48]	17.90	47.17	320 × 320	18.48	67.1
	TransT [47]	21.15	23.02	256 × 256	16.71	64.9
	TrDiMP [46]	15.75	43.75	352 × 352	16.59	63.9
	HiFT [51]	37.06	11.07	287 × 287	6.47	45.1
CNN-based Trackers	KeepTrack [94]	8.11	43.10	352 × 352	28.65	67.3
	SiamGAT [33]	41.99	14.23	287 × 287	17.28	53.9
	SiamRN [34]	6.51	56.56	255 × 255	116.87	52.7
	PrDiMP-50 [93]	18.05	43.10	288 × 288	15.51	59.9
	Ocean [92]	18.60	37.16	255 × 255	20.26	56.0
	SiamFC++ (GoogLeNet) [91]	45.27	13.89	303 × 303	–	54.3
	SiamBAN [31]	23.71	53.93	255 × 255	48.84	51.4
	SiamAttn [90]	15.72	140.24	255 × 255	–	56.0
	DiMP-50 [89]	30.67	43.10	288 × 288	10.35	56.8
	SiamRPN++ [29]	5.17	53.95	255 × 255	48.92	49.6
	SiamDW (CIRResNet22-FC) [88]	52.58	2.46	255 × 255	12.90	38.5

FPS of tracking speed and 2.46 millions of parameters by using the light-weighted cropping-inside residual units based CNN backbone. The SiamGAT [33] tracker achieved a tracking speed of 41.99 FPS. Its tracking model has 14.23 million parameters and 14.23 gigaFLOPs for a search image size of 287×287 . Although most of the recent CNN-based trackers are computationally efficient, SiamRPN++ [29] tracker achieved poor efficiency results with 5.17 FPS of tracking speed since it used a deeper CNN backbone architecture for feature extraction. The SiamRN [34] approach also showed the second-lowest efficiency results among the CNN-based trackers, with an average tracking speed of 6.51 FPS and 116.87 gigaFLOPs, due to its computationally expensive relation detector module.

Overall, most of the CNN-transformer-based trackers successfully balance tracking robustness and computational efficiency. In particular, the number of FLOPs of the CNN-transformer-based trackers is considerably lower than the other two categories because they successfully capture robust cues from CNN-based features, even with a lightweight backbone network. Particularly, AiATrack [57] tracker achieved 31.22 FPS of the average tracking speed and 17.95 millions parameters while maintaining 69% of success score on the LaSOT dataset. Although the AiATrack approach searches the target in a large search region, it has only 9.45 gigaFLOPs because its model update mechanism uses a feature-reusing technique to avoid additional computational costs. Among the CNN-Transformer based trackers, HiFT [51] approach achieved top efficiency results with 37.06 FPS of the tracking speed and 11.07 millions of parameters while showed a considerable tracking accuracy. Since the HiFT tracker utilized the lightweight AlexNet [20] as the backbone feature extraction network, it achieved top efficiency results with fewer FLOPs. Based on its average tracking speed, the CSWinTT [56] tracker showed poor results with 8.76 FPS because the cyclic shifting attention mechanism of this approach is computationally expensive.

Although most of the fully-Transformer based trackers are computationally inefficient, SimTrack-B/16 [62] and SparseTT [60] trackers are considerably balanced the tracking robustness and efficiency. SimTrack-B/16 approach has a simple and computationally efficient architecture by using the ViT-B/16 Transformer as the backbone feature extraction network. Similarly, SparseTT [60] tracking model has 9.21 of gigaFLOPs since it used the smallest version of the Swin Transformer [41] as the backbone network. Also, SparseTT tracker removed the non-similarity image pairs between target template and search image in the

searching process and hence improved the tracking efficiency. Among the fully-Transformer based approaches, MixFormer-L [61] tracker achieved low efficiency results with 8.02 FPS of tracking speed, 195.40 million parameters, and 113.02 gigaFLOPs. Tracking model of the MixFormer-L approach was created from the wider model of CVT Transformer [86] (CVT-W24) and hence efficiency-wise it achieved poor results.

Number of floating point operations of the fully-Transformer based approaches are generally higher than the CNN-Transformer based and CNN-based trackers because of their attention mechanisms. Although the ProContEXT [64] tracker is a follow-up work of OS-Track [63] tracking approach, it can able to track a target at the half speed of the OS-Track since its context-aware self-attention module is computationally expensive and hence the number of FLOPs are doubled.

In summary, CNN-based trackers achieve better results in terms of tracking speed, number of parameters, and number of floating-point operations. However, their tracking robustness is poorer than the other two categories. On the other hand, although fully Transformer-based trackers show excellent tracking robustness, their efficiency is lower than the other two types. CNN-Transformer-based trackers successfully balance tracking robustness and efficiency by combining CNN-based feature extraction and Transformer-based feature fusion.

6. Discussions

In this section, we discussed the summary of the findings and the future directions of Transformer based single object tracking.

6.1. Summary of Findings

This survey study focused to analysis the literature and performances of a subset of visual object trackers which are using the Transformers in their tracking model architecture. Although the Transformers are initially introduced in NLP tasks, they showed excellent performance in various computer vision tasks because of their attention mechanism. Transformers are used in visual object tracking approaches in last three years and showed excellent performance improvement because of their global feature learning capability. We covered different types of Transformer based trackers and analyzed their individual performances based on how they addressed the tracking challenges. In addition, we have compared the performances of Transformer trackers with the state-of-the-art CNN-based trackers to

show that how they overcame the existing approaches with a large margin in a short period of time.

We have reviewed the literature on all state-of-the-art trackers that use the Transformer in their model architecture. The performance of these trackers was evaluated on the OTB100, UAV123, LaSOT, TrackingNet, and GOT-10K benchmark datasets to analyze their capabilities for generic tracking, aerial tracking, long-term tracking, real-world tracking, and one-shot tracking capability, respectively. Our experimental results showed that the OTB100 dataset is no longer challenging for recent trackers, as they demonstrated saturated overall performance and attribute-wise results.

CNN-based trackers dominated the tracking world before the introduction of the Transformer in object tracking. In particular, Siamese-based approaches achieved a considerable balance between tracking robustness and efficiency in benchmark datasets. However, since CNN-based Siamese tracking approaches primarily rely on the correlation operation, which is a local linear matching process, their performance is limited in challenging tracking scenarios. Additionally, based on the results of our experimental analysis in the large-scale LaSOT benchmark, the long-term tracking capability of CNN-based trackers is very limited due to their correlation-based feature matching process being unable to handle target appearance changes in long tracking sequences. Furthermore, attribute-wise experimental results show that CNN-based trackers still struggle to track a target in fully occluded, rotated, viewpoint-changed, and scale-varied scenarios due to their poor target discriminative and feature matching capabilities. Although all CNN-based trackers demonstrate poor tracking robustness in challenging benchmark datasets, they show excellent efficiency results and are thus still suitable for many real-world applications.

The Transformer was initially introduced in single object tracking as an iteration module with a CNN backbone network, and these types of approaches are called CNN-Transformer based trackers in this study. Researchers replaced the correlation operation of Siamese tracking approaches with a Transformer architecture in CNN-Transformer based trackers. Based on the results of this study, CNN-Transformer based trackers successfully balanced tracking robustness and efficiency in benchmark datasets. Although their tracking robustness is good in short-term and aerial tracking sequences, their long-term tracking capabilities are considerably lower than fully-Transformer based approaches. Compared to CNN-based trackers, CNN-Transformer based approaches successfully utilize the backbone CNN architecture for feature extraction, and they show excel-

lent performances even with smaller pre-trained CNN models. However, based on our attribute-wise experimental analysis, CNN-Transformer based trackers show limited performance in full occlusion, low resolution, out-of-view, and illumination variation tracking scenarios, as they still rely on target-unaware CNN features.

Recent VOT approaches fully rely on Transformer architectures, utilizing their global feature learning capability in object tracking. Based on their model architecture, we have classified the literature of fully-Transformer approaches as Two-stream Two-stage trackers and One-stream one-stage trackers. Two-stream Two-stage trackers perform feature extraction and fusion in two distinguishable stages, using two identical Transformer network branches and another Transformer network, respectively. On the other hand, One-stream one-stage trackers use a single pipeline of Transformer network. Based on experimental results on UAV123, LaSOT, TrackingNet, and GOT-10K benchmark datasets, fully-Transformer based trackers significantly outperform other approaches with a large margin while maintaining acceptable efficiency scores. Especially, One-stream one-stage trackers show outstanding overall tracking robustness and attribute-wise performances in benchmark datasets by extracting target-aware features in search images and eliminating unnecessary background features. Fully-Transformer based trackers successfully handle long-term tracking scenarios, even if the target undergoes severe appearance changes and full occlusion, as their Transformer architectures are able to update the spatial and temporal cues of the target.

Based on the evaluation results obtained from our experimental study, it is clear that One-stream one-stage fully-Transformer trackers are the state-of-the-art trackers in all aspects, including one-shot tracking. They are likely to dominate the VOT for the next few years.

6.2. Future Directions of Transformer Tracking

While Transformer trackers have shown significant improvements over other approaches in challenging benchmark datasets, several issues remain unresolved and require further attention in future work. Given this background, we provide some recommendations for future directions in Transformer tracking.

Simultaneously enhancing the robustness and efficiency of one-stage, one-stream fully-Transformer based trackers: The tracking community has started to adopt fully-Transformer based approaches with a one-stage, one-stream architecture to simultaneously enhance tracking robustness and efficiency. These approaches use a unified feature extraction and target

modeling process that leverages bidirectional information flows, increasing the tracker’s discriminative capability. Although fewer than five approaches have been proposed to date, they have all achieved top results in terms of tracking robustness. However, they suffer from computational inefficiency because the target template images are processed in every frame of the tracking sequence and with the use of a large number of parameters. To address this issue, an efficient feature reusing mechanism could be employed to reduce the model’s computational complexity. Additionally, incorporating spatial and temporal information into the unified feature extraction and target modeling processes could further enhance tracking accuracy.

Enriching the accuracy of fully-Transformer trackers to track a small target object with less appearance cues: The experimental results on the UAV123 dataset show that fully-Transformer based approaches struggle to track small target objects with limited appearance cues, as other types of trackers outperform them in attribute-wise comparisons. In particular, their success scores are poor when tracking small target objects in fast motion, illumination variance, and camera motion scenarios. Since the pixel-level attention mechanism of the Transformer fails to capture the correct appearance cues of a small target object, fully-Transformer based trackers exhibit limited performance. Similar to the CSWinTT tracker [56], incorporating a window-level and target size-aware attention mechanism could improve the accuracy of fully-Transformer trackers when tracking small target objects.

Improving the Transformer tracking robustness by feeding the temporal and spatial cues: The robustness of a tracker can be enhanced by incorporating temporal and spatial cues to handle scenes with deformation, rotation, and scale variations. This can be achieved by updating the template throughout the tracking process. While updating the template is difficult and computationally expensive in CNN-based tracking, it is easily handled by fully-Transformer based trackers using different embedding schemes without additional cost. Thus, similar to the ProContEXT [64] and OTrack[63] approaches, maintaining and feeding a set of static and dynamic templates to the target model could improve its tracking robustness.

Fast motion, fully occlusion, and background clutter are the major challenges for Transformer tracking: Based on our evaluation results on various benchmark datasets, we have identified that fast motion, severe occlusion, and background clutter are the main challenges of state-of-the-art trackers. Although fully-

Transformer based approaches have shown considerable improvement in these scenarios, our evaluation on the challenging LaSOT dataset shows that their success scores are lower in fast motion, fully-occlusion, and background clutter frames, with the top-performing trackers only achieving 59.1%, 63.1%, and 64.4%, respectively. To handle these challenges, several approaches could be taken. For instance, enlarging the search region with a distractor-aware mechanism could handle fast-moving targets while reducing the impact of distractor objects. Additionally, including a target re-detection scheme in occlusion scenarios could improve the tracking robustness, and enhancing the discriminative ability of the trackers could handle background clutter situations.

Utilizing the lightweight Transformer architectures to improve the computational efficiency: Although fully-Transformer based trackers showed outstanding tracking robustness, their computational efficiencies are very poor and hence not suitable for many real-world applications. Recently, many lightweight Transformer architectures[102, 103] are proposed and showed excellent efficiency scores while maintaining the accuracy. Utilizing the lightweight Transformers in VOT could improve the computational cost.

7. Conclusion

In this study, we conducted a survey on Transformer tracking approaches. We analyzed the literature on Transformer trackers and classified them into three types: CNN-Transformer trackers, one-stage, one-stream fully-Transformer based trackers, and two-stream two-stage fully-Transformer based trackers. We present the literature of the 19 Transformer trackers in this paper based on how they addressed different tracking challenges.

In the second phase of this study, we experimentally evaluated the tracking robustness and computational efficiency of the Transformer tracking approaches and compared their performances with CNN-based trackers. In total, we evaluated 31 trackers in our experiments. The experimental results on challenging benchmark datasets demonstrated that one-stage, one-stream fully-Transformer based trackers are the state-of-the-art approaches. Also, we found that CNN-Transformer based trackers successfully maintained a balance between robustness and efficiency. In the end, we provide future directions for Transformer tracking.

References

- [1] G. Ciaparrone, F. L. Sánchez, S. Tabik, L. Troiano, R. Tagliaferri, F. Herrera, Deep learning in video multi-object tracking: A survey, *Neurocomputing* 381 (2020) 61–88.
- [2] L. Kalake, W. Wan, L. Hou, Analysis based on recent deep learning approaches applied in real-time multi-object tracking: a review, *IEEE Access* 9 (2021) 32650–32671.
- [3] S. Jha, C. Seo, E. Yang, G. P. Joshi, Real time object detection and tracking system for video surveillance system, *Multimedia Tools and Applications* 80 (3) (2021) 3981–3996.
- [4] S. Bhakar, D. P. Bhatt, V. S. Dhaka, Y. K. Sarma, A review on classifications of tracking systems in augmented reality, in: *Journal of Physics: Conference Series*, Vol. 2161, IOP Publishing, 2022, p. 012077.
- [5] C. Premachandra, S. Ueda, Y. Suzuki, Detection and tracking of moving objects at road intersections using a 360-degree camera for driver assistance and automated driving, *IEEE Access* 8 (2020) 135652–135660.
- [6] R. Pereira, G. Carvalho, L. Garrote, U. J. Nunes, Sort and deepsort based multi-object tracking for mobile robotics: Evaluation with new data association metrics, *Applied Sciences* 12 (3) (2022) 1319.
- [7] R. Chandrakar, R. Raja, R. Miri, U. Sinha, A. K. S. Kushwaha, H. Raja, Enhanced the moving object detection and object tracking for traffic surveillance using rbf-fdlnn and cbf algorithm, *Expert Systems with Applications* 191 (2022) 116306.
- [8] B. T. Naik, M. F. Hashmi, Z. W. Geem, N. D. Bokde, Deepplayer-track: Player and referee tracking with jersey color recognition in soccer, *IEEE Access* 10 (2022) 32494–32509.
- [9] M. Wallner, D. Steininger, V. Widhalm, M. Schörghuber, C. Beleznaï, Rgb-d railway platform monitoring and scene understanding for enhanced passenger safety, in: *International Conference on Pattern Recognition*, Springer, 2021, pp. 656–671.
- [10] Y. Liu, C. Sivaparthipan, A. Shankar, Human-computer interaction based visual feedback system for augmentative and alternative communication, *International Journal of Speech Technology* 25 (2) (2022) 305–314.
- [11] B. Liu, J. Huang, L. Yang, C. Kulikowsk, Robust tracking using local sparse appearance model and k-selection, in: *CVPR 2011*, IEEE, 2011, pp. 1313–1320.
- [12] S. Zhang, X. Wang, Human detection and object tracking based on histograms of oriented gradients, in: *2013 ninth international conference on natural computation (ICNC)*, IEEE, 2013, pp. 1349–1353.
- [13] L. Bertinetto, J. Valmadre, S. Golodetz, O. Miksik, P. H. Torr, Staple: Complementary learners for real-time tracking, in: *Proceedings of the IEEE conference on computer vision and pattern recognition*, 2016, pp. 1401–1409.
- [14] X. Li, W. Hu, C. Shen, Z. Zhang, A. Dick, A. V. D. Hengel, A survey of appearance models in visual object tracking, *ACM transactions on Intelligent Systems and Technology (TIST)* 4 (4) (2013) 1–48.
- [15] T. Kokul, A. Ramanan, U. Piniidiyaarachchi, Online multi-person tracking-by-detection method using acf and particle filter, in: *2015 IEEE Seventh International Conference on Intelligent Computing and Information Systems (ICICIS)*, IEEE, 2015, pp. 529–536.
- [16] K. Zhu, X. Zhang, G. Chen, X. Tan, P. Liao, H. Wu, X. Cui, Y. Zuo, Z. Lv, Single object tracking in satellite videos: Deep siamese network incorporating an interframe difference centroid inertia motion model, *Remote Sensing* 13 (7) (2021) 1298.
- [17] L. Wang, T. Liu, G. Wang, K. L. Chan, Q. Yang, Video tracking using learned hierarchical features, *IEEE Transactions on Image Processing* 24 (4) (2015) 1424–1435.
- [18] H. Zhao, G. Yang, D. Wang, H. Lu, Deep mutual learning for visual object tracking, *Pattern Recognition* 112 (2021) 107796.
- [19] T. Kokul, C. Fookes, S. Sridharan, A. Ramanan, U. Piniidiyaarachchi, Gate connected convolutional neural network for object tracking, in: *2017 IEEE International Conference on Image Processing (ICIP)*, IEEE, 2017, pp. 2602–2606.
- [20] A. Krizhevsky, I. Sutskever, G. E. Hinton, Imagenet classification with deep convolutional neural networks, *Communications of the ACM* 60 (6) (2017) 84–90.
- [21] S. M. Marvasti-Zadeh, L. Cheng, H. Ghanei-Yakhdan, S. Kasaei, Deep learning for visual tracking: A comprehensive survey, *IEEE Transactions on Intelligent Transportation Systems* (2021).
- [22] W. Walid, M. Awais, A. Ahmed, G. Masera, M. Martina, Real-time implementation of fast discriminative scale space tracking algorithm, *Journal of Real-Time Image Processing* 18 (6) (2021) 2347–2360.
- [23] T. Xu, Z. Feng, X.-J. Wu, J. Kittler, Adaptive channel selection for robust visual object tracking with discriminative correlation filters, *International Journal of Computer Vision* 129 (5) (2021) 1359–1375.
- [24] L. Bertinetto, J. Valmadre, J. F. Henriques, A. Vedaldi, P. H. Torr, Fully-convolutional siamese networks for object tracking, in: *European conference on computer vision*, Springer, 2016, pp. 850–865.
- [25] K. Chen, W. Tao, Once for all: a two-flow convolutional neural network for visual tracking, *IEEE Transactions on Circuits and Systems for Video Technology* 28 (12) (2017) 3377–3386.
- [26] J. Bromley, I. Guyon, Y. LeCun, E. Säckinger, R. Shah, Signature verification using a “siamese” time delay neural network, *Advances in neural information processing systems* 6 (1993).
- [27] B. Li, J. Yan, W. Wu, Z. Zhu, X. Hu, High performance visual tracking with siamese region proposal network, in: *Proceedings of the IEEE conference on computer vision and pattern recognition*, 2018, pp. 8971–8980.
- [28] Z. Zhu, Q. Wang, B. Li, W. Wu, J. Yan, W. Hu, Distractor-aware siamese networks for visual object tracking, in: *Proceedings of the European conference on computer vision (ECCV)*, 2018, pp. 101–117.
- [29] B. Li, W. Wu, Q. Wang, F. Zhang, J. Xing, J. Yan, Siamrpn++: Evolution of siamese visual tracking with very deep networks, in: *Proceedings of the IEEE/CVF Conference on Computer Vision and Pattern Recognition*, 2019, pp. 4282–4291.
- [30] D. Guo, J. Wang, Y. Cui, Z. Wang, S. Chen, Siamcar: Siamese fully convolutional classification and regression for visual tracking, in: *Proceedings of the IEEE/CVF conference on computer vision and pattern recognition*, 2020, pp. 6269–6277.
- [31] Z. Chen, B. Zhong, G. Li, S. Zhang, R. Ji, Siamese box adaptive network for visual tracking, in: *Proceedings of the IEEE/CVF conference on computer vision and pattern recognition*, 2020, pp. 6668–6677.
- [32] P. Voigtlaender, J. Luiten, P. H. Torr, B. Leibe, Siam r-cnn: Visual tracking by re-detection, in: *Proceedings of the IEEE/CVF conference on computer vision and pattern recognition*, 2020, pp. 6578–6588.
- [33] D. Guo, Y. Shao, Y. Cui, Z. Wang, L. Zhang, C. Shen, Graph attention tracking, in: *Proceedings of the IEEE/CVF conference on computer vision and pattern recognition*, 2021, pp. 9543–9552.
- [34] S. Cheng, B. Zhong, G. Li, X. Liu, Z. Tang, X. Li, J. Wang, Learning to filter: Siamese relation network for robust tracking, in: *Proceedings of the IEEE/CVF Conference on Computer Vision and Pattern Recognition*, 2021, pp. 4421–4431.

- [35] M. Ondrašovič, P. Tarábek, Siamese visual object tracking: A survey, *IEEE Access* 9 (2021) 110149–110172.
- [36] A. Vaswani, N. Shazeer, N. Parmar, J. Uszkoreit, L. Jones, A. N. Gomez, Ł. Kaiser, I. Polosukhin, Attention is all you need, *Advances in neural information processing systems* 30 (2017).
- [37] A. Dosovitskiy, L. Beyer, A. Kolesnikov, D. Weissenborn, X. Zhai, T. Unterthiner, M. Dehghani, M. Minderer, G. Heigold, S. Gelly, et al., An image is worth 16x16 words: Transformers for image recognition at scale, *arXiv preprint arXiv:2010.11929* (2020).
- [38] N. Carion, F. Massa, G. Synnaeve, N. Usunier, A. Kirillov, S. Zagoruyko, End-to-end object detection with transformers, in: *European conference on computer vision*, Springer, 2020, pp. 213–229.
- [39] C.-F. R. Chen, Q. Fan, R. Panda, Crossvit: Cross-attention multi-scale vision transformer for image classification, in: *Proceedings of the IEEE/CVF international conference on computer vision*, 2021, pp. 357–366.
- [40] R. Strudel, R. Garcia, I. Laptev, C. Schmid, Segmenter: Transformer for semantic segmentation, in: *Proceedings of the IEEE/CVF international conference on computer vision*, 2021, pp. 7262–7272.
- [41] Z. Liu, Y. Lin, Y. Cao, H. Hu, Y. Wei, Z. Zhang, S. Lin, B. Guo, Swin transformer: Hierarchical vision transformer using shifted windows, in: *Proceedings of the IEEE/CVF International Conference on Computer Vision*, 2021, pp. 10012–10022.
- [42] M.-H. Guo, J.-X. Cai, Z.-N. Liu, T.-J. Mu, R. R. Martin, S.-M. Hu, Pct: Point cloud transformer, *Computational Visual Media* 7 (2021) 187–199.
- [43] K. Han, Y. Wang, H. Chen, X. Chen, J. Guo, Z. Liu, Y. Tang, A. Xiao, C. Xu, Y. Xu, et al., A survey on vision transformer, *IEEE transactions on pattern analysis and machine intelligence* (2022).
- [44] S. Khan, M. Naseer, M. Hayat, S. W. Zamir, F. S. Khan, M. Shah, Transformers in vision: A survey, *ACM computing surveys (CSUR)* 54 (10s) (2022) 1–41.
- [45] K. Islam, Recent advances in vision transformer: A survey and outlook of recent work, *arXiv preprint arXiv:2203.01536* (2022).
- [46] N. Wang, W. Zhou, J. Wang, H. Li, Transformer meets tracker: Exploiting temporal context for robust visual tracking, in: *Proceedings of the IEEE/CVF Conference on Computer Vision and Pattern Recognition*, 2021, pp. 1571–1580.
- [47] X. Chen, B. Yan, J. Zhu, D. Wang, X. Yang, H. Lu, Transformer tracking, in: *Proceedings of the IEEE/CVF Conference on Computer Vision and Pattern Recognition*, 2021, pp. 8126–8135.
- [48] B. Yan, H. Peng, J. Fu, D. Wang, H. Lu, Learning spatio-temporal transformer for visual tracking, in: *Proceedings of the IEEE/CVF International Conference on Computer Vision*, 2021, pp. 10448–10457.
- [49] M. Zhao, K. Okada, M. Inaba, Trtr: Visual tracking with transformer, *arXiv preprint arXiv:2105.03817* (2021).
- [50] B. Yu, M. Tang, L. Zheng, G. Zhu, J. Wang, H. Feng, X. Feng, H. Lu, High-performance discriminative tracking with transformers, in: *Proceedings of the IEEE/CVF International Conference on Computer Vision*, 2021, pp. 9856–9865.
- [51] Z. Cao, C. Fu, J. Ye, B. Li, Y. Li, Hift: Hierarchical feature transformer for aerial tracking, in: *Proceedings of the IEEE/CVF International Conference on Computer Vision*, 2021, pp. 15457–15466.
- [52] C. Mayer, M. Danelljan, G. Bhat, M. Paul, D. P. Paudel, F. Yu, L. Van Gool, Transforming model prediction for tracking, in: *Proceedings of the IEEE/CVF Conference on Computer Vision and Pattern Recognition*, 2022, pp. 8731–8740.
- [53] D. Xing, N. Evangeliou, A. Tsoukalas, A. Tzes, Siamese transformer pyramid networks for real-time uav tracking, in: *Proceedings of the IEEE/CVF Winter Conference on Applications of Computer Vision*, 2022, pp. 2139–2148.
- [54] F. Ma, M. Z. Shou, L. Zhu, H. Fan, Y. Xu, Y. Yang, Z. Yan, Unified transformer tracker for object tracking, in: *Proceedings of the IEEE/CVF Conference on Computer Vision and Pattern Recognition*, 2022, pp. 8781–8790.
- [55] M. Zhong, F. Chen, J. Xu, G. Lu, Correlation-based transformer tracking, in: *International Conference on Artificial Neural Networks*, Springer, 2022, pp. 85–96.
- [56] Z. Song, J. Yu, Y.-P. P. Chen, W. Yang, Transformer tracking with cyclic shifting window attention, in: *Proceedings of the IEEE/CVF Conference on Computer Vision and Pattern Recognition*, 2022, pp. 8791–8800.
- [57] S. Gao, C. Zhou, C. Ma, X. Wang, J. Yuan, Aiatrack: Attention in attention for transformer visual tracking, in: *European Conference on Computer Vision*, Springer, 2022, pp. 146–164.
- [58] F. Xie, C. Wang, G. Wang, W. Yang, W. Zeng, Learning tracking representations via dual-branch fully transformer networks, in: *Proceedings of the IEEE/CVF International Conference on Computer Vision*, 2021, pp. 2688–2697.
- [59] L. Lin, H. Fan, Y. Xu, H. Ling, Swintrack: A simple and strong baseline for transformer tracking, *arXiv preprint arXiv:2112.00995* (2021).
- [60] Z. Fu, Z. Fu, Q. Liu, W. Cai, Y. Wang, Sparsett: Visual tracking with sparse transformers, *arXiv preprint arXiv:2205.03776* (2022).
- [61] Y. Cui, C. Jiang, L. Wang, G. Wu, Mixformer: End-to-end tracking with iterative mixed attention, in: *Proceedings of the IEEE/CVF Conference on Computer Vision and Pattern Recognition*, 2022, pp. 13608–13618.
- [62] B. Chen, P. Li, L. Bai, L. Qiao, Q. Shen, B. Li, W. Gan, W. Wu, W. Ouyang, Backbone is all your need: A simplified architecture for visual object tracking, *arXiv preprint arXiv:2203.05328* (2022).
- [63] B. Ye, H. Chang, B. Ma, S. Shan, X. Chen, Joint feature learning and relation modeling for tracking: A one-stream framework, in: *European Conference on Computer Vision*, Springer, 2022, pp. 341–357.
- [64] J.-P. Lan, Z.-Q. Cheng, J.-Y. He, C. Li, B. Luo, X. Bao, W. Xiang, Y. Geng, X. Xie, Procontext: Exploring progressive context transformer for tracking, *arXiv preprint arXiv:2210.15511* (2022).
- [65] X. Li, W. Hu, C. Shen, Z. Zhang, A. Dick, A. V. D. Hengel, A survey of appearance models in visual object tracking, *ACM transactions on Intelligent Systems and Technology (TIST)* 4 (4) (2013) 1–48.
- [66] P. Li, D. Wang, L. Wang, H. Lu, Deep visual tracking: Review and experimental comparison, *Pattern Recognition* 76 (2018) 323–338.
- [67] A. Yilmaz, O. Javed, M. Shah, Object tracking: A survey, *ACM computing surveys (CSUR)* 38 (4) (2006) 13–es.
- [68] R. Pflugfelder, An in-depth analysis of visual tracking with siamese neural networks, *arXiv preprint arXiv:1707.00569* (2017).
- [69] B. Deori, D. M. Thounaojam, A survey on moving object tracking in video, *International Journal on Information Theory (IJIT)* 3 (3) (2014) 31–46.
- [70] Z. Soleimanitaleb, M. A. Keyvanrad, A. Jafari, Object tracking methods: A review, in: *2019 9th International Conference on Computer and Knowledge Engineering (ICCKE)*, IEEE, 2019, pp. 282–288.

- [71] Y. Zhang, T. Wang, K. Liu, B. Zhang, L. Chen, Recent advances of single-object tracking methods: A brief survey, *Neurocomputing* 455 (2021) 1–11.
- [72] Y. Wu, J. Lim, M.-H. Yang, Object tracking benchmark, *IEEE Transactions on Pattern Analysis and Machine Intelligence* 37 (9) (2015) 1834–1848. doi:10.1109/TPAMI.2014.2388226.
- [73] A. W. Smeulders, D. M. Chu, R. Cucchiara, S. Calderara, A. Dehghan, M. Shah, Visual tracking: An experimental survey, *IEEE transactions on pattern analysis and machine intelligence* 36 (7) (2013) 1442–1468.
- [74] K. Cannons, A review of visual tracking, Dept. Comput. Sci. Eng., York Univ., Toronto, Canada, Tech. Rep. CSE-2008-07 242 (2008).
- [75] F. Chen, X. Wang, Y. Zhao, S. Lv, X. Niu, Visual object tracking: A survey, *Computer Vision and Image Understanding* 222 (2022) 103508.
- [76] S. Javed, M. Danelljan, F. S. Khan, M. H. Khan, M. Felsberg, J. Matas, Visual object tracking with discriminative filters and siamese networks: A survey and outlook, *IEEE Transactions on Pattern Analysis and Machine Intelligence* (2022).
- [77] H. Fan, L. Lin, F. Yang, P. Chu, G. Deng, S. Yu, H. Bai, Y. Xu, C. Liao, H. Ling, Lasot: A high-quality benchmark for large-scale single object tracking, in: *Proceedings of the IEEE/CVF conference on computer vision and pattern recognition*, 2019, pp. 5374–5383.
- [78] L. Huang, X. Zhao, K. Huang, Got-10k: A large high-diversity benchmark for generic object tracking in the wild, *IEEE Transactions on Pattern Analysis and Machine Intelligence* 43 (5) (2019) 1562–1577.
- [79] M. Muller, A. Bibi, S. Giancola, S. Alsubaihi, B. Ghanem, Trackingnet: A large-scale dataset and benchmark for object tracking in the wild, in: *Proceedings of the European conference on computer vision (ECCV)*, 2018, pp. 300–317.
- [80] M. Mueller, N. Smith, B. Ghanem, A benchmark and simulator for uav tracking, in: *European conference on computer vision*, Springer, 2016, pp. 445–461.
- [81] M. Kristan, J. Matas, A. Leonardis, M. Felsberg, L. Cehovin, G. Fernandez, T. Vojir, G. Hager, G. Nebehay, R. Pflugfelder, The visual object tracking vot2015 challenge results, in: *Proceedings of the IEEE international conference on computer vision workshops*, 2015, pp. 1–23.
- [82] S. Hadfield, R. Bowden, K. Lebeda, The visual object tracking vot2016 challenge results, *Lecture Notes in Computer Science* 9914 (2016) 777–823.
- [83] M. Kristan, A. Leonardis, J. Matas, M. Felsberg, R. Pflugfelder, L. Cehovin Zajc, T. Vojir, G. Bhat, A. Lukezic, A. Eldesokey, et al., The visual object tracking vot2017 challenge results, in: *2017 IEEE International Conference on Computer Vision Workshops (ICCVW)*, 2017, pp. 1949–1972. doi:10.1109/ICCVW.2017.230.
- [84] M. Kristan, A. Leonardis, J. Matas, M. Felsberg, R. Pflugfelder, L. Cehovin Zajc, T. Vojir, G. Bhat, A. Lukezic, A. Eldesokey, et al., The sixth visual object tracking vot2018 challenge results, in: *Proceedings of the European Conference on Computer Vision (ECCV) Workshops*, 2018, pp. 0–0.
- [85] D. Hendrycks, K. Gimpel, Gaussian error linear units (gelus), *arXiv preprint arXiv:1606.08415* (2016).
- [86] H. Wu, B. Xiao, N. Codella, M. Liu, X. Dai, L. Yuan, L. Zhang, Cvt: Introducing convolutions to vision transformers, in: *Proceedings of the IEEE/CVF International Conference on Computer Vision*, 2021, pp. 22–31.
- [87] L. Yuan, Q. Hou, Z. Jiang, J. Feng, S. Yan, Volo: Vision outlooker for visual recognition, *IEEE Transactions on Pattern Analysis and Machine Intelligence* (2022).
- [88] Z. Zhang, H. Peng, Deeper and wider siamese networks for real-time visual tracking, in: *Proceedings of the IEEE/CVF Conference on Computer Vision and Pattern Recognition*, 2019, pp. 4591–4600.
- [89] G. Bhat, M. Danelljan, L. V. Gool, R. Timofte, Learning discriminative model prediction for tracking, in: *Proceedings of the IEEE/CVF international conference on computer vision*, 2019, pp. 6182–6191.
- [90] Y. Yu, Y. Xiong, W. Huang, M. R. Scott, Deformable siamese attention networks for visual object tracking, in: *Proceedings of the IEEE/CVF conference on computer vision and pattern recognition*, 2020, pp. 6728–6737.
- [91] Y. Xu, Z. Wang, Z. Li, Y. Yuan, G. Yu, Siamfc++: Towards robust and accurate visual tracking with target estimation guidelines, in: *Proceedings of the AAAI Conference on Artificial Intelligence*, Vol. 34, 2020, pp. 12549–12556.
- [92] Z. Zhang, H. Peng, J. Fu, B. Li, W. Hu, Ocean: Object-aware anchor-free tracking, in: *European Conference on Computer Vision*, Springer, 2020, pp. 771–787.
- [93] M. Danelljan, L. V. Gool, R. Timofte, Probabilistic regression for visual tracking, in: *Proceedings of the IEEE/CVF conference on computer vision and pattern recognition*, 2020, pp. 7183–7192.
- [94] C. Mayer, M. Danelljan, D. P. Paudel, L. Van Gool, Learning target candidate association to keep track of what not to track, in: *Proceedings of the IEEE/CVF International Conference on Computer Vision*, 2021, pp. 13444–13454.
- [95] T.-Y. Lin, M. Maire, S. Belongie, J. Hays, P. Perona, D. Ramanan, P. Dollár, C. L. Zitnick, Microsoft coco: Common objects in context, in: *European conference on computer vision*, Springer, 2014, pp. 740–755.
- [96] E. Real, J. Shlens, S. Mazzocchi, X. Pan, V. Vanhoucke, Youtube-boundingboxes: A large high-precision human-annotated data set for object detection in video, in: *Proceedings of the IEEE Conference on Computer Vision and Pattern Recognition*, 2017, pp. 5296–5305.
- [97] K. He, X. Zhang, S. Ren, J. Sun, Deep residual learning for image recognition, in: *Proceedings of the IEEE conference on computer vision and pattern recognition*, 2016, pp. 770–778.
- [98] X. Hu, H. Liu, Y. Hui, X. Wu, J. Zhao, Transformer feature enhancement network with template update for object tracking, *Sensors* 22 (14) (2022) 5219.
- [99] X. Chu, Z. Tian, B. Zhang, X. Wang, X. Wei, H. Xia, C. Shen, Conditional positional encodings for vision transformers, *arXiv preprint arXiv:2102.10882* (2021).
- [100] K. Han, A. Xiao, E. Wu, J. Guo, C. Xu, Y. Wang, Transformer in transformer, *Advances in Neural Information Processing Systems* 34 (2021) 15908–15919.
- [101] Y. Wu, J. Lim, M.-H. Yang, Online object tracking: A benchmark, in: *Proceedings of the IEEE conference on computer vision and pattern recognition*, 2013, pp. 2411–2418.
- [102] G. Luo, Y. Zhou, X. Sun, Y. Wang, L. Cao, Y. Wu, F. Huang, R. Ji, Towards lightweight transformer via group-wise transformation for vision-and-language tasks, *IEEE Transactions on Image Processing* 31 (2022) 3386–3398.
- [103] S. Mehta, M. Ghazvininejad, S. Iyer, L. Zettlemoyer, H. Hajishirzi, Delight: Deep and light-weight transformer, *arXiv preprint arXiv:2008.00623* (2020).