

# Towards Decentralized Predictive Quality of Service in Next-Generation Vehicular Networks

Filippo Bragato, Tommaso Lotta, Gianmaria Ventura  
Matteo Drago, Federico Mason, Marco Giordani, Michele Zorzi  
Department of Information Engineering, University of Padova, Italy.

**Abstract**—To ensure safety in teleoperated driving scenarios, communication between vehicles and remote drivers must satisfy strict latency and reliability requirements. In this context, Predictive Quality of Service (PQoS) was investigated as a tool to predict unanticipated degradation of the Quality of Service (QoS), and allow the network to react accordingly. In this work, we design a reinforcement learning (RL) agent to implement PQoS in vehicular networks. To do so, based on data gathered at the Radio Access Network (RAN) and/or the end vehicles, as well as QoS predictions, our framework is able to identify the optimal level of compression to send automotive data under low latency and reliability constraints. We consider different learning schemes, including centralized, fully-distributed, and federated learning. We demonstrate via ns-3 simulations that, while centralized learning generally outperforms any other solution, decentralized learning, and especially federated learning, offers a good trade-off between convergence time and reliability, with positive implications in terms of privacy and complexity.

**Index Terms**—Predictive Quality of Service (PQoS), teleoperated driving, reinforcement learning, federated learning, distributed learning, ns-3.

## I. INTRODUCTION

Over the past few years, autonomous driving has been studied as a means to improve road safety, as research indicates that more than 75% of road crashes are due to human error [3]. Furthermore, intelligent vehicles could help limit fuel consumption and carbon emissions via efficient driving optimizations performed by artificial intelligence (AI) agents [4]. To acknowledge this trend, the European Union (EU) has started the regulation of autonomous driving [5], thus promoting faster developments in this domain.

However, despite recent advances in the automotive industry, truly autonomous driving without human intervention is still far from reality due to fundamental technical challenges [6]. On the other hand, the research community is exploring teleoperated driving, which enables the control of vehicles by a remote driver that can be either human or software. In order to enable teleoperated driving, the remote driver needs to receive different measurements from the vehicle, including perception data of the environment, which

are generally obtained through onboard sensors like high-resolution cameras, depth cameras, and Light Detection and Ranging (LiDAR) sensors. LiDARs, in particular, generate a 3D representation of the environment in the form of a point cloud, and can be used for detection and recognition of road entities [7]. However, LiDAR data may cause network congestion and delays. For example, for raw uncompressed high-resolution LIDAR perceptions, the average file size is around 25 Mbits which, at 10 perceptions/s, produce an average data rate of around 250 Mbps [8]. Similar data rates may be challenging to handle for resource-constrained networks, considering that teleoperated driving comes with tight requirements, especially low latency to increase the responsiveness of the driver and high reliability to receive accurate driving commands.

In this context, Predictive Quality of Service (PQoS) can provide Vehicle-to-Everything (V2X) systems with advance notifications in case network requirements are not satisfied, and allow the network to react accordingly [9]. Specifically, PQoS can foresee unanticipated Quality of Service (QoS) degradation (due to, for example, scarce coverage or congested networks), and guarantee more reliable driving.

Recently, it was demonstrated that machine learning (ML) is a valid tool to predict and optimize wireless networks [10], unlike deterministic methods such as time-series analytics or statistical methods. Notably, a regression problem can be formulated to predict when future failures will occur, while classification or clustering problems can predict what kind of failure is more likely to take place in certain network conditions [11]. Among other techniques, reinforcement learning (RL) has been successfully implemented to support PQoS in V2X. For example, in our previous work [1] we developed a centralized framework based on a new network entity called "RAN-AI" (Fig. 1 left) that, connected to the Radio Access Network (RAN), predicts the behavior of the network and optimizes driving decisions accordingly [2].

However, centralization requires continuous exchange of data (driving commands) to (from) the RAN at the Next Generation NodeB (gNB), which may not be compatible with low latency in V2X scenarios [12]. Therefore, in this work we explore the feasibility of decentralized/distributed PQoS. Specifically, we extend the RAN-AI framework, and implement a new entity called "UE-AI" that operates directly

Matteo Drago is now a Research Engineer at Delart Technology Services LLC, 312 Arizona Ave., Santa Monica, CA 90401. Federico Mason is now a Postdoctoral Researcher at Department of Biomedical and Neuromotor Sciences, University of Bologna, Italy.

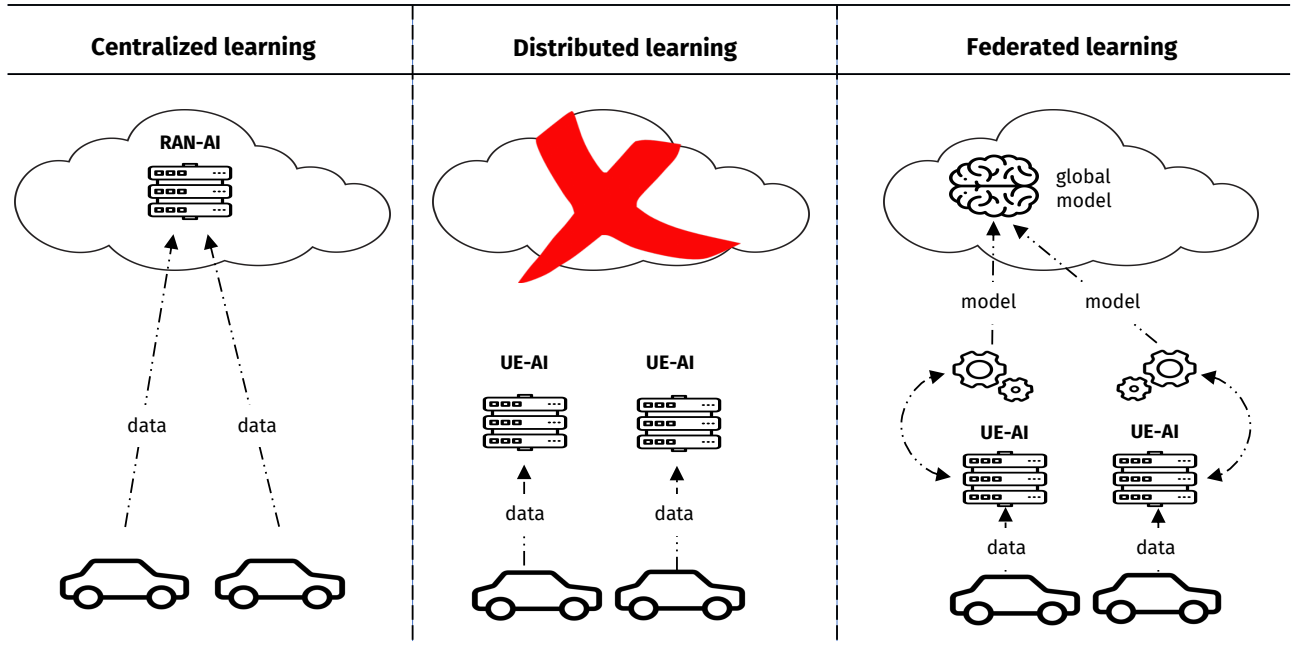


Fig. 1: Representation of different PQoS architectures based on reinforcement learning. Centralized learning (left) uses the “RAN-AI” entity at the gNB [1], [2] to collect (and train on) global data from all the vehicles in the network; distributed learning (center) uses the “UE-AI” entity to collect (and train on) local data; federated learning (right) uses the “UE-AI” entity to collect (and train on) local data, as well as on a global model trained at the gNB.

at the user/vehicle level, rather than at the RAN, enabling distributed learning (DL) and federated learning (FL) [13]. Notably, the UE-AI integrates an RL agent to choose the optimal level of compression to send LiDAR data and satisfy QoS requirements. While in DL (Fig. 1 center) each vehicle trains its own RL agent using only onboard data, FL (Fig. 1 right) still keeps data localized, but requires vehicles to send the results of the training process to the gNB, where results are combined in a new global model that vehicles can use to improve their local agents iteratively. The UE-AI prevents end users from exchanging network data with the gNB, except at most the trained model, thus reducing the communication overhead. Among other things, this approach promotes privacy, since no user-sensitive data are disseminated through the network, which is another important aspect to consider in the design of safety-critical V2X networks.

The performance of our UE-AI design for decentralized PQoS is evaluated in ns-3 against a centralized benchmark. The results demonstrate that, while centralized PQoS generally outperforms any other solution, decentralized PQoS can still improve the QoS of V2X applications compared to other baselines that do not implement RL techniques. Unlike distributed learning, federated learning works well even in congested networks, while still promoting privacy.

The paper is organized as follows. Sec. II presents our UE-AI implementation, Sec. III describes our RL models, Sec. IV provides numerical results, while Sec. V concludes the paper with suggestions for future research.

## II. IMPLEMENTATION OF DECENTRALIZED PQoS

This work extends the RAN-AI framework presented in [1], [2] where PQoS functionalities are centralized at the RAN, to propose a new UE-AI entity implementing distributed and federated PQoS, as described below.

### A. Application Model

We consider a teleoperated driving scenario where connected vehicles are controlled by a remote driver. Specifically, vehicles acquire and disseminate LiDAR perceptions of the surrounding environment, to which drivers reply with ad hoc driving instructions.

As described above, sending LiDAR data through the network may be challenging as it can easily congest the wireless channel, especially in case of poor communication performance. In this case, LiDAR data can be compressed before transmission to reduce the file size and alleviate network congestion [8]. To this aim, PQoS allows vehicles to choose the optimal level of compression to satisfy communication requirements in terms of latency and reliability, based on QoS predictions in future time instants and locations.

Our reference pipeline for data compression is based on the Hybrid Semantic Compression (HSC) algorithm proposed in [14]. First, data are segmented using RangeNet++ [15] to identify critical objects in the scene. Then, data are compressed using Draco [16], choosing among 5 levels of compression and 14 levels of quantization. In this work, after a thorough preliminary study, we limit the algorithm to three alternatives:

- Compression Raw (C-R): segmentation is not applied, and compression is done on the original point cloud.

- Compression Segmentation Conservative (C-SC): the points associated to the road elements are removed from the point cloud after segmentation, before compression.
- Compression Segmentation Aggressive (C-SA): the points associated to buildings, vegetation, and the background are also removed from the point cloud, before compression. The resulting point cloud consists only of dynamic elements such as pedestrians and vehicles.

In ns-3, HSC is implemented in the `KittiTraceBurstGenerator` application, as described in [2], which uses real LiDAR data from the Kitti dataset [17], and applies compression and/or segmentation when appropriate. Then, the `BurstyApplication` and `BurstSink` classes are used to fragment, transmit, receive, and aggregate packets.

### B. The UE-AI Entity

In ns-3, the UE-AI entity is fully integrated with the `mmwave` module [18], and is implemented in the new `UeAI` and `MmWaveUeNetDevice` classes to support decentralized PQoS. Notably, it consists of the following methods.

*a) Initialization:* The `InstallUserAI` method is used to install the UE-AI on a specific user/vehicle, initialize measurements collection, and schedule status updates.

*b) Measurement collection:* The `RxPacketTraceUe` method collects metrics at the Physical (PHY) layer, specifically:

- Modulation Coding Scheme (MCS) of the transmission;
- Number of transmitted Orthogonal Frequency-Division Multiplexing (OFDM) symbols;
- Avg. Signal to Interference plus Noise Ratio (SINR).

Then, the `SendStatusUpdate` method collects metrics at the Radio Link Control (RLC), Packet Data Convergence Protocol (PDCP), and Application (APP) layers, specifically:

- International Mobile Subscriber Identity (IMSI), which uniquely identifies each user/vehicle;
- Minimum, maximum, mean, and standard deviation of the Packet Data Unit (PDUs) delay and size;
- Number of transmitted and received PDUs;
- Minimum and maximum size of the received packets.

Compared to the RAN-AI entity in [1], [2], which gathers measurements from all users/vehicles connected to the network, the UE-AI entity is executed per-user, and measurements are referred to the single user/vehicle where the UE-AI is installed. While this approach permits the RAN-AI to achieve better perception of the environment, and thus take more accurate optimizations, it requires coordination with the end users via dedicated control signaling, which may involve additional delays and complexity.

*c) Network control:* The `SendStatusUpdate` method calls the `ReportMeasures` method, which forwards network measurements to the RL agent (distributed or federated) which (i) makes QoS predictions, and (ii) obtains the optimal compression level for LiDAR data

to satisfy QoS requirements, relative to the user/vehicle where the UE-AI is installed.

In ns-3, RL functionalities are integrated in the `UeAI` class via the `ns3-ai` extension [19], which provides efficient and high-speed data exchange between AI/RL algorithms (implemented in Python) and ns-3 (implemented in C++). The RL model will be described in Sec. III.

*d) Application control:* The `NotifyActionIdeal` method propagates the RL agent’s decision (i.e., the optimal action) to the application to be configured accordingly.

## III. REINFORCEMENT LEARNING MODELS

As introduced in Sec. II, the UE-AI entity implements an RL agent that, in the attempt to satisfy QoS requirements, obtains the optimal compression level to apply to LiDAR data before transmission. Notably, the RL model is a powerful mathematical framework that characterizes the target environment as a Markov Decision Process (MDP). In our scenario, time is discretized in steps  $t = 0, 1, 2, \dots$  and, at each step  $t$ , the agent observes the state of the environment  $s_t \in \mathcal{S}$ , and chooses an action  $a_t \in \mathcal{A}$ , where  $\mathcal{S}$  and  $\mathcal{A}$  are the state and action spaces, respectively. Depending on  $s_t$  and  $a_t$ , the environment evolves into a new state  $s_{t+1} \in \mathcal{S}$ , while the agent receives a reward  $r_t \in \mathbb{R}$  accordingly.

In an RL scenario, the goal is to find the optimal policy  $\pi^* : \mathcal{S} \rightarrow \mathcal{A}$  to maximize the cumulative sum of the rewards  $\sum_{\tau=t}^{+\infty} \gamma^{\tau-t} r_\tau$  obtained over time [20], where  $\gamma \in [0, 1)$  is the discount factor. In Sec. III-A we formalize our RL algorithm, in Sec. III-B we describe the reward function, and in Sec. III-C we present several RL schemes for PQoS.

### A. Learning Algorithm

In this work, the optimal policy is learned through the Double Deep Q-Learning Network (D-DQN) algorithm [21], which approximates the agent’s policy  $\pi$  by a Deep Neural Network (DNN) called primary network. At each step  $t$ , the primary network receives the current state  $s_t$  as input, and returns the Q-value  $Q_\pi(a_t, s_t)$  for each possible action  $a_t \in \mathcal{A}$ . The value of  $Q_\pi(a_t, s_t)$  represents the expected cumulative reward that the agent will receive by taking action  $a_t$  in the current state  $s_t$ , and following policy  $\pi$ .

According to the D-DQN algorithm, we implement an additional DNN called target network. The target network is an asynchronous version of the primary network, whose parameters are updated at regular intervals, i.e., learning steps,  $v$ . During the agent’s training phase, the algorithm exploits the two DNNs to estimate the current and future Q-values [21]. This approach avoids the overestimation of Q-values, ensuring a more robust learning process.

In order to improve the system convergence, we introduce a memory replay approach. Hence, we provide the agent with an internal memory of up to  $\mu$  transitions  $(s_t, a_t, r_t, s_{t+1})$ . At each step  $t$ , the agent randomly picks  $\beta$  transitions from the memory, which are used to update the primary network accordingly. When the memory capacity

is reached, the oldest transitions are discarded, so that the learning phase is based on the most recent observations.

Finally, to encourage the exploration of the state and action spaces, we implement an  $\epsilon$ -greedy policy. Therefore, at each step  $t$ , the agent chooses a random action  $a_t \in \mathcal{A}$  with probability  $\epsilon \in [0, 1]$  (exploration), while with probability  $1 - \epsilon$  the agent chooses the best current action (exploitation); the value of  $\epsilon$  decreases linearly during the training.

### B. Reward Function

The RL model is characterized by two main components: the state and the reward function. In this work, the state  $s$  includes all the measurements collected by the UE-AI, including metrics at the PHY, RLC, PDCP, and APP layers of the local user/vehicle. The reward  $r$  depends on both:

- Quality of Service (QoS), i.e., the end-to-end communication delay  $\delta_{APP,t}$  for a vehicle at time  $t$  should be lower than the maximum tolerable delay  $\delta_M$ .
- Quality of Experience (QoE), i.e., the transmitted data should be accurate enough to perform driving operations, e.g., object detection. In this work, the QoE is inversely proportional to the symmetric point-to-point Chamfer Distance (CD) [14] between the original data  $\mathcal{P}$  acquired by the LiDAR and the transmitted data  $\hat{\mathcal{P}}$  after compression and/or segmentation, where:

$$CD = \sum_{\forall \mathbf{p} \in \mathcal{P}} \min_{\forall \hat{\mathbf{p}} \in \hat{\mathcal{P}}} \|\mathbf{p} - \hat{\mathbf{p}}\|_2^2 + \sum_{\forall \hat{\mathbf{p}} \in \hat{\mathcal{P}}} \min_{\forall \mathbf{p} \in \mathcal{P}} \|\mathbf{p} - \hat{\mathbf{p}}\|_2^2. \quad (1)$$

Practically, the reward  $r_t$  received at step  $t$  is given by

$$r(\sigma_t^s, \sigma_t^e) = \begin{cases} -1 & \text{if } \sigma_t^s > 1; \\ 1 - 2\alpha\sigma_t^e - 2(1 - \alpha)\sigma_t^s & \text{otherwise,} \end{cases} \quad (2)$$

where  $\alpha \in [0, 1]$  is a tuning parameter which regulates the trade-off between the QoS ( $\sigma_t^s$ ) and QoE ( $\sigma_t^e$ ) components.

In Eq. (2),  $\sigma_t^s$  and  $\sigma_t^e$  both take values in  $[0, 1]$ , so that  $r(\cdot) : [0, 1] \times [0, 1] \rightarrow [-1, 1]$ . In particular,  $\sigma_t^s$  is given by

$$\sigma_t^s = \delta_{APP,t} / \delta_M, \quad (3)$$

while  $\sigma_t^e$  depends on the maximum tolerable CD ( $CD_M$ ) and a simulation parameter called *penalty* ( $\rho$ ), and is given by

$$\sigma_t^e = CD_t / (CD_M + \rho). \quad (4)$$

### C. Learning Schemes

We investigate three alternatives to perform PQoS: centralized (our benchmark based on the implementation in [1], [2]), distributed, and federated.

*a) Centralized PQoS:* The RAN-AI is used to train a single global agent at the gNB, exploiting measurements collected by all the users/vehicles in the network, which improves the convergence time of the learning process.

On the downside, centralization requires all the users/vehicles to share local data with the gNB, as well as the gNB to send the agent's decisions to the users/vehicles, which may cause congestion and delay in the network. At

the same time, data may be exposed to security risks at the gNB, including accidental or illegitimate destruction, loss, alteration, or unauthorized access to sensitive data, that could be used, for example, to track the users' positions or falsify driving commands.

*b) Distributed PQoS:* Each vehicle implements an independent agent via the UE-AI, which is trained only with onboard data gathered locally. On one side, data is kept local, thus ensuring privacy and reducing communication overhead and delays to/from the gNB during the learning process. On the other side, the algorithm convergence is slower: hence, at each simulation step, the UE-AI provides the agent with data from a single user/vehicle, regardless of how many vehicles are deployed, which in turn needs more interactions with the system to optimize its decisions.

*c) Federated PQoS:* Each vehicle still implements an independent agent via the UE-AI, which is trained on local data. In addition, vehicles periodically share intermediate learning model updates to a central server (e.g., located at the gNB), which trains a global model through the weighted average of the received data, improving on it iteratively [22]. In particular, the weights of the average are proportional to the actual number of learning steps performed by each local agent. Then, every  $v$  steps, each vehicle downloads the pre-trained global model from the gNB. They train it on their local data, then summarize and encrypt the model's new configuration. The model updates are sent back to the gNB, decrypted, averaged, and integrated into the global model. Iteration after iteration, the collaborative training continues until the model is fully trained.

The main advantage of federated learning is that only model updates are communicated to the gNB, while raw data are kept locally, thus promoting privacy. Also, the availability of the global model at the gNB implies more data for the agents to optimize their decisions, which translates in faster convergence compared to distributed PQoS [23].

Notice that, while many works in the literature have investigated federated learning solutions for supervised learning, the field of federated RL has not yet been fully explored [24], which motivates our analysis.

## IV. PERFORMANCE EVALUATION

In this section, after introducing our system parameters (Sec. IV-A), we validate the performance of the PQoS schemes in Sec. III-C via ns-3 simulations (Sec. IV-B).

### A. Simulation Parameters

Simulation parameters are in Tab. I, and described below.

*a) Scenario:* We consider a V2X scenario where  $n$  vehicles are deployed and operate at a carrier frequency of 3.5 GHz and with a total bandwidth of 50 MHz, while the transmit power is set to 23 dBm.

*b) Application:* Based on the 3rd Generation Partnership Project (3GPP) specifications for teleoperated driving, we set the maximum tolerable delay to  $\delta_M = 50$  ms

TABLE I: Scenario parameters.

Parameter	Description	Value
$f_c$	Carrier frequency	3.5 GHz
$B$	Total bandwidth	50 MHz
$P_{TX}$	Transmission power	23 dBm
$n$	Number of vehicles	{1, 5, 8}
$\delta_M$	Max. tolerated delay	50 ms
$CD_M$	Max. tolerated Chamfer Distance	45
$f_{C-R}$	LiDAR file size C-R	200 KB
$f_{C-SC}$	LiDAR file size C-SC	104 KB
$f_{C-SA}$	LiDAR file size C-SA	17 KB
$r$	LiDAR perception rate	10/s
$N_h$	Hidden dimensions	$16 \times 64$
$\gamma$	Discount factor	0.95
$v$	Update interval	0.1 s
$\mu$	Memory replay size	$8 \cdot 10^4$ B
$\beta$	Batch size	32 B
$\zeta$	Learning rate	$10^{-5}$

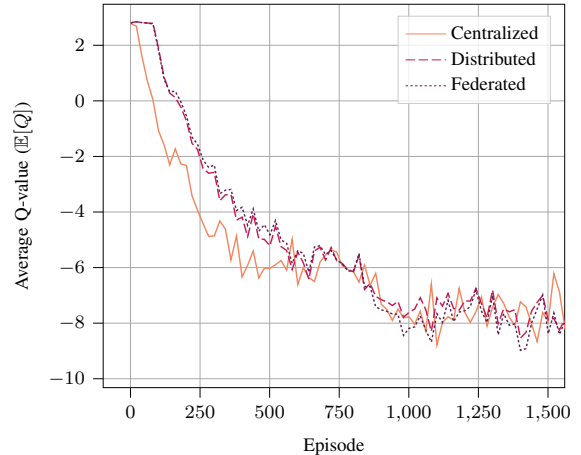
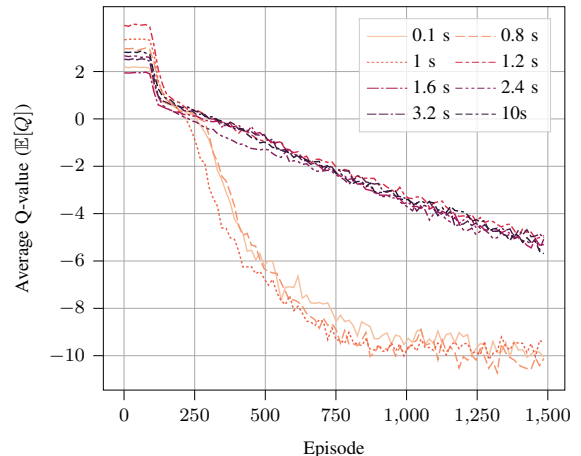
and the maximum tolerable CD to  $CD_M = 45$ . At the application, each vehicle generates LiDAR data at a rate of 10 perceptions/s, while the average perception size depends on the compression level and is 200 KB for C-R, 104 KB for C-SC, and 17 KB for C-SA [14].

*c) Learning model:* During the training phase, we consider 80 steps per episode (where an episode is equivalent to an independent simulation), and we set the number of total episodes to 3000. Every step has a fixed duration of 100 ms, leading to a total episode duration of 8 s. During the testing phase, instead, we consider a total of 100 episodes with 800 steps each. Finally, the D-DQN algorithm is approximated by a DNN architecture with two hidden layers with 16 and 64 neurons respectively. The DNN uses the Stochastic Gradient Descent (SGD) algorithm with  $\zeta = 10^{-5}$  as the learning rate. The other parameters relative to the system training are given in Tab. I.

*d) Simulations:* The performance evaluation is done using ns-3, a popular discrete-event simulator for networks [25]. Compared to other competitors, ns-3 incorporates accurate models of the whole 5G NR protocol stack, and enables scalable end-to-end simulations. We consider centralized, distributed, and federated learning for PQoS, versus a baseline in which the compression level (either C-R, S-SC, S-SA) is set a priori and does not change during the simulation. Performance results are given as a function of the number of users, and in terms of the reward gained by the agent and the average QoS and QoE of the users/vehicles.

## B. Numerical results

At first, we study the convergence time of the three PQoS schemes (centralized, distributed, federated) described in Sec. III-C. To do so, in Fig. 2 we represent the average Q-value for each scheme, considering a scenario with  $n = 3$  vehicles and a training phase of 1500 episodes. During the first 500 episodes, centralized PQoS is the only scheme to converge in our experiments. In fact, centralized PQoS

Fig. 2: Average Q-value during training for different PQoS schemes (centralized, distributed, federated), and  $n = 3$ .Fig. 3: Average Q-value during training for federated PQoS, for different values of the learning step  $v$ . We set  $n = 5$ .

can leverage data from all the users/vehicles in the network during the training phase (vs. local data for decentralized PQoS), and can optimize faster. Indeed, this approach enables a better exploration of the state and action spaces, making it a more convenient solution to deploy in case of a limited training time. On the other hand, after a sufficient number of episodes, the three PQoS schemes present similar performance, and reach full convergence at the same time, i.e., after around 1000 episodes.

We recall that the performance of federated PQoS depends on the periodicity  $v$  at which training model updates are sent to the gNB for processing. To investigate this trend, in Fig. 3 we plot the training time of federated PQoS as a function of  $v$ . We consider a scenario with  $n = 5$  vehicles and a training phase of 1500 episodes. We see that the convergence time increases as  $v$  decreases. In fact, the shorter periodicity implies more model updates within the training time, which in turn provides more data to the agent to optimize its decisions. In particular, there is a significant

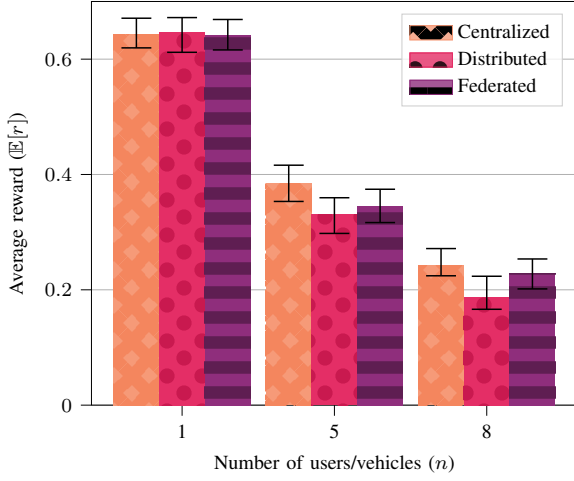


Fig. 4: Average reward for different PQoS schemes (centralized, distributed, federated) vs. the number of users/vehicles  $n$ .

gap between the systems using  $v \geq 1.2$  s and  $v \leq 1$  s. Based on the above considerations, we set  $v = 0.1$  s in the rest of the paper, so as to optimize the convergence.

In Fig. 4 we plot the average reward  $\mathbb{E}[r]$ , normalized in  $[0, 1]$  for better readability, considering centralized, distributed, and federated learning as a function of the number of vehicles  $n$ . Notably, the reward is the main indicator of the system performance as it represents the trade-off between QoS and QoE of users/vehicles in the network. We can see that for  $n = 1$  the three schemes have the same average reward of around 0.65. In this case, the network is underloaded, and is therefore able to serve most traffic requests regardless of the level of data compression at the application. On the other hand, as  $n$  increases, the network becomes more congested, which makes the choice of the optimal compression level non trivial. In this context, centralized PQoS outperforms any other competitor, and achieves a reward up to 13% and 10% bigger than distributed and federated PQoS, respectively. In fact, RAN-AI leverages more input data to train the centralized RL model, with respect to UE-AI in the decentralized scenario which is based only on local data. For similar reasons, federated learning provides superior performance compared to distributed learning in all configurations, given that global model updates can be used to improve the training of the local agents. Notice that, for  $n = 8$ , federated learning is only 6% worse than centralized (vs. 22% for distributed), and stands out as a desirable solution to support PQoS even in congested networks, while also promoting privacy.

In Fig. 5 we analyze the average QoE and QoS, normalized in  $[0, 1]$ , considering  $n = 1$  and  $n = 5$  vehicles, and vs. some constant benchmarks in which the compression level (C-R, C-SA, C-SC) is set a priori and does not change during the simulation. Ideally, the optimal system will have  $\mathbb{E}[\sigma_t^s] = 1$  and  $\mathbb{E}[\sigma_t^e] = 1$ , i.e., it will operate at the top-right corner of Fig. 5, to satisfy both QoS and QoE constraints, respectively. As expected, C-R leads to

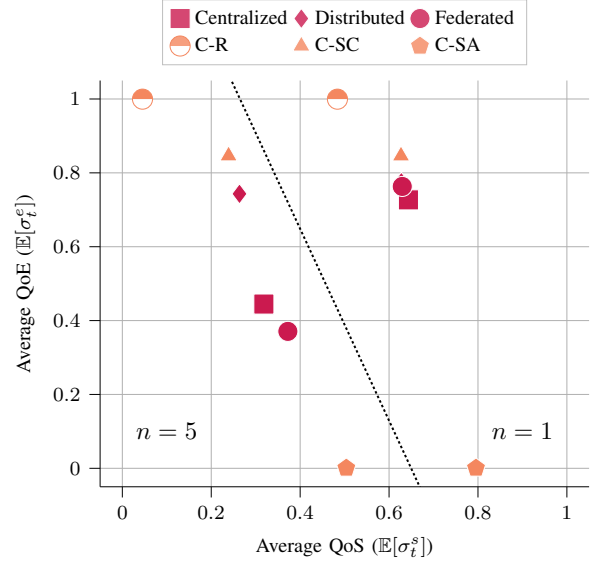


Fig. 5: Average QoS vs. average QoE for different PQoS schemes (centralized, distributed, federated), compared to some constant baselines in which the compression level (C-R, S-SC, S-SA) is set a priori and does not change during the simulation. We consider  $n = 1$  and  $n = 5$ .

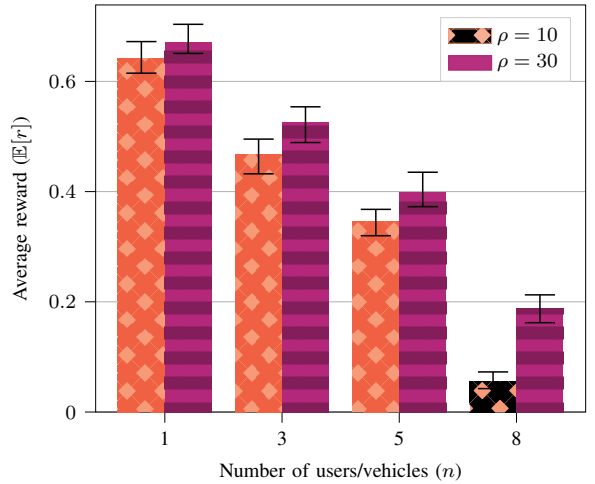


Fig. 6: Average reward for federated PQoS, for different values of the penalty  $\rho$  vs. the number of users/vehicles  $n$ .

the best performance in terms of QoE given that data is not compressed before transmission, at the expense of a lower QoS even for  $n = 1$ . In turn, C-SA outperforms any other solution in terms of QoS, even though the QoE is close to zero, given that compression privileges efficiency over accuracy. On the other hand, PQoS can adapt the compression level to the conditions of the scenario via RL, and achieves the best trade-off between QoS and QoE. Notably, PQoS discourages an overly aggressive behavior, and stands in the middle between the constant C-R and C-SA benchmarks. Notice that, as  $n$  increases, distributed PQoS seems to prioritize QoE over QoS, while centralized and federated PQoS have similar results. Specifically, even in congested networks, federated PQoS can improve the QoS

by up to 60% compared to constant C-SA, i.e., only 20% less than C-SA which would in turn lead to a severe violation of the QoE.

Based on the above results, we identified federated learning as a good compromise for PQoS. Then, in Fig. 5 we analyze the average reward of federated PQoS as a function of the penalty  $\rho$  used to compute  $\sigma_t^e$  in Eq. (4). We observe that, while the QoE is maximized using  $\rho = 10$  as done in [1],  $\rho = 30$  ensures a better trade-off between QoS and QoE. In particular, unlike  $\rho = 30$ , when  $\rho = 10$  the reward drops from around 0.6 for  $n = 1$  to less than 0.05 for  $n = 8$ . This result demonstrates that, under federated learning, the reward function should be carefully selected; specifically,  $\rho$  should be increased as the number of users/vehicles increases to maintain the network stable.

## V. CONCLUSION AND FUTURE RESEARCH

In this paper we explored the concept of PQoS for teleoperated driving. In particular, we studied whether moving intelligence from a centralized learning architecture to the local users can support better and faster optimization. To do so, starting from a centralized benchmark, we developed a new entity called “UE-AI” that, interacting with a custom agent via distributed or federated learning, can choose the optimal level of compression to send LiDAR data to satisfy QoS and QoE constraints. We proved that decentralized PQoS has many advantages, including inherent privacy protection, fast convergence, and accuracy. Notably, federated learning offers a good trade-off between centralized and distributed learning, even in congested networks.

These results motivate further research efforts in this domain. For example, we will extend the UE-AI introducing new functionalities for federated learning, like split computing at the edge, as well as to increase security and privacy of PQoS operations.

## VI. ACKNOWLEDGMENT

This work was partially supported by the European Union under the Italian National Recovery and Resilience Plan (NRRP) of NextGenerationEU, partnership on “Telecommunications of the Future” (PE0000001 - program “RESTART”).

## REFERENCES

- [1] F. Mason, M. Drago, T. Zugno, M. Giordani, M. Boban, and M. Zorzi, “A Reinforcement Learning Framework for PQoS in a Teleoperated Driving Scenario,” in *IEEE Wireless Communications and Networking Conference (WCNC)*, 2022.
- [2] M. Drago, T. Zugno, F. Mason, M. Giordani, M. Boban, and M. Zorzi, “Artificial Intelligence in Vehicular Wireless Networks: A Case Study Using ns-3,” in *Proceedings of the 2022 Workshop on ns-3*, 2022.
- [3] N. A. Stanton and P. M. Salmon, “Human error taxonomies applied to driving: A generic driver error taxonomy and its implications for intelligent transport systems,” *Safety Science*, vol. 47, pp. 227–237, Feb. 2009.
- [4] X. Liu, Y. Liu, Y. Chen, and L. Hanzo, “Enhancing the Fuel-Economy of V2I-Assisted Autonomous Driving: A Reinforcement Learning Approach,” *IEEE Transactions on Vehicular Technology*, vol. 69, pp. 8329–8342, May 2020.
- [5] European Union, “Council Regulation n. 2144/2019,” 2019.
- [6] T. Zhang, “Toward automated vehicle teleoperation: Vision, opportunities, and challenges,” *IEEE Internet of Things Journal*, vol. 7, pp. 11347–11354, Dec. 2020.
- [7] V. Rossi, P. Testolina, M. Giordani, and M. Zorzi, “On the role of sensor fusion for object detection in future vehicular networks,” in *Joint European Conference on Networks and Communications & 6G Summit (EuCNC/6G Summit)*, 2021.
- [8] F. Nardo, D. Peressoni, P. Testolina, M. Giordani, and A. Zanella, “Point cloud compression for efficient data broadcasting: A performance comparison,” in *IEEE Wireless Communications and Networking Conference (WCNC)*, 2022.
- [9] M. Boban, M. Giordani, and M. Zorzi, “Predictive quality of service: The next frontier for fully autonomous systems,” *IEEE Network*, vol. 35, pp. 104–110, Nov./Dec. 2021.
- [10] M. Wang, Y. Cui, X. Wang, S. Xiao, and J. Jiang, “Machine learning for networking: Workflow, advances and opportunities,” *IEEE Network*, vol. 32, pp. 92–99, Nov. 2017.
- [11] R. Boutaba, M. A. Salahuddin, N. Limam, S. Ayoubi, N. Shahriar, F. Estrada-Solano, and O. M. Caicedo, “A comprehensive survey on machine learning for networking: evolution, applications and research opportunities,” *Journal of Internet Services and Applications*, vol. 9, pp. 1–99, Jun. 2018.
- [12] F. Pase, M. Giordani, G. Cuzzo, S. Cavallero, J. Eichinger, R. Verdone, and M. Zorzi, “Distributed Resource Allocation for URLLC in IIoT Scenarios: A Multi-Armed Bandit Approach,” in *IEEE Globecom Workshops (GC Wkshps)*, 2022.
- [13] S. Niknam, H. S. Dhillon, and J. H. Reed, “Federated learning for wireless communications: Motivation, opportunities, and challenges,” *IEEE Communications Magazine*, vol. 58, pp. 46–51, Jun. 2020.
- [14] A. Varischio, F. Mandruzzato, M. Bullo, M. Giordani, P. Testolina, and M. Zorzi, “Hybrid Point Cloud Semantic Compression for Automotive Sensors: A Performance Evaluation,” in *IEEE International Conference on Communications (ICC)*, 2021.
- [15] A. Milioto, I. Vizzo, J. Behley, and C. Stachniss, “Rangenet++: Fast and accurate lidar semantic segmentation,” in *IEEE/RSJ International Conference on Intelligent Robots and Systems (IROS)*, 2019.
- [16] Google, “Draco 3D Data Compression,” 2017. [Online]. Available: <https://github.com/google/draco>.
- [17] A. Geiger, P. Lenz, and R. Urtasun, “Are We Ready for Autonomous Driving? The KITTI Vision Benchmark Suite,” in *IEEE Conference on Computer Vision and Pattern Recognition*, 2012.
- [18] M. Mezzavilla, M. Zhang, M. Polese, R. Ford, S. Dutta, S. Rangan, and M. Zorzi, “End-to-End Simulation of 5G mmWave Networks,” *IEEE Communications Surveys and Tutorials*, vol. 20, pp. 2237–2263, Apr. 2018.
- [19] H. Yin, P. Liu, K. Liu, L. Cao, L. Zhang, Y. Gao, and X. Hei, “ns3-Ai: Fostering Artificial Intelligence Algorithms for Networking Research,” in *Proceedings of the 2020 Workshop on ns-3*, 2020.
- [20] L. P. Kaelbling, M. L. Littman, and A. W. Moore, “Reinforcement learning: A survey,” *Journal of Artificial Intelligence Research*, vol. 4, pp. 237–285, May 1996.
- [21] H. van Hasselt, A. Guez, and D. Silver, “Deep Reinforcement Learning with Double Q-Learning,” *Proceedings of the AAAI Conference on Artificial Intelligence*, vol. 30, no. 1, 2016.
- [22] T. Li, A. K. Sahu, A. Talwalkar, and V. Smith, “Federated Learning: Challenges, Methods, and Future Directions,” *IEEE Signal Processing Magazine*, vol. 37, pp. 50–60, May 2020.
- [23] F. Pase, M. Giordani, and M. Zorzi, “On the convergence time of federated learning over wireless networks under imperfect CSI,” in *IEEE International Conference on Communications Workshops (ICC Workshops)*, 2021.
- [24] C. Nadiger, A. Kumar, and S. Abdelhak, “Federated Reinforcement Learning for Fast Personalization,” in *IEEE International Conference on Artificial Intelligence and Knowledge Engineering (AIKE)*, 2019.
- [25] T. R. Henderson, M. Lacage, G. F. Riley, C. Dowell, and J. Kopena, “Network Simulations with the ns-3 Simulator,” *SIGCOMM demonstration*, vol. 14, no. 14, p. 527, 2008.