

Source-Function Weighted-Transfer Learning for Nonparametric Regression with Seemingly Similar Sources

Lu Lin *

Zhongtai Securities Institute for Financial Studies, Shandong University
and

Weiyu Li †

Zhongtai Securities Institute for Financial Studies, Shandong University

February 23, 2023

Abstract

The homogeneity, or more generally, the similarity between source domains and a target domain seems to be essential to a positive transfer learning. In practice, however, the similarity condition is difficult to check and is often violated. In this paper, instead of the popularly used similarity condition, a seeming similarity is introduced, which is defined by a non-orthogonality together with a smoothness. Such a condition is naturally satisfied under common situations and even implies the dissimilarity in some sense. Based on the seeming similarity together with an L_2 -adjustment, a source-function weighted-transfer learning estimation (sw-TLE) is constructed. By source-function weighting, an adaptive transfer learning is achieved in the sense that it is applied to similar and dissimilar scenarios with a relatively high estimation efficiency. Particularly, under the case with homogenous source and target models, the sw-TLE even can be competitive with the full data estimator. The hidden relationship between the source-function weighting estimator

*The authors gratefully acknowledge *the National Natural Science Foundation of China (grant No. 11971265, 120001318), the National Statistical Science Research Project (grant No. 2022LD03) and the National Key R&D Program of China (grant No. 2018YFA0703900).*

†The corresponding author. Email: liweiyu@sdu.edu.cn.

and the James-Stein estimator is established as well, which reveals the structural reasonability of our methodology. Moreover, the strategy does apply to nonparametric and semiparametric models. The comprehensive simulation studies and real data analysis can illustrate that the new strategy is significantly better than the competitors.

Key words: Adaptive transfer learning; seeming similarity; nonparametric and semiparametric regression; heterogeneity; James-Stein estimator.

1 Introduction

1.1 Problem setup

In the processes of generating and collecting data, a common situation is that it is expensive or impossible to obtain adequate training data that can match the feature space and the distribution characteristic of the test data. In such a case, knowledge transfer or transfer learning between task domains would be desirable based on the theoretical belief and/or the available evidence that a transfer learning can improve a learner from one domain by transferring information from some related domains. Up to now, the transfer learning has attracted much attention, and various frameworks and techniques of transfer learning have been proposed in the literature of statistics and machine learning. For the survey papers on transfer learning, see, for example, Storkey (2009), Pan and Yang (2009), and Weiss et al. (2016); for the applications in the area of computer vision, see Tzeng et al. (2017), Gong et al. (2012); for the applications in the area of speech recognition, see Huang et al. (2013); for the applications in the area of genre classification, see Choi et al. (2017).

In the familiar methods of transfer learning, a basic condition accompanied by positive transfer learning is the homogeneity, or more generally, the similarity (or the relatedness) between source domains and the target domain, see, e.g., Yang et al. (2015), Li et al. (2010) and Seah et al. (2012). In practice, however, the homogeneity and similarity conditions are difficult to meet and check, or are often

violated. Heterogenous or dissimilar data source is a generally existent phenomenon due to some special causes, such as changes of protocol, advances in technology and periodic variation. Then, the following issue arises naturally:

- *Can the knowledge in heterogenous or dissimilar sources be transferred into the target model to enhance the inferential accuracy of the target model?*

As far as we know, theoretically, there is no uniform answer to this question. If the theoretical answer could be “yes”, we would try to develop an adaptive strategy capable of processing general sources such that the source information can contribute to the inference on the target model whether the source models and the target model are homogenous, or similar or not.

Although the issue above seems to be preposterous, the related topic could trace back to the nonparametric density estimation with a parametric start:

- *Can the knowledge in a parametric estimation be transferred into the nonparametric density to enhance the estimation accuracy if the parametric estimation is actually quite crude or away from the true nonparametric density?*

The answer to the question is in the affirmative for general cases, see, for example, Hjort and Glad (1995) and Naito (2004). Lin et al. (2009) extended the method to the case of additive models.

Another early research could date back to Stein’s paradox, see, e.g., Stein (1956), Efron and Morris (1973), James and Stein (1992). The researchers answered “yes” to the seemingly preposterous question:

- *Can the information about the price of apples in Washington and about the price of oranges in Florida be used to improve an estimate of the price of French wine if the prices are unrelated to each other?*

Actually, the shrinkage estimation can achieve this goal via the use of these unrelated data. A famous example of this type estimation is the James-Stein estimator (James

and Stein, 1992), which is shrunk with less estimation risk (see the Supplement Material).

1.2 Our notion and contribution

As shown above, in the classical examples of the adaptive density and regression estimators, and James-Stein estimator, the similarity condition between the objects is not always necessary. However, these methods focus only on the traditional scenarios without source domain, which are essentially different from those for transfer learning. Up to now, these classical notions have not been applied to the modern realm of transfer learning. Motivated by these notions, in this paper, we will develop a new strategy and conduct a comprehensive study. Our work is outlined as follows.

a) Seeming similarity condition. Instead of the classical similarity condition, a seeming similarity is introduced as a basic condition. The seeming similarity is defined by a non-orthogonality together with a smoothness. This is a very common condition, and is naturally satisfied under common situations, moreover it even implies dissimilarity in some sense.

b) Source-function weighted-transfer learning. Based on such a seeming similarity together with a smoothness, a source-function weighted-transfer learning estimation (sw-TLE) is introduced in this paper. This is a brand-new strategy in the area of transfer learning, and the hidden relationship between the source-function weighting in transfer learning and the James-Stein estimator in linear models is established. This structural reasonability reveals the reason why our method can adaptive to various scenarios and achieve a positive transfer learning.

c) Favorable properties. Without the familiar similarity condition, the estimation efficiency of the sw-TLE can be significantly enhanced for the case of seeming similarity and relatively large source. Thus, our method is even applied to the case when the familiar similarity condition is somewhat violated. Particularly, when source models and the target model are quite similar or are equal to each other,

the source-function weighted-transfer learning can always enhance the estimation efficiency, and the sw-TLE even can be competitive with the full data estimator. Moreover, it is surprising that we even can improve the estimation of target function only by artificial data.

Moreover, the strategy does apply to both nonparametric and semiparametric models, and is computationally simple. However, as a price to pay for the adaptability, there is a certain risk of negative transfer learning.

1.3 Review of the familiar transfer learning with similarity conditions

To further motivate our methodological development, we in this subsection recall the familiar similarity conditions and briefly discuss the relevant topics on transfer learning. The similarity conditions used in the existing literature deeply affect the choices of the transfer learning methodologies, the performances and the theoretical conclusions; for theoretical analysis see for example Hanneke and Kpotufe (2020). Because of the importance of the similarity in the existing methodologies, various rules have been proposed up to now to measure the degree of similarity between source models and the target model. Generally, we can establish the bound of divergence between a source and the target to evaluate the level of similarity (Mansour et al., 2009; Tian and Feng, 2022). It is clear that the theoretical properties of the existing methods of transfer learning depend basically on the divergence bounds. However, in the area of parameter-transfer learning, the degree of similarity is evaluated in the following special ways. The first is to suppose that source models and the target model share some parameters or prior distributions of the hyperparameters. Then, the transferred knowledge is encoded into the shared parameters or priors, and by discovering these identical features, the knowledge can be transferred across the tasks. The second way considers the case where the parameters in source models and the target model are close to each other, i.e., the parameters in source

models are transferable. The core idea of the second method is to transfer the information from transferable source domains to obtain some rough estimators in the first step, and then use a bias-correction procedure to construct debiased estimators in the second step. The related references on parameter-transfer learning include Xia et al. (2013), Li et al. (2020) and Tian and Feng (2022). For feature selection in parametric models see Chen et al. (2021).

In the models with covariates and response variables, it is an often situation where the marginal distributions of covariates in source models and the target model may be different, but the conditional distributions of the responses, given the corresponding covariates, are identical. In this case, the degree of similarity is evaluated by the covariate shift (Kpotufe and Martinet, 2021). Contrarily, the conditional distribution drift is also a general framework and broadly arises in many practical problems (Cai and Wei, 2021; Reeve et al., 2021; Weiss et al., 2016). In this case, a commonly used method is to formulate a transfer function $\phi(\cdot)$ together with some propensity constraints. For example, for regression functions $\eta_P(\cdot)$ and $\eta_Q(\cdot)$ respectively in a source model and the target model, the similarity relationship between the functions $\eta_P(\cdot)$ and $\eta_Q(\cdot)$ is described by $\eta_P(\cdot) = \phi(\eta_Q(\cdot))$, see, e.g., Cai and Wei (2021) and Reeve et al. (2021). Such a transfer function $\phi(\cdot)$ can determine the theoretical property, but it is difficult or impossible to formulate its detailed form in practical use.

It can be seen from the above literature review that the similarity is essential in the familiar methodology of transfer learning. Without these similarity conditions, however, it is difficult to transfer the information across the tasks by the existing methods. Recently, Lin and Li (2022) proposed a historical data condition, instead of a similarity condition, to establish a correlation ratio transfer learning. In this method, the historical data condition is employed to build the relationship between source models and the target model. Moreover, in the most procedures of the existing transfer learning, data-driven algorithms are often required to implement

the transfer learning, which are computational complex usually. Thus, it is desired to develop adaptive methods together with efficient algorithms to adapt to the case with or without similarity condition.

1.4 Article structure

The remainder of the paper is organized as follows. In Section 2, nonparametric regression models with a seeming similarity are defined, an L_2 -criterion is introduced to adjust an estimator from source start, and then the transfer learning estimator for target regression is suggested, its simple form and extended version are discussed. The asymptotic normalities are established, and the enhancements of convergence rate and estimation efficiency are confirmed theoretically. In Section 3, the method is extended into semiparametric models, the corresponding theories are established as well, and the technique is further extended to the case of multi-source. Simulation studies and real data analysis are presented in Section 4. Section 5 concludes the paper and discusses possible future work. The Supplement Material includes the following materials: the smoothness of the adjustment function, some regularity conditions, some additional theoretical conclusions, the proofs of the theorems and corollaries, and the extended simulation studies and the relationship between our estimator and the James-Stein estimator.

2 Methodology for seemingly similar nonparametric models

In this section, we consider a nonparametric target regression combined with a single nonparametric source. The cases of multi-source and semiparametric regressions will be investigated in the next section.

2.1 Models

The models under study in this section are the following nonparametric regressions:

$$\begin{aligned}
 \text{(P-model)} \quad Y_i^P &= r^P(X_i^P) + \varepsilon_i^P, i = 1, \dots, n^P, \\
 \text{(Q-model)} \quad Y_i^Q &= r^Q(X_i^Q) + \varepsilon_i^Q, i = 1, \dots, n^Q,
 \end{aligned} \tag{2.1}$$

where $r^P(x)$ and $r^Q(x)$ are unknown nonparametric regression functions. In this paper, it is supposed that x is a scale variable for simplicity. Under multivariate case, the method is similar. When the above models are fixed designed, we suppose without loss of generality that regression functions $r^P(x)$ and $r^Q(x)$ are defined on the common interval $[0, 1]$, and the design variables in data sets $D^P = \{(X_i^P, Y_i^P), i = 1, \dots, n^P\}$ and $D^Q = \{(X_i^Q, Y_i^Q), i = 1, \dots, n^Q\}$ satisfy $0 \leq X_1^P \leq \dots \leq X_{n^P}^P \leq 1$ and $0 \leq X_1^Q \leq \dots \leq X_{n^Q}^Q \leq 1$. In this case, the model errors have the expectations and variances as $\mathbb{E}[\varepsilon_i^P] = 0$, $\mathbb{V}[\varepsilon_i^P] = \sigma_P^2$, $\mathbb{E}[\varepsilon_i^Q] = 0$ and $\mathbb{V}[\varepsilon_i^Q] = \sigma_Q^2$. Under random design models, D^P and D^Q are random samples. In this case, we suppose without loss of generality that regression functions $r^P(x)$ and $r^Q(x)$ are defined on a common interval $[L, U]$. In random design models, the model errors satisfy $\mathbb{E}[\varepsilon_i^P | X_i^P] = 0$, $\mathbb{V}[\varepsilon_i^P | X_i^P] = \sigma_P^2$, $\mathbb{E}[\varepsilon_i^Q | X_i^Q] = 0$ and $\mathbb{V}[\varepsilon_i^Q | X_i^Q] = \sigma_Q^2$. In this paper, we denote ‘‘P = Q’’ if $r^P(x) = r^Q(x) = r(x)$ for all x , and $\sigma_P^2 = \sigma_Q^2 = \sigma^2$.

P-model is regarded as a source model, from which most training data are collected, and Q-model is thought of as a target model, about which we wish to make inference. In this paper, our purpose is to estimate the target function $r^Q(x)$. Note that the two regression functions $r^P(x)$ and $r^Q(x)$ may be distinct from each other, and the difference between them may be relatively large. We in this paper use the following non-orthogonality condition

$$\langle r^P, r^Q \rangle_{h^Q}(x) \neq 0 \text{ as } h^Q \rightarrow 0 \text{ for any } x \tag{2.2}$$

together with a smoothness condition (given in condition C3) to describe a seeming similarity between $r^P(x)$ and $r^Q(x)$. Here $\langle r^P, r^Q \rangle_{h^Q}(x)$ is the (local) inner product between $r^P(x)$ and $r^Q(x)$ at a target point x , defined by $\langle r^P, r^Q \rangle_{h^Q}(x) = \int_0^1 K_{h^Q}(t -$

$x)r^Q(t)r^P(t)dt$ under fixed design model, or defined by $\langle r^P, r^Q \rangle_{h^Q}(x) = \mathbb{E}[K_{h^Q}(X^Q - x)r^Q(X^Q)r^P(X^Q)]$ under random design model, where $K_{h^Q}(\cdot) = K(\cdot/h^Q)/h^Q$, $K(\cdot)$ is a kernel function and h^Q is the bandwidth depending on the sample size of Q-model. Actually, the condition (2.2) is naturally satisfied under common situation, because it only excludes the case of the absolute dissimilarity — the orthogonality between $r^P(x)$ and $r^Q(x)$. The above seeming similarity condition is totally different the common similarity condition (see, e.g., Cai and Pu, 2022), and is even implies the dissimilarity in some sense. Thus, the classical similarity conditions may be violated. In this case, it is difficult to achieve a positive transfer learning by the existing methods.

2.2 The method for fixed design model

We first focus on the fixed design model. According to the fixed design points, we set $s_0^P = 0, s_i^P = (X_i^P + X_{i+1}^P)/2$ for $i = 1, \dots, n^P - 1$, and $s_{n^P} = 1$, and, similarly, set $s_0^Q = 0, s_i^Q = (X_i^Q + X_{i+1}^Q)/2$ for $i = 1, \dots, n^Q - 1$, and $s_{n^Q} = 1$. To employ the information of P-model in the procedure of estimating the target function $r^Q(x)$, we first construct a nonparametric estimator of $r^P(x)$ based on P-model. As an example, the Gasser-Müller (G-M) estimator is chosen specifically for this purpose, which is defined by $\hat{r}^P(x) = \sum_{i=1}^{n^P} Y_i^P \int_{s_{i-1}^P}^{s_i^P} K_{h^P}(t - x)dt$. Although $\hat{r}^P(x)$ is a consistent estimator of $r^P(x)$, it may be far away from the target function $r^Q(x)$ because $r^P(x)$ and $r^Q(x)$ may be greatly different. We then regard $\hat{r}^P(x)$ as an initial estimator of $r^Q(x)$ and try to adjust it to the following form:

$$f(\hat{r}^P(x), x) \text{ with } f(0, x) = 0, \quad (2.3)$$

where the function $f(\cdot, \cdot)$ is required to be specified. Here we need the condition $f(0, x) = 0$ to delete the intercept when the function is expressed by basis functions because the intercept dose not contain any information of $\hat{r}^P(x)$; see (2.11) and the Supplement Material.

2.2.1 Linear framework

As a major choice, the function $f(\cdot, \cdot)$ is set as the following linear framework:

$$f(\widehat{r}^P(x), x) = \widehat{r}^P(x)\xi(x), \quad (2.4)$$

where $\xi(x)$ could be regarded as an adjustment factor to be estimated. In this subsection, we focus on the above linear framework. The general case of $f(\cdot, \cdot)$ will be investigated in the next subsection. Here, we introduce the following strategy: the function $\xi(x)$ in (2.4) is determined by minimizing the local L_2 -criterion: $\int_0^1 K_{hQ}(t-x)\{r^Q(t) - \widehat{r}^P(t)\xi(x)\}^2 dt$ at a fixed target point x . We then get the solution of $\xi(x)$ as

$$\xi_{hQ}(x) = \frac{\int_0^1 K_{hQ}(t-x)r^Q(t)\widehat{r}^P(t)dt}{\int_0^1 K_{hQ}(t-x)(\widehat{r}^P(t))^2 dt}. \quad (2.5)$$

The adjustment factor $\xi_{hQ}(x)$ in (2.5) could be thought of as the normalized inner product between $\widehat{r}^P(x)$ and $r^Q(x)$ according to the definition of inner product in (2.2). In the above, however, the numerator of the adjustment factor $\xi_{hQ}(x)$ depends on unknown function $r^Q(t)$. We propose the following method to approximate it for the case where the fixed design points $X_1^Q, \dots, X_{n^Q}^Q$ satisfy the quasi-uniform condition. Here, the quasi-uniformity means that the difference among $|X_i^Q - X_{i-1}^Q|, i = 2, \dots, n^Q$, is small; the detailed definition of the quasi-uniformity will be given in condition C2. With the quasi-uniform condition, if the function $r^Q(x)$ is smooth, the numerator of $\xi_{hQ}(x)$ can be approximated by

$$\int_0^1 K_{hQ}(t-x)r^Q(t)\widehat{r}^P(t)dt \approx \sum_{i=1}^{n^Q} Y_i^Q \int_{s_{i-1}^Q}^{s_i^Q} K_{hQ}(t-x)\widehat{r}^P(t)dt. \quad (2.6)$$

We thus get the estimated adjustment factor as

$$\widehat{\xi}(x) = \frac{\sum_{i=1}^{n^Q} Y_i^Q \int_{s_{i-1}^Q}^{s_i^Q} K_{hQ}(t-x)\widehat{r}^P(t)dt}{\int_0^1 K_{hQ}(t-x)(\widehat{r}^P(t))^2 dt}. \quad (2.7)$$

Consequently, based on an initial estimator $\widehat{r}^P(x)$ from the P-model, the transfer learning estimator of $r^Q(x)$ for the Q-model can be chosen as

$$\widehat{r}_a^Q(x) = \widehat{r}^P(x)\widehat{\xi}(x). \quad (2.8)$$

Approximately, the estimator $\widehat{r}_a^Q(x)$ is a (locally) weighted sum of Y_i^Q with the source-function $\widehat{r}^P(X_i^Q)$ as the weights (see (2.7)). We then call the estimator $\widehat{r}_a^Q(x)$ as *the source-function weighted-transfer learning estimator*, denoted by sw-TLE for short. The above framework of source-function weighting could be regarded as an analog of the James-Stein estimator; the details for verifying this point of view will be given in the Supplement Material. In the estimator, the empirical choices of the bandwidths can be determined by cross validation (CV) criterion. Let $\widehat{r}_{a(-i)}^Q(x)$ be the leave-one-out form of $\widehat{r}_a^Q(x)$ from the data set D^Q . Then the choices of the bandwidths h^P and h^Q can be implemented by minimizing the following CV criterion:

$$\mathbb{C}\mathbb{V}(h^P, h^Q) = \frac{1}{n^Q} \sum_{j=1}^{n^Q} \left(Y_j^Q - \widehat{r}_{a(-j)}^Q(X_j^Q) \right)^2. \quad (2.9)$$

Before investigating the theoretical properties of the estimator (2.8), we first look at its structural reasonability:

- (i) *Adaptability and smoothness.* If the source regression function $r^P(x)$ captures the main features of the shape of the target regression function $r^Q(x)$, for example $r^P(x) \approx cr^Q(x)$ for all $x \in [0, 1]$ with a constant c , then the adjustment factor $\xi_{h^Q}(x)$ defined in (2.5) satisfies $\xi_{h^Q}(x) \approx 1/c$ for all $x \in [0, 1]$, a smooth constant function, approximately. Furthermore, in the Supplement Material we will verify that, in many cases, $\xi_{h^Q}(x)$ is smoother than $r^Q(x)$. Generally, for general adjustment function $f(\cdot, \cdot)$ given in (2.3), it will be verified in the Supplement Matrical that its ideal choice is an identity function, approximately, implying that it is smoother than $r^Q(x)$. These show that the adjustment functions $\xi_{h^Q}(\cdot)$ and $f(\cdot, \cdot)$ are easier to estimate nonparametrically, with an accelerated convergence rate.

(ii) *The framework of the weighted sum of all the data.* It will be shown in the proof of Theorem 2.1 that actually the sw-TLE can be expressed approximately as a weighted sum of all the data Y_i^P and Y_i^Q :

$$\widehat{r}_a^Q(x) \approx r^Q(x) + \frac{r^Q(x)}{r^P(x)} \left(\widehat{r}^P(x) - r^P(x) \right) + r^P(x) \left(\sum_{i=1}^{n^Q} w_i(x) Y_i^Q - \xi_{h^Q}^*(x) \right), \quad (2.10)$$

where $w_i(x) = \frac{\int_{s_{i-1}^Q}^{s_i^Q} K_{h^Q}(t-x) r^P(t) dt}{\int_0^1 K_{h^Q}(t-x) (r^P(t))^2 dt}$ and $\xi_{h^Q}^*(x) = \frac{\int_0^1 K_{h^Q}(t-x) r^Q(t) r^P(t) dt}{\int_0^1 K_{h^Q}(t-x) (r^P(t))^2 dt}$. Then the asymptotic normality can be achieved.

The above structural reasonability reveals the hidden reason why our method can achieve a positive transfer learning.

Now we establish the detailed asymptotic theory. The regularity conditions for the kernel function and bandwidths are listed in the Supplement Material. Particularly, the following special condition is needed:

C1. For all x , the regression functions $r^P(x)$ and $r^Q(x)$ have the second-order continuous and bounded derivatives, $r^P(x) \neq 0$, and the inner product satisfies $\langle r^P, r^Q \rangle_{h^Q}(x) \neq 0$ as $h^Q \rightarrow 0$.

In C1, the condition of $r^P(x) \neq 0$ seems to be unreasonable, but it can be removed from C1. For example, if $r^P(x) = 0$ for a point x , we transform Y^P into $\widetilde{Y}^P = Y^P + a$ for a constant $a \neq 0$. By this treatment, P-model can be recast as $\widetilde{Y}^P = \widetilde{r}^P(x) + \varepsilon$ with $\widetilde{r}^P(x) = r^P(x) + a \neq 0$ for all x if a is large enough. The most important condition in C1 is the (local) non-orthogonality $\langle r^P, r^Q \rangle_{h^Q}(x) \neq 0$. We need the non-orthogonality to ensure the transferability of P-model because the transfer learning method aforementioned is based on a projection. This condition indicates that $r^P(x)$ and $r^Q(x)$ is not absolutely dissimilar.

Theorem 2.1. *For the fixed design model, in addition to the condition C1, and the regularity conditions S1 and S2 in the Supplement Material, suppose that the following quasi-uniform condition holds:*

C2. The data points D^P and D^Q are fixedly designed respectively by two design functions $\varphi^P(x) > 0$ and $\varphi^Q(x) > 0$, satisfying $s_i^P - s_{i-1}^P = 1/(\varphi^P(X_i^P)n^P) + o(1/n^P)$ and $s_i^Q - s_{i-1}^Q = 1/(\varphi^Q(X_i^Q)n^Q) + o(1/n^Q)$ for all i , where the given design functions have the second-order continuous and bounded derivatives for all $x \in [0, 1]$.

Furthermore, suppose that the sample sizes and bandwidths satisfy $h^P = o((n^P)^{-1/5})$ and $h^Q = o((n^Q)^{-1/5})$, and $n^P h^P / (n^Q h^Q) \rightarrow \tau$ for some constant $0 \leq \tau \leq \infty$. Then the sw-TLE (2.8) has the following asymptotic normality:

(i) for $0 < \tau < \infty$ and $x \in (0, 1)$,

$$\sqrt{n^P h^P + n^Q h^Q} (\hat{r}_a^Q(x) - r^Q(x)) \xrightarrow{d} N \left(0, \left(1 + \frac{1}{\tau} \right) \left(\frac{2r^Q(x)}{r^P(x)} \right)^2 \frac{\sigma_P^2}{\varphi^P(x)} \int_0^1 K^2(t) dt + \frac{\sigma_Q^2(1 + \tau)}{\varphi^Q(x)} \int_0^1 K^2(t) dt \right);$$

(ii) for $\tau = \infty$ and $x \in (0, 1)$,

$$\sqrt{n^Q h^Q} (\hat{r}_a^Q(x) - r^Q(x)) \xrightarrow{d} N \left(0, \frac{\sigma_Q^2}{\varphi^Q(x)} \int_0^1 K^2(t) dt \right);$$

(iii) for $\tau = 0$ and $x \in (0, 1)$,

$$\sqrt{n^P h^P} (\hat{r}_a^Q(x) - r^Q(x)) \xrightarrow{d} N \left(0, \left(\frac{2r^Q(x)}{r^P(x)} \right)^2 \frac{\sigma_P^2}{\varphi^P(x)} \int_0^1 K^2(t) dt \right).$$

The proof of the theorem depends mainly on the decomposition in (2.10), a weighted sum of all Y_i^P and Y_i^Q (see the Supplement Material). The quasi-uniform condition C2 in the theorem can be easily implemented. For example, the simplest case for model Q is that the design function is chosen as $\varphi^Q(x) \equiv 1$, resulting in $s_i^Q - s_{i-1}^Q = 1/n^Q$ for all i . Generally, for a given design function $\varphi^Q(x) > 0$, we set $F(x) = \int_0^x \varphi^Q(t) dt$ and $P(x) = F^{-1}(x)$, then the design points $X_i^Q = P\left(\frac{i-1/2}{n^Q}\right) + o(1)$ for all i satisfy the quasi-uniform condition. It is worth pointing out that under our models, in addition to the possible dissimilarity between regression functions $r^P(x)$ and $r^Q(x)$, the design functions $\varphi^P(x)$ and $\varphi^Q(x)$ may be dissimilar.

In addition, in the asymptotic normality above, the condition $x \in (0, 1)$ is not a necessary constraint; that is, we use it only for simplicity of presentation, due to the boundary effect of the G-M kernel estimators used in the previous subsection.

In the theorem, we use the under-smoothing condition $h^P = o((n^P)^{-1/5})$ and $h^Q = o((n^Q)^{-1/5})$ to reduce the asymptotic bias and then to get a concise expression of the asymptotic normality. In general nonparametric kernel estimators, the bandwidths are set to satisfy the optimal bandwidth condition $h^P = O((n^P)^{-1/5})$ and $h^Q = O((n^Q)^{-1/5})$. With the optimal bandwidths, the sw-TLE has the asymptotic bias of order $O_p((h^P)^2 + (h^Q)^2)$. Because the representation of the asymptotic bias is complicated in our method (see the proof of Theorem 2.1), the details on the asymptotic bias are omitted here.

For better understanding the theorem, we give the following remark.

Remark 2.1.

(i) Under the case of $0 < \tau < \infty$, it is possible to enhance the estimation efficiency. For example, by the condition, we have

$$\mathbb{V}_{\hat{r}_a^Q} \approx \left(\frac{\sigma_P^2 \int_0^1 \left(\frac{2r^Q(x)}{r^P(x)} \right)^2 \frac{1}{\varphi^P(x)} dx}{\tau} + \sigma_Q^2 \int_0^1 \frac{1}{\varphi^Q(x)} dx \right) \frac{\int_0^1 K^2(t) dt}{n^Q h^Q},$$

where $\mathbb{V}_{\hat{r}_a^Q} = \int_0^1 \mathbb{V}[\hat{r}_a^Q(x)] dx$, the mean integrated variance of $\hat{r}_a^Q(x)$. Thus, we can enhance the estimation efficiency by moderately increasing τ , i.e., by moderately increasing the sample size of P -model. However, it is impossible to excessively enhance the estimation efficiency by immoderately increasing data in P -model (see the second result of the theorem).

For convergence rate, we have the following further explanation.

Remark 2.2.

For establishing the asymptotic normality, we suppose $h^Q \rightarrow 0$. Sometimes this condition is not necessary. It is known that $\xi_{h^Q}(x)$ will be a constant

function approximately when $\theta_o^P(x) \approx c\theta_o^Q(x)$ for a constant $c \neq 0$. In this case, the bandwidth h^Q should be a large constant, resulting in a convergence rate of order $O_p(\sqrt{n^P h^P + n^Q})$, a “semiparametric rate” combining nonparametric rate in model P with parametric rate in model Q .

Next, we discuss the relative efficiency. We first compare the sw-TLE $\widehat{r}_a^Q(x)$ with the local data G-M estimator $\widehat{r}^Q(x)$ obtained only by the data from model Q . As shown by Theorem 2.1, under the condition of under-smoothing, the asymptotic biases can be ignored relative to the asymptotic variance. The relative efficiency of the estimator $\widehat{r}_a^Q(x)$ is then defined by $\mathbb{R}\mathbb{E}[\widehat{r}_a^Q, \widehat{r}^Q(x)] = \frac{\mathbb{V}^Q}{\mathbb{V}_{\widehat{r}_a^Q}}$, where $\mathbb{V}_{\widehat{r}_a^Q} = \int_0^1 \mathbb{V}[\widehat{r}_a^Q(x)]dx$ and $\mathbb{V}^Q = \int_0^1 \mathbb{V}[\widehat{r}^Q(x)]dx$. Denote by \widetilde{h}^Q the bandwidth used in the local data G-M estimator $\widehat{r}^Q(x)$.

Corollary 2.2. *In addition to the conditions of Theorem 2.1, suppose $h^Q/\widetilde{h}^Q \rightarrow \rho$. Then, for the case of $0 < \tau < \infty$, the relative efficiency can be expressed asymptotically as*

$$\mathbb{R}\mathbb{E}[\widehat{r}_a^Q(x), \widehat{r}^Q(x)] = \frac{\rho\tau\sigma_Q^2 \int_0^1 \frac{1}{\varphi^Q(x)} dx}{\sigma_P^2 \int_0^1 \left(\frac{2r^Q(x)}{r^P(x)}\right)^2 \frac{1}{\varphi^P(x)} dx + \tau\sigma_Q^2 \int_0^1 \frac{1}{\varphi^Q(x)} dx}.$$

Consequently, we have $\mathbb{R}\mathbb{E}[\widehat{r}_a^Q(x), \widehat{r}^Q(x)] > 1$ if and only if the following condition holds:

$$C3. \quad \rho > 1 \text{ and } \tau > \frac{\sigma_P^2 \int_0^1 \left(\frac{2r^Q(x)}{r^P(x)}\right)^2 \frac{1}{\varphi^P(x)} dx}{\sigma_Q^2 (\rho-1) \int_0^1 \frac{1}{\varphi^Q(x)} dx}.$$

For the corollary, we have the following explanation.

Remark 2.3. *Actually, the condition “ $\rho > 1$ ” in C3 could be thought of as a smoothness condition of the adjustment function $\xi_{h^Q}(x)$. As stated before, $\xi_{h^Q}(x)$ is smoother than $r^Q(x)$ in many cases (for more details see the Supplement Material). Thus the bandwidth h^Q should be larger than \widetilde{h}^Q usually, implying that the condition “ $\rho > 1$ ” is commonly satisfied. For example, under some regularity conditions, the bandwidths can be chosen as $h^Q = \frac{c}{\left(\int_a^b (\ddot{\xi}_o(x))^2 dx\right)^{\alpha_1}} \frac{1}{(n^Q)^{\alpha_2}}$ with $\xi_o(x) = \frac{r^Q(x)}{r^P(x)}$, and*

$\tilde{h}^Q = \frac{c}{\left(\int_a^b (\hat{r}^Q(x))^2 dx\right)^{\alpha_1}} \frac{1}{(n^Q)^{\alpha_2}}$ for some constants $c > 0$ and $0 < \alpha_1, \alpha_2 < 1$; see, e.g., Hart (2013). With the choice, according to the argument in the Supplement Material, we have $\rho = \frac{\left(\int_a^b (\hat{r}^Q(x))^2 dx\right)^{\alpha_1}}{\left(\int_a^b (\xi_o(x))^2 dx\right)^{\alpha_1}} > 1$ in many cases. Particularly, when $r^P(x)$ is strictly similar to $r^Q(x)$, h^Q is a positive constant, leading to $\rho \rightarrow \infty$. Therefore the result of the corollary ensures that our transfer learning can enhance the estimation efficiency if the value of τ is relatively large (i.e., the sample size of P -model is moderately large). However, if the value of τ is relatively small, the relative efficiency may be smaller than 1, consequently, the method could result in a negative transfer learning.

Moreover, we have the following particular conclusion on artificial data.

Corollary 2.3. *Under the conditions of Theorem 2.1, for the case of $0 < \tau < \infty$, if $\sigma_P = 0$ and $\rho > 1$, it always holds that $\mathbb{RE}[\hat{r}_a^Q(x), \hat{r}^Q(x)] > 1$.*

The corollary presents an extreme situation. It shows that when the auxiliary data come from an extremely accurate regression (i.e., from a strict function relationship): $Y_i^P = r^P(X_i^P)$, the sw-TLE can always enhance the estimation efficiency if $\rho > 1$. This implies a seemingly counter-intuitive conclusion that we can use artificial data to improve the estimation of the target function. However, the artificial data should be well-chosen to satisfy the condition $\rho > 1$, implying that it is difficult to realize.

Finally, we compare the sw-TLE $\hat{r}_a^Q(x)$ with the full data G-M estimator $\hat{r}(x)$ obtained by the full dataset $D^P \cup D^Q$. In this case, the full sample size is $n = n^P + n^Q$, and the full design point set is denoted by $D_X = \{X_i, i = 1, \dots, n\} = \{X_i^P, i = 1, \dots, n^P\} \cup \{X_i^Q, i = 1, \dots, n^Q\}$, satisfying $X_1 \leq \dots \leq X_n$. Furthermore, we use h to denote the bandwidth in the full data estimator $\hat{r}(x)$, and use $\varphi(x)$ to denote the design function for full design data set D_X . It can be seen that the full data estimator $\hat{r}(x)$ has a non-negligible bias if $r^P(x) \neq r^Q(x)$. Asymptotically, the relative efficiency is defined by $\mathbb{RE}[\hat{r}_a^Q(x), \hat{r}(x)] = \frac{\text{MISE}_{\hat{r}}}{\mathbb{V}_{\hat{r}_a^Q}}$, where $\mathbb{V}_{\hat{r}_a^Q} = \int_0^1 \mathbb{V}[\hat{r}_a^Q(x)] dx$ and $\text{MISE}_{\hat{r}}$ is the mean integrated square error of $\hat{r}(x)$ defined by $\text{MISE}_{\hat{r}} = \int_0^1 \text{MSE}[\hat{r}(x)] dx$.

Corollary 2.4. *Under the conditions of Theorem 2.1, for the case of $0 < \tau < \infty$, suppose that the full design dataset D_X satisfies the quasi-uniform condition,*

$n^P/n \rightarrow \tau_P \neq 0$ and $(n^P h^P + n^Q h^Q)/(nh) \rightarrow \phi$, then

(i) $\mathbb{RE}[\widehat{r}_a^Q(x), \widehat{r}(x)] \rightarrow \infty$ if $r^P(x) \neq r^Q(x)$ with $x \in (c_1, c_2) \subset [0, 1]$ for some constants $c_2 > c_1$;

(ii) $\mathbb{RE}[\widehat{r}_a^Q(x), \widehat{r}(x)] = \frac{\rho\phi}{2+\tau+\frac{1}{\tau}}$ if $P = Q$.

In the corollary, the quasi-uniform condition on the full design point set D_X is defined as the same as in condition C2. Specifically, it means that there exists a common design function $\varphi(x) > 0$ such that $s_i - s_{i-1} = 1/(\varphi(X_i)n) + o(1/n)$ with $s_i = (X_i + X_{i+1})/2$ for all $X_i \in D_X$. We have the following observation from the corollary.

Remark 2.4. *By the same argument as used in Remark 2.3, the bandwidth h^Q is larger than the bandwidth h in many cases. It shows that it is highly possible that $\phi > \frac{2+\tau+\frac{1}{\tau}}{\rho}$. In this case, the sw-TLE \widehat{r}_a^Q is always more efficient than the full data estimator $\widehat{r}(x)$. Only for the case of $P = Q$, and $0 \leq \phi < \frac{2+\tau+\frac{1}{\tau}}{\rho}$, the relative efficiency is low, i.e., $\mathbb{RE}[\widehat{r}_a^Q(x), \widehat{r}(x)] < 1$.*

2.2.2 Basis function representation

Now we discuss the general framework of (2.3). We use the general adjustment function in (2.3) because $r^P(x)$ may be orthogonal to $r^Q(x)$ for some $x \in [0, 1]$, and it will be shown in the Supplement Material that the ideal choice of $f(\widehat{r}^P(x), x)$ is an identity function, approximately, being smoother than $r^Q(x)$. Note that a general function $f(\widehat{r}^P(x), x)$ can be approximated by basis functions. We thus consider the following representation:

$$f(\widehat{r}^P(x), x) = \xi_1(x)\phi_1(\widehat{r}^P(x)) + \cdots + \xi_k(x)\phi_k(\widehat{r}^P(x)), \quad (2.11)$$

where $\phi_j(x)$ are orthogonal basis functions, the coefficients $\xi_j(x)$ are unknown functions to be estimated, and the choice of the positive integer k will be given after the condition C1' below. Denote $\boldsymbol{\xi}_k(x) = (\xi_1(x), \dots, \xi_k(x))^T$, $\boldsymbol{\phi}_k^P(x) = (\phi_1(r^P(x)), \dots, \phi_k(r^P(x)))^T$, $\widehat{\boldsymbol{\phi}}_k^P(x) = (\phi_1(\widehat{r}^P(x)), \dots, \phi_k(\widehat{r}^P(x)))^T$, and $\dot{\boldsymbol{\phi}}_k^P(x) = (\dot{\phi}_1(r^P(x)), \dots, \dot{\phi}_k(r^P(x)))^T$

with $\dot{\phi}_j(r^P(x)) = \frac{d}{dx}\phi_j(r^P(x))$. By minimizing the following local L_2 -criterion

$$\int_0^1 K_{h^Q}(t-x)\{r^Q(t) - (\boldsymbol{\xi}_k(x))^T \widehat{\boldsymbol{\phi}}_k^P(t)\}^2 dt$$

for $\boldsymbol{\xi}_k(x)$, we get the solution of $\boldsymbol{\xi}_k(x)$ as

$$\boldsymbol{\xi}_{k,h^Q}(x) = \left(\int_0^1 K_{h^Q}(t-x) \widehat{\boldsymbol{\phi}}_k^P(t) (\widehat{\boldsymbol{\phi}}_k^P(t))^T dt \right)^{-1} \left(\int_0^1 K_{h^Q}(t-x) r^Q(t) \widehat{\boldsymbol{\phi}}_k^P(t) dt \right).$$

Actually, the solution is a projection of each component of the vector of $\widehat{\boldsymbol{\phi}}_k^P(x)$ into the target function $r^Q(x)$. By the approximation to the integral as argument as in (2.6), we get the estimator of $\boldsymbol{\xi}_{k,h^Q}(x)$ as

$$\widehat{\boldsymbol{\xi}}_k(x) = \left(\int_0^1 K_{h^Q}(t-x) \widehat{\boldsymbol{\phi}}_k^P(t) (\widehat{\boldsymbol{\phi}}_k^P(t))^T dt \right)^{-1} \left(\sum_{i=1}^{n^Q} Y_i^Q \int_{s_{i-1}^Q}^{s_i^Q} K_{h^Q}(t-x) \widehat{\boldsymbol{\phi}}_k^P(t) dt \right),$$

where $\widehat{\boldsymbol{\xi}}_k(x) = (\widehat{\xi}_1(x), \dots, \widehat{\xi}_k(x))^T$. Finally, we get the general sw-TLE of $r^Q(x)$ as

$$\widehat{r}_{ak}^Q(x) = (\widehat{\boldsymbol{\xi}}_k(x))^T \widehat{\boldsymbol{\phi}}_k^P(x). \quad (2.12)$$

For the estimator of the basis function representation, the condition C1 is recast as

C1'. For all x , the functions $\phi_j(r^P(x))$ and $r^Q(x)$ have the second-order continuous and bounded derivatives, $\|\boldsymbol{\phi}_k^P(x)\| \neq 0$, $\|\boldsymbol{\phi}_k^P(x)\| < c$ and $|(\boldsymbol{\xi}_k^0(x))^T \dot{\boldsymbol{\phi}}_k^P(x)| < c$ for a constant $c > 0$, and $\langle \phi_j(r^P), r^Q \rangle_{h^Q}(x) \neq 0$ as $h^Q \rightarrow 0$ for some $j \in \{1, \dots, k\}$, where $\boldsymbol{\xi}_k^0(x) = \frac{r^Q(x)}{\|\boldsymbol{\phi}_k^P(x)\|^2} (\boldsymbol{\phi}_k^P(x))^T$.

The condition C1' shows that we should choose the smallest positive integer k such that the inner product $\langle \phi_j(r^P), r^Q \rangle_{h^Q}(x) \neq 0$ for all x .

Theorem 2.5. *Under the fixed design model with the conditions C1', C2 and the regularity condition S1 and S2 in the Supplement Material, if the sample sizes and bandwidths satisfy the conditions given in Theorem 2.1, then the sw-TLE $\widehat{r}_{ak}^Q(x)$ in (2.12) has the following asymptotic normality:*

(i) for $0 < \tau < \infty$ and $x \in (0, 1)$,

$$\sqrt{n^P h^P + n^Q h^Q} \left(\hat{r}_{ak}^Q(x) - r^Q(x) \right) \\ \xrightarrow{d} N \left(0, \left(1 + \frac{1}{\tau} \right) \left(2 \boldsymbol{\xi}_k^0(x) \right)^T \dot{\boldsymbol{\phi}}_k^P(x) \right)^2 \frac{\sigma_P^2}{\varphi^P(x)} \int_0^1 K^2(t) dt + \frac{\sigma_Q^2(1 + \tau)}{\varphi^Q(x)} \int_0^1 K^2(t) dt \Big);$$

(ii) for $\tau = \infty$ and $x \in (0, 1)$,

$$\sqrt{n^Q h^Q} \left(\hat{r}_{ak}^Q(x) - r^Q(x) \right) \xrightarrow{d} N \left(0, \frac{\sigma_Q^2}{\varphi^Q(x)} \int_0^1 K^2(t) dt \right);$$

(iii) for $\tau = 0$ and $x \in (0, 1)$,

$$\sqrt{n^P h^P} \left(\hat{r}_{ak}^Q(x) - r^Q(x) \right) \xrightarrow{d} N \left(0, \left(2 \boldsymbol{\xi}_k^0(x) \right)^T \dot{\boldsymbol{\phi}}_k^P(x) \right)^2 \frac{\sigma_P^2}{\varphi^P(x)} \int_0^1 K^2(t) dt \Big).$$

By the theorem, we can get the conditions for a positive transfer learning, which are similar to those given in Corollary 2.2 and Corollary 2.3. For example, if $0 < \tau < \infty$ and $k > 1$, the condition C3 can be rewritten as $\rho > 1$ and $\tau > \frac{\sigma_P^2 \int_0^1 (2 \boldsymbol{\xi}_k^0(x))^T \dot{\boldsymbol{\phi}}_k^P(x) \frac{1}{\varphi^P(x)} dx}{\sigma_Q^2(\rho-1) \int_0^1 \frac{1}{\varphi^Q(x)} dx}$. It shows again that the smoothness of $\boldsymbol{\xi}_{k,h^Q}(x)$ and a relatively large value of τ can guarantee a positive transfer learning. When $r^P(x)$ is orthogonal to $r^Q(x)$ for some $x \in [0, 1]$, although the information of $r^P(x)$ cannot be transferred to $r^Q(x)$ by the projection, at least one basis function $\phi_j(r^P(x))$ contains the helpful information for inferring $r^Q(x)$ under the rule of the projection. Thus, the basis function-based sw-TLE can be applied to the case when $r^P(x)$ is orthogonal to $r^Q(x)$. Similarly, we can compare the sw-TLE $\hat{r}_{ak}^Q(x)$ with the full data G-M estimator $\hat{r}(x)$. The relative efficiency is similar to that given in Corollary 2.4.

2.3 The method for random design models

Under random design model, as an example, the Nadaraya-Watson (N-W) estimator is used as a realization of $r^P(x)$, which is defined by $\hat{r}^P(x) = \frac{\sum_{i=1}^{n^P} Y_i^P K_{h^P}(X_i^P - x)}{\sum_{i=1}^{n^P} K_{h^P}(X_i^P - x)}$. In the following, we try to adjust the above estimator by the general form as in (2.3) to approximate the target function $r^Q(x)$.

2.3.1 Linear framework

We first focus on the following linear form $\widehat{r}^P(x)\eta(x)$, and employ the following local L_2 -criterion $\mathbb{E} [K_{h^Q}(X^Q - x)(Y^Q - \widehat{r}^P(X^Q)\eta(x))^2 | D^P]$ to choose the adjustment factor $\eta(x)$ at a fixed target point x . By minimizing the above criterion, we get the solution as $\eta_{h^Q}(x) = \frac{\mathbb{E}[K_{h^Q}(X^Q - x)Y^Q\widehat{r}^P(X^Q) | D^P]}{\mathbb{E}[K_{h^Q}(X^Q - x)(\widehat{r}^P(X^Q))^2 | D^P]}$. It can be seen that a simple empirical version of the above solution can be expressed as $\widehat{\eta}(x) = \frac{\sum_{i=1}^{n^Q} K_{h^Q}(X_i^Q - x)Y_i^Q\widehat{r}^P(X_i^Q)}{\sum_{i=1}^{n^Q} K_{h^Q}(X_i^Q - x)(\widehat{r}^P(X_i^Q))^2}$. Consequently, based on the realization $\widehat{r}^P(x)$ from the P-model, the estimator $r^Q(x)$ for the Q-model can be chosen as

$$\widehat{r}_b^Q(x) = \widehat{r}^P(x)\widehat{\eta}(x). \quad (2.13)$$

The structural reasonability of the estimator (2.13) is the same as those of the estimator (2.8) and the James-Stein estimator (see Subsection 2.1 and the Supplement Material). It is also a source-function weighted-transfer learning estimator (sw-TLE). The CV criterion for the bandwidths is similar to (2.9). By minimizing the CV criterion, we can get the numerical solutions of the bandwidths.

For the sw-TLE (2.13), the theoretical properties are given in the Supplement Material (see Theorem S.1, Corollary S.2 and Corollary S.3). The condition of Theorem S.1 shows that in addition to the possible dissimilarity between regression functions $r^P(x)$ and $r^Q(x)$ (conditional expectations drift), the density functions $\varphi^P(x)$ and $\varphi^Q(x)$ of X^P and X^Q may be dissimilar (cavariates shift). Theorem S.1 indicates again that without the familiar similarity condition, for the case of $0 < \tau < \infty$, it is possible that our sw-TLE can improve estimation efficiency. The asymptotic normality given in Theorem S.1 seems to be the same as in the case of fixed design model. Although the asymptotic variances are the same, the asymptotic biases are actually different. In other words, the asymptotic normality cannot embody the difference between the neglected asymptotic biases in the condition of the under-smoothing.

For comparing the sw-TLE $\widehat{r}_b^Q(x)$ with the local data N-W estimator $\widehat{r}^Q(x)$ ob-

tained only by the data from the target model Q, the relative efficiency is given in Corollary S.2. From the corollary, we can get the condition on the sample size of P-model for a positive (or negative) transfer learning; the detail is similar to that in Remark 2.3. Finally, for comparing the sw-TLE $\widehat{r}_b^Q(x)$ with the full data N-W estimator $\widehat{r}(x)$, the relative efficiency is presented in Corollary S.3. The corollary implies that in most cases, the sw-TLE $\widehat{r}_b^Q(x)$ is more efficient than the full data estimator $\widehat{r}(x)$.

2.3.2 Basis function representation

Note that $r^P(x)$ and $r^Q(x)$ are possible to be orthogonal to each other for some $x \in [L, U]$. Hence, it is necessary to extend the above to a general case. Similar to (2.11), we consider the case where the function $f(\cdot, \cdot)$ under the random design model is chosen as the form: $f(\widehat{r}^P(x), x) = \eta_1(x)\phi_1(\widehat{r}^P(x)) + \cdots + \eta_k(x)\phi_k(\widehat{r}^P(x))$, where the coefficients $\eta_j(x)$ are unknown functions to be determined. As shown in the previous subsection, we should the smallest positive integer k such that the inner product $\langle \phi_k(r^P), r^Q \rangle_{h^Q}(x) \neq 0$ for all x . Denote $\boldsymbol{\eta}_k(x) = (\eta_1(x), \cdots, \eta_k(x))^T$ and $\widehat{\boldsymbol{\phi}}_k^P(x) = (\phi_1(\widehat{r}^P(x)), \cdots, \phi_k(\widehat{r}^P(x)))^T$. By the same argument as used above, we get the estimator of $\boldsymbol{\eta}_k(x)$ as

$$\widehat{\boldsymbol{\eta}}_k(x) = \left(\sum_{i=1}^{n^Q} K_{h^Q}(X_i^Q - x) \widehat{\boldsymbol{\phi}}_k^P(X_i^Q) (\widehat{\boldsymbol{\phi}}_k^P(X_i^Q))^T \right)^{-1} \left(\sum_{i=1}^{n^Q} K_{h^Q}(X_i^Q - x) Y_i^Q \widehat{\boldsymbol{\phi}}_k^P(X_i^Q) \right).$$

Finally, for random design, we attain the sw-TLE of $r^Q(x)$ as

$$\widehat{r}_{bk}^Q(x) = (\widehat{\boldsymbol{\eta}}_k(x))^T \widehat{\boldsymbol{\phi}}_k^P(x). \quad (2.14)$$

The theoretical property of the sw-TLE $\widehat{\boldsymbol{\eta}}_k(x)$ is reported in Theorem S.4 in the Supplement Material. Generally, similar to Corollary 2.2 and Corollary 2.3, a relatively large sample size of the P-model is benefit for the enhancement of estimation efficiency.

3 Extensions

In this section, we first consider a nonparametric target model combined with a single parametric source. The details for the extension to the case with multi-source will be presented in the Supplement Material.

The methodology proposed in the previous section can be extended into the following semiparametric models:

$$\text{(P-model)} Y_i^P = r^P(X_i^P, \theta) + \varepsilon_i^P; \quad \text{(Q-model)} Y_i^Q = r^Q(X_i^Q) + \varepsilon_i^Q,$$

where the error terms satisfy the same conditions as in (2.1). In the above models, $r^P(x, \theta)$ is a known function up to an unknown parameter $\theta \in \Theta \subset R^d$, and $r^Q(x)$ is an unknown nonparametric function. Here we particularly assume that $r^P(x, \theta)$ is a nonlinear function of θ . It is because if $r^P(x, \theta)$ is linear in θ , the resulting sw-TLE (3.1) is free of θ . Our purpose is to estimate the nonparametric target function $r^Q(x)$. We only consider the case where both P-model and Q-model are random design models with $x \in [L, U]$. For fixed design models, the method is similar. Under the above models, the seeming similarity condition C1 is redefined by

C1". For $x \in [L, U]$, $r^P(x, \theta) \neq 0$, and the inner product $\langle r^Q(X^Q), r^P(X^Q, \theta) \rangle_{h^Q}(x) \neq 0$ as $h^Q \rightarrow 0$, where θ is in an neighbourhood of its true value θ^0 .

Let $\hat{\theta}$ be a $\sqrt{n^P}$ -consistent estimator of θ , for example, the least squares (LS) estimator obtained by the data from P-model. To approximate the target function $r^Q(x)$, we adjust the estimator $r^P(x, \hat{\theta})$ to the form: $r^P(x, \hat{\theta})\alpha(x)$, and employ the local L_2 -criterion $\mathbb{E} \left[K_{h^Q}(X^Q - x)(Y^Q - r^P(X^Q, \hat{\theta})\alpha(x))^2 | D^P \right]$ to choose $\alpha(x)$. By minimizing the above criterion, we get the solution as $\alpha_{h^Q}(x) = \frac{\mathbb{E}[K_{h^Q}(X^Q - x)Y^Q r^P(X^Q, \hat{\theta}) | D^P]}{\mathbb{E}[K_{h^Q}(X^Q - x)(r^P(X^Q, \hat{\theta}))^2 | D^P]}$, and its empirical version as $\hat{\alpha}(x) = \frac{\sum_{i=1}^{n^Q} K_{h^Q}(X_i^Q - x)Y_i^Q r^P(X_i^Q, \hat{\theta})}{\sum_{i=1}^{n^Q} K_{h^Q}(X_i^Q - x)(r^P(X_i^Q, \hat{\theta}))^2}$. Finally, we attain the sw-TLE of the target function $r^Q(x)$ as

$$\hat{r}_c^Q(x) = r^P(x, \hat{\theta})\hat{\alpha}(x). \quad (3.1)$$

Actually, the above is a semiparametric estimator, starting out with a parametric approximation, and ending up with a nonparametric estimation. For the estimator above, the CV criterion for choosing bandwidth is similar to (2.9).

Theorem 3.1. *Under the semiparametric models above and the regularity conditions S5-S9 given in the Supplement Material, if $r^P(x, \theta)$ is a nonlinear function of θ , $r^P(x, \theta)$ and $r^Q(x)$ satisfy the seeming similarity condition C1", and the sample sizes and bandwidth satisfy $h^Q = o((n^Q)^{-1/5})$, and $n^P/(n^Q h^Q) \rightarrow \tau$, then the sw-TLE (3.1) has the following asymptotic normality:*

(i) for $0 < \tau < \infty$ and $x \in (L, U)$,

$$\sqrt{n^P + n^Q h^Q} (\hat{r}_c^Q(x) - r^Q(x)) \xrightarrow{d} N \left(0, \sigma_P^2 \left(1 + \frac{1}{\tau} \right) \phi(\theta^0) \left(\frac{2r^Q(x)}{r^P(x, \theta^0)} \right)^2 + \frac{\sigma_Q^2(\tau + 1)}{\varphi^Q(x)} \int_L^U K^2(t) dt \right);$$

(ii) for $\tau = \infty$ and $x \in (L, U)$,

$$\sqrt{n^Q h^Q} (\hat{r}_c^Q(x) - r^Q(x)) \xrightarrow{d} N \left(0, \frac{\sigma_Q^2}{\varphi^Q(x)} \int_L^U K^2(t) dt \right);$$

(iii) for $\tau = 0$ and $x \in (L, U)$,

$$\sqrt{n^P} (\hat{r}_c^Q(x) - r^Q(x)) \xrightarrow{d} N \left(0, \sigma_P^2 \phi(\theta^0) \left(\frac{2r^Q(x)}{r^P(x, \theta^0)} \right)^2 \right),$$

where $\phi(\theta) = (\mathbb{E}[\dot{r}^P(X^P, \theta)])^T (\mathbb{V}_r^P(\theta))^{-1} \mathbb{E}[\dot{r}^P(X^P, \theta)]$ and $\mathbb{V}_r^P(\theta)$ is defined in S9 in the Supplement Material.

The theorem ensures that for the case $0 < \tau < \infty$, it is possible that the estimator can enhance estimation efficiency. Furthermore, we can compare the sw-TLE $\hat{r}_c^Q(x)$ with the local data N-W estimator $\hat{r}^Q(x)$ obtained only by the data of the target model Q. When constructing relative efficiency for the two estimators, the asymptotic biases can be ignored relative to the asymptotic variance due to under-smoothing. The following corollary presents the properties of the relative efficiency.

Corollary 3.2. *Under the conditions of Theorem 3.1, for the case of $0 < \tau < \infty$, if $h^Q/\tilde{h}^Q \rightarrow \rho$, then, asymptotically, the relative efficiency can be expressed as*

$$\mathbb{RE}[\hat{r}_c^Q(x), \hat{r}^Q(x)] = \frac{\rho\tau \int_L^U \frac{1}{\varphi^Q(x)} dx \int_L^U K^2(x) dx}{\sigma_P^2 \phi(\theta^0) \int_L^U \left(2 \frac{r^Q(x)}{r^P(x, \theta^0)}\right)^2 dx + \tau \sigma_Q^2 \int_L^U \frac{1}{\varphi^Q(x)} dx \int_L^U K^2(x) dx}. \quad (3.2)$$

Consequently, we have $\mathbb{RE}[\hat{r}_c^Q(x), \hat{r}^Q(x)] > 1$ if and only if the following condition holds:

$$C4. \quad \rho > 1 \text{ and } \tau > \frac{\sigma_P^2 \phi(\theta^0) \int_L^U \left(2 \frac{r^Q(x)}{r^P(x, \theta^0)}\right)^2 dx}{\sigma_Q^2 (\rho - 1) \int_L^U \frac{1}{\varphi^Q(x)} dx \int_L^U K^2(x) dx}.$$

Generally, the method proposed can be extended to multi-source case. As an example, we consider nonparametric target model with the multi-source parametric models:

$$(P_j\text{-model}) \quad Y_{ij}^P = r_j^P(X_{ij}^P, \theta_j) + \varepsilon_{ij}^P, i = 1, \dots, n_j, j = 1, \dots, m,$$

where the errors satisfy $\mathbb{E}[\varepsilon_{ij}^P | X_{ij}^P] = 0$ and $\mathbb{V}[\varepsilon_{ij}^P | X_{ij}^P] = \sigma_{P_j}^2$. The details about the estimation method and theoretical property are given in the Supplement Material.

4 Numerical studies

We use simulation studies and real data example to show the performance of the proposed sw-TLE. Due to the length limit, only the main results of the similar source problem and the real data analysis are reported here, some additional results for the similar source problem are listed in the Supplement Material. Furthermore, more numerical studies for identical source, unrelated source and multi-source problems can be found in the Supplement Material as well.

4.1 Elementary empirical evidences

We first consider the following models:

$$\text{Model P : } Y^P = a + b(X^P)^2 + \varepsilon^P \text{ and Model Q : } Y^Q = \cosh(X^Q) + \varepsilon^Q,$$

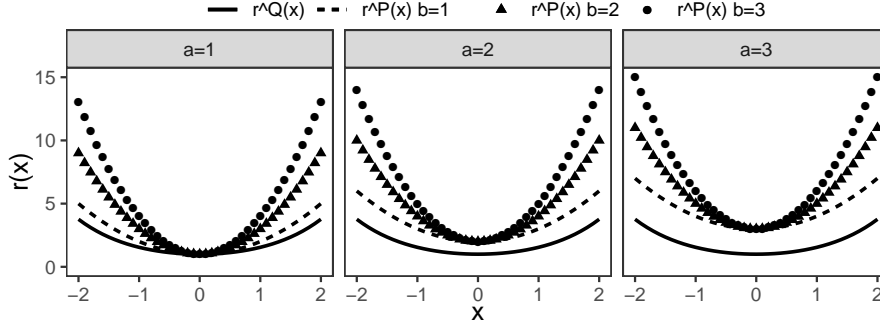


Figure 1: The divergence between source and target with $r^P(x) = a + bx^2$ and $r^Q(x) = \cosh(x)$.

where independent random variables $X^P, X^Q \sim U[-2, 2]$, and $\varepsilon^P, \varepsilon^Q \sim N(0, 0.2^2)$. Here, the constants a and b valued in $\{1, 2, 3\}$ are employed to determine the level of divergence between the source and the target, see Fig. 1.

In the simulation, we consider separately two cases: $n^P = 500$ is fixed with varying n^Q , and $n^Q = 50$ is fixed with varying n^P to show the effect of the data size. Our sw-TLE is compared with other three methods:

- 1) The Q-NW: the N-W regression with the data only from target model Q.
- 2) The SA: the simple average of the N-W estimators, defined by

$$\hat{r}_{SA}^Q(x) = \frac{\sqrt{n^P h^P} \hat{r}_{nw}^P(x) + \sqrt{n^Q h^Q} \hat{r}_{nw}^Q(x)}{\sqrt{n^P h^P} + \sqrt{n^Q h^Q}},$$

where $\hat{r}_{nw}^P(x)$ and $\hat{r}_{nw}^Q(x)$ are the N-W estimators for P-model and Q-model, respectively.

- 3) The WA: the data-driven weighted average of the N-W estimators, defined by $\hat{r}_{WA}^Q(x) = w^P \hat{r}_{nw}^P(x) + w^Q \hat{r}_{nw}^Q(x)$, where w^P and w^Q are chosen by the criterion $(w^P, w^Q)^\top = \arg \min_{w^P + w^Q = 1, w^P, w^Q \in [0, 1]} \sum_{i=1}^{n^Q} (Y_i^Q - \hat{r}_{WA(-i)}^Q(X_i^Q))^2$ with $\hat{r}_{WA(-i)}^Q(X_i^Q)$ being the leave-one-out form of WA.

The estimation performance is measured with the mean integrated squared error (MISE) derived by 1000 replications. All the kernel estimators are constructed by

the Gaussian kernel and the bandwidths are chosen by the CV criterion given in (2.9). The MISE curves are reported in Fig. 2 and 3, and more details can be found in Table S.4 and Table S.5 in the Supplement Material. We have the following findings:

1. The sw-TLE is much better than the Q-NW, the SA and the WA under various choices of $\{a, b\}$, see Fig. 2 and 3. The SA even has over-range MISE curves, and most time its MISE is larger than 5, see Table S.4 and Table S.5 in the Supplement Material.
2. Unlike the effect on the three competitors, the divergence between P-model and Q-model has only a weak influence on the behavior of the sw-TLE.
3. The convergence rate of the sw-TLE is faster than the others.
4. The sample size n^P has a limited effect on the performance of the sw-TLE; see Table S.5 in the Supplement Material. The observation is consistent with Remark 2.1 (iii).

4.2 Further simulation results

We also investigate the following three situations: i) the identical source problem; ii) the unrelated source problem; iii) the multi-source problem. Only the main conclusions are summarized here, and more details are presented in the Supplement Material. We have the following observations:

1. Under all the situations, the sw-TLE is much better than the SA and the WA.
2. In the case of identical source, our method is even better than the full data N-W regression when n^P/n^Q are not too large. This conclusion is indicated in Remark 2.4.

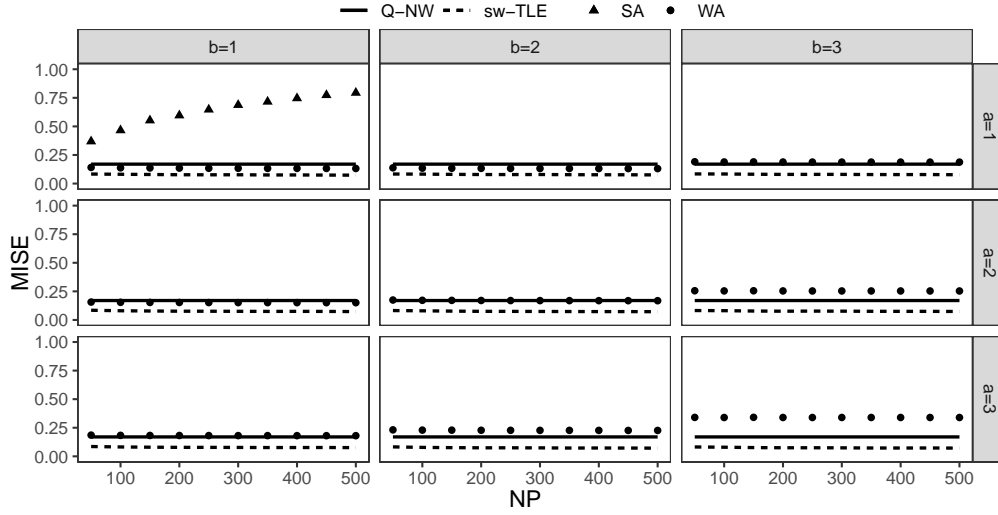


Figure 2: The MISE curves of the estimators in the example with fixed $n^Q = 50$. Note that the curves of MISE of the SA are beyond the realm of the figure except for the case of $a = 1$ and $b = 1$.

3. Our method has good adaptability to the case with unrelated source. When n^P/n^Q is not too large, the sw-TLE is better than Q-NW. But the performance of the sw-TLE will become bad when n^P/n^Q is too large, which is consistent with conclusion in Remark 2.1 (iii).
4. In the multi-source problem, the difference between sizes of two source data is influential in the performance of the sw-TLE.

In short, all the simulation results (including those in the Supplement Material) can clearly verify all the theoretical conclusions given in the previous sections.

4.3 Real data application

The water-cement ratio of the fresh concrete mix is one of the main factors determining the quality and properties of hardened concrete. Now we want to investigate the influence of the water-cement ratio on the SLUMP, the FLOW and the 28-day

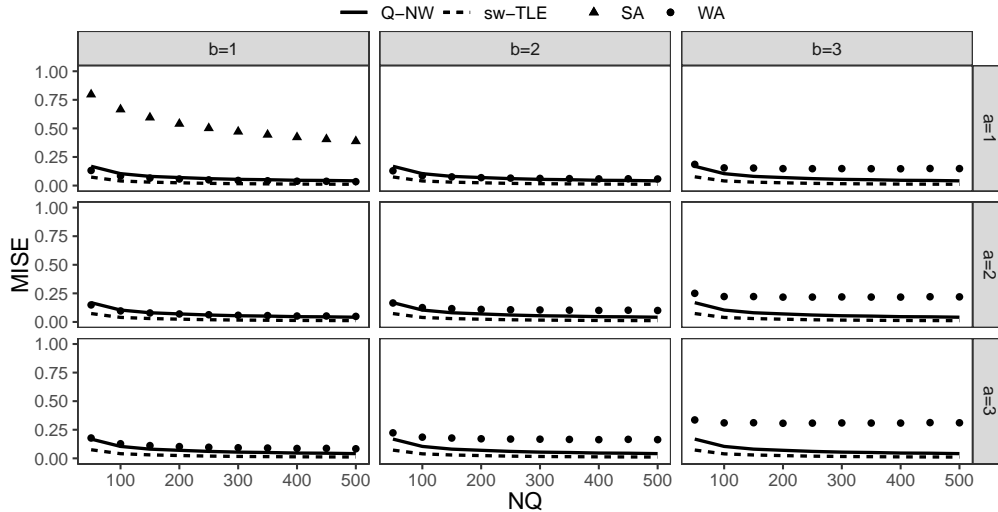


Figure 3: The MISE curves of the estimators in the example with fixed $n^P = 500$. Note that the curves of MISE of the SA are beyond the realm of the figure except for the case of $a = 1$ and $b = 1$.

Compressive Strength by the Concrete Slump Test Data Set ¹ in Yeh (2007). The initial dataset included only 78 data and the other 25 data points were gotten after several years. So the set of the first 78 data points is treated as training set, while the rest is regarded as the test set. In our analysis, the covariate is set to be the water-cement ratio, while the SLUMP, the FLOW and the 28-day Compressive Strength (CS) are separately considered as the response variables. For the insufficiency of data, we utilize the sw-TLE method separately with the real source data (denoted as R-sw-TLE) and the artificial source data (denoted as A-sw-TLE) to improve the effectiveness of modeling.

The real source data with size 424 consists of instances for age = 28 in Concrete Compressive Strength Data Set² (Yeh, 1998). The dataset includes the information on cement, water and compressive strength of the concrete. Despite it has enough data size, there is no information of the SLUMP and the FLOW in it. The real

¹<http://archive.ics.uci.edu/ml/datasets/Concrete+Slump+Test>

²<http://archive.ics.uci.edu/ml/datasets/Concrete+Compressive+Strength>

Table 1: The MSRR and MSPE in real data analysis.

	MSRR			MSPE		
	R-sw-TLE	A-sw-TLE	Q-NW	R-sw-TLE	A-sw-TLE	Q-NW
CS	34.2447	32.9537	44.7861	44.5395	45.3495	46.5829
FLOW	170.3446	157.7408	213.6381	382.2413	376.0140	440.9734
SLUMP	48.7528	44.7528	58.1126	110.5239	108.6473	113.8142

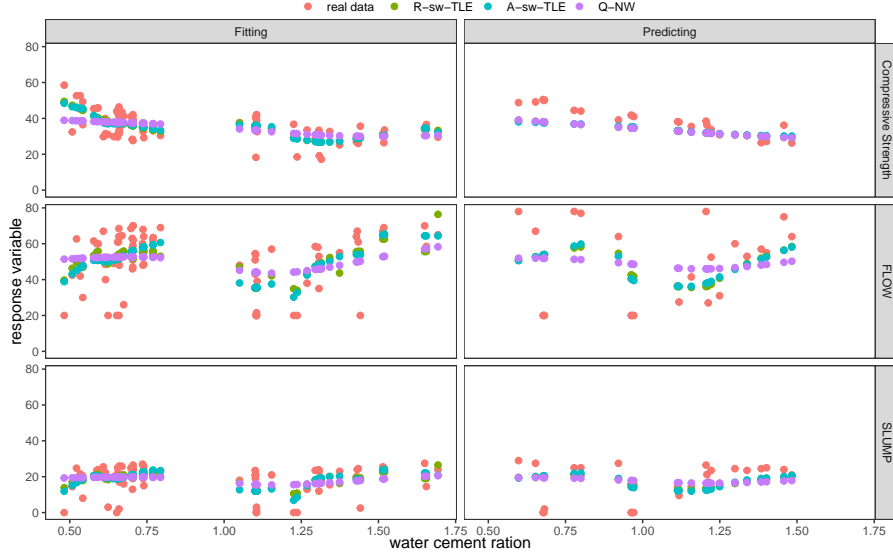


Figure 4: The real data analysis

source model is similar to the target model about the 28-day Compressive Strength and, but is far from the target models separately with the FLOW and the SLUMP as the responses, see Fig. S.5 in the Supplement Material.

The artificial covariate in source data set is chosen as $X \sim U[0.48, 1.79]$, and the response variables are set separately as normal distributed random variables with mean and variance as those of the corresponding target data. The size of the artificial source data set is 200.

Our method is compared with the N-W estimation obtained only by the target data. Table 1 reports the mean squared regression residual (MSRR) and mean squared prediction error (MSPE) defined as $\frac{1}{\#\{A\}} \sum_{i \in A} (Y_i^Q - \hat{Y}_i^Q)^2$, where $\#\{A\}$ is the cardinality of $A = \{1, \dots, 78\}$ for the MSRR and $A = \{79, \dots, 103\}$ for the MSPE. Fig. 4 shows the regression and prediction curves. We have the following

findings:

1. There exist nonlinear relations separately between the water-cement ratio and the 28-day Compressive Strength, the FLOW and the SLUMP. These are consistent with the existing knowledge of the cement.
2. Our method is better than the N-W estimation both in the fitting and predicting in the sense that the regression residuals and prediction errors of our method are less than those of the N-W estimation.
3. Although the gap is narrow, the results gotten from artificial source datasets are better than those from the real source data; see Table 1 and Fig. 4. It means that sometimes our method can overcome the obstacle of finding source data, a common difficulty in transfer learning.

The real data analysis can further illustrate the theoretical conclusions obtained.

5 Conclusions and future works

As stated in the previous sections, the similarity condition seems to be essential to efficient transfer learning, the existing transfer learning methodologies are based on the belief that the one can transfer knowledge across the tasks by discovering the similar characteristics among the related domains. However, the similarity condition is usually difficult to check or even is violated in practice. For this reason, instead of the similarity condition, a seeming similarity condition was introduced in the previous sections. The seeming similarity is based on a non-orthogonality together with a smoothness of the adjustment functions, and is naturally satisfied under common situations and even could be a dissimilarity condition in some sense. Under the seeming similarity condition, an L_2 -adjustment strategy was proposed and then a source-function weighted-transfer learning was obtained in the previous sections. By source-function weighting, the variance of the proposed estimator can

be significantly reduced. Consequently, the new strategy can achieve the global convergence rate and enhance the estimation efficiency. Thus, the new transfer learning has a distinct advantage over the classical methods for the case when the sample size of the source models is large, and the familiar similarity condition is violated. Moreover, the strategy does apply to nonparametric and semiparametric models. The behavior of the transfer learning method was further illustrated by various numerical examples from simulation experiments and a real data analysis. The numerical examples further verified that the finite performance of the new method is much better than the competitors. It is somewhat surprising that the theoretical properties and numerical results together indicated that even for the case where the source models are unrelated to the target model, the information of source models can be used to improve the transfer learning estimation. The new theory was further supported by more analyses such as the smoothness of the adjustment function and the structural reasonability given in the Supplement Material.

In the previous sections, we only focused on the estimation of regression functions. All the estimators of the regression functions have closed-form expressions. With the closed-form expressions, we can adjust the estimators from the source functions to the target function. In most situations, however, the estimators are not linear functions of the response variables, and moreover, often have no closed-form expression. In these complicated situations, the solution only can be obtained numerically by iterative algorithms, such as the Newton-Raphson algorithm. Thus, it is still a challenge to extend the strategy to these complex cases. Furthermore, in this paper, the L_2 -adjustment is applied to function estimation, rather than parameter estimation. Thus, it is desired to extend the method to parameter estimation. Theoretically, it is still an open question what kind of knowledge we gain from some source domains can be transferred into a target domain to improve the inference on the target model without the similarity condition. These are interesting issues and are worth further study in the future.

References

- Bhattacharya, P. K. and A. K. Gangopadhyay (1990). Kernel and nearest-neighbor estimation of a conditional quantile. *The Annals of Statistics*, 1400–1415.
- Cai, T. T. and H. Pu (2022). Transfer learning for nonparametric regression: Non-asymptotic minimax analysis and adaptive procedure. *arXiv preprint arXiv:0000.0000*.
- Cai, T. T. and H. Wei (2021). Transfer learning for nonparametric classification: Minimax rate and adaptive classifier. *The Annals of Statistics* 49(1), 100–128.
- Chaudhuri, P. (1991). Nonparametric estimates of regression quantiles and their local bahadur representation. *The Annals of statistics* 19(2), 760–777.
- Chen, S., N. V. Sahinidis, and C. Gao (2021). Transfer learning in information criteria-based feature selection. *arXiv preprint arXiv:2107.02847*.
- Choi, K., G. Fazekas, M. Sandler, and K. Cho (2017). Transfer learning for music classification and regression tasks. *arXiv preprint arXiv:1703.09179*.
- Efron, B. and C. Morris (1973). Stein’s estimation rule and its competitors an empirical bayes approach. *Journal of the American Statistical Association* 68(341), 117–130.
- Gong, B., Y. Shi, F. Sha, and K. Grauman (2012). Geodesic flow kernel for unsupervised domain adaptation. In *2012 IEEE conference on computer vision and pattern recognition*, pp. 2066–2073. IEEE.
- Hanneke, S. and S. Kpotufe (2020). A no-free-lunch theorem for multitask learning. *arXiv preprint arXiv:2006.15785*.
- Hart, J. (2013). *Nonparametric smoothing and lack-of-fit tests*. Springer Science & Business Media.

- Hjort, N. L. and I. K. Glad (1995). Nonparametric density estimation with a parametric start. *The Annals of Statistics*, 882–904.
- Hong, S.-Y. (2003). Bahadur representation and its applications for local polynomial estimates in nonparametric m-regression. *Journal of Nonparametric Statistics* 15(2), 237–251.
- Huang, J.-T., J. Li, D. Yu, L. Deng, and Y. Gong (2013). Cross-language knowledge transfer using multilingual deep neural network with shared hidden layers. In *2013 IEEE International Conference on Acoustics, Speech and Signal Processing*, pp. 7304–7308. IEEE.
- James, W. and C. Stein (1992). Estimation with quadratic loss. In *Breakthroughs in statistics*, pp. 443–460. Springer.
- Kpotufe, S. and G. Martinet (2021). Marginal singularity and the benefits of labels in covariate-shift. *The Annals of Statistics* 49(6), 3299–3323.
- Li, S., T. T. Cai, and H. Li (2020). Transfer learning for high-dimensional linear regression: Prediction, estimation, and minimax optimality. *arXiv preprint arXiv:2006.10593*.
- Li, X.-L., B. Liu, and S. K. Ng (2010). Negative training data can be harmful to text classification. In *Proceedings of the 2010 conference on empirical methods in natural language processing*, pp. 218–228.
- Lin, L., X. Cui, and L. Zhu (2009). An adaptive two-stage estimation method for additive models. *Scandinavian journal of statistics* 36(2), 248–269.
- Lin, L. and W. Li (2022). A correlation-ratio transfer learning and variational stein’s paradox. *arXiv preprint arXiv:2206.06086*.
- Mansour, Y., M. Mohri, and A. Rostamizadeh (2009). Domain adaptation: Learning bounds and algorithms. *arXiv preprint arXiv:0902.3430*.

- Naito, K. (2004). Semiparametric density estimation by local l2-fitting. *The Annals of Statistics* 32(3), 1162–1191.
- Pan, S. J. and Q. Yang (2009). A survey on transfer learning. *IEEE Transactions on knowledge and data engineering* 22(10), 1345–1359.
- Reeve, H. W., T. I. Cannings, and R. J. Samworth (2021). Adaptive transfer learning. *The Annals of Statistics* 49(6), 3618–3649.
- Seah, C.-W., Y.-S. Ong, and I. W. Tsang (2012). Combating negative transfer from predictive distribution differences. *IEEE transactions on cybernetics* 43(4), 1153–1165.
- Seber, G. A. and C. J. Wild (2003). Nonlinear regression. hoboken. *New Jersey: John Wiley & Sons* 62(63), 1238.
- Stein, C. (1956). Inadmissibility of the usual estimator for the mean of a multivariate normal distribution. In *Proceedings of the Third Berkeley Symposium on Mathematical Statistics and Probability*, Volume 1, Berkeley and Los Angeles, University of California Press., pp. 197–206.
- Stigler, S. M. (1990). The 1988 neyman memorial lecture: a galtonian perspective on shrinkage estimators. *Statistical Science*, 147–155.
- Storkey, A. (2009). When training and test sets are different: characterizing learning transfer. *Dataset shift in machine learning* 30, 3–28.
- Tian, Y. and Y. Feng (2022). Transfer learning under high-dimensional generalized linear models. *Journal of the American Statistical Association* (just-accepted), 1–30.
- Tzeng, E., J. Hoffman, K. Saenko, and T. Darrell (2017). Adversarial discriminative domain adaptation. In *Proceedings of the IEEE conference on computer vision and pattern recognition*, pp. 7167–7176.

- Weiss, K., T. M. Khoshgoftaar, and D. Wang (2016). A survey of transfer learning. *Journal of Big data* 3(1), 1–40.
- Xia, R., C. Zong, X. Hu, and E. Cambria (2013). Feature ensemble plus sample selection: domain adaptation for sentiment classification. *IEEE Intelligent Systems* 28(3), 10–18.
- Yang, L., L. Jing, J. Yu, and M. K. Ng (2015). Learning transferred weights from co-occurrence data for heterogeneous transfer learning. *IEEE transactions on neural networks and learning systems* 27(11), 2187–2200.
- Yeh, I.-C. (1998). Modeling of strength of high-performance concrete using artificial neural networks. *Cement and Concrete research* 28(12), 1797–1808.
- Yeh, I.-C. (2007). Modeling slump flow of concrete using second-order regressions and artificial neural networks. *Cement and concrete composites* 29(6), 474–480.

Supplement Material

1 Appendix

1.1 Smoothness of adjustment function

In our method, the smoothness of the adjustment function is a key for a positive transfer learning. We first check the smoothness of $\xi_{h^Q}(x)$ defined in (2.5). By Lemma S.3 given below, we have

$$\xi_{h^Q}(x) = \frac{r^Q(x)}{r^P(x)} + O_p((h^P)^2 + 1/\sqrt{n^P h^P}).$$

It shows that we only need to compare the smoothness of the ratio function $\xi_o(x) = \frac{r^Q(x)}{r^P(x)}$ and the target function $r^Q(x)$. It is known that the integral of the second-order derivative squared, for example $\int_0^1 (\ddot{\xi}_o(x))^2 dx$, is commonly used to measure the smoothness. In Remark 2.3, this criterion was also utilized to compare the smoothness of $\xi_o(x)$ and $r^Q(x)$, and then to select the bandwidths. Note that if $\dot{\xi}_o(x)$ is a monotone function, we have

$$\int_0^1 (\ddot{\xi}_o(x))^2 dx = \int_{\dot{\xi}_o(0)}^{\dot{\xi}_o(1)} \ddot{\xi}_o(x) d\dot{\xi}_o(x).$$

By the equivalence, the integrals $\int_{\dot{\xi}_o(0)}^{\dot{\xi}_o(1)} \ddot{\xi}_o(x) d\dot{\xi}_o(x)$ and $\int_{\dot{r}^Q(0)}^{\dot{r}^Q(1)} \ddot{r}^Q(x) d\dot{r}^Q(x)$ are employed to measure the smoothness of $\xi_o(x)$ and $r^Q(x)$.

We first consider the case of $\ddot{\xi}_o(x) > 0$ and $\ddot{r}^Q(x) > 0$ for all $x \in [0, 1]$. Suppose that the relationship between $r^P(x)$ and $r^Q(x)$ can be expressed as $r^P(x) = g(r^Q(x))$ for a smooth function $g(u)$, without loss of generality. Denote by $\dot{g}(u)$ the derivative of $g(u)$. Then,

$$\dot{\xi}_o(x) = \frac{\dot{r}^Q(x)(g(r^Q(x)) - \dot{g}(r^Q(x))r^Q(x))}{(g(r^Q(x)))^2}.$$

Denote $a_1 = \dot{\xi}_o(0)$, $b_1 = \dot{\xi}_o(1)$, $a_2 = \dot{r}^Q(0)$ and $b_2 = \dot{r}^Q(1)$. Consequently,

$$\begin{aligned} \int_{\dot{\xi}_o(0)}^{\dot{\xi}_o(1)} |\ddot{\xi}_o(x)| d\dot{\xi}_o(x) &= \dot{\xi}_o(b_1) - \dot{\xi}_o(a_1) \\ &= \frac{\dot{r}^Q(b_1)(g(r^Q(b_1)) - \dot{g}(r^Q(b_1))r^Q(b_1))}{(g(r^Q(b_1)))^2} \\ &\quad - \frac{\dot{r}^Q(a_1)(g(r^Q(a_1)) - \dot{g}(r^Q(a_1))r^Q(a_1))}{(g(r^Q(a_1)))^2}. \end{aligned}$$

Similarly, $\int_{\dot{r}^Q(0)}^{\dot{r}^Q(1)} |\ddot{r}^Q(x)| d\dot{r}^Q(x) = \dot{r}^Q(b_2) - \dot{r}^Q(a_2)$. We then introduce the following criterion for describing that the $\xi_{h^Q}(x)$ is smoother than $r^Q(x)$:

S0. $0 < c_1 \dot{r}^Q(b_1) - c_0 \dot{r}^Q(a_1) < \dot{r}^Q(b_2) - \dot{r}^Q(a_2)$, where

$$c_1 = \frac{g(r^Q(b_1)) - \dot{g}(r^Q(b_1))r^Q(b_1)}{(g(r^Q(b_1)))^2} \text{ and } c_0 = \frac{g(r^Q(a_1)) - \dot{g}(r^Q(a_1))r^Q(a_1)}{(g(r^Q(a_1)))^2}.$$

1) Consider the special case of the linear framework:

$$g(r^Q(x)) = dr^Q(x) + e$$

for some constants d and e . Under the framework, we have

$$c_1 = \frac{e}{(dr^Q(b_1) + e)^2} \text{ and } c_0 = \frac{e}{(dr^Q(a_1) + e)^2}.$$

Particularly, it is possible that $r^P(x)$ captures the main features of the shape of the target regression function $r^Q(x)$, which means the value of $|e|$ is small, and $d \neq 0$. Note that $\ddot{\xi}_o(x) > 0$ and $\ddot{r}^Q(x) > 0$ imply $\dot{r}^Q(b_1) > \dot{r}^Q(a_1)$ and $\dot{r}^Q(b_2) > \dot{r}^Q(a_2)$. Hence, under the above framework, when $|e|$ is small enough, the smoothness condition S0 is satisfied naturally. For example, consider the following condition:

S0'. $|e| < \min \left\{ c_2 |dr^Q(a_1)|, c_2 |dr^Q(b_1)|, \frac{1}{2} \frac{c_3^2 (1-c_2)^2}{\dot{r}_M} (\dot{r}^Q(b_2) - \dot{r}^Q(a_2)) \right\}$ for some constants $0 < c_2 < 1$ and $0 < c_3 < \min\{|dr^Q(a_1)|, |dr^Q(b_1)|\}$, where $\dot{r}_M = \max\{|\dot{r}^Q(b_1)|, |\dot{r}^Q(a_1)|\}$.

The condition S0' means that $|e|$ is small compared to $|d|$, $|r^Q(a_1)|$ and $|r^Q(b_1)|$. It can be verified that the condition S0' implies the smoothness condition S0. These ensure that under linear framework as well as approximate similarity condition, the smoothness condition S0 holds.

2) Consider a class of nonlinear relationships between $r^P(x)$ and $r^Q(x)$ as

$$r^P(x) = g(r^Q(x)) = F^{-1}(\log|r^Q(x)| + c) \text{ for some constant } c,$$

where $F(u) = \int_0^u \frac{1}{t+f(t)} dt$, and $f(u)$ satisfies $f(u) > 0$ and $f(u) + u \neq 0$. Because of the option attribute of $f(u)$ and c , the above is a broad class of functions. It can be seen that the above relationship is the solution to the following differential equation:

$$g(r^Q(x)) - \dot{g}(r^Q(x))r^Q(x) = -f(g(r^Q(x))).$$

Thus, we have

$$c_1 = \frac{-f(g(r^Q(b_1)))}{(g(r^Q(b_1)))^2} \text{ and } c_0 = \frac{-f(g(r^Q(a_1)))}{(g(r^Q(a_1)))^2}.$$

Consequently, when function $f(u)$ further satisfies that $|f(g(r^Q(a_1)))|$ and $|f(g(r^Q(b_1)))|$ are small compared to $|g(r^Q(a_1))|$ and $|g(r^Q(b_1))|$, the smoothness condition S0 holds.

3) Generally, it can be verified that the the smoothness condition S0 holds under one of the following conditions:

- (i) For arbitrary $\dot{r}^Q(a_1)$, $\dot{r}^Q(b_1)$, $\dot{r}^Q(a_2)$ and $\dot{r}^Q(b_2)$, c_0 and c_1 satisfy $0 < c_0 = c_1 < \frac{\dot{r}^Q(b_2) - \dot{r}^Q(a_2)}{\dot{r}^Q(b_1) - \dot{r}^Q(a_1)}$;
- (ii) For $\dot{r}^Q(b_1) > 0$, c_0 and c_1 satisfy $c_1 < \frac{\dot{r}^Q(a_1)}{\dot{r}^Q(b_1)}c_0 + \frac{\dot{r}^Q(b_2) - \dot{r}^Q(a_2)}{\dot{r}^Q(b_1)}$;
- (iii) For $\dot{r}^Q(b_1) < 0$, c_0 and c_1 satisfy $c_1 > \frac{\dot{r}^Q(a_1)}{\dot{r}^Q(b_1)}c_0 + \frac{\dot{r}^Q(b_2) - \dot{r}^Q(a_2)}{\dot{r}^Q(b_1)}$.

The common characteristic of the conditions (i)-(iv) is that the valid value ranges of c_0 and c_1 should control (or smooth) the difference between $|c_1 \dot{r}^Q(b_1)|$ and $|c_0 \dot{r}^Q(a_1)|$. From all the observations above, we see that the smoothness condition S0 holds in many cases of value ranges of $\dot{r}^Q(a_1)$, $\dot{r}^Q(b_1)$, $\dot{r}^Q(a_2)$, $\dot{r}^Q(b_2)$, c_0 and c_1 .

For general case where $\ddot{\xi}_o(x) > 0$ (or $\ddot{\xi}_o(x) < 0$) and $\ddot{r}^Q(x) > 0$ (or $\ddot{r}^Q(x) < 0$) for x in some subintervals of $[0, 1]$, the conclusions are similar, but the interpretations are complex.

In the following, we consider the smoothness of basis function representation in (2.11). Let $\phi_j(\cdot)$ be orthogonal basis functions, satisfying

$$\int_0^1 \phi_j(z)\phi_k(z)dz = 0 \text{ for } j \neq k, \text{ and } \int_0^1 \phi_j^2(z)dz = 1.$$

For convenience, we first suppose that $z = r^P(x)$ is a monotone function in $[0, 1]$. The above can be equivalently rewritten as

$$\int_{r^P(0)}^{r^P(1)} \phi_j(r^P(x))\phi_k(r^P(x))dr^P(x) = 0 \text{ for } j \neq k, \text{ and } \int_{r^P(0)}^{r^P(1)} \phi_j^2(r^P(x))dr^P(x) = 1.$$

Regarding $\phi_j(r^P(x))$ as orthogonal basis functions, it is reasonable to suppose that $r^Q(x)$ can be expressed as

$$r^Q(x) = \sum_{k=1}^{\infty} \alpha_k \phi_k(r^P(x)).$$

Similar to the case of linear framework, it holds that

$$r^Q(x) \approx \sum_{k=1}^m \xi_k(x) \phi_k(r^P(x)).$$

By comparing the two representations above, it follows that

$$\xi_k(x) \approx \alpha_k \text{ for } k = 1, \dots, m.$$

The above ensures that $\xi_k(x), k = 1, \dots, m$, are constant functions, approximately, implying that $\xi_k(x), k = 1, \dots, m$, are smoother than $r^Q(x)$.

For the case where $z = r^P(x)$ is a monotone function in some subintervals of $[0, 1]$, the conclusion is similar.

Finally, we briefly check the smoothness of general adjustment function $f(r^P(x), x)$ with $f(0, x) = 0$ defined in (2.3). Note that $f(r^P(x), x)$ can be expressed as

$f(g(r^Q(x)), x)$ for a smooth function $g(\cdot)$ by the assumption given above, and theoretically, the ideal function f should minimize the L_2 -criterion: $\int_0^1 K_{h^Q}(t-x)\{r^Q(t)-f(g(r^Q(t)), t)\}^2 dt$ at each fixed target point x . Thus $f(g(r^Q(x)), x) \approx r^Q(x)$ for all x . On the other hand, at each x , $f(g(r^Q(x)), x)$ can be thought of as a function of $g(r^Q(x))$ with $f(0, x) = 0$, and then it can be assumed that $f(g(r^Q(x)), x)$ has the following representation:

$$f(g(r^Q(x)), x) = \sum_{j=1}^{\infty} \vartheta_j(x) \phi_j(g(r^Q(x))),$$

where $\phi_j(x)$ are orthogonal basis functions. Due to $f(g(r^Q(x)), x) \approx r^Q(x)$, each coefficient satisfies $\vartheta_j(x) \approx \int_{g(r^Q(0))}^{g(r^Q(1))} r^Q(x) \phi_j(g(r^Q(x))) dg(r^Q(x))$, a function of $g(r^Q(x))$. Then $f(g(r^Q(x)), x)$ can be rewritten as $f(g(r^Q(x)), x) = m(g(r^Q(x)))$ for a smooth function $m(u)$. Note that $f(g(r^Q(x)), x) \approx r^Q(x)$ implies that $m(g(r^Q(x))) \approx r^Q(x)$, i.e., $m \circ g(u) \approx u$, an approximate identity function. Therefore, the ideal choice of $f(g(r^Q(x)), x)$ is an identity function, and then is smoother than $r^Q(x)$.

1.2 Regularity conditions and additional theoretical conclusions

We first introduce the conditions of kernel function and bandwidth under the non-parametric models:

- S1. The kernel function $K(t)$ has the second-order continuous and bounded derivative, and is symmetric with respect to $t = 0$, and satisfies $\int K(t)dt = 1$, $\int t^2 K(t)dt < \infty$ and $\int K^2(t)dt < \infty$.
- S2. The sample sizes and bandwidths satisfy $h^P, h^Q \rightarrow 0$, $n^P h^P \rightarrow \infty$ and $n^Q h^Q \rightarrow \infty$.

It is obvious that S1 is a common kernel function condition, and in condition S2, the bandwidth conditions are very common in kernel estimation (see, e.g., Hart, 2013).

The following theorem and corollaries are employed as the theoretical support for the method in Subsection 2.3.

Theorem S.1. *Under the random design with conditions C1, in addition to the above regularity conditions S1 and S2, suppose the following condition holds:*

S3. *The density functions $\varphi^P(x)$ and $\varphi^Q(x)$ of X^P and X^Q have the second-order continuous and bounded derivatives, and $\varphi^P(x) > 0$ and $\varphi^Q(x) > 0$ for $x \in [L, U]$.*

If the sample sizes and bandwidths satisfy $h^P = o((n^Q)^{-1/5})$ and $h^Q = o((n^Q)^{-1/5})$, and $n^P h^P / (n^Q h^Q) \rightarrow \tau > 0$, then, the sw-TLE (2.13) satisfies

(i) for $0 < \tau < \infty$ and $x \in (L, U)$,

$$\sqrt{n^P h^P + n^Q h^Q} \left(\hat{r}_b^Q(x) - r^Q(x) \right) \xrightarrow{d} N \left(0, \left(1 + \frac{1}{\tau} \right) \left(\frac{2r^Q(x)}{r^P(x)} \right)^2 \frac{\sigma_P^2}{\varphi^P(x)} \int_L^U K^2(t) dt + \frac{\sigma_Q^2(1 + \tau)}{\varphi^Q(x)} \int_L^U K^2(t) dt \right);$$

(ii) for $\tau = \infty$ and $x \in (L, U)$,

$$\sqrt{n^Q h^Q} \left(\hat{r}_b^Q(x) - r^Q(x) \right) \xrightarrow{d} N \left(0, \frac{\sigma_Q^2}{\varphi^Q(x)} \int_L^U K^2(t) dt \right);$$

(iii) for $\tau = 0$ and $x \in (L, U)$,

$$\sqrt{n^P h^P} \left(\hat{r}_b^Q(x) - r^Q(x) \right) \xrightarrow{d} N \left(0, \left(\frac{2r^Q(x)}{r^P(x)} \right)^2 \frac{\sigma_P^2}{\varphi^P(x)} \int_L^U K^2(t) dt \right).$$

Corollary S.2. *Under the conditions of Theorem S.1, for the case of $0 < \tau < \infty$, the relative efficiency of the sw-TLE (2.13) can be expressed asymptotically as*

$$\mathbb{RE}[\hat{r}_b^Q(x), \hat{r}^Q(x)] = \frac{\tau \sigma_Q^2 \int_L^U \frac{1}{\varphi^Q(x)} dx}{\sigma_P^2 \int_L^U \left(\frac{2r^Q(x)}{r^P(x)} \right)^2 \frac{1}{\varphi^P(x)} dx + \tau \sigma_Q^2 \int_L^U \frac{1}{\varphi^Q(x)} dx}.$$

Consequently, we have

$$\mathbb{RE}[\hat{r}_b^Q(x), \hat{r}^Q(x)] > 1$$

if and only if the following condition holds:

$$S4 \quad \rho > 1 \text{ and } \tau > \frac{\sigma_P^2 \int_L^U \left(\frac{2r^Q(x)}{r^P(x)} \right)^2 \frac{1}{\varphi^P(x)} dx}{\sigma_Q^2 (\rho-1) \int_L^U \frac{1}{\varphi^Q(x)} dx}.$$

Corollary S.3. *Under the conditions of Theorem S.1, for the case of $0 < \tau < \infty$, suppose that $n^P/n \rightarrow \tau_P \neq 0$ and $(n^P h^P + n^Q h^Q)/(nh) \rightarrow \phi$, then, the sw-TLE (2.13) satisfies*

$$\begin{aligned} \mathbb{RE}[\hat{r}_b^Q(x), \hat{r}(x)] &\rightarrow \infty \text{ if } r^P(x) \neq r^Q(x) \text{ with } x \in (c_1, c_2) \subset [L, U] \text{ for some } c_2 > c_1; \\ \mathbb{RE}[\hat{r}_b^Q(x), \hat{r}(x)] &= \frac{\rho\phi}{2 + \tau + \frac{1}{\tau}} \text{ if } P = Q, \end{aligned}$$

where $\varphi(x)$ is the density function of data set D_X .

Theorem S.4. *Under the random design model with the conditions C1', S1, S2 and S3, if the sample sizes and bandwidths satisfy the conditions given in Theorem S.1, then the sw-TLE (2.14) has the following asymptotic normality:*

(i) for $0 < \tau < \infty$ and $x \in (L, U)$,

$$\begin{aligned} &\sqrt{n^P h^P + n^Q h^Q} \left(\hat{r}_{bk}^Q(x) - r^Q(x) \right) \\ &\xrightarrow{d} N \left(0, \left(1 + \frac{1}{\tau} \right) \left(2\xi_k^0(x) \right)^T \dot{\phi}_k^P(x) \right)^2 \frac{\sigma_P^2}{\varphi^P(x)} \int_L^U K^2(t) dt + \frac{\sigma_Q^2 (1 + \tau)}{\varphi^Q(x)} \int_L^U K^2(t) dt \Big); \end{aligned}$$

(ii) for $\tau = \infty$ and $x \in (L, U)$,

$$\sqrt{n^Q h^Q} \left(\hat{r}_{bk}^Q(x) - r^Q(x) \right) \xrightarrow{d} N \left(0, \frac{\sigma_Q^2}{\varphi^Q(x)} \int_L^U K^2(t) dt \right);$$

(iii) for $\tau = 0$ and $x \in (L, U)$,

$$\sqrt{n^P h^P} \left(\hat{r}_{bk}^Q(x) - r^Q(x) \right) \xrightarrow{d} N \left(0, \left(2\xi_k^0(x) \right)^T \dot{\phi}_k^P(x) \right)^2 \frac{\sigma_P^2}{\varphi^P(x)} \int_L^U K^2(t) dt \Big).$$

Next, we introduce the regularity conditions for the semiparametric models:

S5. The sample size and bandwidth satisfy $h^Q \rightarrow 0$, and $n^Q h^Q \rightarrow \infty$.

S6. The regression function $r^Q(x)$ has the second-order continuous and bounded derivative.

- S7. Θ is a convex subset of R^d , the true value of $\theta = (\theta_1, \dots, \theta_d)^T$ is an inner point of Θ .
- S8. The first and second derivatives $\dot{r}^P(x, \theta)$ and $\ddot{r}^P(x, \theta)$ of $r^P(x, \theta)$ with respect to θ exist and are continuous for all $\theta \in \Theta^0$, where $\Theta^0 \subset \Theta$ is an open neighborhood of the true value θ^0 of θ .
- S9. $\frac{1}{n^P} \sum_{i=1}^{n^P} (\dot{r}^P(X_i^P, \theta))^T \dot{r}^P(X_i^P, \theta)$ converges in probability to $\mathbb{V}_r^P(\theta)$ for all $\theta \in \Theta^0$, where $\mathbb{V}_r^P(\theta) = \mathbb{E}[\dot{r}^P(X^P, \theta)(\dot{r}^P(X^P, \theta))^T]$ is a nonsingular matrix, and furthermore, $\frac{1}{n^P} \sum_{i=1}^{n^P} (\partial^2 r^P(X_i^P, \theta) / \partial \theta_j \partial \theta_k)^2$ converges in probability for $j, k = 1, \dots, d$, and all $\theta \in \Theta^0$.

These conditions are very common under parametric and nonparametric regression models (see, e.g., Hart, 2013; Seber and Wild, 2003).

1.3 Multi-source model

In the following, we list the details about the estimation method and theoretical property under multi-source parametric models:

$$(P_j\text{-model}) \quad Y_{ij}^P = r_j^P(X_{ij}^P, \theta_j) + \varepsilon_{ij}^P, i = 1, \dots, n_j^P, j = 1, \dots, m,$$

where the errors satisfy $\mathbb{E}[\varepsilon_{ij}^P | X_{ij}^P] = 0$ and $\mathbb{V}[\varepsilon_{ij}^P | X_{ij}^P] = \sigma_{P_j}^2$. Let $\hat{\theta}_j$ be the least squares estimator of θ_j from P_j -model. For each source model, we adjust the estimator $r_j^P(x, \hat{\theta}_j)$ to the following form:

$$r_j^P(x, \hat{\theta}_j) \hat{\alpha}_j(x),$$

where the estimator of the adjustment factor is defined by

$$\hat{\alpha}_j(x) = \frac{\sum_{i=1}^{n_j^Q} K_{h^Q}(X_{ij}^Q - x) Y_i^Q r_j^P(X_{ij}^Q, \hat{\theta}_j)}{\sum_{i=1}^{n_j^Q} K_{h^Q}(X_{ij}^Q - x) (r_j^P(X_{ij}^Q, \hat{\theta}_j))^2}.$$

By combining the above estimators, we attain the sw-TLE of the target function $r^Q(x)$ as

$$\widehat{r}_c^Q(x) = \sum_{j=1}^m w_j r_j^P(x, \widehat{\theta}_j) \widehat{\alpha}_j(x), \quad (1.1)$$

where weights satisfy $w_j \geq 0$ and $\sum_{j=1}^m w_j = 1$. Usually, the chosen weights satisfy $w_j \propto n_j^P$ and $w_j^{-1} \propto \mathbb{V}[r_j^P(x, \widehat{\theta}_j) \widehat{\alpha}_j(x)]$.

We also can establish its theoretical property. For example, similar to Theorem 3.1, under condition $n_j^P/(n^Q h^Q) \rightarrow \tau_j$ for some constants $0 < \tau_j < \infty$, if $h^Q = o((n^Q)^{-1/5})$, then, the sw-TLE $\widehat{r}_c^Q(x)$ satisfies

$$\left(\sqrt{\sum_{j=1}^m n_j^P + \sqrt{n^Q h^Q}} \right) (\widehat{r}_c^Q(x) - r^Q(x)) \\ \xrightarrow{d} N \left(0, \sum_{j=1}^m w_j^2 \left(\sigma_{Pj}^2 \left(1 + \frac{1}{\tau_j} \right) \phi_j(\theta_j^0) \left(\frac{2r^Q(x)}{r_j^P(x, \theta_j^0)} \right)^2 + \frac{\sigma_Q^2(\tau_j + 1)}{\varphi^Q(x)} \int_L^U K^2(x) dx \right) \right)$$

for all $x \in (L, U)$, where $\phi_j(\theta_j^0) = (\mathbb{E}[\dot{r}_j^P(X^P, \theta_j^0)])^T (\mathbb{V}_{r_j^P}^P(\theta_j^0))^{-1} \mathbb{E}[(\dot{r}_j^P(X^P, \theta_j^0))^P]$.

1.4 Proofs

In the procedures of proving the theorems, we need the Bahadur representations of the estimators from the source model P. For example, as shown by the existing literature (see, e.g., Bhattacharya and Gangopadhyay, 1990; Chaudhuri, 1991; Chaudhuri, 1991; Hong, 2003), the Bahadur representation of N-W estimator $\widehat{r}^P(x)$ can be expressed as

$$\widehat{r}^P(x) = r^P(x) + \beta_{n^P}(x) + \epsilon_{n^P},$$

where

$$\beta_{n^P}(x) = \frac{1}{vn^P} \sum_{i=1}^{n^P} K_{h^P}(X_i^P - x)(Y_i^P - r^P(x))$$

with $v = \int K(t)\varphi^P(x + h^P t)dt$, and $\epsilon_{n^P} = O_p((n^P)^{-3/4})$. Furthermore, in order to prove Theorem 2.1, we first introduce the following lemmas.

Lemma S.1. *Under the conditions of Theorem 2.1, we have*

$$\widehat{\xi}(x) = \xi_{h^Q}(x) + O_p\left(\frac{1}{n^Q h^Q}\right).$$

Proof. We only need to prove

$$\begin{aligned}\mathbb{E}\left[\widehat{\xi}(x)|D^P\right] &= \xi_{h^Q}(x) + O_p\left(\frac{1}{n^Q}\right), \\ \mathbb{V}\left[\widehat{\xi}(x)|D^P\right] &= \frac{\sigma_Q^2 \int_0^1 K^2(t) dt}{n^Q h^Q \varphi^Q(x) (r^P(x))^2} + o_p\left(\frac{1}{n^Q h^Q}\right).\end{aligned}$$

Denote $I = \sum_{i=1}^{n^Q} Y_i^Q \int_{s_{i-1}^Q}^{s_i^Q} K_{h^Q}(t-x) \widehat{r}^P(t) dt$, the numerator of $\widehat{\xi}(x)$. By the property of kernel function and the quasi-uniformity, we have

$$\begin{aligned}\mathbb{E}[I|D^P] &= \sum_{i=1}^{n^Q} r^Q(X_i^Q) \int_{s_{i-1}^Q}^{s_i^Q} K_{h^Q}(t-x) \widehat{r}^P(t) dt \\ &= \sum_{i=1}^{n^Q} \int_{s_{i-1}^Q}^{s_i^Q} K_{h^Q}(t-x) r^Q(t) \widehat{r}^P(t) dt + O(1/n^Q) \\ &= \int_0^1 K_{h^Q}(t-x) r^Q(t) \widehat{r}^P(t) dt + O_p(1/n^Q).\end{aligned}$$

It follows from the result above and the definitions of $\xi_{h^Q}(x)$ and $\widehat{\xi}(x)$ that

$$\mathbb{E}\left[\widehat{\xi}(x)|D^P\right] = \xi_{h^Q}(x) + O_p(1/n^Q).$$

On the other hand, the conditional variance

$$\begin{aligned}\mathbb{V}[I|D^P] &= \sigma_Q^2 \sum_{i=1}^{n^Q} \left(\int_{s_{i-1}^Q}^{s_i^Q} K_{h^Q}(t-x) \widehat{r}^P(t) dt \right)^2 \\ &= \sigma_Q^2 \sum_{i=1}^{n^Q} (s_i^Q - s_{i-1}^Q)^2 (K_{h^Q}(x_i^* - x) \widehat{r}^P(x_i^*))^2,\end{aligned}$$

where $x_i^* \in [s_i^Q, s_{i-1}^Q]$. By the quasi-uniform condition $s_i^Q - s_{i-1}^Q = 1/(\varphi^Q(X_i^Q)n^Q) +$

$o(1/n^Q)$, we have

$$\begin{aligned}
\mathbb{V}[I|D^P] &= \sigma_Q^2 \sum_{i=1}^{n^Q} \frac{1}{\varphi^Q(X_i^Q) n^Q} (s_i^Q - s_{i-1}^Q) (K_{h^Q}(x_i^* - x) \widehat{r}^P(x_i^*))^2 + o_p(\mathbb{V}[I|D^P]) \\
&= \sigma_Q^2 \sum_{i=1}^{n^Q} \int_{s_{i-1}^Q}^{s_i^Q} \frac{1}{\varphi^Q(t) n^Q} (K_{h^Q}(t - x) \widehat{r}^P(t))^2 dt + o_p(\mathbb{V}[I|D^P]) \\
&= \frac{\sigma_Q^2 (\widehat{r}^P(x))^2 \int_0^1 K^2(t) dt}{n^Q h^Q \varphi^Q(x)} + o_p(\mathbb{V}[I|D^P]) \\
&= \frac{\sigma_Q^2 (r^P(x))^2 \int_0^1 K^2(t) dt}{n^Q h^Q \varphi^Q(x)} + o_p(\mathbb{V}[I|D^P]).
\end{aligned}$$

Then,

$$\begin{aligned}
\mathbb{V}[\widehat{\xi}(x)|D^P] &= \frac{\sigma_Q^2 (r^P(x))^2 \int_0^1 K^2(t) dt}{n^Q h^Q \varphi^Q(x) (\int_0^1 K_{h^Q}(t - x) (\widehat{r}^P(t))^2 dt)^2} + o_p(1/(n^Q h^Q)) \\
&= \frac{\sigma_Q^2 \int_0^1 K^2(t) dt}{n^Q h^Q \varphi^Q(x) (r^P(x))^2} + o_p(1/(n^Q h^Q)).
\end{aligned}$$

The proof is completed. \square

Lemma S.2. *Under the conditions of Theorem 2.1, we have*

$$\begin{aligned}
\widehat{r}^P(x) \widehat{\xi}(x) &= r^P(x) \xi_{h^Q}(x) + \xi_{h^Q}(x) (\widehat{r}^P(x) - r^P(x)) + r^P(x) (\widehat{\xi}(x) - \xi_{h^Q}(x)) \\
&\quad + o_p\left((h^Q)^2 + \frac{1}{\sqrt{n^Q h^Q}}\right).
\end{aligned}$$

Proof. By Lemma S.1 and $\widehat{r}^P(x) - r^P(x) = O_p\left((h^P)^2 + 1/\sqrt{n^P h^P}\right)$, we have

$$\begin{aligned}
\widehat{r}^P(x) \widehat{\xi}(x) &= r^P(x) \xi_{h^Q}(x) + \xi_{h^Q}(x) (\widehat{r}^P(x) - r^P(x)) + r^P(x) (\widehat{\xi}(x) - \xi_{h^Q}(x)) \\
&\quad + (\widehat{\xi}(x) - \xi_{h^Q}(x)) (\widehat{r}^P(x) - r^P(x)) \\
&= r^P(x) \xi_{h^Q}(x) + \xi_{h^Q}(x) (\widehat{r}^P(x) - r^P(x)) + r^P(x) (\widehat{\xi}(x) - \xi_{h^Q}(x)) \\
&\quad + o_p\left((h^Q)^2 + 1/\sqrt{n^Q h^Q}\right).
\end{aligned}$$

The proof is completed. \square

Lemma S.3. *Under the conditions of Theorem 2.1, we have*

$$\xi_{h^Q}(x) = \xi_{h^Q}^*(x) + \left(\frac{r^Q(x)}{(r^P(x))^2} - \frac{2\xi_{h^Q}^*(x)}{r^P(x)} \right) \beta_{n^P}(x) + o_p((h^P)^2 + 1/\sqrt{n^P h^P}),$$

where $\xi_{h^Q}^*(x) = \frac{\int_0^1 K_{h^Q}(t-x)r^Q(t)r^P(t)dt}{\int_0^1 K_{h^Q}(t-x)(r^P(t))^2dt}$ and $\beta_{n^P}(x)$ is the main part of the Bahadur representation of $\widehat{r}^P(x) - r^P(x)$ given above.

Proof. It follows from the property of kernel estimator and the Bahadur representation of $\widehat{r}^P(x)$ that

$$\begin{aligned}
\xi_{h^Q}(x) &= \frac{\int_0^1 K_{h^Q}(t-x)r^Q(t)\widehat{r}^P(t)dt}{\int_0^1 K_{h^Q}(t-x)(\widehat{r}^P(t))^2dt} \\
&= \frac{\int_0^1 K_{h^Q}(t-x)r^Q(t)(r^P(t) + \beta_{n^P}(t))dt}{\int_0^1 K_{h^Q}(t-x)(r^P(t) + \beta_{n^P}(x))^2dt} + o_p((h^P)^2 + 1/\sqrt{n^P h^P}) \\
&= \frac{\int_0^1 K_{h^Q}(t-x)r^Q(t)r^P(t)dt}{\int_0^1 K_{h^Q}(t-x)((r^P(t))^2 + 2r^P(x)\beta_{n^P}(x) + o_p(\beta_{n^P}(x)))dt} \\
&\quad + \frac{\int_0^1 K_{h^Q}(t-x)r^Q(t)\beta_{n^P}(t)dt}{\int_0^1 K_{h^Q}(t-x)((r^P(t))^2 + o_p(1))dt} + o_p((h^P)^2 + 1/\sqrt{n^P h^P}) \\
&= \frac{\int_0^1 K_{h^Q}(t-x)r^Q(t)r^P(t)dt}{\int_0^1 K_{h^Q}(t-x)(r^P(t))^2dt} \left(1 - \frac{2\int_0^1 K_{h^Q}(t-x)r^P(t)\beta_{n^P}(t)dt}{\int_0^1 K_{h^Q}(t-x)(r^P(t))^2dt} \right) \\
&\quad + \frac{\int_0^1 K_{h^Q}(t-x)r^Q(t)\beta_{n^P}(t)dt}{\int_0^1 K_{h^Q}(t-x)(r^P(t))^2dt} + o_p((h^P)^2 + 1/\sqrt{n^P h^P}) \\
&= \xi_{h^Q}^*(x) - \frac{2\xi_{h^Q}^*(x)}{r^P(x)}\beta_{n^P}(x) + \frac{r^Q(x)}{(r^P(x))^2}\beta_{n^P}(x) + o_p((h^P)^2 + 1/\sqrt{n^P h^P}).
\end{aligned}$$

We then complete the proof. \square

Lemma S.4. Let $w_i^a(x) = \frac{\int_{s_{i-1}^*}^{s_i^Q} K_{h^Q}(t-x)r^P(t)dt}{\int_0^1 K_{h^Q}(t-x)(r^P(t))^2dt}$. Then, under the conditions of Theorem 2.1, we have

$$\begin{aligned}
&r^P(x)(\widehat{\xi}(x) - \xi_{h^Q}(x)) \\
&= \sum_{i=1}^{n^Q} r^P(x) \left(Y_i^Q w_i^a(x) - \xi_{h^Q}^*(x) \right) + \frac{r^Q(x)}{r^P(x)}\beta_{n^P}(x) + o_p((h^P)^2 + 1/\sqrt{n^P h^P}).
\end{aligned}$$

Proof. Denote $\widehat{w}_i^a(x) = \frac{\int_{s_{i-1}^*}^{s_i^Q} K_{h^Q}(t-x)\widehat{r}^P(t)dt}{\int_0^1 K_{h^Q}(t-x)(\widehat{r}^P(t))^2dt}$. By the Bahadur representation of $\widehat{r}^P(x)$,

we have

$$\begin{aligned}
\widehat{w}_i^a(x) &= \frac{\int_{s_{i-1}^Q}^{s_i^Q} K_{h^Q}(t-x)(r^P(t) + \beta_{n^P}(t))dt}{\int_0^1 K_{h^Q}(t-x)(\widehat{r}^P(t))^2 dt} + O_p\left(\frac{1}{n^Q}(n^Q)^{-3/4}\right) \\
&= \left(w_i^a(x) + \frac{\int_{s_{i-1}^Q}^{s_i^Q} K_{h^Q}(t-x)\beta_{n^P}(t)dt}{\int_0^1 K_{h^Q}(t-x)(r^P(t))^2 dt} \right) (1 + o_p(1)) + O_p\left(\frac{1}{n^Q}(n^Q)^{-3/4}\right) \\
&= w_i^a(x) + O_p\left(\frac{1}{n^Q}((h^Q)^2 + 1/\sqrt{n^Q h^Q})\right).
\end{aligned}$$

Then, by the result above and Lemma S.3, we have

$$\begin{aligned}
&r^P(x)(\widehat{\xi}(x) - \xi_{h^Q}(x)) \\
&= \sum_{i=1}^{n^Q} r^P(x) Y_i^Q \widehat{w}_i^a(x) - r^P(x) \xi_{h^Q}(x) \\
&= \sum_{i=1}^{n^Q} r^P(x) Y_i^Q w_i^a(x) - r^P(x) \xi_{h^Q}^*(x) - r^P(x) \left(\frac{r^Q(x)}{(r^P(x))^2} - \frac{2\xi_{h^Q}^*(x)}{r^P(x)} \right) \beta_{n^P}(x) \\
&\quad + o_p((h^P)^2 + 1/\sqrt{n^P h^P}) \\
&= \sum_{i=1}^{n^Q} r^P(x) Y_i^Q w_i^a(x) - r^P(x) \xi_{h^Q}^*(x) + \frac{r^Q(x)}{r^P(x)} \beta_{n^P}(x) + o_p((h^P)^2 + 1/\sqrt{n^P h^P}).
\end{aligned}$$

The proof is completed. \square

Proof of Theorem 2.1. We only prove the case of $0 < \tau < \infty$. For the other cases, the proofs are similar. Because of the under-smoothing condition of $h^P = o((n^Q)^{-1/5})$ and $h^Q = o((n^Q)^{-1/5})$, all the asymptotic biases of order $O_p((h^P)^2)$ and $O_p((h^Q)^2)$ can be ignored for establishing the asymptotic normality. By Lemmas S.1-Lemma

S.4, we have

$$\begin{aligned}
& \widehat{r}^P(x)\widehat{\xi}(x) - r^Q(x) \\
&= \xi_{h^Q}(x)(\widehat{r}^P(x) - r^P(x)) + r^P(x)(\widehat{\xi}(x) - \xi_{h^Q}(x)) + r^P(x)\xi_{h^Q}(x) - r^Q(x) \\
&\quad + o_p\left((h^Q)^2 + 1/\sqrt{n^Q h^Q}\right) \\
&= \xi_{h^Q}(x)(\widehat{r}^P(x) - r^P(x)) + r^P(x)(\widehat{\xi}(x) - \xi_{h^Q}(x)) + r^P(x)\xi_{h^Q}^*(x) - r^Q(x) \\
&\quad + o_p\left((h^Q)^2 + 1/\sqrt{n^Q h^Q}\right) \\
&= \xi_{h^Q}(x)(\widehat{r}^P(x) - r^P(x)) + r^P(x)(\widehat{\xi}(x) - \xi_{h^Q}(x)) + O((h^Q)^2) + o_p\left((h^Q)^2 + 1/\sqrt{n^Q h^Q}\right).
\end{aligned}$$

Note that $\xi_{h^Q}(x) \rightarrow \frac{r^Q(x)}{r^P(x)}$ in probability. The above results and Lemma S.4 lead to

$$\begin{aligned}
& \sqrt{n^P h^P + n^Q h^Q} \left(\widehat{r}^P(x)\widehat{\xi}(x) - r^Q(x) \right) \\
&= \sqrt{n^P h^P + n^Q h^Q} \left(\xi_{h^Q}(x)(\widehat{r}^P(x) - r^P(x)) \right) + \sqrt{n^P h^P + n^Q h^Q} r^P(x) (\widehat{\xi}(x) - \xi_{h^Q}(x)) + o_p(1) \\
&= \sqrt{1 + \frac{1}{\tau} \sqrt{n^P h^P}} \left(\xi_{h^Q}(x)(\widehat{r}^P(x) - r^P(x)) + \frac{r^Q(x)}{r^P(x)} \beta_{n^P}(x) \right) \\
&\quad + \sqrt{1 + \tau} \sqrt{n^Q h^Q} r^P(x) \sum_{i=1}^{n^Q} \left(Y_i^Q w_i^a(x) - \xi_{h^Q}^*(x) \right) + o_p(1) \\
&= \sqrt{1 + \frac{1}{\tau} \sqrt{n^P h^P}} \left(\frac{2r^Q(x)}{r^P(x)} (\widehat{r}^P(x) - r^P(x)) \right) \\
&\quad + \sqrt{1 + \tau} \sqrt{n^Q h^Q} r^P(x) \sum_{i=1}^{n^Q} \left(Y_i^Q w_i^a(x) - \xi_{h^Q}^*(x) \right) + o_p(1) \\
&\triangleq \Gamma_1^P + \Gamma_2^Q + o_p(1).
\end{aligned}$$

It can be seen that Γ_1^P and Γ_2^Q are weighted sum of $Y_i^P, i = 1, \dots, n^P$ and $Y_i^Q, i = 1, \dots, n^Q$, respectively. Thus they are normally distributed asymptotically. Moreover, Γ_1^P and Γ_2^Q are independent of each other due to the dependence between D^P and D^Q . We then only need to calculate their asymptotic expectations and variances.

It is known by the property of kernel estimation that the main part of the expec-

tation of $\widehat{r}^P(x) - r^P(x)$ is $\frac{(h^P)^2 \ddot{r}^P(x)}{2} \int_0^1 t^2 K(t) dt$. Then

$$\mathbb{E}[\Gamma_1^P] = \sqrt{1 + \frac{1}{\tau}} \frac{1}{\sqrt{n^P h^P}} \frac{2r^Q(x)}{r^P(x)} \frac{(h^P)^2 \ddot{r}^P(x)}{2} \int_0^1 t^2 K(t) dt + o(1),$$

which can be ignored because the nonparametric estimator is under-smooth. Furthermore,

$$\left(1 + \frac{1}{\tau}\right) n^P h^P \mathbb{V}[\Gamma_1^P] = \left(1 + \frac{1}{\tau}\right) \left(\frac{2r^Q(x)}{r^P(x)}\right)^2 \frac{\sigma_P^2}{\varphi^P(x)} \int_0^1 K^2(t) dt + o(1).$$

Similarly, $\mathbb{E}[\Gamma_2^Q]$ can be ignored because of the under-smoothing, and

$$(1 + \tau) n^Q h^Q \mathbb{V}[\Gamma_2^Q] = (1 + \tau) \frac{\sigma_Q^2}{\varphi^Q(x)} \int_0^1 K^2(t) dt + o(1).$$

The proof is completed. \square

Proof of Corollary 2.2. It is a direct result of Theorem 2.1. \square

Proof of Corollary 2.3. It is a direct result of Theorem 2.1. \square

Proof of Corollary 2.4. Under fixed design models, the full data estimator is $\widehat{r}(x) = \sum_{i=1}^n Y_i \int_{s_{i-1}}^{s_i} K_h(t-x) dt$ with $(X_i, Y_i) \in D^P \cup D^Q$. Then, by the property of kernel function and the quasi-uniform condition, we have

$$\begin{aligned} \mathbb{E}[\widehat{r}(x)] &= \sum_{(X_i, Y_i) \in D^P} r^P(X_i) \int_{s_{i-1}}^{s_i} K_h(t-x) dt + \sum_{(X_i, Y_i) \in D^Q} r^Q(X_i) \int_{s_{i-1}}^{s_i} K_h(t-x) dt \\ &= \sum_{(X_i, Y_i) \in D^P} r^P(X_i) (s_i - s_{i-1}) K_h(X_i^{P*} - x) + \sum_{(X_i, Y_i) \in D^Q} r^Q(X_i) (s_i - s_{i-1}) K_h(X_i^{Q*} - x) \\ &= \sum_{(X_i, Y_i) \in D^P} r^P(X_i) \frac{1}{n\varphi(X_i)} K_h(X_i^{P*} - x) + \sum_{(X_i, Y_i) \in D^Q} r^Q(X_i) \frac{1}{n\varphi(X_i)} K_h(X_i^{Q*} - x) + o(1) \\ &\rightarrow \tau_P r^P(x) + (1 - \tau_P) r^Q(x), \end{aligned}$$

where $X^{P*} \in [s_{i-1}, s_i]$ with the corresponding sample points $(X_i, Y_i) \in D^P$, and $X^{Q*} \in [s_{i-1}, s_i]$ with the corresponding sample points $(X_i, Y_i) \in D^Q$. It can be seen from the result above that the full data estimator $\widehat{r}(x)$ has a non-negligible

asymptotic bias if $\tau_P \neq 0$ and $r^P(x) \neq r^Q(x)$ for $x \in (c_1, c_2)$. Specifically, the asymptotic bias is $\tau_P r^P(x) + (1 - \tau_P)r^Q(x)$, implying $\int_0^1 \mathbb{B}^2[\widehat{r}(x)]dx \rightarrow 0$ if $\tau_P \neq 0$ and $r^P(x) \neq r^Q(x)$ for $x \in (c_1, c_2)$. Then $\mathbb{R}\mathbb{E}[\widehat{r}_a^Q, \widehat{r}(x)] \rightarrow \infty$.

Contrarily, if $r^P(x) = r^Q(x)$ for all x (i.e., model P and model Q are equal to each other) together with the condition of under-smoothing, the asymptotic bias is ignorable. On the other hand, it is known that $\mathbb{V}[\widehat{r}(x)] = \frac{\sigma^2 \int_0^1 K^2(t)dt}{nh\varphi(x)}$ asymptotically. This result and Theorem 2.1 together imply the second result in Corollary 2.4. \square

Proof of Theorem 2.5. We only prove the case of $0 < \tau < \infty$. For the other cases, the proofs are similar. Note that $\boldsymbol{\xi}_{k,h^Q}(x)$ is the minimizer of the local L_2 -criterion. It satisfies

$$\int_0^1 K_{h^Q}(t-x)\{r^Q(t) - (\widehat{\boldsymbol{\phi}}_k^P(t))^T \boldsymbol{\xi}_{k,h^Q}(x)\} \widehat{\boldsymbol{\phi}}_k^P(t)dt = 0.$$

By the above equation and the method of proving Theorem 2.1, we have

$$r^Q(x)\mathbf{r}_k^P(x) = (\boldsymbol{\phi}_k^P(x))^T \boldsymbol{\xi}_{k,h^Q}(x)\boldsymbol{\phi}_k^P(x) + o_p\left((h^Q)^2 + 1/\sqrt{n^Q h^Q}\right),$$

and then

$$r^Q(x)\|\boldsymbol{\phi}_k^P(x)\|^2 = (\boldsymbol{\phi}_k^P(x))^T \boldsymbol{\xi}_{k,h^Q}(x)\|\boldsymbol{\phi}_k^P(x)\|^2 + o_p\left((h^Q)^2 + 1/\sqrt{n^Q h^Q}\right),$$

The above result and $\|\boldsymbol{\phi}_k^P(x)\|^2 \neq 0$ lead to

$$r^Q(x) = (\boldsymbol{\phi}_k^P(x))^T \boldsymbol{\xi}_{k,h^Q}(x) + o_p\left((h^Q)^2 + 1/\sqrt{n^Q h^Q}\right).$$

Thus, similar to the proof of Theorem 2.1, we have

$$\begin{aligned} & (\widehat{\boldsymbol{\xi}}_k(x))^T \widehat{\boldsymbol{\phi}}_k^P(x) - r^Q(x) \\ &= (\boldsymbol{\xi}_{k,h^Q}(x))^T (\widehat{\boldsymbol{\phi}}_k^P(x) - \boldsymbol{\phi}_k^P(x)) + (\boldsymbol{\phi}_k^P(x))^T (\widehat{\boldsymbol{\xi}}_k(x) - \boldsymbol{\xi}_{k,h^Q}(x)) \\ &+ o_p\left((h^Q)^2 + 1/\sqrt{n^Q h^Q}\right). \end{aligned}$$

Note that by the method in the proof of Theorem 2.1, we have

$$\boldsymbol{\xi}_{k,h^Q}(x) = \boldsymbol{\xi}_k^0(x) + o_p\left((h^Q)^2 + 1/\sqrt{n^Q h^Q}\right),$$

where $\boldsymbol{\xi}_k^0(x) = r^Q(x)(\boldsymbol{\phi}_k^P(x)(\boldsymbol{\phi}_k^P(x))^T)^+ \boldsymbol{\phi}_k^P(x)$ with $(\boldsymbol{\phi}_k^P(x)(\boldsymbol{\phi}_k^P(x))^T)^+$ being the Moore-Penrose generalized inversion of $\boldsymbol{\phi}_k^P(x)(\boldsymbol{\phi}_k^P(x))^T$. It can be verified by the definition of Moore-Penrose generalized inversion that $(\boldsymbol{\phi}_k^P(x)(\boldsymbol{\phi}_k^P(x))^T)^+ = \frac{1}{\|\boldsymbol{\phi}_k^P(x)\|^4} \boldsymbol{\phi}_k^P(x)(\boldsymbol{\phi}_k^P(x))^T$. Then, $\boldsymbol{\xi}_k^0(x) = \frac{r^Q(x)}{\|\boldsymbol{\phi}_k^P(x)\|^2} \boldsymbol{\phi}_k^P(x)$. Consequently,

$$\begin{aligned} & \sqrt{n^P h^P + n^Q h^Q} \left((\widehat{\boldsymbol{\xi}}_k(x))^T \widehat{\boldsymbol{\phi}}_k^P(x) - r^Q(x) \right) \\ &= \sqrt{n^P h^P + n^Q h^Q} (\boldsymbol{\xi}_{k,h^Q}(x))^T (\widehat{\boldsymbol{\phi}}_k^P(x) - \boldsymbol{\phi}_k^P(x)) + \sqrt{n^P h^P + n^Q h^Q} (\boldsymbol{\phi}_k^P(x))^T (\widehat{\boldsymbol{\xi}}_k(x) - \boldsymbol{\xi}_{k,h^Q}(x)) \\ & \quad + o_p(1) \\ &= \sqrt{1 + \frac{1}{\tau}} \sqrt{n^P h^P} \boldsymbol{\xi}_k^0(x) (\widehat{\boldsymbol{\phi}}_k^P(x) - \boldsymbol{\phi}_k^P(x)) + \sqrt{1 + \tau} \sqrt{n^Q h^Q} (\boldsymbol{\phi}_k^P(x))^T (\widehat{\boldsymbol{\xi}}_k(x) - \boldsymbol{\xi}_k^0(x)) \\ & \quad + o_p(1). \end{aligned}$$

Then, by the method of proving Theorem 2.1 and the continuous mapping theorem, we can prove the theorem. \square

In order to prove Theorem S.1, we need the following lemmas. Since the proofs for the lemmas are similar to those of Lemmas S.1-S.4, as an example, only the proof for Lemma S.7 is presented below.

Lemma S.5. *Under the conditions of Theorem S.1, we have*

$$\widehat{\eta}(x) = \eta_{h^Q}(x) + O_p((h^P)^2 + 1/\sqrt{n^P h^P}).$$

Proof. By the convergence property of kernel estimation, we can prove the lemma. \square

Lemma S.6. *Under the conditions of Theorem S.1, we have*

$$\begin{aligned} \widehat{r}^P(x) \widehat{\eta}(x) &= r^P(x) \eta_{h^Q}(x) + \eta_{h^Q}(x) (\widehat{r}^P(x) - r^P(x)) + r^P(x) (\widehat{\eta}(x) - \eta_{h^Q}(x)) \\ & \quad + o_p\left((h^Q)^2 + 1/\sqrt{n^Q h^Q}\right). \end{aligned}$$

Proof. By the same method of proving Lemma S.2, we can prove the lemma. \square

Lemma S.7. *Denote $\eta_{h^Q}^*(x) = \frac{\mathbb{E}[K_{h^Q}(X^Q - x) r^Q(X^Q) r^P(X^Q)]}{\mathbb{E}[K_{h^Q}(X^Q - x) (r^P(X^Q))^2]}$,*

$$c_i^b(x) = \frac{K_{h^Q}(X_i^Q - x) r^Q(X_i^Q) \beta_{n^P}(X_i^Q)}{n^Q \mathbb{E}[K_{h^Q}(X^Q - x) (r^P(X^Q))^2]} \quad \text{and} \quad d_i^b(x) = \frac{K_{h^Q}(X_i^Q - x) r^P(X_i^Q) \beta_{n^P}(X_i^Q)}{n^Q \mathbb{E}[K_{h^Q}(X^Q - x) (r^P(X^Q))^2]}.$$

Then, under the conditions of Theorem S.1, we have

$$\eta_{h^Q}(x) = \eta_{h^Q}^*(x) + \left(\frac{r^Q(x)}{(r^P(x))^2} - \frac{2\eta_{h^Q}^*(x)}{r^P(x)} \right) \beta_{n^P}(x) + o_p((h^P)^2 + 1/\sqrt{n^P h^P}).$$

Proof. It follows from the property of kernel estimator and the Bahadur representation of $r^P(x)$ that

$$\begin{aligned} \eta_{h^Q}(x) &= \frac{\mathbb{E}[K_{h^Q}(X^Q - x)r^Q(X^Q)\widehat{r}^P(X^Q)]}{\mathbb{E}[K_{h^Q}(X^Q - x)(\widehat{r}^P(X^Q))^2]} \\ &= \frac{\mathbb{E}[K_{h^Q}(X^Q - x)r^Q(X^Q)(r^P(X^Q) + \beta_{n^P}(X^Q))]}{\mathbb{E}[K_{h^Q}(X^Q - x)(r^P(X^Q) + \beta_{n^P}(X^Q))^2]} + o_p((h^P)^2 + 1/\sqrt{n^P h^P}) \\ &= \frac{\mathbb{E}[K_{h^Q}(X^Q - x)r^Q(X^Q)r^P(X^Q)]}{\mathbb{E}[K_{h^Q}(X^Q - x)((r^P(X^Q))^2 + 2r^P(X^Q)\beta_{n^P}(X^Q) + o_p(\beta_{n^P}(X^Q))]} \\ &\quad + \frac{\mathbb{E}[K_{h^Q}(X^Q - x)r^Q(X^Q)\beta_{n^P}(X^Q)]}{\mathbb{E}[K_{h^Q}(X^Q - x)((r^P(X^Q))^2 + o_p(1))]} + o_p((h^P)^2 + 1/\sqrt{n^P h^P}) \\ &= \frac{\mathbb{E}[K_{h^Q}(X^Q - x)r^Q(X^Q)r^P(X^Q)]}{\mathbb{E}[K_{h^Q}(X^Q - x)(r^P(X^Q))^2]} \left(1 - \frac{2\mathbb{E}[K_{h^Q}(X^Q - x)r^P(X^Q)\beta_{n^P}(X^Q)]}{\mathbb{E}[K_{h^Q}(X^Q - x)((r^P(X^Q))^2]} \right) \\ &\quad + \frac{\mathbb{E}[K_{h^Q}(X^Q - x)r^Q(X^Q)\beta_{n^P}(X^Q)]}{\mathbb{E}[K_{h^Q}(X^Q - x)(r^P(X^Q))^2]} + o_p((h^P)^2 + 1/\sqrt{n^P h^P}) \\ &= \eta_{h^Q}^*(x) - \frac{2\eta_{h^Q}^*(x)}{r^P(x)}\beta_{n^P}(x) + \frac{r^Q(x)}{(r^P(x))^2}\beta_{n^P}(x) + o_p((h^P)^2 + 1/\sqrt{n^P h^P}). \end{aligned}$$

We then complete the proof. \square

Lemma S.8. Let $w_i^b(x) = \frac{K_{h^Q}(X_i^Q - x)Y_i^Q r^P(X_i^Q)}{n^Q \mathbb{E}[K_{h^Q}(X^Q - x)(r^P(X^Q))^2]}$. Then, under the conditions of Theorem S.1, we have

$$\begin{aligned} &r^P(x)(\widehat{\eta}(x) - \eta_{h^Q}(x)) \\ &= \sum_{i=1}^{n^Q} r^P(x) \left(Y_i^Q w_i^b(x) - \eta_{h^Q}^*(x) \right) + \frac{r^Q(x)}{r^P(x)}\beta_{n^P}(x) + o_p((h^P)^2 + 1/\sqrt{n^P h^P}). \end{aligned}$$

Proof. The proof is similar to that of Lemma S.4.

Proof of Theorem S.1. By Lemmas S.5-S.8 and the same method of proving Theorem 2.1, we can prove the theorem. \square

Proof of Corollary S.2. It is a direct result of Theorem S.1. \square

Proof of Corollary S.3. Under random design models, the full data estimator $\widehat{r}(x) = \frac{\sum_{i=1}^n Y_i K_h(X_i - x)}{\sum_{i=1}^n K_h(X_i - x)}$ with $(X_i, Y_i) \in D^P \cup D^Q$. Write

$$\begin{aligned} \sum_P &= \sum_{(X_i^P, Y_i^P) \in D^P} Y_i^P K_h(X_i^P - x), \quad \sum_Q = \sum_{(X_i^Q, Y_i^Q) \in D^Q} Y_i^Q K_h(X_i^Q - x), \\ \sum_P^* &= \sum_{(X_i^P, Y_i^P) \in D^P} K_h(X_i^P - x), \quad \sum_Q^* = \sum_{(X_i^Q, Y_i^Q) \in D^Q} K_h(X_i^Q - x). \end{aligned}$$

Then the full data estimator can be expressed as

$$\widehat{r}(x) = \frac{\sum_P + \sum_Q}{\sum_P^* + \sum_Q^*} = \frac{\sum_P}{\sum_P^* (1 + \sum_Q^* / \sum_P^*)} + \frac{\sum_Q}{\sum_Q^* (\sum_P^* / \sum_Q^* + 1)}.$$

By the above expression and the property of kernel estimation, we have

$$\widehat{r}(x) \rightarrow_p \frac{\tau_P \varphi^P(x)}{\tau_P \varphi^P(x) + (1 - \tau_P) \varphi^Q(x)} r^P(x) + \frac{(1 - \tau_P) \varphi^Q(x)}{\tau_P \varphi^P(x) + (1 - \tau_P) \varphi^Q(x)} r^Q(x).$$

It can be seen from the result above that the full data estimator $\widehat{r}(x)$ has a non-negligible asymptotic bias if $\tau_P \neq 0$ and $r^P(x) \neq r^Q(x)$ for $x \in (c_1, c_2)$. Specifically, the asymptotic bias is $\frac{\tau_P \varphi^P(x)}{\tau_P \varphi^P(x) + (1 - \tau_P) \varphi^Q(x)} r^P(x) + (1 - \frac{(1 - \tau_P) \varphi^Q(x)}{\tau_P \varphi^P(x) + (1 - \tau_P) \varphi^Q(x)}) r^Q(x)$, implying $\int_L^U \mathbb{B}^2[\widehat{r}(x)] dx \not\rightarrow 0$ if $\tau_P \neq 0$ and $r^P(x) \neq r^Q(x)$ for $x \in (c_1, c_2)$. In this case, $\mathbb{R}\mathbb{E}[\widehat{r}_b^Q, \widehat{r}(x)] \rightarrow \infty$.

Contrarily, if $r^P(x) = r^Q(x)$ for all x (i.e., model P and model Q are equal to each other), the asymptotic bias is ignorable due to the condition of under-smoothing. On the other hand, it is known that $\mathbb{V}[\widehat{r}(x)] = \frac{\sigma^2 \int_L^U K^2(t) dt}{nh\varphi(x)}$ asymptotically. This result and Theorem S.1 together imply the second result in Corollary S.3. \square

Proof of Theorem S.4. By the method of proving Theorem 2.5, we can prove the theorem. \square

Proof of Theorem 3.1. By the asymptotic property of parameter estimation, we have

$$\sqrt{n^P} \left(r^P(x, \widehat{\theta}) - r^P(x, \theta^0) \right) \xrightarrow{d} N \left(0, \sigma_P^2 (\mathbb{E}[\dot{r}^P(x, \theta^0)])^T \mathbb{V}^{-1}(\theta^0) \mathbb{E}[\dot{r}^P(x, \theta^0)] \right).$$

This, together with the method in the proofs of Theorem 2.1 and Theorem S.1, can prove the result of the theorem. \square

Proof of Corollary 3.2. It is a direct result of Theorem 3.1. \square

Proof of Theorem 3.3. Under semiparametric models, we have similar results as in Lemmas S.1-S.5. Note that the convergence rate of parametric estimation is faster than that of nonparametric one. Then, $\sqrt{n^Q h^Q} \left(r^P(x, \hat{\theta}) \hat{\alpha}(x) - r^Q(x) \right) = o_p(1)$. By this result and the same argument as used in the proof of Theorem 2.1, we have

$$\begin{aligned} & \sqrt{n^Q h^Q} \left(r^P(x, \hat{\theta}) \hat{\alpha}(x) - r^Q(x) \right) \\ &= \sqrt{n^Q h^Q} \left(\alpha_{h^Q}^*(x) (r^P(x, \hat{\theta}) - r^P(x, \theta^0)) \right) + \sqrt{n^Q h^Q} r^P(x, \theta^0) (\hat{\alpha}(x) - \alpha_{h^Q}^*(x)) + o_p(1) \\ &= \sqrt{n^Q h^Q} r^P(x, \theta^0) (\hat{\alpha}(x) - \alpha_{h^Q}^*(x)) + o_p(1), \end{aligned}$$

where $\alpha_{h^Q}^*(x) = \frac{\mathbb{E}[K_{h^Q}(X^Q - x) Y^Q r^P(X^Q, \theta^0)]}{\mathbb{E}[K_{h^Q}(X^Q - x) (r^P(X^Q, \theta^0))^2]}$. Then, we can prove that theorem. \square

1.5 The source-function weighted structure of the James-Stein estimator

As shown by (2.7), our estimator has a source-function weighted structure. In the following, we check if the James-Stein estimator also has the structure of “source-function weighting” in the scenario of transfer learning. Here we refer to the perspective of Stigler (1990) to find out this structure.

Consider a simple situation: a collection of independent measurements X_1, \dots, X_k is available, each measuring a different parameter θ_i , and each normally distributed $N(\theta_i, 1)$. We then write $X_i = \theta_i + \varepsilon_i$ with $\varepsilon_i \sim N(0, 1)$. The “ordinary” estimator of θ_i is $\hat{\theta}_i^0 = X_i$, and the James-Stein estimator is defined by

$$\hat{\theta}_i^{JS} = \left(1 - \frac{c}{S^2} \right) X_i,$$

where $S^2 = \sum_{i=1}^k X_i^2$, and the constant $0 < c < 2(k - 2)$. Note that “ordinary” $\hat{\theta}_i^0 = X_i$ is inadmissible if $k \geq 3$, because the the James-Stein estimator has uniformly

smaller risk for all θ_i , where the risk is defined as

$$\mathbb{R}(\boldsymbol{\theta}, \widehat{\boldsymbol{\theta}}) = \mathbb{E} \left[\sum_{i=1}^k (\widehat{\theta}_i - \theta_i)^2 \right]$$

with $\boldsymbol{\theta} = (\theta_1, \dots, \theta_k)^T$ and $\widehat{\boldsymbol{\theta}} = (\widehat{\theta}_1, \dots, \widehat{\theta}_k)^T$. For a simple proof and explanation, see Stigler (1990). This shows that although each θ_i is unrelated to (θ_j, X_j) for $j \neq i$, by the information of all the variables X_1, \dots, X_k , instead of single variable X_i , the James-Stein estimator is better than the “ordinary” estimator $\widehat{\theta}_i^0 = X_i$, which only uses the information of X_i .

Formally, the James-Stein estimator $\widehat{\theta}_i^{JS}$ is not of the form of “weighted sum” of some unrelated variables. However, the James-Stein estimator can be derived by this form, by considering θ_i as a random variable, and the class of regression estimators of $\mathbb{E}[\theta_i|X_i]$ that are linear in X_i with zero intercept as

$$\widehat{\theta}_i = bX_i, \quad i = 1, \dots, k.$$

For the above linear estimation, by minimizing the lost function

$$L(\boldsymbol{\theta}, \widehat{\boldsymbol{\theta}}) = \sum_{i=1}^k (\theta_i - \widehat{\theta}_i)^2,$$

we get the least squares estimator of b as

$$\widehat{\beta} = \frac{\sum_{i=1}^k \theta_i X_i}{\sum_{i=1}^k X_i^2} \quad (1.2)$$

if θ_i can be observed. Thus, the estimator $\widehat{\beta}$ is a “weighted sum of θ_i ” with weights X_i . But each θ_i is in fact unknown, we need to approximate the “estimator” $\widehat{\beta}$. We can estimate $\sum_{i=1}^k \theta_i X_i$ by $\sum_{i=1}^k X_i^2 - k$ because $X_i = \theta_i + \varepsilon_i$, and then $\sum_{i=1}^k \theta_i X_i$ and $\sum_{i=1}^k X_i^2 - k$ have the same conditional expectation $\sum_{i=1}^k \theta_i^2$, given θ_i . When $\sum_{i=1}^k \theta_i X_i$ is replaced by its estimation $\sum_{i=1}^k X_i^2 - k$, we have

$$\widehat{\theta}_i = \widehat{\theta}_i^{JS}, \quad i = 1, \dots, k.$$

Thus, the James-Stein estimator $\widehat{\theta}_i^{JS}$ has a hidden structure of weighted sum of θ_i with weights X_i .

In the scenario of transfer learning, the observation X_i can be thought of as a source, and the parameter θ_i can be regarded as a target. Thus, the estimator (1.2) is of the source-function weighted framework. In the case of transfer learning, however, the relationship $X_i = \theta_i + \varepsilon_i$ is not necessarily true. We then need some similarity conditions, for example, $\sum_{i=1}^k \mathbb{E}[X_i^2|\theta_i] - c = \sum_{i=1}^k \theta_i^2$ for some suitable constant $c > 0$, to guarantee

$$\widehat{\theta}_i \approx \widehat{\theta}_i^{JS}, \quad i = 1, \dots, k.$$

Particularly, when $0 < c < 2(k - 2)$, the following holds:

$$\widehat{\theta}_i = \widehat{\theta}_i^{JS}, \quad i = 1, \dots, k.$$

Thus, in the scenario of transfer learning, the James-Stein estimator $\widehat{\theta}_i^{JS}$ and the source-function weighted estimator $\widehat{\theta}_i$ have similar behavior and structure. This verifies that the James-Stein estimator has a hidden structure of source-function weighting.

2 Further Simulation

In this section, we show more simulation results. The proposed sw-TLE is further analysed for the identical source problem, the unrelated source problem (Fig. 5.1) and the multi-source problem (Fig. 5.2).

In the simulation, we consider separately two cases: $n^P = 500$ is fixed with varying n^Q and $n^Q = 50$ is fixed with varying n^P to show the influence of the data size. Our sw-TLE is compared with the following three methods:

- 1) The N-W regression. In the identical source problem it is denoted by F-NW as both the source data and target data are employed, while it is denoted by Q-NW in the other two situations in which only the target data is utilized.

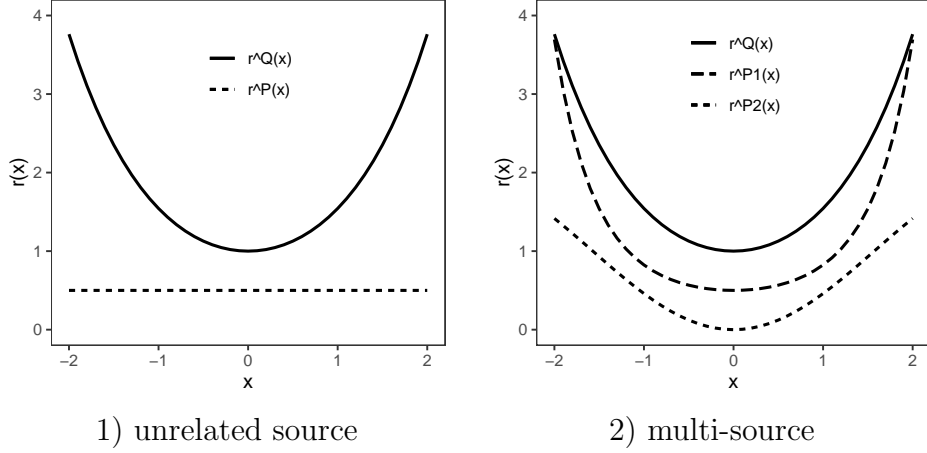


Figure 5: Function graphs: subfigure 1) and 2) are separately for the unrelated source problem and multi-source problem.

2) The simple average of the N-W estimator denoted by SA and defined by

$$\widehat{r}_{SA}^Q(x) = \frac{\sqrt{n^P h^P} \widehat{r}_{nw}^P(x) + \sqrt{n^Q h^Q} \widehat{r}_{nw}^Q(x)}{\sqrt{n^P h^P} + \sqrt{n^Q h^Q}},$$

where $\widehat{r}_{nw}^P(x)$ and $\widehat{r}_{nw}^Q(x)$ are the N-W estimators for P-model and Q-model, respectively.

3) The data-driven weighted average of the N-W estimator denoted by WA and defined by

$$\widehat{r}_{WA}^Q(x) = w^P \widehat{r}_{nw}^P(x) + w^Q \widehat{r}_{nw}^Q(x),$$

where w^P and w^Q are chosen by the criterion

$$(w^P, w^Q)^\top = \arg \min_{\substack{w^P + w^Q = 1 \\ w^P, w^Q \in [0, 1]}} \sum_{i=1}^{n^Q} (Y_i^Q - \widehat{r}_{WA(-i)}^Q(X_i^Q))^2$$

with $\widehat{r}_{WA(-i)}^Q(X_i^Q)$ being the leave-one-out version of the WA.

The estimation performance is measured with the mean integrated squared error (MISE) derived by 1000 replications. All the kernel estimators are constructed by the Gaussian kernel and the bandwidth is chosen by CV criterion defined in (2.9).

Table 2: The MISE of the sw-TLL, the F-NW, the SA and the WA in the identical source case with fixed $n^Q = 50$ varying n^P and fixed $n^P = 500$ varying n^Q .

n^Q	$n^P = 500, \text{ varying } n^Q$				n^P	$n^Q = 50, \text{ varying } n^P$			
	F-NW	sw-TLE	SA	WA		F-NW	sw-TLE	SA	WA
10	0.042	0.176	0.095	0.536	50	0.117	0.117	0.146	0.150
50	0.040	0.058	0.062	0.096	100	0.083	0.096	0.115	0.136
100	0.038	0.042	0.055	0.069	200	0.061	0.077	0.089	0.117
200	0.035	0.032	0.048	0.054	500	0.040	0.058	0.062	0.096
500	0.029	0.022	0.039	0.039	1000	0.029	0.047	0.046	0.086

2.1 Identical source problem

We first consider the case where the source model P and the target model Q are identical:

$$\text{Model } P : Y^P = \cosh(X^P) + \varepsilon^P,$$

$$\text{Model } Q : Y^Q = \cosh(X^Q) + \varepsilon^Q,$$

where independent random variables $X^P \sim U[-2, 2]$, $X^Q \sim U[-2, 2]$, $\varepsilon^P \sim N(0, 0.2^2)$ and $\varepsilon^Q \sim N(0, 0.2^2)$. In this example, the N-W regression utilizes all the data from P-model and Q-model, denoted as F-NW, as shown above. The MISE curves are given in Fig. 6 and the detailed simulation data can be found in Table 2. We have the following findings:

1. The MISE decreases with increased n^P or n^Q for all the methods.
2. Our sw-TLE is much better than the SA and the WA in the sense that MISE of sw-TLE estimation is significantly smaller than those of the SA and the WA.
3. Like the argument in Remark 2.4., our method is even better than the full data N-W regression when $P = Q$ and n^P/n^Q are not too large.

2.2 Unrelated source problem

Our method is of adaptability to the unrelated source models. Here we use an example to illustrate this characteristic. Consider the following completely different

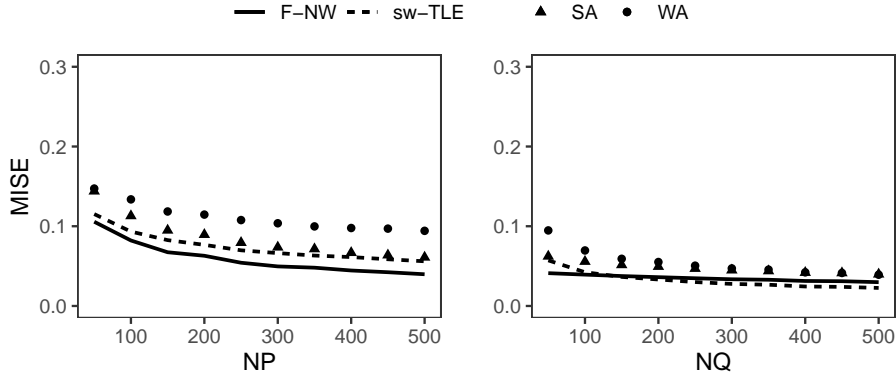


Figure 6: The MISE curves of the estimators in the identical source problem. In the left subfigure, $n^Q = 50$ is fixed with varying n^P . In the right subfigure, $n^P = 500$ is fixed with varying n^Q

models:

$$\text{Model } P : Y^P = 0.5 + \varepsilon^P,$$

$$\text{Model } Q : Y^Q = \cosh(X^Q) + \varepsilon^Q,$$

where independent random variables $X^P \sim U[-2, 2]$, $X^Q \sim U[-2, 2]$, $\varepsilon^P \sim N(0, 0.2^2)$ and $\varepsilon^Q \sim N(0, 0.2^2)$. In this example, the sw-TLE of $r^Q(x)$ is constructed by (2.13). The MISE curves are given in Fig. 7 and the detailed numerical results can be found in Table 3. We have the following findings:

1. The sw-TLE method works better than the WA because its MISE is smaller. The MISE of the SA is much larger than 1, see Table 3, implying that it does not suit for treating this type of problem.
2. When n^P/n^Q is not too large, the sw-TLE is better than the NW. The performance of the sw-TLE becomes worse when n^P/n^Q is too large.

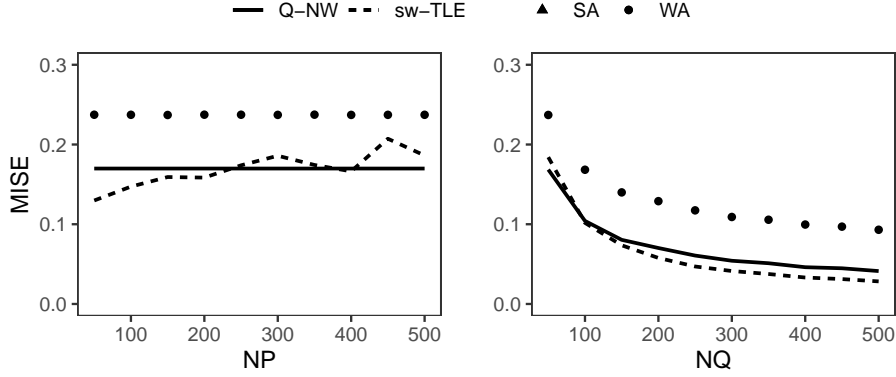


Figure 7: The MISE curves of the estimators in the unrelated source problem. In the left subfigure, $n^Q = 50$ is fixed with varying n^P ; in the right subfigure, $n^P = 500$ is fixed with varying n^Q . Note that the curves of MISE of Q-NW are beyond the realm of the figure.

Table 3: The MISE of the sw-TLL, the Q-NW, the SA and the WA in the identical source cases with fixed $n^Q = 50$ varying n^P and fixed $n^P = 500$ varying n^Q .

n^Q	$n^P = 500$, varying n^Q				n^P	$n^Q = 50$, varying n^P			
	Q-NW	sw-TLE	SA	WA		NW	sw-TLE	SA	WA
10	1.105	1.318	7.647	1.119	50	0.177	0.091	2.988	0.242
50	0.177	0.123	5.642	0.246	100	0.177	0.109	3.745	0.247
100	0.106	0.053	4.753	0.170	200	0.177	0.113	4.561	0.247
200	0.070	0.027	3.872	0.128	500	0.177	0.123	5.642	0.246
500	0.042	0.012	2.790	0.093	1000	0.177	0.145	6.429	0.245

2.3 Multi-source problem

Our method works well in the multi-source case. Set

$$\text{Model } P_1 : Y_1^P = 0.5 \exp\left(\frac{(X_1^P)^2}{2}\right) + \varepsilon_1^P,$$

$$\text{Model } P_2 : Y_2^P = 1 - \cos(X_2^P) + \varepsilon_2^P,$$

$$\text{Model } Q : Y^Q = \cosh(X^Q) + \varepsilon^Q,$$

where independent random variables $X_1^P \sim U[-2, 2]$, $X_2^P \sim U[-2, 2]$, $X^Q \sim U[-2, 2]$, $\varepsilon_1^P \sim N(0, 0.2^2)$, $\varepsilon_2^P \sim N(0, 0.2^2)$ and $\varepsilon^Q \sim N(0, 0.2^2)$. In multi-source problem, our method needs to choose the weights as in (1.1) by the criterion

$$(w_1, w_2)^\top = \arg \min_{\substack{w_1 + w_2 = 1 \\ w_1, w_2 \in [0, 1]}} \sum_{i=1}^{n^Q} (Y_i^Q - \hat{r}_b^Q(X_i^Q; w_1, w_2))^2,$$

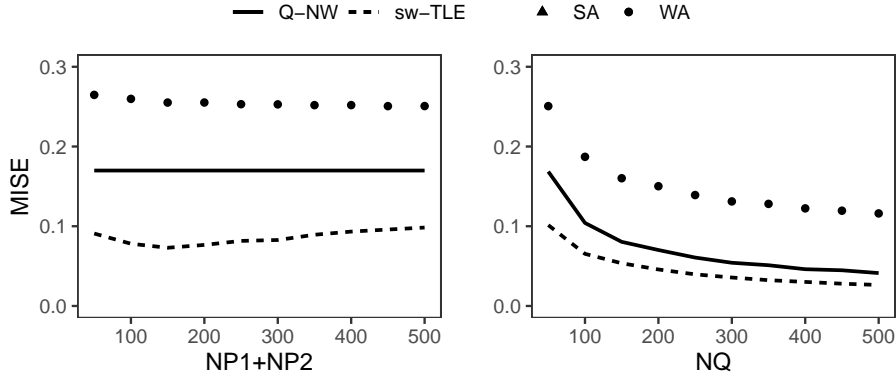


Figure 8: The MISE curves of the estimators in the multi-source problem. In the right subfigure, $n^P = 500$ is fixed with varying n^Q . Note that the curves of the MISE of Q-NW are beyond the realm of the figure.

where $\hat{r}_b^Q(x; w_1, w_2) = w_1 \hat{r}_1^P(x) \hat{\eta}_1(x) + w_2 \hat{r}_2^P(x) \hat{\eta}_2(x)$. The MISE curves with the same source data size are presented in Fig. 9. Other data settings with different size and the detailed simulation data can be found in Table 4. We have the following observations:

1. The sw-TLE method works better than the WA and the NW due to the smaller value of the MISE. The MISE of SA is significantly larger than 1, see Table 4, indicating that the SA does not suit for treating the unrelated multi-source problem.
2. As the increasing of n^Q , the performance of NW becomes better, closing to the sw-TLE.
3. The difference between sizes of two source data is influential in the performance of the sw-TLE, see Table 4.

Table 4: The MISE of the sw-TLL, the Q-NW, the SA and the WA in the similar source case with fixed $n^{P_1} + n^{P_2} = 500$ varying n^Q and fixed $n^Q = 50$ varying n^{P_1}, n^{P_2} .

$n^{P_1} = 100, n^{P_2} = 400$ varying n^Q					$n^Q = 50$, varying n^{P_1}, n^{P_2}				
n^Q	Q-NW	sw-TLE	SA	WA	n^{P_1}, n^{P_2}	NW	sw-TLE	SA	WA
10	1.050	0.412	4.041	0.954	10, 40	0.177	0.100	2.239	0.247
50	0.177	0.121	3.214	0.219	20, 80	0.177	0.098	2.477	0.234
100	0.106	0.086	2.824	0.161	40, 160	0.177	0.095	2.801	0.226
200	0.070	0.059	2.400	0.128	100, 400	0.177	0.033	3.214	0.219
500	0.042	0.035	1.848	0.100	200, 800	0.177	0.014	3.504	0.218
$n^{P_1} = 250, n^{P_2} = 250$ varying n^Q					$n^Q = 50$, varying n^{P_1}, n^{P_2}				
n^Q	Q-NW	sw-TLE	SA	WA	n^{P_1}, n^{P_2}	NW	sw-TLE	SA	WA
10	1.050	0.370	3.375	1.013	25, 25	0.177	0.080	1.856	0.233
50	0.177	0.099	2.705	0.234	50, 50	0.177	0.065	2.105	0.228
100	0.106	0.066	2.386	0.168	100, 100	0.177	0.062	2.365	0.221
200	0.070	0.044	2.043	0.131	250, 250	0.177	0.020	2.704	0.216
500	0.042	0.024	1.582	0.098	500, 500	0.177	0.010	2.934	0.216
$n^{P_1} = 400, n^{P_2} = 100$ varying n^Q					$n^Q = 50$, varying n^{P_1}, n^{P_2}				
n^Q	Q-NW	sw-TLE	SA	WA	n^{P_1}, n^{P_2}	NW	sw-TLE	SA	WA
10	1.050	0.158	2.723	0.947	40, 10	0.177	0.081	1.516	0.235
50	0.177	0.043	2.157	0.215	80, 20	0.177	0.052	1.685	0.228
100	0.106	0.031	1.897	0.158	160, 40	0.177	0.040	2.412	0.619
200	0.070	0.022	1.615	0.125	400, 100	0.177	0.013	2.157	0.215
500	0.042	0.014	1.242	0.098	800, 200	0.177	0.007	2.346	0.215

3 Some details of numerical studies in main text

Here, we give the MISE tables of estimations in the similar source problem mentioned in Section 4.1 and the data figure for Section 4.3.

Table 5: The MISE of the sw-TLL, the Q-NW, the SA and the WA in the similar source case with fixed $n^P = 500$ and varying n^Q .

$b = 1$										
n^Q	Q-NW	sw-TLE	$a = 1$ SA	WA	sw-TLE	$a = 2$ SA	WA	sw-TLE	$a = 3$ SA	WA
10	1.050	0.120	1.029	0.766	0.173	6.633	0.889	0.485	17.845	0.898
50	0.177	0.072	0.794	0.138	0.074	5.014	0.156	0.077	13.429	0.185
100	0.106	0.041	0.665	0.084	0.041	4.205	0.097	0.042	11.268	0.128
200	0.070	0.023	0.540	0.057	0.024	3.409	0.069	0.024	9.139	0.102
500	0.042	0.011	0.388	0.035	0.011	2.442	0.049	0.012	6.546	0.084
$b = 2$										
n^Q	Q-NW	sw-TLE	$a = 1$ SA	WA	sw-TLE	$a = 2$ SA	WA	sw-TLE	$a = 3$ SA	WA
10	1.050	0.175	16.067	0.785	0.193	29.415	0.804	0.109	48.372	0.839
50	0.177	0.070	12.131	0.134	0.073	22.145	0.171	0.071	36.353	0.229
100	0.106	0.040	10.175	0.088	0.041	18.581	0.127	0.040	30.511	0.186
200	0.070	0.023	8.247	0.069	0.023	15.065	0.110	0.023	24.745	0.171
500	0.042	0.011	5.901	0.058	0.011	10.786	0.101	0.011	17.721	0.164
$b = 3$										
n^Q	Q-NW	sw-TLE	$a = 1$ SA	WA	sw-TLE	$a = 2$ SA	WA	sw-TLE	$a = 3$ SA	WA
10	1.050	0.331	49.585	0.743	0.387	70.678	0.785	0.390	97.380	0.848
50	0.177	0.064	37.296	0.189	0.061	53.102	0.254	0.065	73.104	0.340
100	0.106	0.036	31.297	0.157	0.039	44.569	0.224	0.037	61.366	0.311
200	0.070	0.023	25.379	0.149	0.023	36.148	0.218	0.023	49.777	0.307
500	0.042	0.011	18.173	0.149	0.011	25.889	0.220	0.011	35.655	0.312

Table 6: The MISE of the sw-TLL, the Q-NW, the SA and the WA in the similar source case with fixed $n^Q = 50$ and varying n^P .

$b = 1$										
n^P	Q-NW	sw-TLE	$a = 1$ SA	WA	sw-TLE	$a = 2$ SA	WA	sw-TLE	$a = 3$ SA	WA
50	0.177	0.082	0.388	0.035	0.084	2.442	0.049	0.085	6.546	0.084
100	0.177	0.078	0.470	0.144	0.079	3.077	0.161	0.082	8.339	0.190
200	0.177	0.074	0.594	0.140	0.076	3.879	0.154	0.079	10.473	0.182
500	0.177	0.072	0.794	0.138	0.074	5.014	0.156	0.077	13.429	0.185
1000	0.177	0.070	0.947	0.135	0.072	5.845	0.154	0.076	15.582	0.184
$b = 2$										
n^P	Q-NW	sw-TLE	$a = 1$ SA	WA	sw-TLE	$a = 2$ SA	WA	sw-TLE	$a = 3$ SA	WA
50	0.177	0.084	5.213	0.139	0.084	9.983	0.175	0.086	16.804	0.232
100	0.177	0.078	7.085	0.139	0.076	13.326	0.176	0.079	22.222	0.233
200	0.177	0.075	9.174	0.132	0.074	17.009	0.167	0.075	28.152	0.223
500	0.177	0.072	12.131	0.134	0.072	22.145	0.171	0.073	36.353	0.229
1000	0.177	0.070	14.326	0.132	0.071	25.921	0.169	0.071	42.356	0.227
$b = 3$										
n^P	Q-NW	sw-TLE	$a = 1$ SA	WA	sw-TLE	$a = 2$ SA	WA	sw-TLE	$a = 3$ SA	WA
50	0.177	0.086	16.351	0.191	0.085	23.912	0.255	0.087	33.523	0.340
100	0.177	0.084	22.082	0.191	0.083	31.958	0.256	0.085	44.487	0.341
200	0.177	0.081	28.427	0.182	0.081	40.812	0.246	0.080	56.506	0.330
500	0.177	0.080	37.296	0.189	0.080	53.102	0.254	0.078	73.104	0.340
1000	0.177	0.079	43.850	0.187	0.079	62.143	0.252	0.078	85.275	0.338

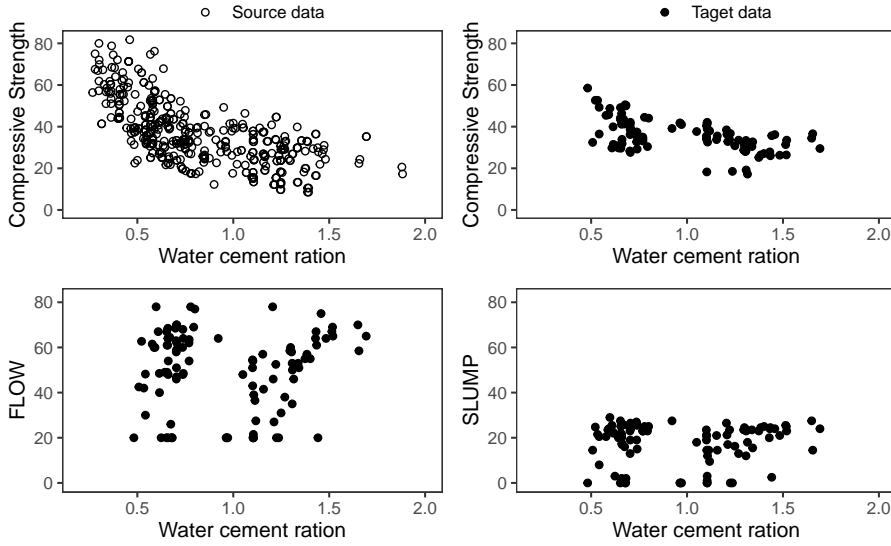


Figure 9: The real data sets used in Section 4.3.