

Edge coalitions in graphs

Doost Ali Mojdeh^{a*}, Iman Masoumi^{b†}

^aDepartment of Mathematics, Faculty of Mathematical Sciences
University of Mazandaran, Babolsar, Iran
email: damojdeh@umz.ac.ir

^bDepartment of Mathematics, University of Tafresh
Tafresh, Iran
email: i.masoumi@yahoo.com

Abstract

An edge coalition in a graph $G = (V, E)$ consists of two disjoint sets of edges E_1 and E_2 , neither of which is an edge dominating set but whose union $E_1 \cup E_2$ is an edge dominating set. An edge coalition partition in a graph G of order $n = |V|$ and size m is an edge partition $\pi = \{E_1, \dots, E_k\}$ so that every set E_i of π either is a singleton edge dominating set, or is not an edge dominating set but forms an edge coalition with another set E_j which is not an edge dominating set. In this paper we introduce the concept of edge coalition and show that there exists edge coalition for some graphs and trees. The graphs G with small and size number of edge coalition are characterized. Finally, coalition graphs of special graphs are studied.

Keywords: Edge coalition, edge coalition partition, dominating sets, edge dominating sets.

MSC 2010: 05C69.

1 Introduction and preliminaries

Often, community problems or issues are too large and complex for any agency or organization to tackle. In these circumstances, putting together a coalition of groups and individuals can be an effective strategy for changing the programs and policies in schools, business, government, and other relevant sectors that are needed to solve the problem or achieve the goal. For example, Iran's nuclear case in the International Atomic Energy Agency, which a coalition of several major countries of the world have come together to resolve. Or as another example, coalition voting (CV) is a voting procedure for electing a parliament and choosing a governing coalition under a party-list system of proportional representation (PR). Under CV, voters cast two different kinds of votes:

*Corresponding author

†Corresponding author

1. A party vote, divided equally among all parties the voter approves of, which determines the seat shares of the parties in parliament.
2. A coalition vote for all coalitions of parties that are acceptable because they include all parties that the voter designates Y (“yes”) and exclude all parties that the voter designates N (“no”).

The majority coalition acceptable to the most voters and that has no superfluous parties becomes governing, provided that the parties it comprises agree.’ Although coalitions typically involve agreements between more than two political parties, we will only model situations in which coalitions are formed by two groups. This suggests the following graph theory model.

In this paper, we will consider edge coalitions involving edge dominating sets in graphs and note that our definition can be extended to sets with other properties.

A set $S \subseteq V$ is a dominating set of a graph G if every vertex in $V - S$ is adjacent to at least one vertex in S . An edge-dominating set in G is a subset D of the edge set $E(G)$ of G with the property that for each edge $e \in E(G) - D$ there exists at least one $e \in D$ adjacent to e [8].

In [1], Haynes et al. defined the concept of coalition and then studied some properties on the related parameter in [2, 3, 4]. We are going to study the properties of edge coalition.

Definition 1.1. Let $G = (V, E)$ be a graph. An edge coalition in a graph G consists of two disjoint sets of edges E_1 and E_2 , neither of which is an edge dominating set but whose union $E_1 \cup E_2$ is an edge dominating set. We say the sets E_1 and E_2 form an edge coalition, and are edge coalition partners.

Definition 1.2. An edge coalition partition, henceforth called an *ec*-partition, in a graph G is an edge partition $\pi = \{E_1, \dots, E_k\}$ such that every set E_i of π is either a singleton edge dominating set, or is not an edge dominating set but forms an edge coalition with another set E_j in π . The edge coalition number $EC(G)$ equals the maximum order k of an *ec*-partition of G , and an *ec*-partition of G having order $EC(G)$ is called an $EC(G)$ -partition.

Definition 1.3. Let G be a graph of size m with edge set $E = \{e_1, e_2, \dots, e_m\}$. The singleton partition, denoted π_1 , of G is the partition of E into m singleton sets, that is, $\pi_1 = \{\{e_1\}, \{e_2\}, \dots, \{e_m\}\}$.

Definition 1.4. Given an *ec*-partition $\pi = \{E_1, E_2, \dots, E_k\}$ of order k of a graph $G = (V, E)$. The edge coalition graph $ECG(G, \pi)$ is the graph whose k vertices correspond one-to-one with the sets of π , and two vertices are adjacent in $ECG(G, \pi)$ if and only if their corresponding sets E_i and E_j form an edge coalition in G .

Note that in Definition 1.4, we abuse notation slightly by letting E_i represent both a set in π and a vertex in $ECG(G, \pi)$. For simplicity, we will continue this throughout the paper, depending on context to make it clear. Note also that for any graph G and an $EC(G)$ -partition π , there will be a corresponding edge coalition graph $ECG(G, \pi)$ having $EC(G)$ vertices.

In this paper, we introduce the concept of edge coalition and study its properties which has been verified in current section. We establish the existence of $EC(G)$ for any graph G and investigate $EC(G)$ for custom graphs in Section 2. We obtain the sharp bound of $EC(G)$ for any graph G and determine the graphs G having small $EC(G)$ in Section 3. The family of graphs with equality $EC(G)$ and the size of G are characterised in Section 4. The edge coalition graph $ECG(G, \pi)$ of some special graphs are studied in Section 5. Finally, we conclude with areas for future research in Section 6.

Numerous articles in mathematics and computer science have been done on partitioning the edge set of graphs into subsets with some specific properties [6]. For example, a proper edge coloring which is a partition of the edge set into independent sets, an edge domatic partition which is a partition of the edge set into edge dominating sets and matching partition which is a partition of the edge set into perfect matching. Formally, An edge-domatic partition of G is a partition of $E(G)$, all of whose classes are edge-dominating sets in G . The maximum number of classes of an edge-domatic partition of G is called the edge-domatic number of G and denoted by $ed(G)$. Note that the edge-domatic number of G is equal to the domatic number of the line-graph of G [8]. Before discussing more on edge coalition partitions, we give some additional terminology. The open neighborhood of an edge e is the set $N(e) = \{f \in E(G) | f \text{ is adjacent with } e \text{ or } f \text{ and } e \text{ have common vertex}\}$. Each edge $f \in N(e)$ is called a neighbor of e , and $|N(e)|$ is called the edge degree of e , denoted $deg(e)$. In a graph G of size m , an edge e of degree $m - 1$ is called a full edge. A subset E_i is called a singleton set if $|E_i| = 1$ or a non-singleton set if $|E_i| \geq 2$. We note that for a graph G , any full edge forms a singleton edge dominating set. For a set S of edges, we denote the subgraph induced by S by $G[S]$. A matching M in G is a set of pairwise non-adjacent edges, none of which are loops; that is, no two edges share common vertices. A maximum matching is a matching that contains the largest possible number of edges. There may be many maximum matchings in a graph. The matching number $\nu(G)$ of a graph G is the size of a maximum matching [7].

Note that if G has no full edges, then no set E_i in an ec -partition is an edge dominating set, hence must form an edge coalition with another set E_j in the partition.

A few examples will be helpful at this point. Consider first the path $P_6 = (e_1, e_2, e_3, e_4, e_5)$. The partition $\pi = \{\{e_1, e_5\}, \{e_2\}, \{e_3\}, \{e_4\}\}$ is an ec -partition of P_6 . No set of π is an edge dominating set, but $\{e_1, e_5\}$ and $\{e_2\}$ form an edge coalition; $\{e_3\}$ and $\{e_1, e_5\}$ form an edge coalition; and $\{e_4\}$ and $\{e_1, e_5\}$ form an edge coalition. Thus, every set forms an edge coalition with at least one other set. To show that this is also an $EC(P_6)$ -partition, we note that any larger partition of $E(P_6)$ would necessarily be of order 5 with each edge residing in a singleton set (that is called the singleton edge partition of P_6). But we know that no edge dominating set of P_6 contains the edge e_3 and one other edge, thus, the singleton edge partition of P_6 is not an ec -partition. Therefore, $EC(P_6) = 4$ and π is an $EC(P_6)$ -partition.

Consider next the cycle $C_5 = (e_1, e_2, e_3, e_4, e_5, e_1)$. It is easy to see that the singleton edge partition π_1 of C_5 is an $EC(C_5)$ -partition. Therefore, $EC(C_5) = 5$.

2 Existence of $EC(G)$ and custom graphs

In this section, we want to show that there exists an $EC(G)$ for any graph G , and then we obtain the exact value of the $EC(G)$ for some custom graphs.

2.1 Existence

Theorem 2.1. *Every graph G has an ec -partition.*

Proof. Firstly, note that the edge-domatic number of G is equal to the domatic number of the line-graph of G . So it can be assumed $\pi = \{E_1, \dots, E_k\}$ be an edge-domatic partition of a graph G where $k = ed(G)$. If each member of partition π is singleton edge-dominating set, clearly π is an ec -partition of graph G . So without loss of generality, it can be assumed that there is an index $1 \leq t \leq k$ such that for any $1 \leq i \leq t$, the sets E_i s are non-singleton edge-dominating set. Now we can assume that for any $1 \leq i \leq t-1$ the sets E_i are minimal edge-dominating set of G ; if any set E_i , for $1 \leq i \leq t-1$, is not a minimal edge-dominating set, let $E'_i \subset E_i$ be minimal edge-dominating sets contained in E_i , then we add the edges $\cup_{i=1}^{t-1} (E_i - E'_i)$ to E_t and we call the new set A_t . Notice that any partition of a non-singleton, minimal edge-dominating set into two non-empty sets creates two non-edge-dominating sets whose union forms an edge coalition. Therefore, we can partition non-singleton set E'_i into two sets $E'_{i,1}, E'_{i,2}$, which form the edge coalition. Now we put $\pi' = \{A_t\} \cup (\cup_{i=1}^{t-1} \{E'_{i,1}, E'_{i,2}\}) \cup \cup_{i=t+1}^k \{E_i\}$. Now consider the edge dominating set A_t . We can assume that A_t is not a minimal edge-dominating set and let A'_t be a minimal edge-dominating set contained in A_t . Break up $A'_t = A'_{t,1} \cup A'_{t,2}$ into two non-empty, non-edge-dominating sets, which together form an edge coalition, and add $A'_{t,1}, A'_{t,2}$ to π' . On the other hand, let $B_t = A_t - A'_t$, it follows that B_t is not an edge dominating set, otherwise, there are $k+1$ disjoint edge dominating sets in G , a contradiction, since $k = ed(G)$. If B_t forms an edge coalition with a non-edge-dominating set, then adding B_t to π' we have an ec -partition of G of order at least $k+2 > ed(G)$. However, if B_t does not form an edge coalition with any set in π' then remove $A'_{t,2}$ from π' and add the set $A'_{t,2} \cup B_t$ to π' , thereby creating an ec -partition of G of order at least $k+1 > ed(G)$. Thus the result observed. \square

As a prompt results from the proof of Theorem 2.1, we deduce.

Corollary 2.2. *For any connected graph $G = (V, E)$ with $|V| = n$ and $|E| = m$, we have $1 \leq EC(G) \leq m \leq \frac{n(n-1)}{2}$.*

Proposition 2.3. *For any connected graph G with $n \geq 2$, $EC(G) = \frac{n(n-1)}{2}$ if and only if $G \in \{K_2, K_3, K_4, K_5\}$.*

Proof. Clearly, the singleton edge partition of the complete graph K_n for $n = 2, 3, 4, 5$ is an $EC(K_n)$ -partition and so we have $EC(K_n) = \frac{n(n-1)}{2}$. Conversely, if $EC(G) = \frac{n(n-1)}{2}$, then G has the singleton edge partition. On the other hand, since the maximum number of edges in each connected graph G of order n is $\frac{n(n-1)}{2}$, we conclude $G \simeq K_n$. Now we provide that $2 \leq n \leq 5$. Let e_1 and e_2 be two edges. Then $\{e_1, e_2\}$ edge dominates at most $4n - 10$ edges. On the other hand, it is easy to see that $4n - 10 < \frac{n(n-1)}{2}$ if and only if $n \geq 6$. Thus for $n \geq 6$, G has no the singleton edge partition. \square

Note that the graph K_2 is the only graph which attains the lower bound of Corollary 2.2, while the complete graphs K_n for $n \in \{2, 3, 4, 5\}$ attain the upper bound.

Proposition 2.4. *For the complete bipartite graph $K_{r,s}$ for $2 \leq r \leq s$, we have $EC(K_{r,s}) = 2s$.*

Proof. Suppose that the vertices in the partite set with r elements are denoted by a^1, a^2, \dots, a^r respectively. Now, corresponding to each of r vertices, we will have s edges whose corresponding sets are: $\{a_1^1, a_2^1, \dots, a_s^1\}$, $\{a_1^2, a_2^2, \dots, a_s^2\}$, \dots , $\{a_1^r, a_2^r, \dots, a_s^r\}$. We consider $\pi = \{X_1, X_2, \dots, X_s\}$ where $X_i = \{a_i^1, a_i^2, \dots, a_i^{r-1}, a_i^r\}$. It is not hard to see that, any $X_i \in \pi$ is a minimal edge dominating set of $K_{r,s}$. On the other hand, since $r \geq 2$ any singleton edge is not an edge dominating set. Therefore, by dividing each X_i into two non empty sets, an ec -partition for $K_{r,s}$ will be obtained. Thus, $EC(K_{r,s}) = 2s$. \square

2.2 Edges coalitions for stars, double stars, paths and cycles

In this subsection we will determine the edge coalition numbers of all stars, double stars, paths and cycles.

Since any edge of a star $K_{1,n}$ is a singleton edge dominating set, we have.

Proposition 2.5. *For any star $K_{1,n}$, $EC(K_{1,n}) = n$.*

Let $S_{p,q}$ be double star with two support vertices a, b , whose leaves v_1, v_2, \dots, v_p and u_1, u_2, \dots, u_q respectively. Then the edge ab is a singleton edge dominating set and any set $\{av_i, bu_j\}$ is an edge dominating set. Therefore we have.

Proposition 2.6. *For any double star $S_{p,q}$, $EC(S_{p,q}) = p + q + 1$ with EC -coalition set $\pi = \{\{ab\}, \{av_1\}, \dots, \{av_p\}, \{bu_1\}, \dots, \{bu_q\}\}$.*

To aid in our discussion on paths, we have the following which needs for the next results.

Theorem 2.7. *Let G be a graph with maximum degree $\Delta(G) \geq 2$, and let π be an $EC(G)$ -partition. If $X \in \pi$, then X is in at most $2\Delta(G) - 1$ edge coalitions.*

Proof. Let π be an $EC(G)$ -partition and $X \in \pi$. If X is an edge-dominating set, then it is a singleton set and is in no edge coalition. Thus, we may assume that X does not edge dominate G . Let e be an edge that is not edge dominated by X . It is well known, every set of π which is formed an edge coalition with X must edge dominate e , that is, it must contain an edge in $N[e]$. Now we suppose that $e = ab$ where $a, b \in V(G)$. Hence, there are at most $|N[e]| = \deg(e) + 1 = \deg(a) + \deg(b) - 2 + 1 \leq 2\Delta(G) - 1$ sets in π which may be in an edge coalition with X . \square

In order to determine the edge coalition numbers of all paths, we first show that the coalition number of any path is at most 5.

Proposition 2.8. *For any path P_n , $EC(P_n) \leq 5$.*

Proof. Let the path $P_n = (e_1, \dots, e_{n-1})$. Suppose that $\pi = \{E_1, E_2, E_3, \dots, E_k\}$ be an $EC(P_n)$ -partition. Every set in π that does not contain either e_1 or e_2 must be in an edge coalition with a set containing either e_1 or e_2 . If e_1 and e_2 are in the same set of π , then Theorem 2.7 implies $EC(P_n) \leq 2\Delta(P_n) - 1 + 1 = 2\Delta(P_n) \leq 4$. Thus, assume that e_1 and e_2 are in different sets of π . Without loss of generality, let $e_1 \in E_1$ and $e_2 \in E_2$. Now each of E_1 and E_2 is in an edge coalition with at most $2\Delta(P_n) - 1 = 3$ sets. If E_1 and E_2 form an edge coalition, then $EC(P_n) \leq 5$ since for example E_1 can be in at most three edge sets coalitions, while E_2 can be in at most two edge sets coalitions. Hence, we may assume that E_1 and E_2 are not edge coalition partners. Let without loss of generality, e_i be an edge which is not edge dominated by $E_1 \cup E_2$.

Suppose that $k \geq 6$. We may assume that E_1 is in an edge coalition with each of E_3, E_4 , and E_5 , while E_2 is in an edge coalition with each of E_6 and may be another set. Then, without loss of generality, let $e_{i-1} \in E_3$, $e_i \in E_4$, and $e_{i+1} \in E_5$. But $E_2 \cup X$ where $X \notin \{E_3, E_4, E_5\}$ cannot edge dominate e_i . Therefore E_1 or E_2 forms an edge coalition with the set E_i in $\{E_3, E_4, E_5\}$. \square

Example 2.9. For example consider the path $P_{13} = (e_1, e_2, e_3, e_4, e_5, e_6, e_7, e_8, e_9, e_{10}, e_{11}, e_{12})$ which creates the partition $\pi = \{E_1 = \{e_1, e_3, e_9, e_{11}\}, E_2 = \{e_2, e_4, e_8, e_{10}, e_{12}\}, E_3 = \{e_5\}, E_4 = \{e_6\}, E_5 = \{e_7\}\}$. Then we label the edges with labeling $(1, 2, 1, 2, 3, 4, 5, 2, 1, 2, 1, 2)$ respectively, where the edges labeled with i are in E_i . To see that π is an ec -partition of P_{13} , note that no set of π is an edge dominating set, but E_1 with E_4 ; E_2 with E_3 ; and E_2 with E_5 form an edge coalitions.

Proposition 2.10. For any $n \geq 3$, $EC(C_n) \leq 6$.

Proof. With a similar argument to the Proposition 2.8, the result is observed. \square

3 Bounds on $EC(G)$ and small $EC(G)$

In this section we bounds of edge coalition of a graph and characterise the graph G which has $EC(G) \in \{1, 2\}$.

3.1 Bounds on $EC(G)$

The following have simple proofs and is left.

Observation 3.1. If G is a graph with no isolated edges and no full edges, then $3 \leq 2ed(G) - 1 \leq EC(G)$.

Observation 3.2. If $G \neq K_n$ is a graph of order n with k vertices of degree $n-1$, then $\frac{k(n-1)}{2} + 1 \leq EC(G)$. This bound is sharp.

Proof. Let v_i ($1 \leq i \leq k$) be the vertices of degree $n-1$. Let $v_i v_j$, $1 \leq j \leq n$ and $j \neq i$ be the edges are incident to v_i for $1 \leq i \leq k$. Assume that $A = E(G) \setminus \cup_{i=1}^k (\cup_{j=1}^n (j \neq i) \{v_i v_j\})$. Then, the set $A \cup \{v_i v_j\}$ for $1 \leq i \leq k$ and $1 \leq j \leq n$ with $j \neq i$ forms an ec -coalition. Although there maybe some iteration edges in the set $\{\{v_i v_j\}, 1 \leq i \leq k, 1 \leq j \leq n, j \neq i\}$. Then $\frac{k(n-1)}{2} + 1 \leq EC(G)$. For seeing the sharpness, consider the path P_3 , since $EC(P_3) = 2 = \frac{1(3-1)}{2} + 1$. \square

Theorem 3.3. *If G is a graph with no full edge and minimum degree $\delta(G) \geq 1$, then $1 + \delta(G) \leq EC(G)$.*

Proof. Let G be a graph of order n with $1 \leq \delta(G) \leq n - 2$ and let v be a vertex of G having degree $1 \leq \delta(G) = k$. Let $N_E(v) = \{e_1, e_2, \dots, e_k\}$ be the set of edges on vertex v . Since G has no full edge, $E(G) - N[e_1] \neq \emptyset$. We form a partition π of the edges of G as follows: $E_i = \{e_i\}$, for $1 \leq i \leq k$ and $E_{k+1} = E(G) - N[e_1]$. To see that π is an ec -partition of G , note that E_{k+1} does not edge dominate e_1 , and since G has no full edge, no singleton set edge dominates G . Hence, no set in π is an edge-dominating set of G . Partition the edges in $N[e_1]$ into two sets, say $N_1[e_1]$ and $N_2[e_1]$ such that the edges in $N_1[e_1]$ have no neighbors in $E(G) - N[e_1]$ while the edges in $N_2[e_1]$ have at least one neighbor in $E(G) - N[e_1]$. The set $N_1[e_1]$ is non-empty since $e_1 \in N_1[e_1]$. Any other edges $f \in N_1[e_1]$ must have $\deg(f) \geq \deg(e_1) = \delta(G)$ and since f has no neighbors in $E(G) - N[e_1]$, it must be the case that $\deg(f) = \deg(e_1)$ and $N[f] = N[e_1]$. Thus, every edge in $N_1[e_1]$ edge dominates $N[e_1]$ and every edge in $N_2[e_1]$ edge dominates $N_1[e_1]$, while $E(G) - N[e_1]$ edge dominates $N_2[e_1]$. That is, $(E(G) - N[e_1]) \cup \{f\}$ is an edge-dominating set of G for all $f \in N_1[e_1] \cup N_2[e_1] = N[e_1]$. It follows, therefore, that every set E_i , for $1 \leq i \leq k$, is an edge coalition partner of E_{k+1} and so π is an ec -partition of G having order $k + 1 = \delta(G) + 1$. \square

3.2 Graphs G with small $EC(G)$

we study the graph G with $EC(G) \in \{1, 2\}$

Theorem 3.4. *Let G be a connected graph. Then*

1. $EC(G) = 1$ if and only if $G = K_2$.
2. $EC(G) = 2$ if and only if $G \in \{P_3, \overline{C_4}\}$.

Proof. (1) It is straightforward.

(2) If $G = \overline{C_4}$ or $G = P_3$, then clearly edge singleton sets will form the edge coalition partition of graph G and so we have $EC(G) = 2$. Conversely, assume that $EC(G) = 2$. By (1), G must have order $n \geq 3$. If G has three or four vertices, then $G = P_3$ or $G = \overline{C_4}$ respectively, because of any graph with at least four vertices other than $G = \overline{C_4}$ has an ec -coalition with three sets. Thus the result holds. \square

Theorem 3.5. *Let G be a connected graph. Then $EC(G) = 3$ if and only if $G \in \{K_3, P_4, K_{1,3}\}$.*

Proof. If $G = K_3$ or $G = P_4$ or $G = K_{1,3}$, then clearly, singleton edge partition will be edge coalition partition of graph G and so $EC(G) = 3$. Conversely, if $EC(G) = 3$ and $P_t = e_1 e_2 \dots e_t$ where $e_1, \dots, e_t \in E(G)$ be a longest path in G , then we claim that $t \leq 3$. Let $A = E(G) - \{e_1, e_2, e_3, e_4\}$, $X = \{\{e_1\} \cup A, \{e_2\}, \{e_3\}, \{e_4\}\}$ be an edge partition of G . Contradictory, $t \not\leq 3$ we have two following situations. (1) $t \geq 5$, (2) $t = 4$.

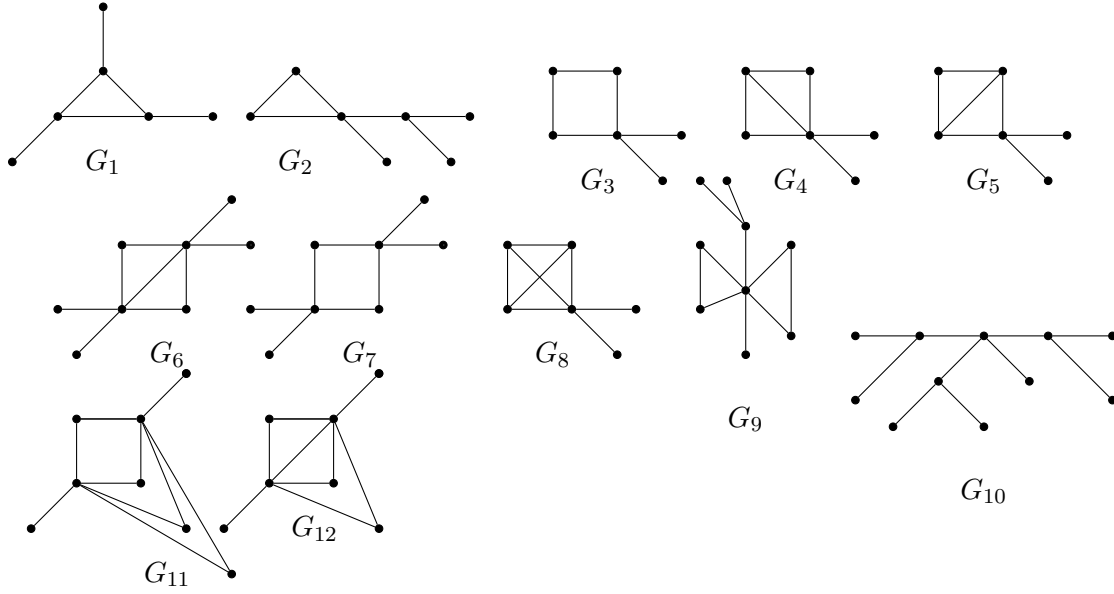
For (1), $t \geq 5$, then none of the sets $\{e_2\}, \{e_3\}$ and $\{e_4\}$ is not singleton edge-dominating set in G . If the set $\{e_1\} \cup A$ is not edge-dominating set in G , then $EC(G) \geq 4$, a contradiction. Let A dominates $\{e_3\}$. Then $\{e_1\} \cup A$ is an edge dominating set. Suppose that B is a subset of A such that each edge in B is adjacent to e_3 . Consider the edge partition $X = \{(A - B) \cup \{e_1, e_5\}, \{e_3\}, B, \{e_2, e_4\}\}$. If $\{e_2, e_4\}$ is not edge dominating set, then X is an

EC -partition, since each of $\{e_3\}$, $\{e_2, e_4\}$ and B form an edge coalition with $(A - B) \cup \{e_1, e_5\}$ respectively. Let $\{e_2, e_4\}$ be an edge dominating set. Then the edge partition $X = \{(A - B) \cup \{e_1, e_5\}, \{e_3\}, B, \{e_2\}, \{e_4\}\}$ is an EC -partition. Thus, we have reached a contradiction in both cases because we have $EC(G) \geq 4$.

For (2), $t = 4$, then we make use of family Ω depicted as follows, so as to give the characterization of all connected graphs for which $t = 4$.

- (1) The cycle graph C_5 with at most 5 chords.
- (2) Graphs G obtained from C_3 by coinciding the center of two stars to at least two vertices of C_3 . Or Graphs G obtained from C_3 by coinciding one center of double star $S_{p,q}$ to one vertex of C_3 , like G_1 and G_2 . Or Graphs G obtained from C_3 by coinciding the one leaf of at least one star to exact one vertex of C_3 .
- (3) The graphs G obtained from cycle $C_4 = abcd$ by coinciding the center of one star $K_{1,n}$ to one of vertices of C_4 or only by coinciding the centers of two stars $K_{1,m}, K_{1,n}$ to the only two vertices a, c or b, d of C_4 , like G_3 and G_7 .
- (4) The graphs G obtained from $K_4 - e$ with four vertices x, y, z, t and edge set $\{xy, yz, zt, tx, xz\}$ by coinciding the center of one star $K_{1,n}$ to one of the vertices of $K_4 - e$ or only by coinciding the centers of two stars $K_{1,m}, K_{1,n}$ to the two vertices x, z , like G_4, G_5 and G_6 .
- (5) Graphs G obtained from at least two C_3 with a common vertex by coinciding the center of the star $K_{1,n}$ to this common vertex and by coinciding the one leaf of at least one star $K_{1,m}$ to this common vertex, like G_9 .
- (6) The graphs G obtained from K_4 by coinciding the center of a star $K_{1,n}$ to only one of the vertices of K_4 , like G_8 .
- (7) The graphs G obtained from $m \geq 3$ stars K_{1,n_i} , ($1 \leq i \leq m$) by coinciding the one leaf of each $m - 1$ stars K_{1,n_i} and the center of another star, like G_{10} .
- (8) The graph G obtained from cycle $C_4 = abcd$ by coinciding the centers of two star $K_{1,m}, K_{1,n}$ to the two vertices b, d of C_4 and make adjacent some independent vertices to the vertices b, d , like G_{11} .
- (9) The graph G obtained from cycle $K_4 - e$ by coinciding the centers of two stars $K_{1,m}, K_{1,n}$ to the two vertices of degree 3 of $K_4 - e$ and make adjacent some independent vertices to the two vertices of degree 3 of $K_4 - e$, like G_{12} .

Thus, $t = 4$ if and only if $G \in \Omega$. Also it is observed that for any graph G in Ω , $EC(G) \geq 4$.



4 Graphs G where $EC(G)$ equals the size of G

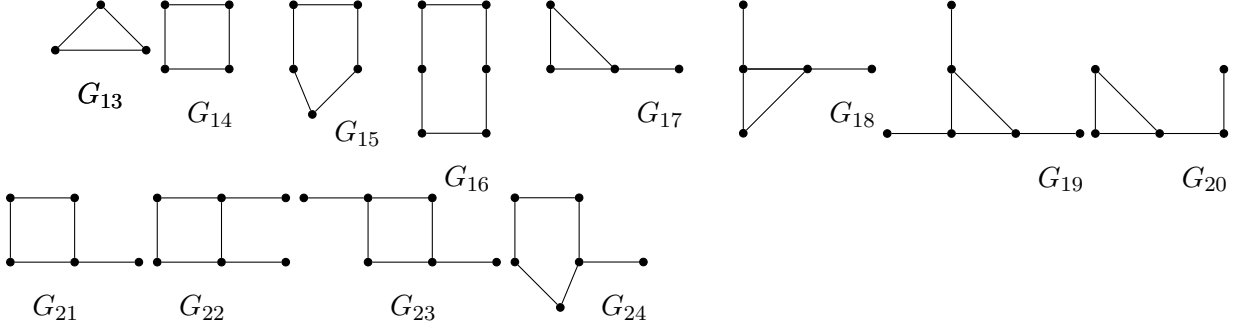
In this section we study the graphs G where the edge coalition number $EC(G)$ equals the size (the edge number) of edges of G . We divide this section to the three subsections as follows.

4.1 Unicyclic graph

Let G be a unicyclic connected graph of order n and size m . Then $m = n$. In this section we study the unicyclic graph G where $EC(G) = m$.

Let Θ be a family of unicyclic graphs constructed as:

- (a) Cycle C_n where $3 \leq n \leq 6$.
- (b) Graphs G obtained from C_3 and at least one star by matching at least one vertex of C_3 with the center of a star, like G_{17}, G_{18}, G_{19} .
- (c) Graphs G obtained from C_3 and one double star by matching one vertex of C_3 with the one center of the double star, like G_{20} .
- (d) Graphs G obtained from C_4 and at least one stars and at most two stars by matching one vertex or two vertices of C_4 with the center of the star, like G_{21}, G_{22}, G_{23} .
- (e) Graphs G obtained from C_5 and a star by matching one vertex of C_5 with center of the star, like G_{24} .



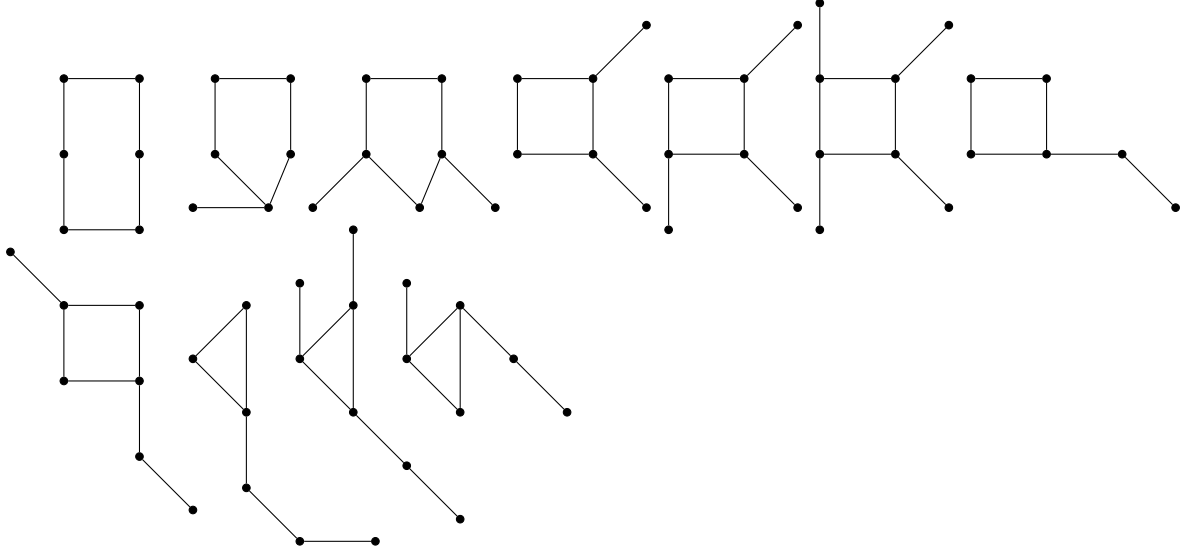
Theorem 4.1. For any unicyclic connected graph G of size m , $EC(G) = n = m$ if and only if $G \in \Theta$.

Proof. If $G \in \Theta$, then clearly we have $EC(G) = n = m$. Conversely, let $EC(G) = n = m$. Let l be the length of a longest path P in G . Let $P = (v_1, v_2, \dots, v_{l+1})$. First we claim that $l \leq 5$. Suppose $l \geq 6$. Then we have $P = v_1 v_2 v_3 v_4 v_5 v_6 v_7 \dots$. Since the graph G is unicyclic graph, then there are following cases.

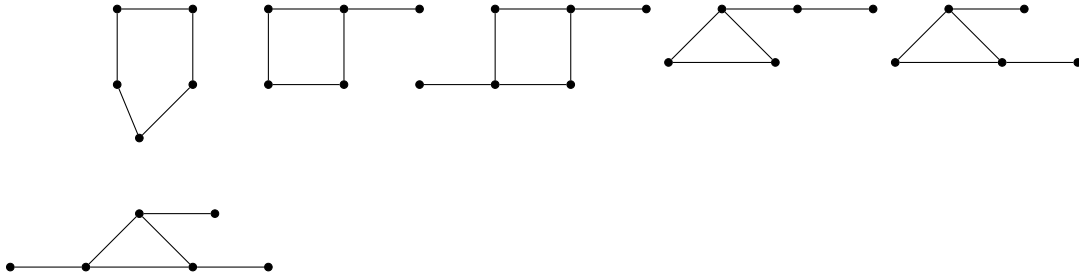
(i) If the vertices v_1 and v_k for $k \geq 7$ are adjacent, then G contains of a cycle C_k . Now by the Proposition 2.10, we have $EC(C_k) \leq 6$. Now if $G = C_k$, it is obvious $EC(G) \neq n$. If $n \geq k + 1$, then G has at least one pendant edge and it has no edge coalition.

(ii) If the vertices v_1 and v_6 are adjacent, then G consists of a single cycle C_6 and at least one pendant edge e . The edge e has no edge coalition in G .

(iii) If the vertices v_1 and v_5 are adjacent, then G consists of a single cycle C_5 and at least a hanging path P_3 or at least two pendant edges. In this case, at least one of pendant edges or one of edge of cycle C_5 has no edge coalition in G . Thus, $EC(G) \neq n$. In the same way, if we connect the vertex v_1 to vertices v_4 and v_3 , respectively and $l \geq 6$, then at least one of pendant edges has no edge coalition in G . Therefore, $l \leq 5$. Now we display the unicyclic graphs G with $l \leq 5$ and not in Θ , then $EC(G) \neq n$. Let $l = 5$, then G will be one of the following graphs with this property that, any pendant edge e incident in a vertex v may be replaced by a star with center v . These below graphs are whole unicyclic graph with maximum length of the path is 5. By a simple checking, it may be seen the graph G that is not in Θ .



If $l = 4$, then G will be one of the following graphs with this property that, any pendant edge e incident in a vertex v may be replaced by a star with center v . These below graphs are whole unicyclic graph with maximum length of the path is 4.



If $l = 3$, then G will be C_4 or obtained from C_3 by matching one vertex of C_3 with the center of a star.

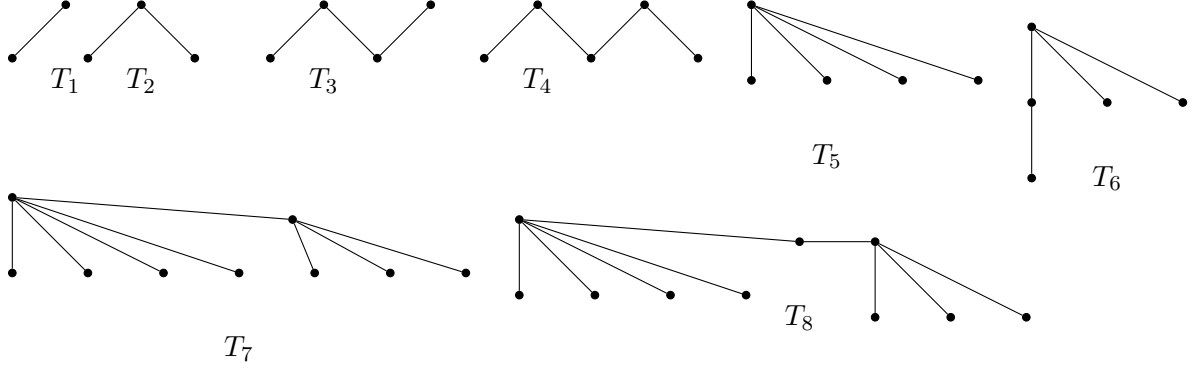
If $l = 2$, then G will be C_3 .

By a simple checking, it may be seen the graph G that is not in Θ , has the property that $EC(G) \neq n$. \square

4.2 Trees

In any trees T , it is well known that the size of T is $m = n - 1$ where n is the order of T .

Theorem 4.2. *For every tree T of order n , size m , $EC(T) = m = n - 1$ if and only if $T \in \Phi$ where Φ is the family of bellow graphs.*

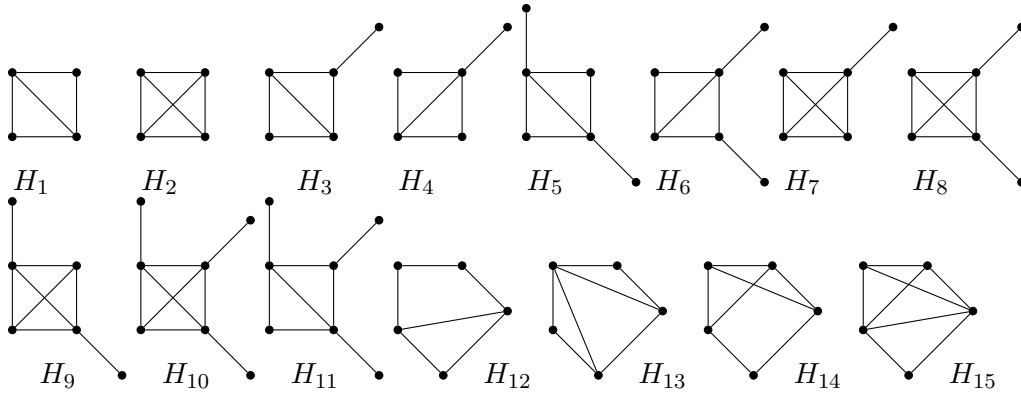


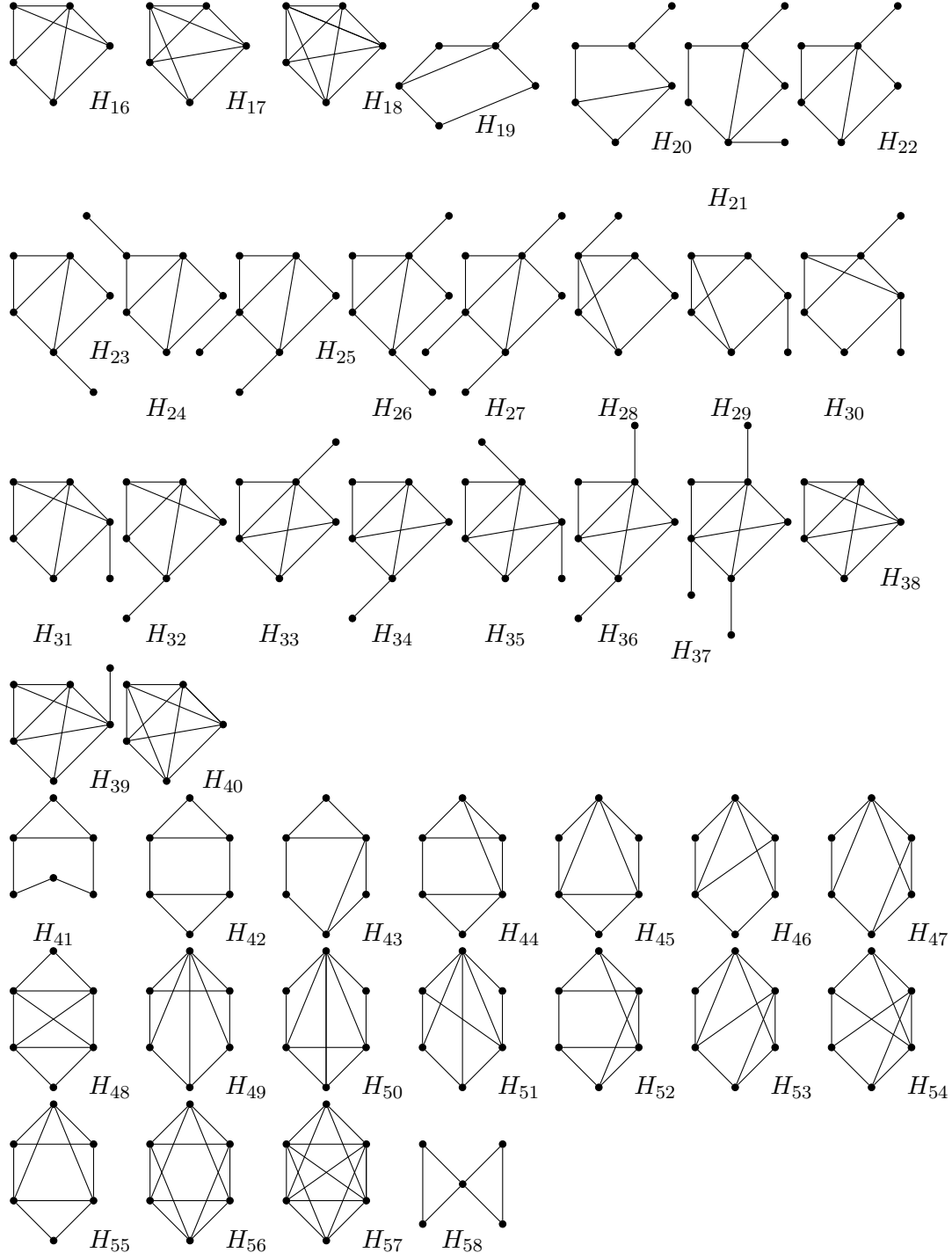
Proof. We know that in every tree T we have: $m = n - 1$. Thus, clearly we have $EC(T) \leq m = n - 1$. Now if $T \in \Phi$, then clearly $EC(T) = m$. Conversely, we suppose that $EC(T) = m$. Let l be the length of a longest path P in T with $P = v_1v_2 \dots v_{l+1}$. We claim that $l \leq 4$. Suppose $l \geq 5$. Then we have $P = v_1v_2v_3v_4v_5v_6 \dots v_l$. So there are at least 5 edges e_1, e_2, e_3, e_4 and e_5 in tree T . Hence, according to the definition of edge coalition partition, at least one edge like e_3 of the tree T has no edge coalition. Therefore, $X = \{\{e_1\}, \{e_2\}, \{e_3\}, \{e_4\}, \dots, \{e_m\}\}$ is not an edge coalition partition of T . Thus, $EC(T) = |X| \leq m - 1$, which is a contradiction. So we concluded $l \leq 4$. For $l = 4$, there are a path $P = v_1v_2v_3v_4v_5$ in tree T with length 4. If $w \in N_T(v_3) - \{v_1, v_2\}$, then $e = ww_3$ has no edge coalition in T . On the other hand, $N_T(v_1) = \{v_2\}$ and $N_T(v_5) = \{v_4\}$ since the length of T is 4.

Therefore the trees T with length 4 with the property that $EC(T) = m$ is the figure like T_4, T_8 . For $l = 3$, $l = 2$ and $l = 1$, the trees T are double star $T = S_{p,q}$ like T_3, T_6, T_7 , star $T = K_{1,n-1}$ like T_2, T_5 and $T = P_2$ respectively. Thus $EC(T) = m$ if and only if $T \in \Phi$. \square

4.3 General graphs

Let G be a connected graph of order n and size m . In this section we study the connected graph G where $EC(G) = m$. Let Ψ be the family of non trees and non unicyclic graphs as follows figures.





Theorem 4.3. Let G be a connected graph of order n and size m , for which it is neither tree nor unicyclic. Then $EC(G) = m$ if and only if $G \in \Psi$.

Proof. Suppose that $EC(G) = m$ and let l be the length of a longest path P in G . We claim that $l \leq 6$. If $l \geq 7$ and $l = e_1 e_2 \dots e_k$ where $k \geq 7$, then since $EC(G) = m$, we can suppose that the

set $X = \{\{e_1\}, \dots, \{e_7\}, \dots, \{e_m\}\}$ is the edge coalition partition of G . Thus for any element of X like $\{e_1\}$, there exists another element of X like $\{x\}$, such that $\{e_1\} \cup \{x\}$ is the edge dominating set of G . This approve that, every edge in X is adjacent to e_1 or x . Suppose that $e_1 = ab$ and $x = zt$. Now assume that $e = ca, f = bd, y = dz$, and $r = tu$. Since every edge is adjacent to e_1 or x , thus $l \leq 6$, that is a contradiction. Therefore, the assertion holds.

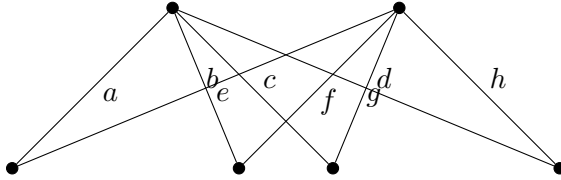
Now we can assume that $l \leq 6$. For $l = 6$, the graphs G with the property that $EC(G) = m$ are in $A = \{H_{25}, H_{27}, H_{30}, H_{35}, H_{36}, H_{37}\}$. If $l = 5$, then graphs G with the property that $EC(G) = m$ are in $B = \{H_6, H_8, H_9, H_{10}, H_{11}, H_{19}, \dots, H_{24}, H_{26}, H_{28}, H_{29}, H_{31}, H_{32}, H_{33}, H_{34}, H_{38}, \dots, H_{57}\}$. For $l = 4$, then G with the property that $EC(G) = m$ are in $C = \{H_3, H_4, H_5, H_7, H_{12}, \dots, H_{18}, H_{58}\}$. For $l = 3$, then G with the property that $EC(G) = m$ are in $D = \{H_1, H_2\}$. \square

5 Coalition graphs of some special graphs

In this section we characterize the coalition graphs of some complete bipartite graphs, double stars, and wheel graphs. Also, we introduce a sharp upper bound for Halin graphs.

Theorem 5.1. *There exist finitely edge coalition graphs of complete bipartite graph $K_{2,s}$ with $s \geq 3$.*

Proof. We prove for the case, $s = 4$, the other cases are proved by the same method. For this purpose, we consider the following figure.



Depending on the figure, all the different ec -partitions on the graph $K_{2,4}$ will be as follows:
 $\pi_1 = \{\{a\}, \{b\}, \{c\}, \{d\}, \{e\}, \{f\}, \{g\}, \{h\}\}$, $\pi_2 = \{\{a, b\}, \{c\}, \{d\}, \{e\}, \{f\}, \{g\}, \{h\}\}$,
 $\pi_3 = \{\{a, b, c\}, \{d\}, \{e\}, \{f\}, \{g\}, \{h\}\}$, $\pi_4 = \{\{a, b\}, \{c\}, \{d\}, \{e, f\}, \{g\}, \{h\}\}$,
 $\pi_5 = \{\{a, b\}, \{c, d\}, \{e, f\}, \{g\}, \{h\}\}$ and $\pi_6 = \{\{a, b\}, \{c, d\}, \{e, f\}, \{g, h\}\}$.

Thus, we have

$$ECG(K_{2,4}, \pi_1) \simeq K_{4,4}, ECG(K_{2,4}, \pi_2) \simeq K_{3,4}, ECG(K_{2,4}, \pi_3) \simeq K_{2,4} + e, \\ ECG(K_{2,4}, \pi_4) \simeq K_{3,3}, ECG(K_{2,4}, \pi_5) \simeq K_{2,3} + e \text{ and } ECG(K_{2,4}, \pi_6) \simeq K_4.$$

Now, for $s \geq 5$, the sketch of the proof is as follows: Suppose $X = \{a, b\}$ and $Y = \{c_1, \dots, c_s\}$ are partite sets of graph $K_{2,s}$. Suppose Z is the set edges, from vertex a , to s vertices c_1, \dots, c_s , and Y is the set edges, from vertex b , to s vertices c_1, \dots, c_s . Now it is enough to consider the partitions of the set Z and then we partition the set Y and then add them together to obtain all possible edge coalition partitions of the graph $K_{2,s}$. With a simple investigation and drawing the figure for each case, we can see that the edge coalition graph $K_{2,s}$ corresponding to each of these edge coalition partitions is aligned with one of the graphs $K_{l,l'}$, $K_{l,l'} + e$ and K_4 where $2 \leq l, l' \leq s$.

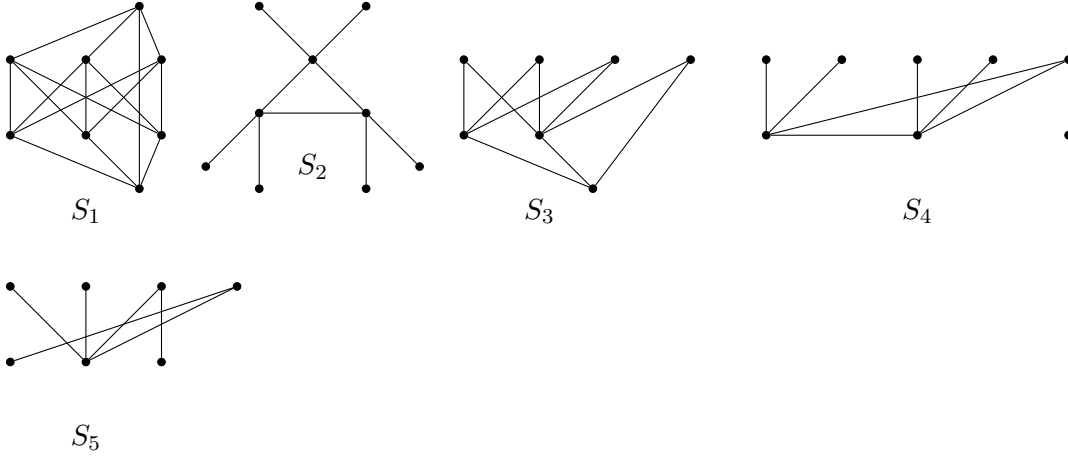
□

Theorem 5.2. For any star $K_{1,n-1}$ of order $n \geq 2$ and ec -partition π ,

$$ECG(K_{1,n-1}, \pi) \simeq (n-1)K_1$$

Proof. Since each single edge in a star is an edge dominating set for it, so the only ec -partition on the star is a singleton ec -partition π_1 . This shows that $|\pi_1| = n-1$ and then we have $ECG(K_{1,n-1}, \pi_1) \simeq (n-1)K_1$. □

Theorem 5.3. If G is a connected graph of order n and size m where $m = n$ and π_0 is a singleton ec -partition of G , then $ECG(G, \pi_0)$ is isomorphic to one of the graphs in the set $\Phi = \{3K_1, 3K_2, K_4, C_5, 2K_1 \cup K_{1,t-1} (t \geq 3), K_{2,3}, K_{t,s} (t, s \geq 3), S_1 \cup K_1, S_2, S_3, S_4, S_5\}$.



Proof. Since the order and size of the connected graph G are equal, the graph G is a unicyclic graph, and because the graph G has a singleton ec -partition, therefore, according to the arguments of the previous results, if L is the length of the longest path in the graph, then $L \leq 6$. Thus, the graphs G with these conditions will be the family of following graphs:

$\Psi = \{G_{13}, G_{14}, G_{15}, G_{16}, G_{17}, G_{18}, G_{18}, G_{21}, G_{22}, G_{23}, G_{24}\}$. With simple investigation on these graphs, their corresponding edge coalition graphs, are in Φ . □

We say that a graph G is a self-edge coalition graph if G is isomorphic to $ECG(G, \pi_0)$ for the singleton ec -partition π_0 of G . Now, according to the previous results, the following result characterised all self-edge coalition graphs.

Theorem 5.4. Let G be a connected graph of order n and size m . Then G is a self-edge coalition graph if and only if $G \in \{G_{15}, G_{19}\}$.

Proof. If $G = G_{15}$ or $G = G_{19}$, then we can see that G is a self-edge coalition graph. Conversely, if G is a self-edge coalition graph, then we must have $m = n$. Thus, from the proof of the previous theorem, only the graphs of the Ψ family qualify for this condition. But with a simple inspection, you can see only the two graphs G_{15} and G_{19} are self-edge coalitions. □

6 Open problems and areas for future research

In this paper, we investigated the concept of edge coalitions in graphs. We studied the edge coalition partition and proved some bounds on the edge coalition number of graphs. We end the paper with four open problems emerge from this research.

1. Which graphs are edge coalition graphs of (i) paths, (ii) cycles, and (iii) trees?
2. We say that a graph G is a singleton edge coalition graph if the singleton edge partition of G is an *ec*-partition. Characterize the singleton edge coalition graphs.

References

- [1] T.W. Haynes, J.T. Hedetniemi, S.T. Hedetniemi, A.A. McRae and R. Mohan, Introduction to coalitions in graphs, AKCE Int. J. Graphs Comb. 17, (2020) 653–659, <https://doi.org/10.1080/09728600.2020.1832874>.
- [2] T.W. Haynes, J.T. Hedetniemi, S.T. Hedetniemi, A.A. McRae and R. Mohan, Coalition graphs, J. Combin. Math. Combin. Comput., in-press.
- [3] T.W. Haynes, J. T. Hedetniemi, S. T. Hedetniemi, A. A. McRae, R. Mohan, Coalition graphs of paths, cycles and trees. Discuss. Math. Graph Theory (2020), DOI:<https://doi.org/10.7151/dmgt.2416>.
- [4] T.W. Haynes, J. T. Hedetniemi, S. T. Hedetniemi, A. A. McRae, R. Mohan, Upper bounds on the coalition number, Australas. J Comb. 80(3), (2021) 442-453.
- [5] T.W. Haynes, S.T. Hedetniemi and P.J. Slater, Fundamentals of Domination in Graphs, Marcel Dekker, New York, (1998).
- [6] H. J. Straight, Partitions of the Vertex Set or Edge Set of a Graph, Dissertation, Western Michigan University, (1977).
- [7] D.B. West, Introduction to Graph Theory (Second Edition), Prentice Hall, USA, (2001).
- [8] B. Zelinka, Edge-domestic number of graph, Czechoslovak Math. journal, 33(1), (1983) 107-110.