

ITERATED INSIDE OUT: a new exact algorithm for the transportation problem

Roberto Baretto^a, Federico Della Croce^{a,b}, Rosario Scatamacchia^a

^a*Dipartimento di Ingegneria Gestionale e della Produzione, Politecnico di Torino,
Corso Duca degli Abruzzi 24, 10129 Torino, Italy,*

`{roberto.baretto,federico.dellacroce,rosario.scatamacchia}@polito.it`

^b*CNR, IEIIT, Torino, Italy*

Abstract

We propose a novel exact algorithm for the transportation problem, one of the paradigmatic network optimization problems. The algorithm, denoted *Iterated Inside Out*, requires in input a basic feasible solution and is composed by two main phases that are iteratively repeated until an optimal basic feasible solution is reached. In the first “inside” phase, the algorithm progressively improves upon a given basic solution by increasing the value of several non-basic variables with negative reduced cost. This phase typically outputs a non-basic feasible solution interior to the constraints set polytope. The second “out” phase moves in the opposite direction by iteratively setting to zero several variables until a new improved basic feasible solution is reached. Extensive computational tests show that the proposed approach strongly outperforms all versions of network and linear programming algorithms available in the commercial solvers Cplex and Gurobi and other exact algorithms available in the literature.

Keywords: Transportation problem, exact algorithm, pivoting operation, basic solutions.

1. Introduction

We consider the transportation problem (TP), one of the historical network optimization problems in mathematical and operation research communities. In the transportation problem, a given commodity has to be shipped from a number of sources to a number of destinations at minimum cost. The problem can be formalized as follows. Let M and N be the set of

sources and the set of destinations, respectively, and let a_i and b_j denote the level of supply at each source $i \in M$ and the amount of demand at each destination $j \in N$. We denote by c_{ij} the unit transportation cost from source $i \in M$ to destination $j \in N$. Let $x_{ij} \geq 0$ be a non-negative real variable representing the quantity sent from source $i \in M$ to destination $j \in N$. It is well-known that TP can be always formulated as a balanced problem such that $\sum_{i \in M} a_i = \sum_{j \in N} b_j$. Assuming this condition, a linear programming (LP) formulation of TP reads

$$\min \sum_{i \in M} \sum_{j \in N} c_{ij} x_{ij} \quad (1)$$

$$\sum_{j \in N} x_{ij} = a_i \quad \forall i \in M \quad (2)$$

$$\sum_{i \in M} x_{ij} = b_j \quad \forall j \in N \quad (3)$$

$$x_{ij} \geq 0 \quad \forall i \in M, j \in N. \quad (4)$$

The constraint matrix of model (1)–(4) is sparse as each variable appears in just two constraints. We recall, see e.g. [13], that the constraint matrix is also totally unimodular and hence, if all a_i and b_j are integer, then all basic solutions are integer. Since the best basic feasible solution provides an optimal solution, TP can be solved by any efficient solver for continuous linear programming even when the transported quantities are required to be integer ($x_{ij} \in \mathcal{N}$). TP can also be represented as a flow problem on a bipartite graph $G(M, N, E)$, where sources are represented by vertices $i \in M$, destinations are represented by vertices $j \in N$, and each variable $x_{ij} \geq 0$ corresponds to the flow on edge $(i, j) \in E$ with unit cost c_{ij} . We recall also, see always [13], that, if $\sum_{i \in M} a_i = \sum_{j \in N} b_j$, any basic solution of model (1)–(4) has exactly $|M| + |N| - 1$ basic variables (as there is one redundant constraint) and corresponds to a spanning tree in $G(M, N, E)$.

The transportation problem was stated the first time in 1781 in [15] by G. Monge. Since then, TP has been intensively studied particularly in the twentieth century. We mention here the pioneering works by Hitchcock [9], Kantorovich [10], Dantzig [6], Ford and Fulkerson [7]. The work [6] provided the first primal simplex algorithm for TP exploiting the above mentioned properties. Later at the end of the twentieth century, several polynomial time algorithms were proposed for the minimum cost flow problem (MCFP), which also generalizes TP, e.g., the primal network simplex

algorithm proposed in [16] and the dual network simplex algorithm proposed in [2]. Kovacs [11] indicates that the primal network simplex algorithm is the best performing algorithm for MCFP on dense graphs. Schrieber et al. [19] indicate that approaches based on the simplex algorithm (in its various expressions: primal, dual, network) are the best performing approaches for TP.

We finally mention that TP has recently attracted a significant attention in computer vision and machine learning applications, where typically large instances of the transportation problem need to be efficiently solved to compute distances between probability measures. We refer to Bassetti et al. [3] and the references therein for a comprehensive overview on the matter. Schrieber et al. [19] introduced a set of benchmark instances of the transportation problem deriving from applications in image processing. These applications call for efficient solution methods for TP, possibly exploiting specific geometrical structures of the transportation costs.

In this work, we propose a novel exact method for TP. The method uses pivoting operations in order to move from one feasible solution to another where it spends most of the time inside the constraints polytope and, only now and then, reaches the vertices of the polytope corresponding to basic feasible solutions. The proposed algorithm, denoted *Iterated Inside Out* (IIO), requires in input a basic feasible solution and is composed by two main phases that are iteratively repeated until an optimal basic feasible solution is reached. As major strengths, the algorithm exploits the sparseness of the constraints matrix with the practical efficiency of the pivoting operations to explore non-basic solutions, and limits the iterative computation of the multipliers with respect to the network simplex. The proposed algorithm turns out to be very efficient and strongly outperforms all the current state-of-the-art approaches, including all versions of network and linear programming algorithms available in the commercial solvers Cplex and Gurobi.

The remainder of the paper is organized as follows. We briefly recall the network simplex algorithm for TP and introduce the proposed *Iterated Inside Out* algorithm in Section 2. We discuss further features to speed up the algorithm in Section 3. We present extensive computational results on randomly generated instances and benchmark instances from the literature in Section 4. Section 5 concludes the paper with final remarks.

2. *Iterated Inside Out* algorithm

We briefly recall the main steps of the network simplex algorithm for TP and then introduce our *Iterated Inside Out* algorithm.

The network simplex algorithm for TP. The algorithm takes as input a basic feasible solution B corresponding to a spanning tree on graph G . The algorithm first computes the multipliers related to B : the multipliers u_i for each source $i \in M$ and the multipliers v_j for each destination $j \in N$. Since each multiplier can be computed in constant time and all $|M| + |N|$ multipliers have to be computed, this step requires $\Theta(|M| + |N|)$ complexity. Then, the algorithm computes the reduced cost $r_{ij} = c_{ij} - u_i - v_j$ of each non-basic variable $x_{ij} \notin B$ in constant time. If all reduced costs are ≥ 0 , the basic solution B is optimal and the algorithm terminates. A worst-case $O(|M||N|)$ complexity holds for this step as, potentially, all reduced costs need to be computed.

However, the average complexity per iteration may be much less as, whenever a negative reduced cost of a non-basic variable is found, the algorithm may proceed to the following step where it performs a pivoting operation. In a pivoting operation, a basic variable is replaced by a non-basic variable x_{ij} with negative reduced cost by searching for the unique cycle in graph G composed by the spanning tree associated with B plus edge (i, j) . This task corresponds to computing the unique simple path P between source i and destination j in the spanning tree.

The complexity of a pivoting operation is $\Theta(|P|)$, where $|P|$ denotes the size of the path (i.e., the number of nodes included in it) and $|P| \leq |M| + |N|$. Typically, $|P|$ is much smaller than $|M| + |N|$ so that, in practice, the computational effort of a pivoting operation is negligible with respect to that of the multipliers computation step. After a pivoting operation, a new basic solution is obtained and the algorithm iterates. It turns out that the complexity of an iteration of the network simplex algorithm for TP is lower bounded by $\Omega(|M| + |N|)$, namely the complexity of the multipliers computation step. We remark that this complexity may heavily affect the performance of the network simplex algorithm on large instances when a significant number of iterations is required.

The proposed *Iterated Inside Out* algorithm exploits the sparseness of the constraint matrix with the practical efficiency of the pivoting operations. Given a basic feasible solution B , we recall that the objective function $f(B)$ can be expressed as a function of the non-basic variables and their reduced

costs, namely $f(B) = z_0 + \sum_{i,j:x_{ij} \notin B} r_{ij}x_{ij}$, where z_0 indicates the transportation costs related to the basic variables. Notice that, if the non-basic variables with $r_{ij} \geq 0$ are not considered, the more the non-basic variables with $r_{ij} < 0$ increase their value, the more the new solution improves its objective with respect to $f(B)$.

A first attempt in this direction, taking into account the sparseness of the constraint matrix, was proposed in [5], where several disjoint cycles involving distinct non-basic variables with negative reduced costs are computed within a single iteration of the so-called multi-loop simplex algorithm. That approach, however, was capable of reducing only marginally the computational time with respect to a standard implementation of the simplex algorithm.

We propose a different approach where, starting from solution B , we can compute with limited computational effort an improved feasible non-basic solution S . In such a solution, with respect to B , many non-basic variables with $r_{ij} < 0$ are strictly positive while all the other non-basic variables are equal to 0. From the non-basic solution S , always with limited computational effort, we reach a new basic solution B' such that $f(B') \leq f(S)$. We move from B to S and then to B' through repeated pivoting operations. The process requires the computation of reduced costs and multipliers for solution B , but avoids that computation for all intermediate solutions computed between S and B' .

Iterated Inside Out receives as input an initial basic feasible solution and is split into two main phases that are iteratively repeated until an optimal basic feasible solution is reached. The two phases of the algorithm are described below.

Phase 1: the “inside” phase. In the first phase, the current basic feasible solution is progressively improved by considering one at a time the non-basic variables with negative reduced cost. For each considered non-basic variable x_{ij} , the related value is increased as much as possible by means of a pivoting operation where a basic variable is set to 0 but it is not removed from the basic solution. This operation corresponds to fictitiously removing the variable x_{ij} from the problem and updating the values of a_i and b_j so as to always refer to the same basis. Hence, each pivoting operation corresponds to the search of a path P in the same spanning tree in G with complexity $\Theta(|P|)$ and, therefore, we do not need to recompute the simplex multipliers and the reduced costs in this phase.

We remark that the values of the initial basic variables progressively vary and many of them typically oscillate between value 0 (that can be reached more than once) and various positive values during the pivoting operations. At the end of this phase, we obtain a feasible solution where, typically, the number of variables with value > 0 is strictly greater than the size of the basis $|M| + |N| - 1$, namely we obtain a non-basic feasible solution that is inside the feasibility region determined by the constraints set.

Phase 2: the “out” phase. In the second phase, we consider the variables added in Phase 1 with the aim of leaving the inner part of the polytope and getting back to a basic feasible solution. The phase starts with the initial basis considered in Phase 1 where the basic variables keep the value reached at the end of that phase. Then, one at a time, all the added non-basic variables are considered. We remark that these variables have value > 0 .

Consider a non-basic variable x_{ij} added in Phase 1. As in a pivoting operation, we identify the related path P in the spanning tree in G corresponding to the current basis. Given variable x_{ij} , the basic variables related to P and their cost coefficients, we evaluate whether it is convenient to increase or to decrease the value of x_{ij} in order to further improve the objective function. If variable x_{ij} should increase, the basis changes with one of the basic variables leaving the basis and x_{ij} entering the basis (if x_{ij} cannot increase in case of degeneracy, x_{ij} would keep the same value but still would enter the basis). Alternatively, either variable x_{ij} is decreased to value 0, while the basic variables remain the same but change their value, or variable x_{ij} is decreased until a basic variable reaches value 0 and leaves the basis. In the latter case, again, variable x_{ij} enters the basis. At the end of the phase, a feasible (generally improved) basic solution is obtained.

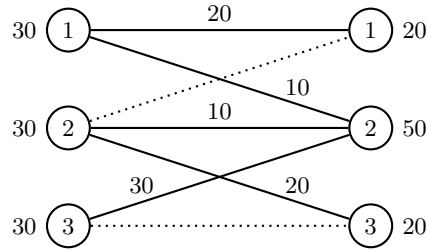
The basic solution computed in Phase 2 requires then the computation of the corresponding multipliers and reduced costs. If all reduced costs are ≥ 0 , the basic solution is optimal and the algorithm terminates. Otherwise, the algorithm reapplies the two phases. The pseudo-code of the algorithm is depicted below.

Algorithm 1 *Iterated Inside Out*

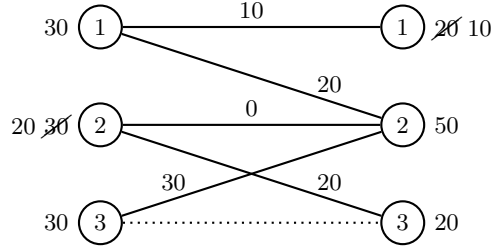
- 1: Input: a basic feasible solution B .
 - 2: End= $False$
 - 3: While !End
 - 4: Compute for each source a_i the related multiplier u_i ; compute for each destination b_j the related multiplier v_j .
 - 5: Compute the reduced costs $r_{ij} = c_{ij} - u_i - v_j$ of the non-basic variables.
 - 6: If $r_{ij} \geq 0 \ \forall x_{ij} \notin B$, STOP: the solution is optimal \implies End= $True$.
 - 7: Else
 - 8: *Phase 1*: Increase (when possible) one at a time the value of the non-basic variables with reduced cost < 0 by pivoting operations.
 - 9: *Phase 2*: Given the basic solution considered in the first phase, analyze one at a time the added variables and apply pivoting operations leading to a new feasible basic solution.
 - 10: GO To 4.
 - 11: EndIf
 - 12: EndWhile
 - 13: Return the last basic solution corresponding to an optimal solution.
-

We provide an example of *Iterated Inside Out* below.

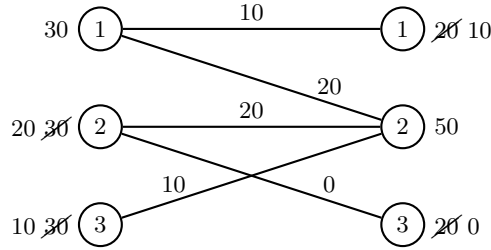
An illustrative example. Consider a 3×3 instance of TP with sources supplies $[30 \ 30 \ 30]$ and destinations requests $[20 \ 50 \ 20]$. The transportation costs are: $c_{11} = 5, c_{12} = 1, c_{13} = 7, c_{21} = 1, c_{22} = 1, c_{23} = 5, c_{31} = 6, c_{32} = 1, c_{33} = 2$. Let the initial basis be $x_{11} = 20, x_{12} = 10, x_{22} = 10, x_{23} = 20, x_{32} = 30$ with objective function $z = 250$. Concerning the non-basic variables, x_{21} and x_{33} have negative reduced costs (-4 and -3, respectively) while x_{13} and x_{31} have positive reduced costs (2 and 1, respectively). Below is the solution represented on the corresponding bipartite graph where edges related to variables with positive reduced costs are omitted and edges related to variables with negative reduced costs are dotted.



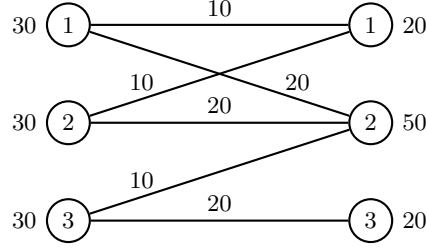
As indicated in the algorithm pseudo-code, in Phase 1 we consider one at a time the non-basic variables with negative reduced cost, that is, in this case, first x_{21} and then x_{33} . Like in a standard pivoting operation, we increase as much as possible the value of x_{21} until a basic variable reaches value 0. Since we have a cycle involving variables x_{21} , x_{22} , x_{12} , x_{11} , where basic variables x_{11} and x_{22} decrease while basic variable x_{12} increases, we obtain $x_{21} = 10$. Then, we fictitiously remove variable x_{21} from the problem by correspondingly updating a_2 and b_1 . The basic variables remain the same with updated values $x_{11} = 10$, $x_{12} = 20$, $x_{22} = 0$, $x_{23} = 20$, $x_{32} = 30$ and $z = 210$.



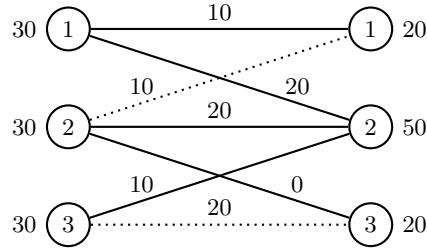
We now consider variable x_{33} . Analyzing the cycle with variables x_{33} , x_{32} , x_{22} , x_{23} , we obtain $x_{33} = 20$. We fictitiously remove variable x_{33} from the problem by updating a_3 and b_3 . The basic variables remain the same with updated values $x_{11} = 10$, $x_{12} = 20$, $x_{22} = 20$, $x_{23} = 0$, $x_{32} = 10$ and $z = 150$.



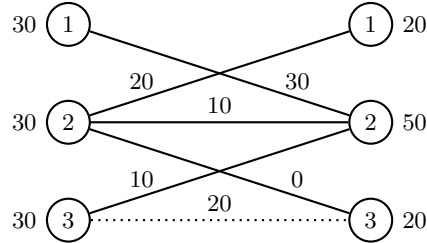
Phase 1 terminates with a feasible solution where the number of variables with value > 0 is strictly greater than the size of the basis $|M| + |N| - 1 = 5$. We have $x_{11} = 10$, $x_{12} = 20$, $x_{21} = 10$, $x_{22} = 20$, $x_{32} = 10$, $x_{33} = 20$ and $z = 150$.



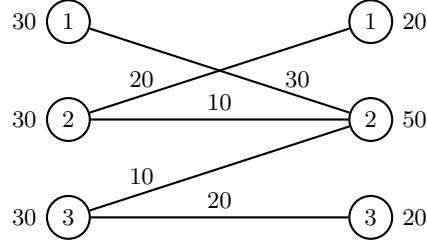
At the beginning of Phase 2, we consider the initial basis $[x_{11}, x_{12}, x_{22}, x_{23}, x_{32}]$ with the last updated values of the basic variables, and the added non-basic variables with a strictly positive value, namely variables x_{21} and x_{33} .



At first, we consider variable x_{21} and the corresponding cycle with variables $x_{21}, x_{22}, x_{12}, x_{11}$. Analyzing the cycle, it is convenient to increase the value of variable x_{21} as $c_{21} - c_{22} + c_{12} - c_{11} = -4 < 0$ (notice that since x_{21} was the first added variable, this quantity coincides with the reduced cost of the variable). The new values of the variables in the cycle become $x_{12} = 30$, $x_{21} = 20$, $x_{22} = 10$ and $x_{11} = 0$ with $z = 110$. Hence, variable x_{11} leaves the basis and the new basis is $[x_{12}, x_{21}, x_{22}, x_{23}, x_{32}]$.



Then, we consider variable x_{33} and the cycle with variables $x_{33}, x_{32}, x_{22}, x_{23}$. Again, the added variable x_{33} should increase as $c_{33} - c_{32} + c_{22} - c_{23} = -3 < 0$. But since $x_{23} = 0$, x_{33} cannot increase, hence the solution remains the same with $z = 110$, variable x_{33} enters the basis and variable x_{23} leaves the basis.



Phase 2 terminates with the feasible basic solution with variables $x_{12} = 30$, $x_{21} = 20$, $x_{22} = 10$, $x_{32} = 10$, $x_{33} = 20$ and $z = 110$. At this point, as all reduced costs are ≥ 0 , the algorithm stops having reached an optimal solution.

3. Speeding up the algorithm

Several issues have to be considered in the application of *Iterated Inside Out*. First, an initial basic feasible solution needs to be determined with the corresponding computation of the multipliers and the reduced costs of the non-basic variables. While the computation of all multipliers is unavoidable, we aim to limit the number of reduced costs to be considered during the iterations (apart from the last iteration) since computing all reduced costs requires $\Theta(|M||N|)$, and this complexity may slow down the performance of the algorithm on large instances.

Besides, several basic variables progressively vary in Phase 1 and the more non-basic variables are set to a positive value, the larger the number of basic variables that progressively reach value 0. If a basic variable with value 0 is supposed to decrease its value during a subsequent pivoting operation, this decrease cannot occur, the considered non-basic variable cannot reach a value greater than zero, and the solution does not change. Thus, it is desirable to avoid, when possible, the computation of cycles that cannot lead to different solutions in the first phase of the algorithm. We discuss all the above mentioned issues in the following subsections.

3.1. Computing an initial feasible solution

We tested four well-known approaches from the literature to generate a basic feasible solution, namely the north-west corner (NWC) method, Vogel's approximation (VA) method, the matrix minimum rule (MMR) method and the tree minimum rule (TMR) method. We refer to [20] for a recent survey on heuristic methods for the transportation problem. In agreement with [20], the best compromise between solution quality and computational time was provided by MMR in our experimental tests.

3.2. Limiting the number of reduced costs to be computed in Phase 1

This matter has already been tackled in other publications on TP focusing on the simplex algorithm, see, e.g., [8] and [18], where just one negative reduced cost is necessary to process one iteration. In particular, in the so-called shortlist method presented in [8], only a subset (shortlist) of the variables with least transportation costs is considered for each source. A set of candidate variables with negative reduced cost is selected within the shortlists, and the variable with the most negative reduced cost is chosen for a pivoting operation. If no improvement can be achieved within the shortlists, all variables are considered and the method performs an iterative analysis of the sources to select the next variables for pivoting operations. We refer the reader to [8] for more details on the shortlist method.

We apply a simplified version of the shortlist method where we just introduce a parameter α , which represents the size of the subset of the variables with the least transport costs to be taken into account in the application of *Iterated Inside Out*. In the same spirit of [8], once all non-basic variables in the subset have non-negative reduced cost, also all other variables are considered in the next iterations of *Iterated Inside Out*.

3.3. Disregarding cycles computation involving degenerate basic variables

In the first phase of *Iterated Inside Out*, we are interested in applying a pivoting operation only if a non-basic variable x_{ij} with negative reduced cost can enter the basis with value > 0 , so as to decrease the objective function. This situation occurs either if all basic variables, corresponding to the edges of the unique path from source i to destination j in the spanning tree, have value strictly > 0 , or if each basic variable with value 0 has the related edge in an even position in the path from i to j . In the latter case, variable x_{ij} would certainly assume a value > 0 with a pivoting operation and all basic variables with value 0 would increase their value as well.

We handle this issue by means of a coloring of the spanning tree. Apart from the first pivoting operation where all vertices have the same color and the related pivoting is applied, for all other iterations we color the spanning tree as follows. It is well known that any edge (i, j) of the spanning tree corresponds to a basic variable with source i and destination j . We say that an edge is a *degenerate basic edge* if the related basic variable has value 0. Assuming w.l.o.g. that source 1 is the root node of the spanning tree, we assign color C_1 to all nodes (sources/destinations) reachable by source 1 without crossing degenerate basic edges. Let denote by T_1 the subtree induced by all nodes with color C_1 . Then, following the increasing orders of

sources and destinations in the bipartite graph, let (i, j) be the first degenerate edge connecting a source i (destination j) with color C_1 to a destination j (source i) not yet colored. We color destination j (source i) with color C_2 and denote j (i) as the root node of subtree T_2 with color C_2 . Also, we assign color C_2 to all (uncolored) nodes reachable by destination j (source i) without crossing further degenerate basic edges, and denote T_1 as the parent of T_2 . With the same approach we color all other nodes by adding colors when necessary, detecting subtrees and the relationships parent/child as indicated above. Notice that the coloring, is not restarted from scratch, but in an incremental fashion whenever an edge becomes degenerate. Similarly, whenever a degenerate edge connecting T_i and T_j with T_i parent of T_j becomes non-degenerate, then T_i and T_j are merged and all nodes in T_j are assigned color C_i . We provide an example of a colored spanning tree in Figure 1. In the figure, there are 9 sources and 8 destinations and the spanning tree corresponding to the current basic solution has three degenerate edges $(3, 4)$, $(7, 5)$ and $(8, 6)$ (dotted in the picture). Correspondingly, (i) sources 1, 2, 3, 4 and destinations 1, 2, 3 form the first subtree T_1 with color C_1 and source 1 as root node; (ii) sources 5, 6 and destinations 4, 5, 6 form the second subtree T_2 with color C_2 and destination 4 as root node; (iii) sources 7, 9 and destination 7 form the third subtree T_3 with color C_3 and source 7 as root node; (iv) source 8 and destination 8 form the fourth subtree T_4 with color C_4 and source 8 as root node.

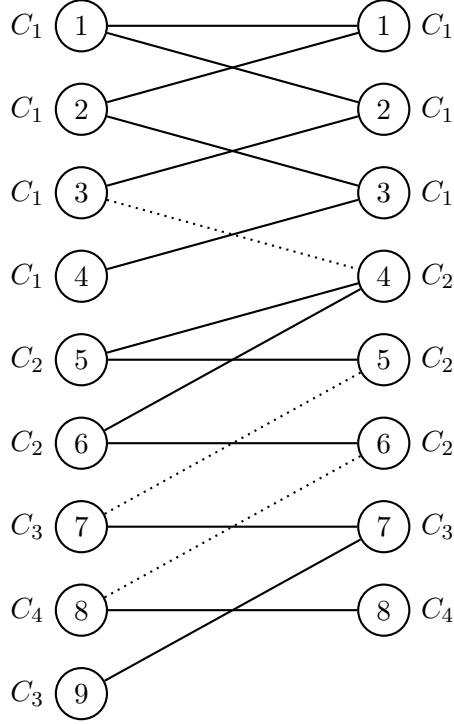


Figure 1: An example of colored spanning tree.

We remark that, in Phase 1, whenever a degenerate basic edge is generated in the spanning tree, a new subtree is created and all its nodes are assigned a new color. Then, whenever a degenerate basic edge is generated, a new subtree is created and all its nodes are assigned a new color. While the worst case complexity of this step is $O(|M| + |N|)$, in practice the required computational effort is much smaller. The same consideration holds whenever in Phase 1 a basic variable with value 0 increases its value and the corresponding edge is no more degenerate. In this case, all nodes of the related subtree merge with the nodes of the parent subtree and take the corresponding color.

Given a colored spanning tree, we can possibly evaluate in constant time whether a given non-basic variable x_{ij} with negative reduced cost would take a value > 0 after a pivoting operation, thus avoiding the computation of the related cycle if the variable cannot increase. The following exhaustive cases hold for variable x_{ij} :

1. Source i and destination j have the same color C_l (they both belong

to subtree T_l);

2. Source i has color C_l , destination j has color $C_m \neq C_l$ and subtree T_l is either the parent or the child of T_m ;
3. Source i has color C_l , destination j has color $C_m \neq C_l$ and the subtrees T_l and T_m have the same parent, namely they are siblings.
4. Source i and destination j have different colors and none of the above cases 2, 3 holds.

The following proposition holds.

Proposition 1. *Given a colored spanning tree and a non-basic variable x_{ij} , if one of the above cases 1,2,3 holds, it is possible to detect in constant time whether x_{ij} would be strictly positive if a pivoting operation is applied in Phase 1 of Iterated Inside Out.*

Proof. We recall that, if some degenerate basic edges exist in the spanning tree, they must be in an even position in the unique path from source i to destination j to have $x_{ij} > 0$ with a pivoting operation. Notice also that any path from a source to a destination requires an odd number of edges, while any path between two sources (or two destinations) requires an even number of edges. In case 1, checking if i and j have the same color takes constant time. All edges in the path from i to j are non-degenerate, that is all corresponding basic variables have value > 0 . Hence, a pivoting operation would necessarily yield $x_{ij} > 0$. An example of this case in Figure 1 occurs if we consider the non-basic variable x_{42} .

In case 2, there is only one degenerate edge in the path from i to j linking T_l and T_m . If subtree T_l is the parent of subtree T_m and the root of T_m is a destination (see, e.g., T_1 and T_2 in Figure 1 and the non-basic variable x_{25}), the degenerate edge is in an odd position in the subpath from source i to the root of T_m and, therefore, also in the path from i to j . Alternatively, if the root of T_m is a source, the degenerate edge is in an even position in the path from i to j . Hence, just checking the root of T_m allows us to evaluate if $x_{ij} > 0$ would hold with a pivoting operation, and this check can be done in constant time. Similarly, if T_l is a child of T_m , condition $x_{ij} > 0$ can hold only if the root of T_l is a destination. In fact, in this case an odd number of edges connects i to the root of T_l and the next edge is the degenerate edge that is then in an even position in the path from i to j . Again, it suffices to check the root of T_l in constant time to evaluate if $x_{ij} > 0$ holds.

In case 3, T_l and T_m are siblings. Let T_q be the parent of T_l and T_m (in Figure 1, for instance, T_3 and T_4 are siblings being children of T_2). Correspondingly, there are two degenerate edges in the path from i to j . The first degenerate edge links T_l and T_q and the second degenerate edge links T_q and T_m . A similar analysis to the previous case implies that both degenerate edges are in an even position in the path from i to j only if the root of T_l is a destination and the root of T_m is a source. Hence, checking the roots of T_l and T_m in constant time indicates if a pivoting operation would give $x_{ij} > 0$. In the case of Figure 1, the root of T_3 is a source, so, e.g., neither $x_{78} > 0$ nor $x_{98} > 0$ may occur with a pivoting operation. \square

In our algorithmic implementations, as soon as two colors are present, we check for pivoting only non-basic variables involving cases 1,2,3 while we exclude the non-basic variables of case 4 to avoid the risk of computing unnecessary cycles. This choice, even if possibly affecting the selection of some promising non-basic variables in the iterations of *Iterated Inside Out*, strongly improved the performances of the algorithm.

4. Computational results

In this section, we report the outcome of the computational testing performed to assess the performances of IIO. The experiments were run as a single thread process on a laptop personal computer equipped with a *11th Gen Intel Core i7-1165G7 2.80GHz* \times 8 processor and 16GB of RAM, and running Ubuntu 20.04.5 LTS. In a first set of instances, we generated supply/demand quantities and transportation costs from uniform discrete distributions. As mentioned in [20] reporting the findings of [17], transportation instances with uniformly distributed transportation costs are typically among the hardest instances to solve. In our generation scheme, supply/demand quantities were drawn from the discrete uniform distribution $\mathcal{U}\{1, 1000\}$. We generated square instances with K sources and K destinations, with $K = 1000, 2000, 4000, 6000, 8000, 10000, 12000, 16000$ and transportation costs drawn from the discrete uniform distribution $\mathcal{U}\{1, K\}$. Ten instances were considered for each value of K . We also considered rectangular instances with $|M| < |N|$ where $|M||N| = 36 \times 10^6$, with $M = 4000, 3000, 2000, 1000$ and $N = 9000, 12000, 18000, 36000$. Also in this case ten instances were considered for each pair $(|M|, |N|)$.

As indicated in the previous section, in applying IIO we consider a parameter α representing the size of the subset of variables with least transport

costs for which the reduced costs are computed. After preliminary testing, a reasonable value for instances with uniform distributions was found for $\alpha = 10(|M| + |N|)$. In Table 1, we compare two versions of IIO, denoted IIO+ and IIO-, to our implementation of the standard network simplex algorithm for TP, denoted BDCS-TP-Simplex, where, at each iteration, the first variable with negative reduced cost is considered for a pivoting operation. IIO+ employs the coloring of the spanning trees associated with basic solutions (as discussed in subsection 3.3) while IIO- does not. We considered the same initial solution, given by MMR heuristic, and the same value of α in the three algorithms. In Table 1, for the two versions of IIO, we list the total number of pivoting operations in both phases (*Pivots*), the total number of macro-iterations (*Macro-it*), i.e., the number of times phases 1 and 2 are iterated, and the computational time in seconds (*Time*). Similarly, for BDCS-TP-Simplex, we list the total number of pivoting operations (equal to the number of iterations of the algorithm) and the computational time in seconds. All data are averaged over the ten instances generated for each size.

Instance size $ M \times N $	IIO+			IIO-			BDCS-TP-Simplex	
	Pivots	Macro-it	Time	Pivots	Macro-it	Time	Pivots	Time
1000x1000	13806	131	0.046	13852	105	0.127	15932	0.162
2000x2000	33420	204	0.175	34270	170	0.543	44352	1.030
4000x4000	80006	328	0.699	83316	266	2.399	122992	7.513
6000x6000	134012	468	1.812	138078	388	6.508	226134	29.765
8000x8000	188730	558	2.912	197474	454	11.683	337315	61.123
10000x10000	249470	672	4.360	260502	551	18.716	461101	106.247
12000x12000	312188	773	6.571	330186	627	28.034	605820	178.069
16000x16000	447086	946	15.760	471646	783	57.227	925915	405.260
4000x9000	137000	468	1.840	141850	380	6.723	229983	30.346
3000x12000	146660	503	2.052	151326	403	7.223	254207	35.016
2000x18000	165720	526	2.395	169842	431	8.260	299926	52.525
1000x36000	216628	636	3.973	220548	504	13.520	426109	128.539

Table 1: Performance comparison of the two versions of IIO and BDCS-TP-Simplex.

From Table 1, we evince that IIO- strongly outperforms algorithm BDCS-TP-Simplex in running times. IIO+ further improves the performances of IIO-, highlighting the role of the spanning trees coloring. IIO+ is more than 10 times faster than BDCS-TP-Simplex on instances of size 4000x4000 and larger instances. Interestingly enough, also the number of pivoting operations is inferior in IIO+ than in BCDS-TP-Simplex, and the difference between the two values increases as the instances size increases. We remark that IIO+ manages to solve instances of size 16000x16000 in less than 16 seconds, and that the behavior of the algorithm is only marginally affected

on rectangular instances (the average computational time required by IIO+ on instances 1000x36000 is approximately twice the computational time required on instances 6000x6000). Finally, we remark that the selection of the initial basic solution does not appear to be too relevant. Additional testing not presented here indicates that, even starting from the well-known north-west corner method, IIO+ solves 16000x16000 instances in approximately 24 seconds on average.

To get a broader overview of the performances of IIO+, we present further details of the results on square instances in Table 2. In the table, we report the average length of the paths (*P-length*) computed in Phase 1 and in Phase 2 over the related pivoting operations, the average number of nodes changing color (*Colored nodes*) in Phase 1 over the related pivoting iterations, and the average number of nodes involved in the related pivoting operations (*Involved nodes*) in Phase 2.

Instance size	$ M + N $	IIO+			
		Phase 1	Phase 2	Phase 1	Phase 2
		P-length	P-length	Colored nodes	Involved nodes
1000x1000	2000	31	43	187	49
2000x2000	4000	39	56	291	62
4000x4000	8000	48	73	456	78
6000x6000	12000	55	86	590	91
8000x8000	16000	59	95	709	100
10000x10000	20000	63	103	816	108
12000x12000	24000	67	109	913	114
16000x16000	32000	72	121	1091	125

Table 2: Additional results of IIO+ algorithm.

We notice that all entries in columns 3-6 of Table 2 are from one to two orders of magnitude inferior to $|M| + |N|$. Correspondingly, in practice the average complexity of a pivoting operation of IIO+ is much lower than the complexity of processing a pivoting operation of BDCS-TP-Simplex, which necessarily requires the computation of all u_i and v_j multipliers in $\Theta(|M| + |N|)$.

We compared then IIO+ on the same instances with various benchmark solvers available from the literature. In particular, we considered solver Cplex (version 20.1) applying the primal simplex, the dual simplex and the network simplex. Similarly, we tested solver Gurobi (version 10.0) applying the primal simplex, the dual simplex and the network simplex. Preliminary testing indicated that the barrier method both for Cplex and Gurobi was much less efficient than the other methods, so we did not consider this further method in the performance comparison. Also, the best performances

of both solvers were obtained by disactivating the presolving option and activating the sifting option. The solvers ran with a single thread while the other parameters were set to their default values. Besides, we considered an efficient implementation (in C++ programming language) of the network simplex developed in [4], which is based on the graph library LEMON [12]. Since the behavior of IIO+ on rectangular instances is similar to the one on square instances, we limited the analysis to square instances. For all solution methods, we report in Table 3 the average computational time over 10 instances for each category.

Instance size	Cplex			Gurobi			Network simplex [4]	IIO+
	Primal	Dual	Network	Primal	Dual	Network		
	Time	Time	Time	Time	Time	Time	Time	Time
1000x1000	1.670	2.433	1.466	2.020	0.738	2.163	0.252	0.046
2000x2000	7.546	16.351	6.923	188.473	3.245	199.772	0.881	0.175
4000x4000	34.692	122.782	35.858	48.259	13.281	53.531	3.677	0.699
6000x6000	85.775	280.27	105.642	254.598	30.636	290.219	9.985	1.812
8000x8000	-	-	-	-	-	-	19.103	2.912
10000x10000	-	-	-	-	-	-	33.458	4.360
12000x12000	-	-	-	-	-	-	50.336	6.571
16000x16000	-	-	-	-	-	-	-	15.760

Table 3: Performance comparison of IIO+ and benchmark solvers.

The results in Table 3 indicate that IIO+ strongly dominates all competitors among which the network simplex in [4] shows best performances. We also note that the larger the instances, the larger the difference in running times between IIO+ and the other solvers. We remark that Cplex and Gurobi were limited to a size not superior to 6000x6000 due to memory requirements. The same consideration holds for the network simplex in [4] and instances 12000x12000. Further, while the dual simplex of Gurobi shows up to be quite efficient among the competitors, we observe an unexpected poor performance of the primal simplex and the network simplex of Gurobi on instances 2000x2000.

We also considered the square benchmark instances of TP introduced in [19], denoted as DOTmark instances. As mentioned in Section 1, these instances derive from applications in image processing, and their transportation costs are determined according to specific geometrical structures. In particular, sources and destinations are located on grids with corresponding coordinates, and each unit transportation cost c_{ij} between a source i and a destination j is computed as the squared Euclidean distance between i and j . We refer to [19] for further details on the matter. Among the methods

analyzed in [19] for TP, the best performances in terms of computational times were obtained by the AHA method [1, 14], which is actually not an exact method. The best exact approach (tailored for this type of instances) was the so-called Shielding Neighborhood Method presented in [18], where restricted instances of the original problem are iteratively solved to optimality until the last solution can be shown to be optimal for the initial problem. Each restricted instance contains a subset of the variables of the initial problem constituted by a feasible solution and a peculiar (typically small) neighborhood of that solution. The approach iteratively moves from a feasible solution to a better one until a solution is optimal for two consecutive iterations, implying that the computed solution is also optimal to the original problem. In [19], each restricted instance was solved with the network simplex of Cplex. We tested the performances of IIO+ by applying it as a subroutine of the Shielding method to solve the sequences of restricted transportation instances (instead of using the network simplex of Cplex). For each restricted instance, we set the value of α equal to the size of the instance. Also, we defined a threshold limit β on the number of macro-iterations of IIO+. After preliminary testing, we set $\beta = 28$. This choice led to some savings in computational times in the search for a global optimal solution. However, we remark that the application of IIO+ without β also showed very promising results. We denoted the corresponding approach as Shielding with IIO+. We also tested the network simplex in [4] that specifically exploits the structure of the transportation costs on instances such as the DOTmark instances. We report the corresponding results in Table 4. The tests in [19] were performed on a Linux server (AMD Opteron Processor 6140 from 2011 with 2.6 GHz). While the machine used in [19] is comparable to the machine used in our tests, the computational times of the algorithms tested in [19] were at least one order of magnitude higher. Indeed, the average computational time (over the 4096x4096 instances) was approximately 36 seconds for AHA and 51 seconds for the Shielding method with Cplex, while the corresponding average computational time of Shielding with IIO+ was approximately 2.4 seconds. We notice that the network simplex in [4] performed much better than AHA. Still, as reported in Table 4, Shielding with IIO+ again outperformed the network simplex in [4].

Instance type	Instance size	Shielding with IIO+			Network simplex [4]
		Pivots	Macro-it	Time	Time
WhiteNoise-32	1024x1024	31810	371	0.101	0.233
GRFrough-32	1024x1024	41702	447	0.120	0.222
GRFmoderate-32	1024x1024	41437	524	0.129	0.245
GRFsmooth-32	1024x1024	44298	597	0.139	0.259
LogGRF-32	1024x1024	52648	817	0.169	0.273
LogitGRF-32	1024x1024	48833	721	0.158	0.269
CauchyDensity-32	1024x1024	36927	469	0.113	0.250
Shapes-32	1024x1024	16192	272	0.042	0.077
ClassicImages-32	1024x1024	41277	539	0.136	0.254
Microscopy-32	1024x1024	35230	562	0.152	0.137
Overall-32	1024x1024	39035	532	0.126	0.222
WhiteNoise-64	4096x4096	305972	1286	1.475	4.064
GRFrough-64	4096x4096	356909	1537	1.798	10.696
GRFmoderate-64	4096x4096	420092	2461	2.248	6.432
GRFsmooth-64	4096x4096	558740	4130	3.361	7.598
LogGRF-64	4096x4096	695497	5256	4.158	8.252
LogitGRF-64	4096x4096	489050	2959	2.564	7.321
CauchyDensity-64	4096x4096	439535	2410	2.213	5.386
Shapes-64	4096x4096	152706	1023	0.064	1.159
ClassicImages-64	4096x4096	393515	2438	2.184	6.406
Microscopy-64	4096x4096	89720	795	3.487	0.613
Overall-64	4096x4096	390174	2429	2.413	5.793

Table 4: Performance comparison of Shielding with IIO+ and the network simplex in [4].

5. Conclusions

We have proposed *Iterated Inside Out*, a new exact approach for the transportation problem. The algorithm requires in input a basic feasible solution and is composed by two main phases that are iteratively repeated until an optimal basic solution is reached. In the first phase, the algorithm progressively improves the current solution by moving through pivoting operations towards a feasible solution interior to the constraints set polytope. The second phase moves back towards a further improved basic solution always by means of pivoting operations. An extensive computational campaign showed the efficiency of *Iterated Inside Out*, which strongly outperforms all the current state-of-the-art approaches. Several issues may be worthy to investigate in future research. First, the proposed approach can be extended to solve the minimum cost flow problem. While a natural extension of *Iterated Inside Out* is easily conceivable, an efficient implementation would require a detailed analysis of the features of the minimum cost flow problem. Second, it could be worthy to tune the algorithm for solving the assignment problem where the basic solutions are strongly degenerate.

Besides, in this work no special effort has been dedicated to the search of an initial solution for the transportation problem. We could explore new heuristic methods to further reduce the computational time required by *Iterated Inside Out* and to quickly compute effective feasible solutions for very large instances of the transportation problem. Finally, it could be interesting to further study the interplay between *Iterated Inside Out* and specific cost functions of transportation instances associated with practical applications in computer vision and machine learning.

References

- [1] Aurenhammer, F., Hoffmann, F., Aronov, B.: Minkowski-type theorems and leastsquares clustering. *Algorithmica*, 20: 1, 61-76, 1998.
- [2] Armstrong, R.D., Jin, Z.: A new strongly polynomial dual network simplex algorithm. *Mathematical Programming*, 78, 131-148, 1997.
- [3] Bassetti, F., Gualandi, S., Veneroni, M.: On the Computation of Kantorovich–Wasserstein Distances Between Two-Dimensional Histograms by Uncapacitated Minimum Cost Flows. *SIAM Journal on Optimization*, 30: 3, 2441-2469, 2020.
- [4] Bonneel, N., van de Panne, M., Paris, S., Heidrich, W.: Displacement interpolation using lagrangian mass transport. *ACM Trans. Graph.*, 30: 6, 158, 11 pages, 2011.
- [5] Bulut, H.: Multiloop transportation simplex algorithm. *Optimization Methods and Software*, 32: 6, 1206-1217, 2017.
- [6] Dantzig, G.B.: Application of the simplex method to a transportation problem. In Koopmans TC, ed., *Activity Analysis of Production and Allocation*, 13, 359-373, John Wiley and Sons, 1951.
- [7] Ford, L.R., Fulkerson, D.R.: Solving the transportation problem. *Management Science*, 3: 1, 24-32, 1956.
- [8] Gottschlich, C., Schuhmacher, D.: The shortlist method for fast computation of the earth mover’s distance and finding optimal solutions to transportation problems. *PLoS ONE* 9: 10, e110214, 2014.
- [9] Hitchcock F.L.: The Distribution of a Product from Several Sources to Numerous Localities. *Journal of Mathematics and Physics*, 20, 224-230, 1941.

- [10] Kantorovich , L.V.: On the translocation of masses. C.R. (Doklady) Acad. Sci. URSS (N.S.), 37, 199-201, 1942.
- [11] Kovács P.: Minimum-cost flow algorithms: an experimental evaluation. *Optimization Methods and Software*, 30, 94-127, 2015.
- [12] LEMON. Library for efficient modeling and optimization in networks. <http://lemon.cs.elte.hu/trac/lemon>, 2010.
- [13] Luenberger, D.G., Ye, Y.: Linear and Nonlinear programming. International Series in Operations Research and Management Science, Springer, 3rd Edition, 2008.
- [14] Mérigot, Q.: A multiscale approach to optimal transport. *Computer Graphics Forum*, 30:5, 1583-1592, 2011.
- [15] Monge, G.: Mémoire sur la théorie des déblais et des remblais. In Histoire de l'Académie Royale des Sciences de Paris, 666-704, 1781.
- [16] Orlin J.B.: A polynomial time primal network simplex algorithm for minimum cost flows. *Mathematical Programming*, 78: 2, 109-129, 1996.
- [17] Ross, G. T., Klingman, D., Napier, A.: A computational study of the effects of problem dimensions on solution times for transportation problems. *Journal of the Association Computing Machinery* 22, 413-424, 1975.
- [18] Schmitzer, B.: A sparse multiscale algorithm for dense optimal transport. *Journal of Mathematical Imaging and Vision* 56:2, 238-259, 2016.
- [19] Schrieber J., Schuhmacher D., Gottschlich C.: DOTmark - a benchmark for discrete optimal transport. *IEEE Access*, 5, 271-282, 2016.
- [20] Schwinn, J., Werner, R.: On the effectiveness of primal and dual heuristics for the transportation problem. *IMA Journal of Management Mathematics* 30, 281-303, 2019.