

Approximation of Splines in Wasserstein Spaces

Jorge Justiniano^{*,1}, Martin Rumpf^{*,1}, and Matthias Erbar^{†,2}

¹Institute for Numerical Simulation, University of Bonn, Endenicher Allee 60, 53115 Bonn, Germany

jorge.justiniano@ins.uni-bonn.de, martin.rumpf@ins.uni-bonn.de

²Fakultät für Mathematik, Universität Bielefeld, Postfach 100131, 33501 Bielefeld, Germany
matthias.erbar@math.uni-bielefeld.de

February 22, 2023

Abstract

This paper investigates a time discrete variational model for splines in Wasserstein spaces to interpolate probability measures. Cubic splines in Euclidean space are known to minimize the integrated squared acceleration subject to a set of interpolation constraints. As generalization on the space of probability measures the integral over the squared acceleration is considered as a spline energy and regularized by addition of the usual action functional. Both energies are then discretized in time using local Wasserstein-2 distances and the generalized Wasserstein barycenter. The existence of time discrete regularized splines for given interpolation conditions is established. On the subspace of Gaussian distributions, the spline interpolation problem is solved explicitly and consistency in the discrete to continuous limit is shown. The computation of time discrete splines is implemented numerically, based on entropy regularization and the Sinkhorn algorithm. A variant of the iPALM method is applied for the minimization of the fully discrete functional. A variety of numerical examples demonstrate the robustness of the approach and show striking characteristics of the method. As a particular application the spline interpolation for synthesized textures is presented.

1 Introduction

In this paper we will study a time discrete variational model to compute spline paths in the space of probability measures equipped with the Wasserstein-2 metric. The spline paths are defined as measure-valued paths minimizing a spline energy subject to interpolation constraints and boundary conditions.

In the last decade, higher-order interpolation methods attracted a lot of attention in time-sequence interpolation or regression in the context of data analysis. Applications are for instance in computer graphics, computer vision, or medical imaging. The objects to be interpolated are usually considered as shapes in some infinite dimensional manifold equipped with an application dependent Riemannian metric. One approach is to consider a spline energy functional as a second order extension of the first order path energy on the Riemannian manifold. Given a set of objects – from now on called key frames – at disjoint times a spline curve is then defined as a minimizer of the spline energy subject to the key frame interpolation constraint.

In Euclidean space, cubic splines $x : [0, 1] \rightarrow \mathbb{R}^d$ are known to be minimizers of the integral of the squared acceleration $\int_0^1 |\ddot{x}|^2 dt$ due to a famous result by de Boor [16]. Our proposed method can be seen as a generalization of de Boor’s result to the Wasserstein space in discrete time. To see this, we use a simple rectangular quadrature rule to replace the integral, and the second order central difference to approximate the acceleration of a curve, to obtain

$$\int_0^1 |\ddot{x}|^2 dt \approx 4K^3 \sum_{k=1}^{K-1} \left| x_k - \frac{x_{k-1} + x_{k+1}}{2} \right|^2.$$

^{*}Supported by the Deutsche Forschungsgemeinschaft (DFG, German Research Foundation) through project 211504053/CRC1060.

[†]Supported by the Deutsche Forschungsgemeinschaft – SFB 1283/2 2021 – 317210226.

In our case, we are interested in discrete measure-valued curves. Hence, it is natural to replace the the Euclidean norm $|\cdot|$ with the Wasserstein L^2 distance between probability measures, and use a notion of barycenter between measures μ_{k-1} and μ_{k+1} , denoted as $\text{Bar}(\mu_{k-1}, \mu_{k+1})$, instead of the middle point $\frac{x_{k-1}+x_{k+1}}{2}$. The proposed discrete spline functional studied in this paper will therefore be given by

$$4K^3 \sum_{k=1}^{K-1} \mathcal{W}^2(\mu_k, \text{Bar}(\mu_{k-1}, \mu_{k+1})). \quad (1.1)$$

Noakes *et al.* [28] generalized de Boor's result in a finite dimensional Riemannian context, introducing Riemannian cubic splines as stationary paths of the integrated squared covariant derivative of the velocity field of a path. To define continuous splines on the space of probability measures as investigated here, a similar geometric structure is required. Fortunately, the celebrated Benamou-Brenier formula [3] allows for a formal endowment of a Riemannian structure on the Wasserstein space $\mathcal{P}_2(\mathbb{R}^d)$, as originally described in [29]. Beyond this scope, however, a second order analysis of paths in Wasserstein spaces is required. Such an analysis has been developed by Gigli in [18]. This approach in particular allows to define the acceleration of a curve of measures as the covariant derivative of its velocity. Energy splines (E-splines) are then defined as minimizers of the total squared acceleration, see (3.2) for more details. This functional, however, is intractable and not well-posed. Thus, some relaxations thereof have been recently proposed:

Both Benamou *et al.* in [5] and Chen *et al.* in [11] independently introduced the concept denoted now as P-splines, short for path splines. P-splines are \mathbb{R}^d -valued stochastic processes $(X_t)_{t \in [0,1]}$ defined on some underlying probability space (Ω, \mathbb{P}) that solve the following minimization problem

$$\min_{(X_t)_t} \int_0^1 \int_{\Omega} \|\ddot{X}_t\|^2 d\mathbb{P} dt, \quad (1.2)$$

subject to $I \geq 2$ given marginal constraints $X_{\bar{t}_i} \sim \bar{\mu}_i$ for prescribed times $0 = \bar{t}_1 < \dots < \bar{t}_I = 1$, and given probability measures $\bar{\mu}_i$ for all $i = 1, \dots, I$.

Numerically, this computationally demanding task is solved via a relaxation based on multi-marginal optimal transport with quadratic cost and entropic regularization. A drawback of this method is that a solution of (1.2) might fail to be deterministic, i.e. there is no guarantee that a Monge map $\phi_t : \mathbb{R}^d \rightarrow \mathbb{R}^d$ exists, such that $X_t = \phi_t(X_0)$, even if the marginal constraints are regular. Indeed, one can formally verify this fact by rewriting (1.2) as follows:

$$\min_{(X_t)_t} \int_0^1 \int_{\Omega} \|\ddot{X}_t\|^2 d\mathbb{P} dt = \int_{\Omega} \min_{(X_t)_t} \int_0^1 \|\ddot{X}_t\|^2 dt d\mathbb{P} = \int_{\Omega} \min_{X_{t_i} \sim \bar{\mu}_i} \int_0^1 \|\ddot{S}_t\|^2 dt d\mathbb{P}, \quad (1.3)$$

where $t \mapsto S_t$ is the classical Euclidean spline interpolating the points (t_i, X_{t_i}) . Hence, any solution $(X_t)_t$ of (1.2) has spline trajectories $t \mapsto X_t(\omega)$ for \mathbb{P} -almost all $\omega \in \Omega$ (see Fig. 1, top left). At the same time, if $X_0(\omega) = X_0(\omega')$ but $X_1(\omega) \neq X_1(\omega')$, this leads to splitting of mass, which explains the fact that a solution of (1.2) is not necessarily deterministic.

A different approach introduced by Chewi *et al.* [13] to construct measure-valued splines remedies this shortcoming and introduces so called transport splines (T-splines), where one studies the smooth interpolation of probability measures in the optimal transport context using a particle flow approach. To this end, samples are drawn from one distribution to be interpolated, usually $X_0 \sim \mu_0$. These samples are then pushed by the Monge maps T_i between consecutive prescribed distributions $\bar{\mu}_i, \bar{\mu}_{i+1}$ and the resulting chains of points $(T_i \circ \dots \circ T_0 \circ X_0)(\omega)$ at the prescribed times \bar{t}_i , for $i = 1, \dots, I$, are interpolated using classical cubic spline interpolation (see Fig. 1 top middle and bottom left). In [13], a relation to energy splines is investigated for Gaussian distributions in the one dimensional case. This method enjoys computational advantages.

From a theoretical point of view, both the P-spline and T-spline approaches are based on the Lagrangian perspective of optimal transport. Hence, instead of directly minimizing probability measures, they work with stochastic processes X_t that have C^2 sample paths and laws μ_t . This flow perspective may be a more natural choice for some applications, since one is able to easily track particle trajectories in continuous time. In contrast, E-splines can be seen as working on the Eulerian perspective of optimal transport, as we are able to track densities and particle velocities passing through any fixed time and spatial position. In the aforementioned papers, algorithms are given to compute sample trajectories of P-splines and T-splines. In this work, we propose a consistent variational-time approximation of E-splines, and devise an algorithm on how to construct them. We shall prove that this approximation is consistent with the Riemannian geometry of the Wasserstein space in the Gaussian case. Moreover, we are able to construct very simple counterexamples in 1D, where E-splines differ from P-splines and/or T-splines, and in both cases our approach properly and exactly (up to machine accuracy)

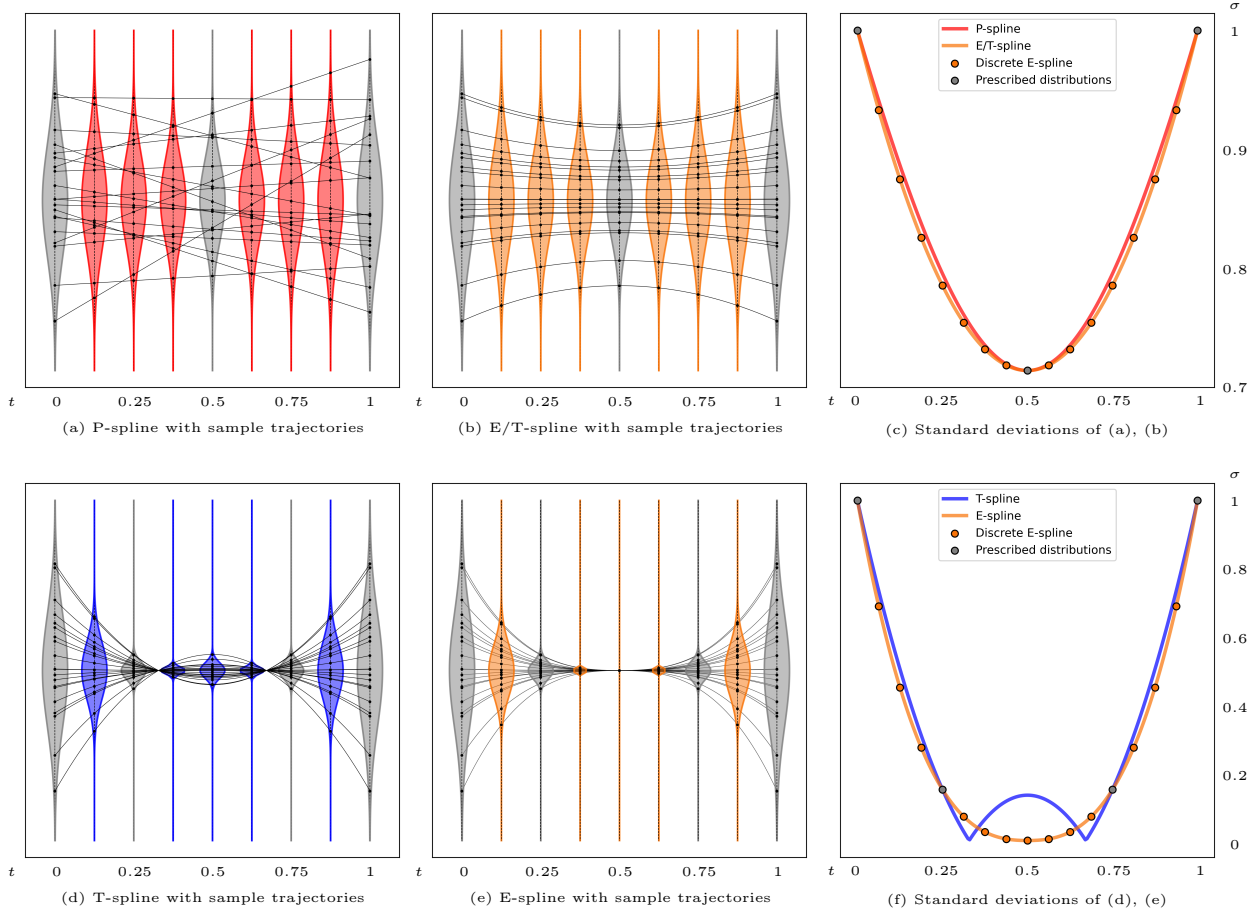


Figure 1: A comparison of the different spline models sampled at nine equidistant times in 1D for Gaussian probability distributions as interpolation constraints depicted in grey. Sampled random variables are drawn as black dots, and their optimal sample trajectories are depicted by the connecting black curves: top left: continuous P-spline (red); top middle: continuous E-spline/T-spline (orange) sampled at nine equidistant times; top right: standard deviations for both the P-spline (red) and E-spline/T-spline (orange). Orange dots represent the discrete values obtained with our method; bottom left: continuous T-spline (blue) sampled at nine equidistant times; bottom middle: continuous E-spline (orange) sampled at nine equidistant times; bottom right: standard deviations for both the T-spline (blue) and E-spline (orange). Orange dots represent the discrete values obtained with our method.

matches the theoretical value of the E-spline, see Fig. 1. Nowadays, there is a variety of spline approaches in non-linear spaces. Trouvé and Vialard [37] investigated a second-order shape functional in landmark space based on a tailored optimal control approach. Singh et al. [35] introduced an optimal control method involving a functional which measures the motion acceleration in a flow of diffeomorphisms ansatz for image regression. Tahraoui and Vialard [36] consider a second-order variational model on the group of diffeomorphisms involving the Eulerian acceleration in the context to diffeomorphic flow. They proposed a relaxed model leading to a Fisher-Rao functional, as a convex functional on the space of measures. Vialard [38] showed the existence of a minimizer of the Riemannian acceleration energy on the group of diffeomorphisms endowed with a right-invariant Sobolev metric of high order.

For smooth temporal interpolation of data distributions Chen and Karlsson [12] studied an optimal control problem subject to the transport problem and interpolation conditions as constraints. Thereby, they in particular consider the transport of Gaussian distributions. In his thesis, Julien Clancy [14] compared different spline approaches in the space of probability measures. He investigated entropy regularization and extended the approach to the spline interpolation for unbalanced measures.

An alternative higher order approximation approach has been presented by Karimi and Georgiou in [23] They considered a regression problem for polynomial measure-valued curves and a probability law on such curves to approximate distributional snapshots. This approach can be viewed as a least-squares regression in Wasserstein space where a multi-marginal optimal transport formulation leads to a linear program and the

Sinkhorn algorithm allows for the efficient computation in a entropy-regularized set up. Zhang and Noakes [40] investigated Riemannian cubic splines in the manifold of symmetric positive definite matrices using Lie algebra calculus and the Riemannian geometry on the space of Gaussian densities (the Bures-Wasserstein manifold [9], [17], [6]) induced by the Wasserstein distance [25].

Moreover, Rajkovic *et al.* [22] studied the spline interpolation of images where the underlying shape space reflects the metamorphosis model. The model separates in a physically intuitive way the Eulerian flow acceleration and the second material derivative of the image intensity. The resulting model is not Riemannian in the sense that splines are minimizers of the squared covariant derivative of the path velocity as in [28, 36, 38]. In fact, the covariant derivative of the path velocity in the Riemannian metric would lead to an interwoven model of the different types of acceleration. A rigorous convergence analysis in terms of Mosco convergence [27] of the time discrete to the time continuous metamorphosis model is presented in [22]. This way also the existence of minimizers of the continuous spline energy is established.

Our time discretization of energy splines will rely on a general theory for a variational time discretization of splines on Riemannian manifolds that has been proposed in [20]. The core ingredients of the general spline discretization proposed therein are a local functional \mathcal{W} with two objects on the manifold as arguments which approximates the squared Riemannian distance and an approximate average of two nearby objects on the manifold. This approach has been applied in [19] in computer graphics to the smooth interpolation of triangulated surfaces using the concept of discrete thin shells. In the context of probability measures the local functional \mathcal{W} will be the squared Wasserstein distance and the approximate average will be the Wasserstein barycenter.

Organization. This paper is organized as follows. In Section 2 we will briefly review the Wasserstein distance between probability measures, the Riemannian perspective on Wasserstein spaces and the flow formulation of optimal transport. In Section 3 the time continuous spline energy is derived using the Riemannian perspective and a variational time discretization of the continuous spline energy is introduced. Section 4 expands on the special case of Gaussian distributions, proving consistency of the discrete functional with the continuous one. Then, in Section 5 we prove convergence of temporally extended discrete Wasserstein spline energies to time-continuous ones in the sense of Mosco. Section 6 explains the fully discrete scheme which relies on the Sinkhorn algorithm and shows how to set up a suitable variant of the iPALM algorithm [31] to numerically solve for a spline interpolation given a set of key frames. Moreover, experimental results of the application of this algorithm on probability measures are presented. Finally, Section 7 experimentally demonstrates the versatility of our approach by applying the spline interpolation to image and texture interpolation.

2 Background

In this section, we briefly review the classical theory of optimal transport (OT), and the Riemannian structure of the Wasserstein space induced by this OT metric.

2.1 Review of Optimal Transport

Let Ω be a Polish space (separable, completely metrizable) that additionally satisfies the Heine-Borel property, i.e. its compact sets are exactly the closed and bounded ones. Moreover, we introduce the set of probability measures $\mathcal{P}(\Omega)$ on Ω . The subset of probability measures μ with finite second moment, i.e. $\int_{\Omega} d^2(x_0, x) d\mu < \infty$, for some (and any) $x_0 \in \Omega$ and a fixed metric $d(\cdot, \cdot)$ on Ω will be denoted as $\mathcal{P}_2(\Omega)$. For two probability measures $\mu, \nu \in \mathcal{P}(\Omega)$, we shall denote with $U(\mu, \nu)$ the set of couplings between them, that is, the set of (probability) measures $\Pi \in \mathcal{P}(\Omega^2)$ with $\Pi(A \times \Omega) = \mu(A)$ and $\Pi(\Omega \times A) = \nu(A)$ for all Borel sets A in Ω . For $\mu, \nu \in \mathcal{P}(\Omega)$, the set $U_o(\mu, \nu)$ is the set of all couplings Π between μ and ν that minimize $\int_{\Omega^2} d^2(x, y) d\Pi(x, y)$, i.e. the set of optimal couplings for the cost $d^2(\cdot, \cdot)$.

Definition 2.1 (Wasserstein distance). The squared Wasserstein distance between two probability measures $\mu, \nu \in \mathcal{P}(\Omega)$ will be denoted by \mathcal{W}^2 , and is defined as

$$\mathcal{W}^2(\mu, \nu) := \inf_{\Pi \in U(\mu, \nu)} \int_{\Omega^2} d^2(x, y) d\Pi(x, y).$$

Note that an optimal coupling is guaranteed to exist, and hence the infimum is actually a minimum. Furthermore, restricting to the space $\mathcal{P}_2(\Omega) \times \mathcal{P}_2(\Omega)$ actually leads to a complete metric space, cf. [39].

Moreover, let $C_b^0(\Omega)$ be the set of continuous, bounded functions on Ω . We then say that the sequence of measures $(\mu_k)_k$ converges narrowly to some $\mu \in \mathcal{P}(\Omega)$, if

$$\int_{\Omega} f d\mu_k \rightarrow \int_{\Omega} f d\mu,$$

for all $f \in C_b^0(\Omega)$. This will be denoted by $\mu_k \rightharpoonup \mu$.

The concept of tightness of probability measures will play a key role in the sequel: A set $\mathcal{K} \subseteq \mathcal{P}(\Omega)$ is said to be tight, if for any $\varepsilon > 0$ there is a compact set $\Omega_\varepsilon \subseteq \Omega$, such that $\mu(\Omega \setminus \Omega_\varepsilon) \leq \varepsilon$ for all $\mu \in \mathcal{K}$. Prokhorov's theorem states that tightness of a set of measures is equivalent to pre-compactness in the topology induced by the narrow convergence of measures, cf. [32].

2.2 Wasserstein spaces as a Riemannian Manifold

In this section we consider the spline interpolation problem from a geometric perspective. To this end, we will rely on the formal definition of a Riemannian metric on $\mathcal{P}_2(\mathbb{R}^d)$ given in [2] and [24]. We first introduce a characterization of absolutely continuous measure-valued curves $(\mu_t)_{t \in [0,1]}$. Indeed, absolute continuity of a curve $(\mu_t)_t$ is equivalent to the existence of a velocity field $v_t : \mathbb{R}^d \rightarrow \mathbb{R}^d$ for $t \in [0,1]$, satisfying certain estimates, and solving the continuity equation (CE):

$$\partial_t \mu_t + \nabla(v_t \mu_t) = 0 \quad \text{in } (0,1) \times \mathbb{R}^d, \quad (2.1)$$

encoding the conservation of mass (see [2], theorem 8.3.1. for a thorough proof). The above equation is to be understood in the sense of distributions. Moreover, due to the Benamou-Brenier formula (cf. [3]) one recovers the following definition of the L^2 -Wasserstein distance in terms of the velocity field $(v_t)_t$:

$$\mathcal{W}_2^2(\mu_0, \mu_1) := \inf_{(\mu_t)_t} \inf_{(v_t)_t \in CE((\mu_t)_t)} \int_0^1 \int_{\mathbb{R}^d} |v_t|^2 d\mu_t dt,$$

where $CE((\mu_t)_t) := \{(v_t)_t : [0,1] \times \mathbb{R}^d \rightarrow \mathbb{R}^d, ((\mu_t)_t, (v_t)_t) \text{ solves (CE)}\}$. For a fixed curve $(\mu_t)_t$, the optimal velocity field $(v_t)_t$ of the above problem can be characterized as belonging to the set

$$T_{\mu_t} := \overline{\{\nabla \varphi : \varphi \in C_c^\infty\}}^{L^2(\mu_t, \mathbb{R}^d)}$$

for all $t \in [0,1]$, [3]. This fact justifies the suggestive definition of the set T_μ as the tangent space of the Wasserstein space $\mathcal{P}_2(\mathbb{R}^d)$ at the point μ . The Riemannian metric on $\mathcal{P}_2(\mathbb{R}^d)$ at μ is then simply given by the L^2 product

$$\langle v, w \rangle_{T_{\mu_t}} := \int_{\mathbb{R}^d} \langle v, w \rangle \mu dx,$$

where $\langle \cdot, \cdot \rangle$ on the right hand side represents the usual inner product on \mathbb{R}^d . Then, the path energy \mathcal{E} of the measure-valued curve $(\mu_t)_t$ can be expressed by

$$\mathcal{E}((\mu_t)_t) = \inf_{T_{\mu_t} \cap CE((\mu_t)_t)} \int_0^1 \int_{\mathbb{R}^d} |v_t|^2 d\mu_t dt. \quad (2.2)$$

In [16], classical splines are defined as minimizers of the squared acceleration, integrated over time. The Riemannian counterpart to the acceleration of a particle is the covariant derivative of its velocity field $(v_t)_t$. To define this let us call a curve $(\mu_t)_t$ in $\mathcal{P}_2(\mathbb{R}^d)$ *regular*, if it is absolutely continuous and the optimal velocity vector field $(v_t)_t$ is Lipschitz in space and satisfies

$$\int_0^1 \text{Lip}(v_t) dt < \infty,$$

where $\text{Lip}(v)$ denotes the Lipschitz constant of v . Then there exists a unique family of flow maps $\mathcal{T}_s^t(\cdot) : \mathbb{R}^d \rightarrow \mathbb{R}^d$ that satisfy

$$\frac{d}{dt} \mathcal{T}_s^t(x) = v_t(\mathcal{T}_s^t(x)), \quad \mathcal{T}_s^s(x) = x. \quad (2.3)$$

We have that $\mu_t = (\mathcal{T}_s^t)_\# \mu_s$ for all $s \leq t$. The total derivative of an absolutely continuous vector field $(w_t)_t$ along a regular curve $(\mu_t)_t$ on $\mathcal{P}_2(\mathbb{R}^d)$ is then defined as

$$\frac{D}{dt} w_t := \lim_{h \rightarrow 0} \frac{w_{t+h} \circ \mathcal{T}_t^{t+h} - w_t}{h},$$

in the sense of $L^2(\mu_t)$. For a smooth vector field $(w_t)_t$ along a regular measure curve $(\mu_t)_t$, we can use (2.3) to obtain explicitly

$$\frac{D}{dt}w_t = \partial_t w_t + \nabla w_t \cdot v_t.$$

Finally, the covariant derivative can be given by projecting onto the tangent space

$$\nabla_{v_t} w_t := P_{\mu_t}(\partial_t w_t + \nabla w_t \cdot v_t), \quad (2.4)$$

where P_μ is the orthogonal projection in $L^2(\mu)$ onto the tangent space T_μ . For a thorough derivation of the covariant derivative on $\mathcal{P}_2(\Omega)$, we refer to [1], chapter 6.

3 Splines in Wasserstein Spaces

3.1 Definition of splines

Based on the discussion in the previous section, for $v_t \in T_{\mu_t}$ one may use $\nabla_{v_t} v_t$ as the acceleration of a measure-valued curve μ_t . This leads to

$$\nabla_{v_t} v_t = P_{\mu_t}(\partial_t v_t + \nabla v_t \cdot v_t) = P_{\mu_t}(\dot{v}_t + \frac{1}{2} \nabla |v_t|^2) = \dot{v}_t + \frac{1}{2} \nabla |v_t|^2, \quad (3.1)$$

where the last equality holds due to $v_t \in T_{\mu_t}$ and the second term already being in gradient-field form. This naturally leads to the following notion of a continuous-time spline energy functional:

$$\mathcal{F}((\mu_t)_t) = \inf_{v_t \in T_{\mu_t} \cap CE((\mu_t)_t)} \int_0^1 \int_{\mathbb{R}^d} |\dot{v}_t + \frac{1}{2} \nabla |v_t|^2|^2 d\mu_t dt, \quad (3.2)$$

for a general curve $(\mu_t)_t : [0, 1] \rightarrow \mathcal{P}(\mathbb{R}^d)$. The spline interpolation problem in the Wasserstein space is then to find a curve $(\mu_t)_t : [0, 1] \rightarrow \mathcal{P}(\mathbb{R}^d)$ that minimizes the functional (3.2), subject to a set of $I > 2$ point-wise interpolation constraints

$$\mu_{\bar{t}_i} = \bar{\mu}_i, \quad i = 1, \dots, I, \quad (3.3)$$

for prescribed times $\bar{t}_i \in [0, 1]$, $i = 1, \dots, I$, with $\bar{t}_1 < \dots < \bar{t}_I$ and $\bar{\mu}_i \in \mathcal{P}_2(\mathbb{R}^d)$. As already discussed in [16] for the Euclidean case, and [20] for the Riemannian case, we may impose one of the following boundary conditions (b.c.):

$$\text{natural b.c.:} \quad \text{no additional condition,} \quad (3.4)$$

$$\text{Hermite b.c.:} \quad v_0 = \bar{v}_0, v_1 = \bar{v}_1 \text{ for given } \bar{v}_0 \in T_{\mu_0} \text{ and } \bar{v}_1 \in T_{\mu_1}, \quad (3.5)$$

$$\text{periodic b.c.:} \quad \mu_0 = \mu_1, v_0 = v_1. \quad (3.6)$$

In the case of Hermite (also known as clamped) boundary conditions, we assume that $\bar{t}_1 = 0$ and $\bar{t}_I = 1$, so that μ_0 and μ_1 are prescribed as well.

From a theoretical point of view, it will be advantageous to regularize the above spline energy by adding the path energy \mathcal{E} multiplied by a regularization parameter $\delta > 0$. Hence, we introduce the regularized spline energy functional

$$\mathcal{F}^\delta := \mathcal{F} + \delta \mathcal{E}. \quad (3.7)$$

This will ensure tightness of all probability measures with finite energy, and consequently existence in the time-discrete case.

Definition 3.1. For given times $\bar{t}_i \in [0, 1]$ and prescribed probability distributions $\bar{\mu}_i \in \mathcal{P}_2(\mathbb{R}^d)$, $i = 1, \dots, I$, we define a (regularized) spline interpolation $(\mu_t)_t$ as a minimizer of the spline energy functional (3.2) (resp. (3.7)) subject to (3.3) and at most one of the boundary conditions (3.4)-(3.6).

Example 3.2 (Euclidean space). The Wasserstein distance between two delta distributions located at x and y is equal to the Euclidean distance $|x - y|$, and the associated Wasserstein geodesic is given by the curve of delta distributions at the locations of the Euclidean geodesic interpolating the end points. We now briefly check whether our definition is also consistent with cubic splines in \mathbb{R}^d when considering delta distributions.

Let $x : [0, 1] \rightarrow \mathbb{R}^d$ be a twice-differentiable curve, and define the measure-valued curve $\mu_t = \delta_{x_t}$. Then, one checks that with the choice $v_t \equiv \dot{x}_t$, (CE) is satisfied in distributional sense:

$$\int_0^1 \int_{\mathbb{R}^d} (\mu_t \partial_t \phi(t, x) + \mu_t v_t \nabla \phi(t, x)) \, dt \, dx = \int_0^1 (\partial_t \phi(t, x(t)) + v_t \nabla \phi(t, x(t))) \, dt = 0,$$

for all $\phi \in C_c^\infty((0, 1) \times \mathbb{R}^d)$. Moreover, as v_t is constant in space, we have $\nabla v_t \equiv 0$. Due to (3.1), we obtain $\nabla_{v_t} v_t = \ddot{x}_t$, so using (3.2) one gets

$$\mathcal{F}((\mu_t)_t) = \int_0^1 \int_{\mathbb{R}^d} |\ddot{x}_t|^2 \, d\mu_t \, dt = \int_0^1 |\ddot{x}_t|^2 \, dt,$$

for which the minimizer is given by the cubic spline subject to the interpolation constraints [16].

3.2 Variational discretization of splines

The temporal discretization of (regularized) Wasserstein spline energies will be based on a variational problem. To motivate the proposed discrete spline energy functional, let us consider the situation in Euclidean spaces, in which the velocity field v of a smooth curve $x : [0, 1] \rightarrow \mathbb{R}^d$ coincides with \dot{x} . By sampling this curve uniformly, i.e. taking $x_k := x(t_k^K)$ for $t_k^K := k/K$, $k = 0, \dots, K$, we are able to approximate the velocity at a time t_k^K by finite differences, that is, $\dot{x}(t_k^K) \approx K(x_{k+1} - x_k)$. Therefore, we obtain

$$|\dot{x}(t_k^K)|^2 \approx K^2 |x_{k+1} - x_k|^2.$$

Similarly, in Euclidean spaces the covariant derivative of the velocity field coincides with the acceleration \ddot{x} . We approximate this by central second order difference quotients, i.e. $\ddot{x}(t_k^K) \approx K^2(x_{k+1} - 2x_k + x_{k-1})$. Thus, defining $\text{Bar}(x_{k+1}, x_{k-1}) := \frac{x_{k+1} + x_{k-1}}{2}$ one obtains

$$|\ddot{x}(t_k^K)|^2 \approx 4K^4 \left| x_k - \frac{x_{k+1} + x_{k-1}}{2} \right|^2 = 4K^4 |x_k - \text{Bar}(x_{k+1}, x_{k-1})|^2.$$

A simple rectangular quadrature rule $\int_0^1 f(t) \, dt \approx K^{-1} \sum_{k=1}^{K-1} f(t_k^K)$ for $t_k^K := \frac{k}{K}$ leads to the following approximations of the Euclidean velocity and acceleration functional, respectively:

$$\mathcal{E}(x) = \int_0^1 |\dot{x}_t|^2 \, dt \approx K \sum_{k=1}^K |x_{k+1} - x_k|^2, \quad (3.8)$$

$$\mathcal{F}(x) = \int_0^1 |\ddot{x}_t|^2 \, dt \approx 4K^3 \sum_{k=1}^{K-1} |x_k - \text{Bar}(x_{k+1}, x_{k-1})|^2. \quad (3.9)$$

Recall that the Euclidean barycenter is the solution to the following minimization problem:

$$\text{Bar}(x, y) = \underset{z \in \mathbb{R}^d}{\text{argmin}} |x - z|^2 + |y - z|^2,$$

for some $x, y \in \mathbb{R}^d$. Hence, it is intuitive to replace the Euclidean L^2 -norm with the Wasserstein distance, giving rise to the following discrete path energy

$$\mathbf{E}^K(\boldsymbol{\mu}^K) := K \sum_{k=0}^{K-1} \mathcal{W}^2(\mu_k^K, \mu_{k+1}^K), \quad (3.10)$$

for a $(K+1)$ -tuple of probability measures $\boldsymbol{\mu}^K := (\mu_0^K, \dots, \mu_K^K)$. Moreover, we will also give suitable definitions of a Wasserstein barycenter:

Definition 3.3. Let $\mu, \nu \in \mathcal{P}(\Omega)$, and $t \in [0, 1]$. A solution of the following minimization problem

$$\text{Bar}^t(\mu, \nu) \in \underset{\rho \in \mathcal{P}(\Omega)}{\text{argmin}} (1-t)\mathcal{W}^2(\rho, \mu) + t\mathcal{W}^2(\rho, \nu), \quad (3.11)$$

is called a t -barycenter between μ and ν . For the sake of readability, we shall usually omit the t -index from both the notation and nomenclature when $t = \frac{1}{2}$.

Remark 3.4. If $\mu, \nu \in \mathcal{P}_2(\Omega)$, then we can guarantee the existence of a solution of (3.11) (cf. [24]). Indeed, let $\Pi \in U_o(\mu, \nu)$, and let π^i be the projection operators onto the i -th coordinate. Then,

$$\text{Bar}^t(\mu, \nu) = \left(\frac{1}{2}\pi_1 + \frac{1}{2}\pi_2\right)_{\#} \Pi \quad (3.12)$$

is a t -barycenter between μ and ν . If, in addition, $\Omega \subseteq \mathbb{R}^d$ and at least one of μ or ν is absolutely continuous with respect to the Lebesgue measure on \mathbb{R}^d , then Brenier's theorem [8] and McCann's interpolation [26] even guarantee uniqueness of the t -barycenter, given explicitly by

$$\text{Bar}^t(\mu, \nu) = ((1-t)\mathbb{1} + tT_{\mu}^{\nu})_{\#}\mu, \quad (3.13)$$

where T_{μ}^{ν} is the optimal transport map from μ to ν .

In Wasserstein spaces, there is another related notion of barycenter, which will be called generalized Wasserstein barycenter:

Definition 3.5. Let $\mu_1, \mu_2, \mu_3 \in \mathcal{P}(\Omega)$. Let now Π be a three-measure coupling between them, i.e. $\Pi \in \mathcal{P}(\Omega^3)$, and $\Pi(A \times \Omega \times \Omega) = \mu_1(A)$, $\Pi(\Omega \times A \times \Omega) = \mu_2(A)$, and $\Pi(\Omega \times \Omega \times A) = \mu_3(A)$ for all Borel sets $A \subseteq \Omega$. If furthermore, we have that $(\pi^1, \pi^2)_{\#}\Pi \in U_o(\mu_1, \mu_2)$, and $(\pi^2, \pi^3)_{\#}\Pi \in U_o(\mu_2, \mu_3)$, we say $\Pi \in U_o(\mu_1, \mu_2, \mu_3)$. A measure μ is a generalized (Wasserstein) t -barycenter between μ_1 and μ_3 with base point μ_2 , denoted as $\text{Bar}_{\mu_2}^t(\mu_1, \mu_3)$, if it is of the form $\mu = ((1-t)\pi^1 + t\pi^3)_{\#}\Pi$ for a $\Pi \in U_o(\mu_1, \mu_2, \mu_3)$. When $t = \frac{1}{2}$, we shall omit t from the notation.

Remark 3.6. Similarly as above, if μ_2 is absolutely continuous with respect to the Lebesgue measure on \mathbb{R}^d , then Brenier's theorem guarantees uniqueness of the generalized t -barycenter, given explicitly by

$$\text{Bar}_{\mu_2}^t(\mu_1, \mu_3) = ((1-t)T_2^1 + tT_2^3)_{\#}\mu_2, \quad (3.14)$$

where T_2^i is the optimal transport map from μ_2 to μ_i , $i = 1, 3$. Note that $(1-t)T_2^1 + tT_2^3$ is again an optimal map (since it inherits the structure of being the gradient of a convex function from T_2^i).

In analogy to equation (3.9) we will define two notions of time discrete spline energies related to the different kinds of barycenters introduced above:

Definition 3.7 (Discrete spline energy). Let $\boldsymbol{\mu}^K := (\mu_0^K, \dots, \mu_K^K)$ be a $(K+1)$ -tuple of probability measures. The discrete spline energy \mathbf{F}^K of $\boldsymbol{\mu}^K$ is then defined as

$$\mathbf{F}^K(\boldsymbol{\mu}^K) := 4K^3 \sum_{k=1}^{K-1} \mathcal{W}^2(\mu_k^K, \text{Bar}(\mu_{k-1}^K, \mu_{k+1}^K)). \quad (3.15)$$

Similarly, one defines the generalized discrete spline energy \mathbf{F}_G of $\boldsymbol{\mu}^K$ as

$$\mathbf{F}_G^K(\boldsymbol{\mu}^K) := 4K^3 \sum_{k=1}^{K-1} \mathcal{W}^2(\mu_k^K, \text{Bar}_{\mu_k^K}(\mu_{k-1}^K, \mu_{k+1}^K)). \quad (3.16)$$

The regularized discrete spline energies are given by

$$\mathbf{F}^{\delta, K} := \mathbf{F}^K + \delta \mathbf{E}^K, \quad \mathbf{F}_G^{\delta, K} := \mathbf{F}_G^K + \delta \mathbf{E}^K \quad (3.17)$$

for $\delta > 0$ (for $\delta = 0$ we retrieve the non-regularized spline energy). Computing a (regularized) time-discrete spline interpolation now consists in finding a tuple $\boldsymbol{\mu}^K = (\mu_0^K, \dots, \mu_K^K)$ that minimizes the functional (3.17), subject to a set of $I > 2$ point-wise interpolation constraints

$$\mu_{K\bar{t}_i}^K = \bar{\mu}_i, \quad i = 1, \dots, I, \quad (3.18)$$

for fixed prescribed times $\bar{t}_i \in [0, 1]$, which fulfil $K\bar{t}_i \in \mathbb{N}_0$, with $\bar{t}_1 < \dots < \bar{t}_I$ and $\bar{\mu}_i \in \mathcal{P}_2(\mathbb{R}^d)$ for $i = 1, \dots, I$.

The discrete counterparts of boundary conditions, one of which may be additionally imposed, can be written as follows:

$$\text{natural b.c.:} \quad \text{no additional condition}, \quad (3.19)$$

$$\text{Hermite b.c.:} \quad \mu_0^K = \bar{\mu}_0, \mu_1^K = \bar{\mu}_1, \mu_{K-1}^K = \bar{\mu}_{K-1}, \mu_K^K = \bar{\mu}_K, \quad (3.20)$$

$$\text{periodic b.c.: } \mu_0^K = \mu_K^K, \quad K(T_0^1 - \mathbb{1}) = K(T_K^{K-1} - \mathbb{1}), \quad (3.21)$$

where T_k^l is the optimal transport map from μ_k to μ_l . Note that since the optimal transport map between $\bar{\mu}_1$ and $\bar{\mu}_0$ is approximately given by $T_0^1 \approx \frac{v_0}{K} + \mathbb{1}$ for small $\mathcal{W}(\bar{\mu}_0, \bar{\mu}_1)$ (and analogously for $\bar{\mu}_{K-1}$ and $\bar{\mu}_K$), we can see Hermite b.c. as implicitly encoding the approximate initial and final velocities \bar{v}_0 and \bar{v}_1 , similar to the continuous case. In the same vein, periodic b.c. can be encoded by summing (3.17) up to K (instead of $K-1$), where we set $\mu_{K+1} = \mu_0$.

Now we are in position to define a regularized time-discrete spline interpolations:

Definition 3.8 (Regularized discrete spline interpolations). For $2 \leq I \leq K$, given data points $\bar{t}_i \in [0, 1]$ and fixed data $\bar{\mu}_i \in \mathcal{P}_2(\mathbb{R}^d)$ for $i = 1, \dots, I$, we define a regularized (generalized) discrete spline interpolation $\boldsymbol{\mu}^K$ as a minimizer of the discrete spline energy functional $\mathbf{F}_{(G)}^{\delta, K}$ with $\delta > 0$ (cf. (3.17)) subject to the interpolation constraints (3.18) and one of the boundary conditions (3.19)-(3.21).

We will now show existence of a minimizer of the regularized spline energy functional introduced above, for all $\delta > 0$. First, let us show a technical lemma:

Lemma 3.9. *Let Ω be as in Subsection 2.1 and let $(\mu_n)_n \subseteq \mathcal{P}(\Omega)$ be tight, and $(\nu_n)_n \subseteq \mathcal{P}(\Omega)$. If $\sup_n \mathcal{W}^2(\mu_n, \nu_n) \leq C < \infty$, then $(\nu_n)_n$ is also tight.*

Proof. We will argue by contradiction: Assume that $(\nu_n)_n$ is not tight. Then, there is an $\varepsilon > 0$, so that for all $R > 0$ there is a $k = k(R) \in \mathbb{N}$ that fulfils $\nu_k(\Omega \setminus \bar{B}_R(\omega)) > \varepsilon$ for some fixed $\omega \in \Omega$.

Let $r > 0$ be chosen so that $\mu_n(\Omega \setminus \bar{B}_r(\omega)) \leq \varepsilon/2$ for all $n \in \mathbb{N}$. This is possible due to the tightness of $(\mu_n)_n$. For any coupling $\Pi \in \mathcal{P}(\Omega^2)$ of $\mu_{k(R)}$ and $\nu_{k(R)}$ we have that

$$\Pi(\{(x, y) : d^2(x, y) \geq (R - r)^2\}) > \varepsilon/2.$$

Hence, we obtain

$$\mathcal{W}^2(\mu_k, \nu_k) > \frac{\varepsilon}{2}(R - r)^2.$$

Since ε and r are fixed, and k only depends on R , we can choose R big enough so that $\mathcal{W}^2(\mu_k, \nu_k) > C$, which leads to the desired contradiction. \square

Theorem 3.10. *For all $\delta > 0$, $K \in \mathbb{N}$, $2 \leq I \leq K$, given times $\bar{t}_i \in [0, 1]$ and prescribed probability measures $\bar{\mu}_i \in \mathcal{P}_2(\mathbb{R}^d)$ for all $i = 1, \dots, I$, there exists a discrete regularized (generalized) spline interpolation in the sense of Definition 3.8.*

Proof. Any choice of $\mu_k \in \mathcal{P}_2(\mathbb{R}^d)$ for $k = 0, \dots, K$ gives a finite regularized spline energy $\bar{F} := \mathbf{F}^\delta((\mu_k)_k)$. Let $(\boldsymbol{\mu}^{(n)})_n$ be a minimizing sequence for \mathbf{F}^δ under the given constraints. In particular, $\sup_n \mathbf{F}^{\delta, K}(\boldsymbol{\mu}^{(n)}) \leq \bar{F}$. Thus,

$$\bar{F} \geq \sup_n \mathbf{F}^{\delta, K}(\boldsymbol{\mu}^{(n)}) \geq \sup_n \delta \mathcal{W}^2(\mu_k^{(n)}, \mu_{k+1}^{(n)}),$$

for any k . For $k \in I$, $\mu_k^{(n)} = \bar{\mu}_k$ for all n . Since any constant measure-valued sequence is tight, by the previous lemma the sequence $(\mu_{k+1}^{(n)})_n$ is also tight. We can use the previous lemma multiple times and "propagate" tightness by induction. Next, by Prokhorov's theorem we can choose a subsequence, so that for all $k \in \{0, \dots, K\}$ the sequence $(\mu_k^{(n)})_n$ is narrowly convergent to some $\mu_k \in \mathcal{P}(\mathbb{R}^d)$. In fact, we have $\mu_k \in \mathcal{P}_2(\mathbb{R}^d)$ by the triangle inequality

$$\mathcal{W}(\mu_k, \delta_{x_0}) \leq \mathcal{W}(\mu_k, \mu_{k-1}) + \mathcal{W}(\mu_{k-1}, \delta_{x_0}),$$

for a point x_0 in \mathbb{R}^d . If $k-1 = K\bar{t}_i$ for some $i = 1, \dots, I$, then $\mu_{k-1} = \bar{\mu}_{\bar{t}_i} \in \mathcal{P}_2(\mathbb{R}^d)$ and hence, the second term on the right hand side is finite. Since the first term on the right hand side is one term in the discrete path energy contained in $\mathbf{F}^{\delta, K}$, it is finite as well. We may now proceed by induction to see that $\mu_k \in \mathcal{P}_2(\mathbb{R}^d)$ for all $k = 0, \dots, K$.

Let $\Pi_{k-1, k+1}^{(n)} \in \mathcal{P}(\mathbb{R}^{2d})$ be an optimal transport plan between $\mu_{k-1}^{(n)}$ and $\mu_{k+1}^{(n)}$, i.e. $\Pi_{k-1, k+1}^{(n)} \in U_o(\mu_{k-1}^{(n)}, \mu_{k+1}^{(n)})$. As the marginals of $\Pi_{k-1, k+1}^{(n)}$ are tight (they are even narrowly convergent, cf. [1], chapter 5), the sequence of optimal couplings $(\Pi_{k-1, k+1}^{(n)})_n$ is also tight, and up to a subsequence, it narrowly converges to an optimal coupling $\Pi_{k-1, k+1}$ of μ_{k-1} and μ_k .

This entails narrow convergence of the barycenter:

$$\text{Bar}(\mu_{k-1}^{(n)}, \mu_{k+1}^{(n)}) = \left(\frac{1}{2}\pi^1 + \frac{1}{2}\pi^2 \right)_{\#} \Pi_{k-1,k+1}^{(n)} \rightarrow \left(\frac{1}{2}\pi^1 + \frac{1}{2}\pi^2 \right)_{\#} \Pi_{k-1,k+1} = \text{Bar}(\mu_{k-1}, \mu_{k+1})$$

due to the continuity of the projections π^i (for $i = 1, 2$), and Remark 3.4. Finally, we use the lower semi-continuity of the Wasserstein distance under narrow convergence, to obtain

$$\mathcal{F}^{\delta,K}(\mu) \leq \liminf_n \mathcal{F}^{\delta,K}(\mu^{(n)}).$$

As the right-hand sequence was assumed to be a minimizing sequence, μ is indeed a minimizer of the regularized spline functional, and hence a spline interpolation. The proof of existence of minimizers for the generalized spline interpolation energy functional \mathbf{F}_G^δ can be proven analogously, with minor changes in the proof. \square

4 Gaussian E-splines

In this section we will explicitly derive the continuous spline energy for measure-valued curves restricted to the space of Gaussian distributions, and show its consistency with the discrete spline energy notions we defined in the previous section. Let us first introduce some notation:

Definition 4.1. Let $\mathbb{R}_{+, \text{sym}}^{d \times d}$ be the space of symmetric, positive definite $d \times d$ matrices, and $\mathbb{R}_{+, \text{dia}}^{d \times d} \subset \mathbb{R}_{+, \text{sym}}^{d \times d}$ the space of diagonal, positive definite $d \times d$ matrices. Then, one can identify the space of Gaussian probability measures with the set $\mathbb{R}^d \times \mathbb{R}_{+, \text{sym}}^{d \times d}$ through the bijective map

$$\begin{aligned} \Phi : \mathbb{R}^d \times \mathbb{R}_{+, \text{sym}}^{d \times d} &\longrightarrow \Phi(\mathbb{R}^d \times \mathbb{R}_{+, \text{sym}}^{d \times d}) \subset \mathcal{P}_2(\mathbb{R}^d) \\ (m, \sigma) &\mapsto \mathcal{N}(m, \sigma^2), \end{aligned}$$

where $\mathcal{N}(m, \sigma^2)$ is the Gaussian probability measure with mean m and standard deviation matrix σ , i.e. the absolutely continuous probability measure with respect to the Lebesgue measure \mathcal{L} on \mathbb{R}^d with density $\frac{d\mathcal{N}(m, \sigma^2)}{d\mathcal{L}}$ given by $(2\pi)^{-\frac{d}{2}} \det(\sigma)^{-1} e^{-\frac{1}{2}(x-m)^T \sigma^{-2}(x-m)}$. Defining $\text{mean} : \mathcal{P}_2(\mathbb{R}^d) \rightarrow \mathbb{R}^d$, $\mu \mapsto \int_{\mathbb{R}^d} x d\mu(x)$, and $\text{cov} : \mathcal{P}_2(\mathbb{R}^d) \rightarrow \mathbb{R}_{+, \text{sym}}^{d \times d}$, $\mu \mapsto \int_{\mathbb{R}^d} (x - \text{mean}(\mu))(x - \text{mean}(\mu))^T d\mu(x)$ as the mean and covariance matrix of a probability measure μ , respectively, one can straightforwardly check that the inverse $\Phi^{-1} : \Phi(\mathbb{R}^d \times \mathbb{R}_{+, \text{sym}}^{d \times d}) \rightarrow \mathbb{R}^d \times \mathbb{R}_{+, \text{sym}}^{d \times d}$ is explicitly given by $\mu \mapsto (\text{mean}(\mu), \text{std}(\mu))$, where the standard deviation matrix $\text{std}(\mu)$ is the unique element in $\mathbb{R}_{+, \text{sym}}^{d \times d}$ with $\text{std}^2(\mu) = \text{cov}(\mu)$.

4.1 The case of general Gaussian distributions

In what follows, we explicitly compute the spline energy for curves in the space of Gaussian distributions. To this end, we will first list some facts about optimal transport in this restricted setting:

Proposition 4.2. Let $m_1, m_2 \in \mathbb{R}^d$, and $\sigma_1, \sigma_2 \in \mathbb{R}_{+, \text{sym}}^{d \times d}$. Define $\mu_1 = \mathcal{N}(m_1, \sigma_1^2)$ and $\mu_2 = \mathcal{N}(m_2, \sigma_2^2)$. Then, the following statements hold:

1. The optimal transport map T from μ_1 to μ_2 is given by $x \mapsto T(x) = m_2 + \sigma_1^{-1}(\sigma_1 \sigma_2^2 \sigma_1)^{\frac{1}{2}} \sigma_1^{-1}(x - m_1)$. If σ_1 and σ_2 are simultaneously diagonalizable, T is simplified to $T(x) = m_2 + \sigma_1^{-1} \sigma_2 (x - m_1)$.
2. The squared L^2 -Wasserstein distance between μ_1 and μ_2 is $\mathcal{W}^2(\mu_1, \mu_2) = |m_1 - m_2|^2 + B^2(\sigma_1, \sigma_2)$, where $B^2(\sigma_1, \sigma_2) := \text{tr}(\sigma_1^2 + \sigma_2^2 - 2(\sigma_1 \sigma_2^2 \sigma_1)^{1/2})$ is the squared Bures-Wasserstein metric defined in [9]. If σ_1 and σ_2 are simultaneously diagonalizable, B^2 is given by $B^2(\sigma_1, \sigma_2) = \|\Sigma_1 - \sigma_2\|_F^2$, where $\|A\|_F^2 := \text{tr}(A^T A)$ is the Frobenius norm of a matrix $A \in \mathbb{R}^{d \times d}$.
3. For all $t \in [0, 1]$, $\text{Bar}^t(\mu_1, \mu_2)$ is a Gaussian distribution with

$$\begin{aligned} \text{mean}(\text{Bar}^t(\mu_1, \mu_2)) &= (1-t)m_1 + tm_2, \\ \text{std}(\text{Bar}^t(\mu_1, \mu_2)) &= \left[\left((1-t)\sigma_1 + t\sigma_1^{-1}(\sigma_1 \sigma_2^2 \sigma_1)^{\frac{1}{2}} \right) \left((1-t)\sigma_1 + t\sigma_1^{-1}(\sigma_1 \sigma_2^2 \sigma_1)^{\frac{1}{2}} \right)^T \right]^{\frac{1}{2}} \end{aligned}$$

4. Let $m \in \mathbb{R}^d$, $\sigma \in \mathbb{R}_{+,sym}^{d \times d}$, and $\mu := \mathcal{N}(m, \sigma^2)$. For all $t \in [0, 1]$, $\text{Bar}_\mu^t(\mu_1, \mu_2)$ is a Gaussian distribution with

$$\text{mean}(\text{Bar}_\mu^t(\mu_1, \mu_2)) = (1-t)m_1 + tm_2,$$

$$\text{std}(\text{Bar}_\mu^t(\mu_1, \mu_2)) = \left[\left((1-t)\sigma^{-1}(\sigma\sigma_1^2\sigma)^{\frac{1}{2}} + t\sigma^{-1}(\sigma\sigma_2^2\sigma)^{\frac{1}{2}} \right) \left((1-t)\sigma^{-1}(\sigma\sigma_1^2\sigma)^{\frac{1}{2}} + t\sigma^{-1}(\sigma\sigma_2^2\sigma)^{\frac{1}{2}} \right)^T \right]^{\frac{1}{2}}.$$

Proof. 1. : See [30], equation (2.40).

2. : See [30], equations (2.41)-(2.42).

3. and (4) : It is straightforward to prove that for $a, b \in \mathbb{R}^d$, $A \in \mathbb{R}^{d \times d}$ and $\Sigma \in \mathbb{R}_{+,sym}^{d \times d}$ then for the map $F : x \mapsto Ax + b$, it holds $F_\# \mathcal{N}(a, \Sigma) = \mathcal{N}(Aa + b, A\Sigma A^T)$. Plugging in the explicit expression for T given in (1), and using remarks 3.4 and 3.6 respectively, one obtains the desired results. \square

Proposition 4.3 (Consistency). *Let $(m_t, \sigma_t)_t$ be a curve in $C^3([0, 1], \mathbb{R}^d \times \mathbb{R}_{+,sym}^{d \times d})$, and let $(\mu_t)_t := \mathcal{N}(m_t, \sigma_t^2)$ be the respective Gaussian-valued curve. Moreover, define $\mu_k^K := \mu_{t_k^K}$, with $t_k^K := k/K$. Then, we have*

$$\mathcal{E}((\mu_t)_t) = \int_0^1 \left\| \sigma_t^{-1} \frac{d}{dh} \Big|_{h=0} (\sigma_t \sigma_{t+h}^2 \sigma_t)^{\frac{1}{2}} \right\|_F^2 dt + \int_0^1 |\dot{m}_t|^2 dt = \mathbf{E}^K((\mu_0^K, \dots, \mu_K^K)) + \mathcal{O}(K^{-1}), \quad (4.1)$$

$$\mathcal{F}((\mu_t)_t) = \int_0^1 \left\| \sigma_t^{-1} \frac{d^2}{dh^2} \Big|_{h=0} (\sigma_t \sigma_{t+h}^2 \sigma_t)^{\frac{1}{2}} \right\|_F^2 dt + \int_0^1 |\ddot{m}_t|^2 dt = \mathbf{F}_G^K((\mu_0^K, \dots, \mu_K^K)) + \mathcal{O}(K^{-1}), \quad (4.2)$$

where \mathcal{F} is the spline energy on the space of Gaussian distributions $\Phi(\mathbb{R}^d \times \mathbb{R}_{+,sym}^{d \times d}) \subset \mathcal{P}_2(\mathbb{R}^d)$, and the implicit constant in $\mathcal{O}(K^{-1})$ is independent of K .

Proof. Using the following representation for the optimal velocity field v_t when μ_t is absolutely continuous with respect to the Lebesgue measure for all $t \in [0, 1]$ (see [1], eq. (8.4.8)), we obtain

$$v_t = \lim_{h \rightarrow 0} \frac{T_t^{t+h} - \text{Id}}{h} = \frac{d}{dh} \Big|_{h=0} T_t^{t+h},$$

where $T_t^{t+h}(x) = A_t^{t+h}(x - m_t) + m_{t+h}$ is the optimal transport map from μ_t to μ_{t+h} , explicitly given in proposition 4.2, where $A_t^{t+h} := \sigma_t^{-1} (\sigma_t \sigma_{t+h}^2 \sigma_t)^{\frac{1}{2}} \sigma_t^{-1}$. One then obtains $v_t(x) = \frac{d}{dh} \Big|_{h=0} A_t^{t+h}(x - m_t) + \dot{m}_t$, which proves the first equality in (4.1). Moreover, due to the differentiability assumptions, the function $h \mapsto T_t^{t+h}$ is three times differentiable. Hence, the curve $t \mapsto v_t(x)$ is twice differentiable, so by central difference quotients one obtains

$$v_{t+h/2} = \frac{T_t^{t+h} - \text{Id}}{h} + \mathcal{O}(h^2), \quad v_{t-h/2} = \frac{T_t^t - \text{Id}}{h} + \mathcal{O}(h^2).$$

For the second order variational calculus we compute:

$$\begin{aligned} \dot{v}_t(x) &= \frac{v_{t+h/2} - v_{t-h/2}}{h}(x) + \mathcal{O}(h) = \frac{T_t^{t+h} - T_t^t}{h^2}(x) + \mathcal{O}(h) \\ &= \frac{T_t^{t+h} - 2\text{Id} + T_t^{t-h}}{h^2}(x) - \frac{T_t^t - 2\text{Id} + T_t^{t-h}}{h^2}(x) + \mathcal{O}(h) \\ &= \frac{T_t^{t+h} - 2\text{Id} + T_t^{t-h}}{h^2}(x) - \frac{m_t + A_{t-h}^t(x - m_{t-h}) - 2x + m_{t-h} + A_t^{t-h}(x - m_t)}{h^2} + \mathcal{O}(h) \\ &= \frac{T_t^{t+h} - 2\text{Id} + T_t^{t-h}}{h^2}(x) - \frac{(A_{t-h}^t - 2\mathbf{1} + A_t^{t-h})(x - m_t)}{h^2} - \frac{(A_{t-h}^t - \mathbf{1})(m_t - m_{t-h})}{h^2} + \mathcal{O}(h) \\ &= \frac{T_t^{t+h} - 2\text{Id} + T_t^{t-h}}{h^2}(x) - \frac{(A_{t-h}^t - \mathbf{1})(\mathbf{1} - A_t^{t-h})(x - m_t)}{h^2} - \frac{(A_{t-h}^t - \mathbf{1})(m_t - m_{t-h})}{h^2} + \mathcal{O}(h) \\ &= \frac{T_t^{t+h} - 2\text{Id} + T_t^{t-h}}{h^2}(x) - \frac{d}{dh} \Big|_{h=0} A_t^{t+h} \frac{d}{dh} \Big|_{h=0} A_t^{t+h}(x - m_t) - \frac{d}{dh} \Big|_{h=0} A_t^{t+h}(\dot{m}_t) + \mathcal{O}(h) \end{aligned}$$

$$\begin{aligned}
&= \frac{T_t^{t+h} - 2\text{Id} + T_t^{t-h}}{h^2}(x) - \frac{d}{dh}\Big|_{h=0} A_t^{t+h} v_t(x) + \mathcal{O}(h) \\
&= \frac{T_t^{t+h} - 2\text{Id} + T_t^{t-h}}{h^2}(x) - Dv_t(x)v_t(x) + \mathcal{O}(h)
\end{aligned}$$

where in the sixth equality we used $A_{t-h}^t = (A_t^{t-h})^{-1}$, and in the last equality $\frac{d}{dh}\Big|_{h=0} A_t^{t+h} = Dv_t(x)$. Moreover, $\frac{1}{2}\nabla|v_t(x)|^2 = Dv_t(x)v_t(x)$. Hence, due to the differentiability of $h \mapsto T_t^{t+h}$, we have

$$\nabla_{v_t} v_t = \dot{v}_t + \frac{1}{2}\nabla|v_t|^2 = \frac{T_t^{t+h} - 2 \cdot \text{Id} + T_t^{t-h}}{h^2} + \mathcal{O}(h) = \frac{d^2}{dh^2}\Big|_{h=0} (T_t^{t+h}),$$

and

$$\int_{\mathbb{R}^d} |\nabla_{v_t} v_t|^2 d\mu_t = \int_{\mathbb{R}^d} \frac{|T_t^{t+h} - 2 \cdot \text{Id} + T_t^{t-h}|^2}{h^4} d\mu_t + \mathcal{O}(h) = 4 \frac{\mathcal{W}^2(\mu_t, \text{Bar}_{\mu_t}(\mu_{t-h}, \mu_{t+h}))}{h^4} + \mathcal{O}(h),$$

where in the last equality we used the fact that $\frac{T_t^{t+h} + T_t^{t-h}}{2}$ is the optimal map between $\text{Bar}_{\mu_t}(\mu_{t-h}, \mu_{t+h})$ and μ_t , cf. Remark 3.6. Using once again the rectangular quadrature rule $\int_0^1 f(t) dt = K^{-1} \sum_{k=1}^{K-1} f(t_k^K) + \mathcal{O}(K^{-1})$ with $t_k^K := k/K$, setting $h = K^{-1}$ and defining $\mu_k^K := \mu_{t_k^K}$, we obtain the following discrete approximation of the continuous time spline energy

$$\int_0^1 \int_{\mathbb{R}^d} |\nabla_{v_t} v_t|^2 d\mu_t dt = 4K^3 \sum_{k=1}^{K-1} \mathcal{W}^2(\mu_k^K, \text{Bar}_{\mu_k^K}(\mu_{k-1}^K, \mu_{k+1}^K)) + \mathcal{O}(h) = \mathbf{F}_G^K((\mu_0^K, \dots, \mu_K^K)) + \mathcal{O}(h).$$

The analogous estimate for (4.1) can be proved completely analogously. The continuous spline energy on Gaussian distributions is given by

$$\begin{aligned}
\int_0^1 \int_{\mathbb{R}^d} |\nabla_{v_t} v_t|^2 d\mu_t dt &= \int_0^1 \int_{\mathbb{R}^d} \left| \frac{d^2}{dh^2}\Big|_{h=0} (T_t^{t+h}) \right|^2 d\mu_t dt = \int_0^1 \text{tr} \left(\sigma_t^{-1} \left(\frac{d^2}{dh^2}\Big|_{h=0} (\sigma_t \sigma_{t+h}^2 \sigma_t)^{\frac{1}{2}} \right)^2 \sigma_t^{-1} \right) dt \\
&\quad + \int_0^1 |\ddot{m}|^2 dt = \int_0^1 \left\| \sigma_t^{-1} \frac{d^2}{dh^2}\Big|_{h=0} (\sigma_t \sigma_{t+h}^2 \sigma_t)^{\frac{1}{2}} \right\|_F^2 dt + \int_0^1 |\ddot{m}|^2 dt
\end{aligned}$$

□

To fully recover the proposed discrete functional $\mathbf{F}^K((\mu_0^K, \dots, \mu_K^K))$, we shall need the following lemmas (which are restricted to the case $d = 2$), which relate the barycenter with the generalized barycenter:

Lemma 4.4. *Let $m_1, m_2 \in \mathbb{R}^2$ and $\sigma_1, \sigma_2 \in \mathbb{R}_{+, \text{sym}}^{2 \times 2}$, such that $\max\{\|\sigma_1\|_F, \|\sigma_2\|_F\} \leq R$, and $\|\sigma_1 - \sigma_2\|_F \leq 2h$. Then, one obtains*

$$\left\| \text{std}(\text{Bar}(\mu_1, \mu_2)) - \frac{\sigma_1 + \sigma_2}{2} \right\|_F \leq Ch^2,$$

where $\mu_1 = \mathcal{N}(m_1, \sigma_1^2)$, $\mu_2 = \mathcal{N}(m_2, \sigma_2^2)$ and the constant $C = C(R)$ only depends on R .

Proof. Recall that in 2D, the positive definite square root of a positive definite matrix $\sigma = \begin{pmatrix} a & c \\ c & b \end{pmatrix}$ is given by the following explicit formula:

$$\sigma^{\frac{1}{2}} = (\text{tr}(\sigma) + 2\sqrt{\det(\sigma)})^{-\frac{1}{2}} (\sigma + \sqrt{\det(\sigma)} \mathbb{1}).$$

Indeed,

$$\begin{aligned}
(\text{tr}(\sigma) + 2\sqrt{\det(\sigma)})^{-1} (\sigma + \sqrt{\det(\sigma)} \mathbb{1})^2 &= (a + b + 2\sqrt{\det(\sigma)})^{-1} (\sigma^2 + 2\sigma\sqrt{\det(\sigma)} + \det(\sigma) \mathbb{1}) \\
&= (a + b + 2\sqrt{\det(\sigma)})^{-1} (\sigma + 2\sqrt{\det(\sigma)} \mathbb{1} + \det(\sigma) \sigma^{-1}) \sigma \\
&= (a + b + 2\sqrt{\det(\sigma)})^{-1} \left(\begin{pmatrix} a & c \\ c & b \end{pmatrix} + 2\sqrt{\det(\sigma)} \mathbb{1} + \begin{pmatrix} b & -c \\ -c & a \end{pmatrix} \right) \sigma \\
&= (a + b + 2\sqrt{\det(\sigma)})^{-1} (a + b + 2\sqrt{\det(\sigma)}) \sigma = \sigma.
\end{aligned}$$

Let us now define $\sigma := \frac{\sigma_1 + \sigma_2}{2}$, and $\sigma' := \frac{\sigma_2 - \sigma_1}{2h}$ and $\sigma_t = \sigma + t\sigma'$, for $t \in [-h, h]$. Moreover, we define $\mu_t := \mathcal{N}(0, \sigma_t^2)$ and $F : \mathbb{R} \rightarrow \mathbb{R}_{+, \text{sym}}^{2 \times 2}; t \mapsto F(t) = \text{std}(\text{Bar}(\mu_{-t}, \mu_t))$, which implies $\text{std}(\text{Bar}(\mu_1, \mu_2)) = F(h)$. Since F is actually smooth, we have by Taylor's theorem

$$F(h) = F(0) + F'(0)h + \frac{1}{2}F''(0)h^2 + \mathcal{O}(h^3).$$

It is straightforward to see that $F(0) = \text{std}(\mu_0) = \frac{\sigma_1 + \sigma_2}{2}$. Next, we prove that $F'(0) = 0$. To this end, we show that if $\sigma : [0, 1] \rightarrow \mathbb{R}_{+, \text{sym}}^{2 \times 2}; t \mapsto \sigma_t$ is C^1 , with $\dot{\sigma}_t = 0$ for some $t \in [0, 1]$, then we have $\frac{d}{dt} \left[\sigma_t^{\frac{1}{2}} \right] = 0$. This is easily verified using the matrix square root formula above:

$$\begin{aligned} \frac{d}{dt} \left[\sigma_t^{\frac{1}{2}} \right] &= -\frac{1}{2}(\text{tr}(\sigma_t) + 2\sqrt{\det(\sigma_t)})^{-\frac{3}{2}}(\sigma_t + \sqrt{\det(\sigma_t)}\mathbb{1})(\text{tr}(\dot{\sigma}_t) + \sqrt{\det(\sigma_t)}\text{tr}(\dot{\sigma}_t\sigma_t^{-1})) \\ &\quad + (\text{tr}(\sigma_t) + 2\sqrt{\det(\sigma_t)})^{-\frac{1}{2}}(\dot{\sigma}_t + \frac{1}{2}\sqrt{\det(\sigma_t)}\text{tr}(\dot{\sigma}_t\sigma_t^{-1})\mathbb{1}) = 0. \end{aligned}$$

Hence, it will be sufficient to prove $(F^2)'(0) = 0$:

$$\begin{aligned} (F^2)'(0) &= \frac{d}{dt} \Big|_{t=0} \text{std}^2(\text{Bar}(\mu_{-t}, \mu_t)) = \\ &= \frac{d}{dt} \Big|_{t=0} \frac{1}{4} \left(\sigma_t^2 + \sigma_{-t}^2 + (2\det(\sigma_t)\det(\sigma_{-t})\mathbb{1} + \sigma_t^2\sigma_{-t}^2 + \sigma_{-t}^2\sigma_t^2) (\text{tr}(\sigma_t^2\sigma_{-t}^2) + 2\det(\sigma_t)\det(\sigma_{-t}))^{-\frac{1}{2}} \right) = 0 \end{aligned}$$

Next we obtain

$$\begin{aligned} F''(0) &= -\frac{1}{2}(\text{tr}((F^2)''(0)) + \det(\sigma)\text{tr}(\sigma^{-2}(F^2)''(0))(\sigma^2 + \det(\sigma)\mathbb{1})(\text{tr}(\sigma^2) + 2\det(\sigma))^{-\frac{3}{2}} \\ &\quad + (\text{tr}(\sigma^2) + 2\det(\sigma))^{-\frac{1}{2}}((F^2)''(0) + \frac{1}{2}\det(\sigma)\text{tr}(\sigma^{-2}(F^2)''(0))\mathbb{1})), \end{aligned}$$

where

$$\begin{aligned} (F^2)''(0) &= \sigma'^2 + (\sigma'^2\sigma^2 - \sigma'\sigma\sigma'\sigma - \sigma'\sigma^2\sigma' - \sigma\sigma'^2\sigma - \sigma\sigma'\sigma\sigma' + \sigma^2\sigma'^2 - \det(\sigma)^2\text{tr}(\sigma^{-1}\sigma'\sigma^{-1}\sigma'))(\text{tr}(\sigma^4) \\ &\quad + 2\det(\sigma)^2)^{-\frac{1}{2}} - (\text{tr}(\sigma^4) + 2\det(\sigma)^2)^{-\frac{3}{2}}(\text{tr}(2\sigma'\sigma\sigma'\sigma) - \det(\sigma)^2\text{tr}(\sigma^{-1}\sigma'\sigma^{-1}\sigma'))(\sigma^4 + \det(\sigma)^2\mathbb{1}). \end{aligned}$$

Hence, $\|F''(0)\|_F \leq C\|\sigma'\|_F^2 \leq \gamma(\sigma)$, for a function γ depending solely and smoothly of σ . \square

Remark 4.5. This can be considered as the analogue (with a slight improvement on the exponent) of [33], lemma 5.7.

Lemma 4.6. Let $m_i \in \mathbb{R}^2$ and $\sigma_i \in \mathbb{R}_{+, \text{sym}}^{2 \times 2}$ for $i = 1, 2, 3$ such that $\|\sigma_i - \sigma_2\|_F \leq 2h$ for $i = 1, 3$, and $\|\sigma_2 - \frac{\sigma_3 + \sigma_1}{2}\|_F \leq h^2$. Then, we can verify the estimates

$$\mathcal{W}^2(\mu_2, \text{Bar}_{\mu_2}(\mu_1, \mu_3)) = \mathcal{W}^2(\mu_2, \text{Bar}(\mu_1, \mu_3)) + \mathcal{O}(h^5), \quad (4.3)$$

and

$$\mathcal{W}^2(\mu_2, \text{Bar}_{\mu_2}(\mu_1, \mu_3)) = \frac{1}{2}\mathcal{W}^2(\mu_1, \mu_2) + \frac{1}{2}\mathcal{W}^2(\mu_3, \mu_2) - \frac{1}{4}\mathcal{W}^2(\mu_1, \mu_3) + \mathcal{O}(h^5), \quad (4.4)$$

where $\mu_i := \mathcal{N}(m_i, \sigma_i^2)$ for $i = 1, 2, 3$.

The proof of this lemma is a straightforward but lengthy extension of the previous lemma, which omit here.

Remark 4.7. Let $t \mapsto (m_t, \sigma_t)$ for $t \in [0, 1]$ be a curve in $\mathbb{R}^d \times \mathbb{R}_{+, \text{sym}}^{d \times d}$, such that $(\sigma_t)_{t \in [0, 1]}$ is simultaneously diagonalizable. After choosing a common diagonal basis, one may without loss of generality regard $(\sigma_t)_{t \in [0, 1]}$ as a curve in $\mathbb{R}^d \times \mathbb{R}_{+, \text{dia}}^{d \times d}$ instead.

4.2 The case of Gaussian distributions with diagonal covariance matrices

Definition 4.8. Let Φ be the map from definition 4.1. Then, we define $\mathcal{P}_2^{G, d} := \Phi(\overline{\mathbb{R}^d \times \mathbb{R}_{+, \text{dia}}^{d \times d}})$ as the space of Gaussian distributions with diagonal covariance matrices.

Corollary 4.9. Let $(m_t, \sigma_t)_t$ be a curve in $C^3([0, 1], \mathbb{R}^d \times \mathbb{R}_{+, dia}^{d \times d})$, and let $(\mu_t)_t := \mathcal{N}(m_t, \sigma_t^2)$ be the respective $\mathcal{P}_2^{G, d}$ -valued curve. Then, we have

$$\mathcal{E}((\mu_t)_t) = \int_0^1 \|\dot{\sigma}_t\|_F^2 dt + \int_0^1 |\dot{m}_t|^2 dt, \quad (4.5)$$

$$\mathcal{F}((\mu_t)_t) = \int_0^1 \|\ddot{\sigma}_t\|_F^2 dt + \int_0^1 |\ddot{m}_t|^2 dt, \quad (4.6)$$

where \mathcal{F} is the spline energy on the space of diagonal Gaussian distributions $\Phi(\mathbb{R}^d \times \mathbb{R}_{+, dia}^{d \times d}) \subset \mathcal{P}_2(\mathbb{R}^d)$.

Proof. Using eq. (4.1) and (4.2), and assuming $\sigma_t \in \mathbb{R}_{+, dia}^{d \times d}$ for all $t \in [0, 1]$, we have

$$\begin{aligned} \sigma_t^{-1} \frac{d}{dh} \Big|_{h=0} (\sigma_t \sigma_{t+h}^2 \sigma_t)^{\frac{1}{2}} &= \sigma_t^{-1} \frac{d}{dh} \Big|_{h=0} \sigma_{t+h} \sigma_t = \frac{d}{dh} \Big|_{h=0} \sigma_{t+h} = \dot{\sigma}_t, \\ \sigma_t^{-1} \frac{d^2}{dh^2} \Big|_{h=0} (\sigma_t \sigma_{t+h}^2 \sigma_t)^{\frac{1}{2}} &= \sigma_t^{-1} \frac{d^2}{dh^2} \Big|_{h=0} \sigma_{t+h} \sigma_t = \frac{d^2}{dh^2} \Big|_{h=0} \sigma_{t+h} = \ddot{\sigma}_t, \end{aligned}$$

which proves the claim. \square

Alternatively, one can "brute-force" this:

Example 4.10. Let $t \mapsto (m_t, \sigma_t)$ for $t \in [0, 1]$ be a curve in $H^2([0, 1], \mathbb{R}^d \times \mathbb{R}_{+, dia}^{d \times d})$. Then, by abusing notation we can define $G_t := (2\pi)^{-\frac{d}{2}} \det(\sigma_t)^{-1} e^{-\frac{1}{2}(x-m_t)^T \sigma_t^{-2}(x-m_t)}$, i.e. the Lebesgue density function of $\mu_t := \mathcal{N}(m_t, \sigma_t^2)$. We have

$$\begin{aligned} \partial_t G_t &= [-\text{tr}(\sigma_t \dot{\sigma}_t) + \langle \dot{m}_t, \sigma_t^{-2}(x - m_t) \rangle + \langle x - m_t, \sigma_t^{-3} \dot{\sigma}_t(x - m_t) \rangle] G_t, \\ \nabla G_t &= [-\sigma_t^{-2}(x - m_t)] G_t. \end{aligned}$$

Take $\varphi_t(x) := \langle x, \dot{m}_t \rangle + \frac{1}{2} \langle x - m_t, \dot{\sigma}_t \sigma_t^{-1}(x - m_t) \rangle$. Then, we obtain

$$\begin{aligned} \nabla \varphi_t &= \dot{m}_t + \dot{\sigma}_t \sigma_t^{-1}(x - m_t), \\ \Delta \varphi_t &= \text{tr}(\dot{\sigma}_t \sigma_t^{-1}). \end{aligned} \quad (4.7)$$

Thus, the pair (μ_t, v_t) with $v_t = \nabla \varphi_t$ satisfies (CE), i.e.

$$\partial_t \mu_t + \nabla \cdot (\nabla \varphi_t \mu_t) = \partial_t \mu_t + \Delta \varphi_t \mu_t + \nabla \varphi_t \cdot \nabla \mu_t \equiv 0.$$

Moreover, we have that

$$\begin{aligned} \nabla \dot{\varphi}_t &= \ddot{m}_t + \ddot{\sigma}_t \sigma_t^{-1}(x - m_t) - \dot{\sigma}_t \sigma_t^{-1} \dot{m}_t - \dot{\sigma}_t^{-2} \sigma_t^{-2}(x - m_t), \\ \frac{1}{2} \nabla |\nabla \varphi_t|^2 &= \nabla^2 \varphi_t \nabla \varphi_t = \dot{\sigma}_t \sigma_t^{-1} (\dot{m}_t + \dot{\sigma}_t \sigma_t^{-1}(x - m_t)), \end{aligned}$$

and hence we finally compute

$$\begin{aligned} \nabla (\dot{\varphi}_t + \frac{1}{2} |\nabla \varphi_t|^2) &= \ddot{m}_t + \ddot{\sigma}_t \sigma_t^{-1}(x - m_t) - \dot{\sigma}_t \sigma_t^{-1} \dot{m}_t - \dot{\sigma}_t^{-2} \sigma_t^{-2}(x - m_t) \\ &\quad + \dot{\sigma}_t \sigma_t^{-1} (\dot{m}_t + \dot{\sigma}_t \sigma_t^{-1}(x - m_t)) = \ddot{m}_t + \ddot{\sigma}_t \sigma_t^{-1}(x - m_t). \end{aligned}$$

The continuous spline energy is then given by

$$\mathcal{F}(\mu) = \int_0^1 \int_{\mathbb{R}^N} |\ddot{m}_t + \ddot{\sigma}_t \sigma_t^{-1}(x - m_t)|^2 d\mu_t dt = \int_0^1 \int_{\mathbb{R}^N} |\ddot{m}_t|^2 + |\ddot{\sigma}_t \sigma_t^{-1}(x - m_t)|^2 d\mu_t dt = \int_0^1 |\ddot{m}_t|^2 + \text{tr}(\ddot{\sigma}_t^2) dt, \quad (4.8)$$

where in the second equality we used the fact that the μ_t -integral of an antisymmetric function (with respect to m_t) vanishes, and $\int_{\mathbb{R}^d} A(x - m_t) d\mu_t = \text{tr}(A \sigma_t^2 A^T)$ in the last equality. One can simplify the above expression even further:

$$\mathcal{F}(\mu) = \int_0^1 |\ddot{m}_t|^2 dt + \sum_{j=1}^d \int_0^1 |\ddot{\lambda}_t^j|^2 dt, \quad (4.9)$$

where $(\lambda_t^j)_{j=1,\dots,d}$ are the eigenvalues of σ_t . In view of (4.9), one might be tempted to assert that a spline interpolation on the space of Gaussian distributions with simultaneously diagonalizable covariances can be obtained by spline interpolating each eigenvalue independently (after choosing a fixed common eigenbasis). However, this assumption ignores the restriction that σ_t is required to be positive definite. Indeed, the spline interpolation of some given Gaussian key-frames amounts to solving the following minimization problem

$$\inf_{m_t \in \mathbb{R}^d, \lambda_t^j > 0} \int_0^1 |\ddot{m}_t|^2 dt + \sum_{j=1}^d \int_0^1 |\ddot{\lambda}_t^j|^2 dt,$$

together with some point-wise evaluation constraints. If the minimizing eigenvalues λ_t^j are positive, then the spline interpolation results from a classical cubic spline interpolation of m_t and λ_t^j . The positivity constraint, however, implies that whenever the interpolating eigenvalue-spline becomes negative, it can not coincide with the Wasserstein E-spline.

The above equation (4.8) allows us to canonically identify any functional \mathcal{F} on $H^2((0,1), \mathcal{P}_2^{G,d})$ with a functional $\hat{\mathcal{F}}$ defined on $H^2((0,1); \mathbb{R}^d \times \mathbb{R}_{+, \text{dia}}^{d \times d})$ by

$$\hat{\mathcal{F}}((m_t, \sigma_t)_t) := \mathcal{F}(\mathcal{N}(m_t, \sigma_t^2)).$$

Moreover, we will also identify strong (resp. weak) convergence in $H^2((0,1); \mathcal{P}_2^{G,d})$ with strong (resp. weak) convergence in $H^2((0,1); \mathbb{R}^d \times \mathbb{R}_{+, \text{dia}}^{d \times d})$.

Lemma 4.11. *The regularized spline energy \mathcal{F}^δ is lower semi-continuous under weak and continuous under strong convergence in $H^2((0,1); \mathcal{P}_2^{G,d})$.*

Proof. First, let us note that for any curve $(m_t, \sigma_t)_{t \in [0,1]}$, the spline energy $\hat{\mathcal{F}}^\delta$ coincides with the semi-norm $|\cdot|_{H^2}^2$, which is weakly lower semi-continuous on H^2 . Thus,

$$\liminf_{n \rightarrow \infty} \hat{\mathcal{F}}^\delta((m_t^{(n)}, \sigma_t^{(n)})_t) \geq \hat{\mathcal{F}}^\delta((m_t, \sigma_t)_t),$$

for a $H^2((0,1); \mathbb{R}^d \times \mathbb{R}_{+, \text{dia}}^{d \times d})$ -weakly convergent sequence $(m_t^{(n)}, \sigma_t^{(n)})_t \rightharpoonup (m_t, \sigma_t)_t$. Moreover, if the sequence converges strongly we also obtain $\liminf_{n \rightarrow \infty} \hat{\mathcal{F}}^\delta((m_t^{(n)}, \sigma_t^{(n)})_t) = \hat{\mathcal{F}}^\delta((m_t, \sigma_t)_t)$, since strong convergence implies convergence in norm. \square

5 Convergence of discrete Gaussian E-splines

In this section we will discuss the convergence of discrete Gaussian spline curves to continuous Gaussian E-splines. For the sake of presentation, we will at first only consider centered Gaussian curves, i.e. $m_t = 0$ for all $t \in [0,1]$. As the energy of the mean and standard deviation matrices decouples (cf. equation (4.6)), this is a very natural approach: For the general non-centered case, one can directly apply the results from [20] to obtain Mosco convergence (cf. [27]) of the mean term of the functionals. As the space of standard deviation matrices $\mathbb{R}_{+, \text{dia}}^{d \times d}$ has a non-trivial boundary the results of [20] do not apply to the standard deviation matrix term. Nevertheless we follow the general procedure of the proof in this paper.

In the sequel, we will focus on natural boundary conditions with a comment on the periodic case below. We will now use a suitable interpolation to identify discrete curves with continuous ones to be able to rewrite the discrete energy as a functional on time-continuous curves. As in [20] and [22], this will be done via cubic Hermite interpolation at time interval midpoints. For a tuple $\sigma^K := (\sigma_0, \dots, \sigma_K) \in (\mathbb{R}_{+, \text{dia}}^{d \times d})^{K+1}$, we define the temporal extension η_{σ^K} of σ^K as

$$\eta_{\sigma^K}(t) := \begin{cases} \sigma_0 + (\sigma_1 - \sigma_0)Kt, & t \in [0, t_{1/2}^K], \\ \frac{\sigma_{k-1} + \sigma_k}{2} + (\sigma_k - \sigma_{k-1})K(t - t_{k-1/2}^K) + (\sigma_{k+1} - 2\sigma_k + \sigma_{k-1})K^2 \frac{(t - t_{k-1/2}^K)^2}{2}, & t \in [t_{k-1/2}^K, t_{k+1/2}^K], \\ \sigma_{K-1} + (\sigma_K - \sigma_{K-1})K(t - t_{K-1/2}^K) & t \in [t_{K-1/2}^K, 1], \end{cases}$$

for $k = 1, \dots, K-1$. For periodic boundary conditions, we can neglect the definition on the starting and final half-intervals, identifying $[t_{K-1/2}^K, t_{K+1/2}^K]$ with $[0, t_{1/2}^K] \cup [t_{K-1/2}^K, 1]$.

Next, we recall the following convergence of a piecewise cubic Hermite interpolation from [20, Lemma 4.3].

Lemma 5.1 (Strong convergence of piecewise cubic Hermite curves to smooth Gaussian curves). *Let $\sigma = (\sigma(t))_{t \in [0,1]}$ be a C^3 curve in $\mathbb{R}_{+,dia}^{d \times d}$, and define $\sigma^K := (\sigma_j^K)_{j=0,\dots,K} = (\sigma(j/K))_{j=0,\dots,K}$, i.e. σ^K is an equidistant sampling of the continuous curve σ with $K+1$ samples. Then, η_{σ^K} converges strongly in $H^2([0,1], \mathbb{R}_{+,dia}^{d \times d})$ to σ for $K \rightarrow \infty$.*

The next two lemmas compare the discrete path and spline energy with the corresponding continuous counterpart evaluated on the piecewise cubic Hermite interpolation.

Lemma 5.2 (Path energy estimate). *Let $\sigma = (\sigma(t))_{t \in [0,1]} \in H^2((0,1), \mathbb{R}_{+,dia}^{d \times d})$, and define σ^K as above. Then, we have $|\hat{\mathcal{E}}[\eta_{\sigma^K}] - \hat{\mathbf{E}}[\sigma^K]| \leq CK^{-1}$, where \mathcal{E} and \mathbf{E} have been defined in (2.2) and (3.10), respectively, and the constant C depends only on the curve σ .*

Proof. By the definition of $\eta_{\sigma^K}(t)$ and using (4.5) we obtain

$$\begin{aligned} |\hat{\mathcal{E}}[\eta_{\sigma^K}] - \hat{\mathbf{E}}[\sigma^K]| &= \left| K \sum_{k=1}^{K-1} |\sigma_k^K - \sigma_{k-1}^K|^2 + \sum_{k=1}^{K-1} \int_{t_{k-1/2}^K}^{t_{k+1/2}^K} |\sigma_{k+1}^K - 2\sigma_k^K + \sigma_{k-1}^K|^2 K^4 (t - t_{k-1/2}^K)^2 dt \right. \\ &\quad \left. + 2 \sum_{k=1}^{K-1} \int_{t_{k-1/2}^K}^{t_{k+1/2}^K} (\sigma_k^K - \sigma_{k-1}^K)(\sigma_{k+1}^K - 2\sigma_k^K + \sigma_{k-1}^K) K^3 (t - t_{k-1/2}^K) dt - K \sum_{k=1}^K |\sigma_k^K - \sigma_{k-1}^K|^2 \right| \\ &\leq K \sum_{k=1}^{K-1} |\sigma_k^K - \sigma_{k-1}^K| |\sigma_{k+1}^K - 2\sigma_k^K + \sigma_{k-1}^K| + \frac{K}{3} \sum_{k=1}^{K-1} |\sigma_{k+1}^K - 2\sigma_k^K + \sigma_{k-1}^K|^2 \\ &\leq K \left(\sum_{k=1}^{K-1} |\sigma_k^K - \sigma_{k-1}^K|^2 \right)^{\frac{1}{2}} \left(\sum_{k=1}^{K-1} |\sigma_{k+1}^K - 2\sigma_k^K + \sigma_{k-1}^K|^2 \right)^{\frac{1}{2}} + \frac{K}{3} \sum_{k=1}^{K-1} |\sigma_{k+1}^K - 2\sigma_k^K + \sigma_{k-1}^K|^2 \\ &\leq C' K K^{-\frac{1}{2}} |\sigma|_{H^1} K^{-\frac{3}{2}} |\sigma|_{H^2}^2 + C'' K^{-2} |\sigma|_{H^2}^2 \leq CK^{-1}, \end{aligned}$$

where we used $K \sum_{k=1}^{K-1} |\sigma_k^K - \sigma_{k-1}^K|^2 \leq C^* |\sigma|_{H^1}^2$, and $K^3 \sum_{k=1}^{K-1} |\sigma_{k+1}^K - 2\sigma_k^K + \sigma_{k-1}^K|^2 \leq C'' |\sigma|_{H^2}^2$ (cf. proof of [20, Lemma 4.2]). \square

Lemma 5.3 (Spline energy estimate). *Let $\sigma = (\sigma(t))_{t \in [0,1]} \in H^2((0,1), \mathbb{R}_{+,dia}^{d \times d})$, and define σ^K as above. Then, we have $\hat{\mathcal{F}}[\eta_{\sigma^K}] = \hat{\mathbf{F}}[\sigma^K]$, where \mathcal{F} and \mathbf{F} have been defined in (3.2) and (3.15), respectively.*

Proof. Recall that $\dot{\eta}_{\sigma^K}(t) = (\sigma_{k+1}^K - 2\sigma_k^K + \sigma_{k-1}^K) K^2$ for $t \in [t_{k-1/2}^K, t_{k+1/2}^K]$, $k = 1, \dots, K-1$, and 0 otherwise.

We then obtain by using (4.6) $\hat{\mathcal{F}}[\eta_{\sigma^K}] - \hat{\mathbf{F}}[\sigma^K] = 4K^3 \sum_{k=1}^{K-1} \left| \sigma_k^K - \frac{\sigma_{k+1}^K + \sigma_{k-1}^K}{2} \right|^2 - \hat{\mathbf{F}}[\sigma^K] = 0$. \square

We are now in the position to prove the convergence of the discrete spline functional to the continuous one. To this end, we introduce two indicator functions to filter the constraints. For the continuous problem $\mathcal{I}[\sigma] = 0$ if $\mu := \mathcal{N}(0, \sigma^2)$ satisfies the evaluation constraints (3.3) as well as the corresponding boundary condition from (3.4)-(3.6) and ∞ else. Furthermore, for the discrete problem $\mathcal{I}^K[\sigma] = 0$ if $\sigma = \eta_{(\sigma_0, \dots, \sigma_K)}$ for some $(\sigma_0, \dots, \sigma_K) \in (\mathbb{R}_{+,dia}^{d \times d})^{K+1}$, where $\mathcal{N}(0, \eta_{(\sigma_0, \dots, \sigma_K)}^2)$ satisfies the evaluation constraints (3.18) as well as the corresponding discrete boundary condition from (3.19)-(3.21), and ∞ else. Then, we finally obtain the following theorem:

Theorem 5.4 (Mosco convergence and convergence of discrete minimizers). *With respect to the weak topology in $H^2((0,1); \mathbb{R}_{+,dia}^{d \times d})$ we have $\lim_{K \rightarrow \infty} \hat{\mathcal{F}}^{\delta, K} + \mathcal{I}^K = \hat{\mathcal{F}}^\delta + \mathcal{I}$ in the sense of Mosco, for $\delta > 0$. Moreover, for any sequence $(\sigma^K)_K$ with $\hat{\mathcal{F}}^{\sigma, K}[\sigma^K] + \mathcal{I}^K[\sigma^K]$ uniformly bounded contains a subsequence that converges weakly in $H^2((0,1); \mathbb{R}_{+,dia}^{d \times d})$. As a consequence, any sequence of minimizers of $\hat{\mathcal{F}}^{\sigma, K} + \mathcal{I}^K$ contains a subsequence converging weakly to a minimizer of $\hat{\mathcal{F}}^\sigma + \mathcal{I}$.*

Proof. We have to show the *weak liminf* and the *strong limsup* inequalities defining Mosco convergence, a stronger variant of Γ -convergence. Concerning the weak liminf-inequality, we need to show that for every sequence $(\sigma^K)_{K \in \mathbb{N}} \subset H^2((0,1); \mathbb{R}_{+,dia}^{d \times d})$, such that $\sigma^K \rightharpoonup \sigma$, it holds that $\liminf_{K \rightarrow \infty} \hat{\mathcal{F}}^{\delta, K}[\sigma^K] + \mathcal{I}^K[\sigma^K] \geq \hat{\mathcal{F}}[\sigma] + \mathcal{I}[\sigma]$. Let $\sigma^K \rightharpoonup \sigma$ in $H^2((0,1); \mathbb{R}_{+,dia}^{d \times d})$. Upon taking a subsequence, we may replace the liminf by an

actual lim and may assume without loss of generality $\hat{\mathcal{F}}^{\delta,K}[\sigma^K] + \mathcal{I}^K[\sigma^K] \leq C$ for some constant $C < \infty$. Thus, we have $\sigma^K = \eta_{(\sigma_0^K, \dots, \sigma_K^K)}$ for some $(\sigma_0^K, \dots, \sigma_K^K) \in (\mathbb{R}_{+, \text{dia}}^{d \times d})^{K+1}$ and this estimate implies

$$d_K := \max_{k \in \{1, \dots, K\}} |\sigma_k^K - \sigma_{k-1}^K| \leq \sqrt{\sum_{k=1}^K |\sigma_k^K - \sigma_{k-1}^K|^2} = \sqrt{\mathcal{E}^K[\sigma^K]/K} \leq \sqrt{\frac{C}{\delta K}},$$

which converges to zero as $K \rightarrow \infty$. Next, we show that $\mathcal{I}[\sigma] = 0$. It is straightforward to see that $\eta_{\sigma^K}(t)$ is in the convex hull of σ_{k-1} , σ_k , and σ_{k+1} for $t \in [t_{k-1/2}^K, t_{k+1/2}^K]$. Thus, the evaluation constraint is satisfied in the limit. To conclude, by the weak lower semi-continuity of $\hat{\mathcal{F}}^\delta$ and by lemmas 5.2 and 5.3 we obtain

$$\hat{\mathcal{F}}^\delta[\sigma] + \mathcal{I}[\sigma] = \hat{\mathcal{F}}^\delta[\sigma] \leq \liminf_{K \rightarrow \infty} \hat{\mathcal{F}}^\delta[\sigma^K] \leq \liminf_{K \rightarrow \infty} \hat{\mathcal{F}}^{\delta,K}[\sigma^K] + \frac{C}{K} |\sigma^K|_{H^1} |\sigma^K|_{H^2} \leq \liminf_{K \rightarrow \infty} \left(\hat{\mathcal{F}}^{\delta,K}[\sigma^K] + \mathcal{I}^K[\sigma^K] \right),$$

where we used the uniform boundedness of $|\sigma^K|_{H^1}$ and $|\sigma^K|_{H^2}$ due to the weak convergence of σ^K .

Concerning the strong lim sup inequality, we need to show that for every $\sigma \in H^2((0,1); \mathbb{R}_{+, \text{dia}}^{d \times d})$ there is a sequence $(\sigma^K)_{K \in \mathbb{N}} \subset H^2((0,1); \mathbb{R}_{+, \text{dia}}^{d \times d})$ with $\sigma^K \rightarrow \sigma$, such that $\hat{\mathcal{F}}^\delta[\sigma] + \mathcal{I}[\sigma] \geq \limsup_{K \rightarrow \infty} \hat{\mathcal{F}}^{\delta,K}[\sigma^K] + \mathcal{I}^K[\sigma^K]$. Let $\sigma \in C^3([0,1], \mathbb{R}_{+, \text{dia}}^{d \times d})$ with finite energy, and choose $\sigma^K = \eta_\sigma^K$ as the recovery sequence. By definition, we have $\mathcal{I}^K[\sigma^K] = 0$. As $K \rightarrow \infty$, we have $d_K := \max_{\{1, \dots, K\}} |\sigma(t_k^K) - \sigma(t_{k-1}^K)| \rightarrow 0$, as well as $\eta_\sigma^K \rightarrow \sigma$ strongly in H^2 by lemma 5.1. Thus, by the strong H^2 -continuity of $\hat{\mathcal{F}}^\delta$ from lemma 4.11 and by lemma 5.3 we have

$$\begin{aligned} \hat{\mathcal{F}}^\delta[\sigma] + \mathcal{I}[\sigma] &= \hat{\mathcal{F}}^\delta[\sigma] = \lim_{K \rightarrow \infty} \hat{\mathcal{F}}^\delta[\eta_\sigma^K] \\ &\geq \limsup_{K \rightarrow \infty} \hat{\mathcal{F}}^{\delta,K}[\sigma^K] - CK^{-1} |\sigma^K|_{H^1} |\sigma^K|_{H^2} = \limsup_{K \rightarrow \infty} \left(\hat{\mathcal{F}}^{\delta,K}[\eta_\sigma^K] + \mathcal{I}^K[\sigma^K] \right), \end{aligned}$$

where we again used the uniform boundedness of $|\sigma^K|_{H^1}$ and $|\sigma^K|_{H^2}$, now due to the strong convergence of η_σ^K . Thus, we obtain $\limsup_{K \rightarrow \infty} \hat{\mathcal{F}}^{\delta,K} + \mathcal{I}^K \leq \hat{\mathcal{F}}^\delta + \mathcal{I}$ on $C^3([0,1], \mathbb{R}_{+, \text{dia}}^{d \times d})$. By a density argument (C^3 functions fulfilling interpolation constraints are dense in the space of H^2 functions satisfying the same interpolation constraints, cf. [20, Lemma 4.6]) and the strong H^2 continuity of $\hat{\mathcal{F}}^\delta$, we obtain

$$\hat{\mathcal{F}}^\delta[\sigma] + \mathcal{I}[\sigma] \geq \limsup_{K \rightarrow \infty} \hat{\mathcal{F}}^{\delta,K}[\eta_\sigma^K] + \mathcal{I}^K[\eta_\sigma^K].$$

To show the convergence of discrete minimizers it remains to establish equicoercivity. Here we will follow the same strategy as in the proof of [20, Theorem 4.9]. Let $(\sigma^K)_K$ be a sequence with $\hat{\mathcal{F}}^{\sigma,K}[\sigma^K] + \mathcal{I}^K[\sigma^K]$ uniformly bounded. As before, we can assume without loss of generality that $\sigma^K = \eta_{(\sigma_0^K, \dots, \sigma_K^K)}$ for some $(\sigma_0^K, \dots, \sigma_K^K) \in (\mathbb{R}_{+, \text{dia}}^{d \times d})^{K+1}$. For an uniform bound of the H^1 -seminorm $|\sigma^K|_{H^1}$, we refer to the proof of [20, Lemma 4.2]. By Poincaré's inequality, one even obtains uniform boundedness of the norm $\|\sigma^K\|_{H^1}$. It remains to show the uniform boundedness of the H^2 -seminorm $|\sigma^K|_{H^2}$. Indeed, we obtain the estimate

$$\begin{aligned} |\sigma^K|_{H^2}^2 &= |\eta_{(\sigma_0^K, \dots, \sigma_K^K)}|_{H^2}^2 = 4K^3 \sum_{k=1}^{K-1} \left| \sigma_k^K - \frac{\sigma_{k+1}^K + \sigma_{k-1}^K}{2} \right|^2 = 4K^3 \sum_{k=1}^{K-1} \mathcal{W}^2[\sigma_k^K, \text{Bar}(\sigma_{k+1}^K, \sigma_{k-1}^K)] \\ &= \hat{\mathbf{F}}[\sigma_0^K, \dots, \sigma_K^K] \leq \hat{\mathcal{F}}^{\delta,K}[\sigma^K]. \end{aligned}$$

The statement about the convergence of minimizers is now a standard consequence of the Mosco convergence from the previous theorem, cf. [7]. \square

6 Fully discrete Wasserstein splines and numerical results

6.1 Algorithmic foundations

To implement Wasserstein splines numerically, we have to further discretize the time-discrete spline energy in space. With the application to images in mind, we consider $\Omega := [0,1]^2$ ($d = 2$). Let $\mu \in \mathcal{P}(\Omega)$. Here, the image intensities on each colour channel are encoded as Lebesgue densities. We can obtain the discretized version of a density μ by first defining the computational mesh

$$\Omega_{MN} = \left\{ \frac{0}{M-1}, \frac{1}{M-1}, \dots, \frac{M-1}{M-1} \right\} \times \left\{ \frac{0}{N-1}, \frac{1}{N-1}, \dots, \frac{N-1}{N-1} \right\} \quad \text{for } M, N \geq 3.$$

Next, we integrate the mass of μ on each cell $\Omega^{kl} := [\frac{k}{M-1}, \frac{k+1}{M-1}] \times [\frac{l}{N-1}, \frac{l+1}{N-1}]$, and define the weight

$$\omega_{kl} = \int_{\Omega^{kl}} d\mu,$$

obtaining the spatially discrete measure $\mu^D := \sum_{k,l} \omega_{kl} \delta_{kl}$, where δ_{kl} is defined as the delta distribution located at the center of the cell Ω^{kl} . Since obtaining the exact Wasserstein distance between two discrete measures with MN atoms comes with a cost of $\mathcal{O}(M^3N^3)$, we approximate the Wasserstein distance between two discrete measures μ and ν by the entropy-regularized Wasserstein distance \mathbf{W}_ϵ introduced originally in [15], with regularization parameter $\epsilon > 0$, which can be very efficiently computed with state-of-the-art implementations of the Sinkhorn algorithm, such as in [34] and [10]. Correspondingly, we take into account the entropy-regularized approximation \mathbf{Bar}_ϵ (cf. [4]) of the barycenter. The entropy-relaxed, regularized spline objective functional (for 2-dimensional problems) will then look as follows:

$$\mathbf{F}_\epsilon^\delta(\mu^D) := 4K^3 \sum_{k=1}^{K-1} \mathbf{W}_\epsilon^2(\mu_k, \mathbf{Bar}_\epsilon(\mu_{k+1}^D, \mu_{k-1}^D)) + \delta K \sum_{k=0}^{K-1} \mathbf{W}_\epsilon^2(\mu_k^D, \mu_{k+1}^D), \quad (6.1)$$

where we omitted the K super-index. For a fixed computational domain Ω_{MN} , temporal resolution K , entropy-regularization $\epsilon > 0$, regularizer $\delta > 0$, interpolation constraints and a chosen boundary condition, our aim is to minimize the previous functional with respect to the weights $\omega_x^k \in \mathbb{R}_+$ of the discrete probability measures $\mu_k = \sum_{x \in \Omega_{MN}} \omega_x^k \delta_x$ for indices k that are not fixed by the interpolation conditions.

6.2 Numerical results

In what follows, we investigate and discuss qualitative properties of the spline interpolation in the space of probability distributions, being aware that the superior temporal smoothness of this interpolation is difficult to show with series of still images.

Figure 2 shows discrete piecewise geodesic and discrete spline interpolations of three two-dimensional Gaussian distributions $\bar{\mu}_i = \mathcal{N}(m_i, \sigma_i^2)$ for $i = 1, 2, 3$ at the prescribed times $\bar{t}_1 = 0, \bar{t}_2 = \frac{1}{2}, \bar{t}_3 = 1$, where the interpolation is directly computed on the parameters of the Gaussian distributions m_i and σ_i (first and second row). For the discrete splines the center of masses of spline interpolation correspond almost perfectly to the cubic spline interpolation of the center of masses of the key frames. The third row shows the spline interpolation result for the same key frames. This time, the optimization is not on the parameters of the Gaussian but in the space of general probability measures on a 2D lattice. The fourth row shows the difference between the first and second row, i.e. between the piecewise geodesic and spline interpolations.

The next example in Figure 3 investigates the interpolation of three key frames with constant density on an annulus for the first and constant density on a disk for the second and third (at times $\bar{t}_1 = 0, \bar{t}_2 = \frac{1}{2}, \bar{t}_3 = 1$). In case of the piecewise geodesic interpolation one observes a decreasing density on the closing annulus in between the first two key frames and obviously constant interpolation in between the second and third key frames. In case of the spline interpolation ($\sigma = 0$) the annulus also closes between the first and second key frames but shows a strong overshooting at the center between the second and third key frames.

In Figure 4 a thin annulus shaped distribution and two times an equal square shaped frame are taken into account as key frame distributions (at times $\bar{t}_1 = 0, \bar{t}_2 = \frac{1}{2}, \bar{t}_3 = 1$). Different from Figure 3 in [22] in the case of spline interpolations in the metamorphosis model, one does not observe strongly inward pointing edges between the equal square shaped frames. Instead strong overshooting effects are visible at the corners of the squares.

In Figure 5 the key frames consist of pairs of Gaussians with constant mass and constant variance, which are far apart for the first and fourth key frame and close by for the second and third key frame (at times $\bar{t}_1 = 0, \bar{t}_2 = \frac{1}{3}, \bar{t}_3 = \frac{2}{3}, \bar{t}_4 = 1$). Piecewise geodesic interpolation leads to piecewise linear trajectories of the center of masses, whereas trajectories are curved in the spline case with a merger of the two bumps in between the second and third key frame.

In Figure 6, three key frames represent a single Gaussian, a pair of vertically displaced Gaussian of half the mass, and the vertically displaced configuration rotated by $-\frac{\pi}{4}$ (at times $\bar{t}_1 = 0, \bar{t}_2 = \frac{1}{2}, \bar{t}_3 = 1$). The piecewise geodesic shows the splitting of mass and approximately straight line trajectories between the pairs of key frames. For the spline interpolation one observes an overshooting with a positive rotation angle in between the first and the second key frame.

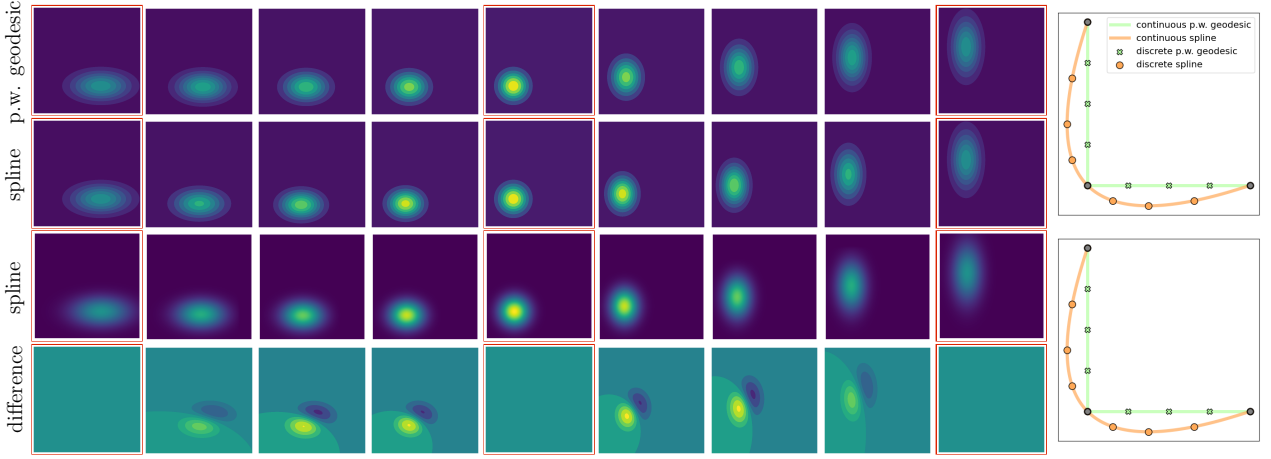


Figure 2: First two rows: A comparison of discrete piecewise geodesic interpolation (first row) and discrete spline interpolation (second row) for $\sigma = 0$ is shown for key frame distributions framed in red. The optimization was done on $\mathcal{P}_2^{G,d}$. Third row: Same as middle row, except the optimization was performed in the full space $\mathcal{P}_2(\mathbb{R}^d)$. Bottom row: Difference between spline and piece-wise geodesic interpolations. Top right: Plot of the center of masses as a polygonal curve in \mathbb{R}^2 . Bottom right: Plot of the standard deviations as a polygonal curve in \mathbb{R}^2 .

7 Generative texture synthesis based on spline interpolation of feature distributions

The flexibility of our model will be tested in this section to generate spline interpolations in the space of textures. Recently, Houdard *et al.* [21] proposed GOTEX, a generative model for texture synthesis from a single sample image. There, the parameters of the generator are chosen such that the distribution of features extracted from the generated textures is close in Wasserstein distance to the corresponding empirical feature distribution for the given sample image. In what follows, we shall outline in greater detail how we leverage our spline interpolation model within the GOTEX framework.

Extracting features. Let $I \geq 2$ be fixed, and consider a vector $F = (F_m)_{m=1,\dots,M}$ of d -dimensional local features $F_m : \mathbb{R}^N \rightarrow \mathbb{R}^d$ defined on images with N pixels. Each component F_m operates on small pixel neighbourhoods (patches). Given particular sample images \bar{u}_i , $i = 1, \dots, I$, the associated empirical feature distribution is

$$\bar{\nu}_i := \frac{1}{M} \sum_{m=1,\dots,M} \delta_{F_m[\bar{u}_i]}$$

in $\mathcal{P}(\mathbb{R}^d)$ for $i = 1, \dots, I$, with δ_x being the Dirac measure at x in \mathbb{R}^d .

Splines in the space of feature distributions. Given $K \in \mathbb{N}$, a set of feature distributions $\bar{\nu}_i$ with $i = 1, \dots, I$, obtained from the first step, and a set of prescribed times $0 \leq \bar{t}_0 < \dots, \bar{t}_I \leq 1$, we compute a discrete spline interpolation $(\nu_k^K)_{k=0,\dots,K}$ of the prescribed feature distributions $\bar{\nu}_i$ at times \bar{t}_i in $\mathcal{P}_2(\mathbb{R}^d)$ as described in the previous sections. Here, let us constrain the resulting spline to lie in the space of feature distributions, i.e. each distribution ν_k^K must be represented as the sum of M delta distributions in \mathbb{R}^d with equal weights. To this end, we minimize the fully discrete spline energy functional (6.1) with respect to the locations x_m^k , where

$$\nu_k^K = \frac{1}{M} \sum_{m=1}^M \delta_{x_m^k}.$$

Generative texture model. Different samples of a synthesized texture from a given feature distribution ν_k^K (obtained in the previous step) are regarded as samples of a probability distribution, which is defined as the push-forward of a fixed distribution ζ defined on a latent space \mathcal{Z} , with a generator $g_\theta := g(\theta, \cdot) : \mathcal{Z} \rightarrow \mathbb{R}^N$. Typically, we may assume ζ to be the uniform distribution on the space $\mathcal{Z} = [0, 1]^N$, and g to be a feed-forward neural network. Hence, one is looking for an optimal parameter vector θ_k living in a set of admissible parameters

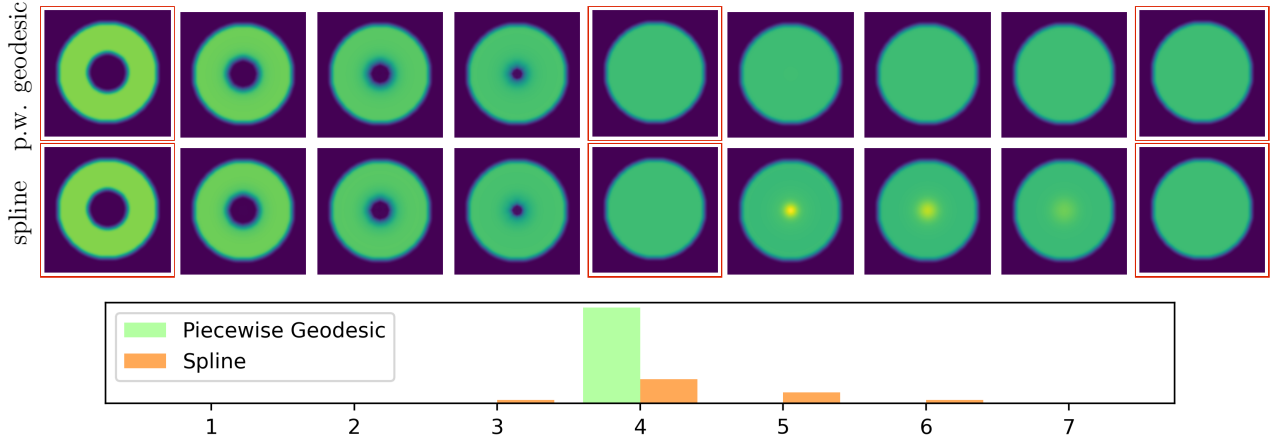


Figure 3: Discrete piecewise geodesic interpolation (top) and discrete spline interpolation for $\sigma = 0$ (middle) of three key frames with constant density on an annulus for the first and constant density on a disk for the second and third (framed in red). Bottom: Contribution of each time-step $k = 1, \dots, K - 1$ to the spline energy, i.e. $\mathcal{W}^2(\mu_k, \text{Bar}(\mu_{k-1}, \mu_{k+1}))$ for the spline interpolation (orange) and piecewise geodesic interpolation (green).

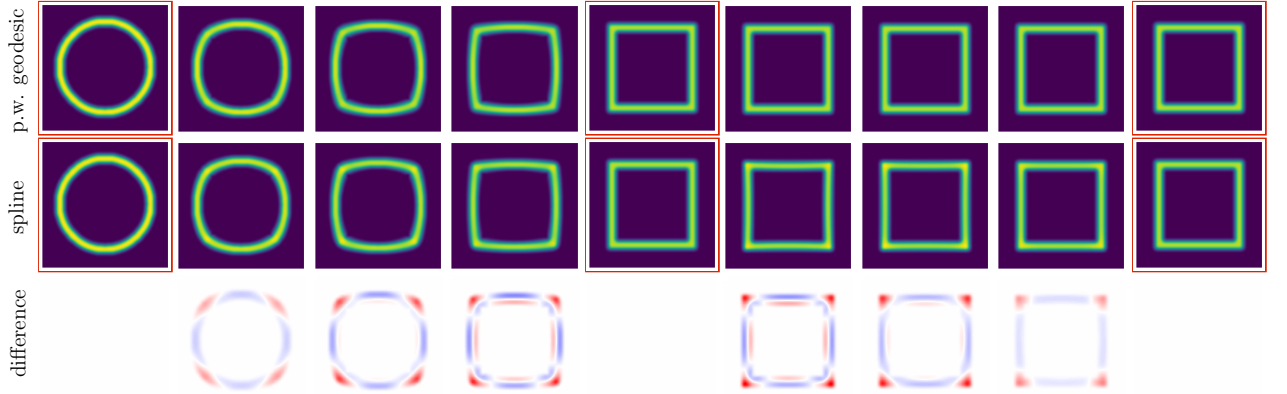


Figure 4: Piecewise geodesic (top) and spline interpolation (middle) are shown for key frames (framed in red) consisting of a thin annulus-shaped distribution and two equal thin square-shaped distributions. Bottom: Difference between the spline and piecewise geodesic interpolations, using the color map -0.2 to 0.2 .

Θ , which minimizes the Wasserstein distance $\mathcal{W}(\mu_{\theta_k}, \nu_k^K)$ of the resulting feature distribution

$$\mu_{\theta_k} := \frac{1}{M} \sum_{m=1, \dots, M} (F_m \circ g_{\theta_k})_{\#} \zeta$$

from the given feature distribution ν_k^K . The minimization of $\mathcal{W}(\mu_{\theta_k}, \nu_k^K)$ with respect to the parameter vector θ_k can be numerically realized via a stochastic gradient descent approach. After obtaining the optimal parameter vectors θ_k for $k = 0, \dots, K$, one then samples $z \sim \zeta$, and generates the resulting texture spline interpolation $(u_k)_{k=0, \dots, K}$ by

$$u_k := g_{\theta_k}(z)$$

for $k = 0, \dots, K$.

Numerical results. In Figure 7 we compare our spline interpolation method with the alternative metamorphosis spline interpolation (middle) as described in [22] with the same prescribed feature distributions/frames in each case. The key frames consist of a close-up of a leaf (at times $\bar{t}_1 = 0, \bar{t}_3 = 1$), and a close-up of a cork (at $t_2 = \frac{1}{2}$). Clearly, the leaf creases inherited from the first and last key frames are simply blended out in the first method. On the other hand, our approach ensures that the features are interpolated smoothly: Both the boundaries and the surface area covered by the creases change smoothly over time.

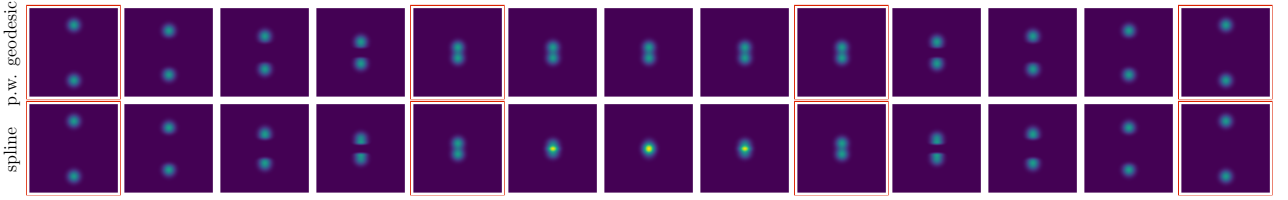


Figure 5: The key frames represent two Gaussians that are far apart from each other (first and fourth key frames) and close to each other (second and third key frames). Piecewise geodesic (top) and spline (bottom) interpolations are shown.

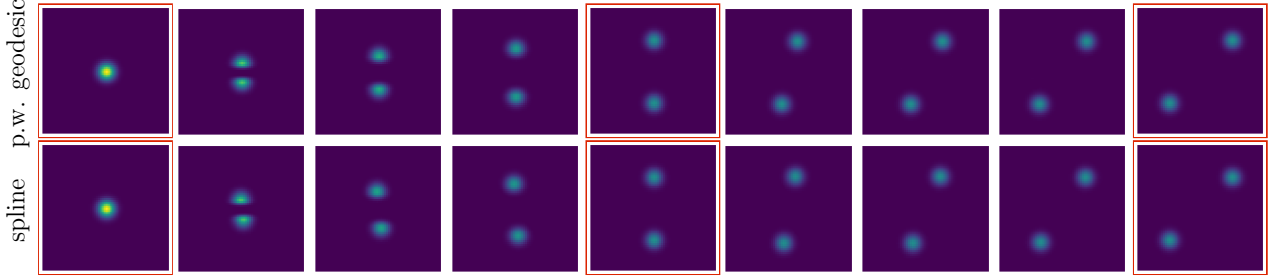


Figure 6: From left to right the key frames represent a single Gaussian, a pair of vertically displaced Gaussian of half the mass, and the vertically displaced configuration rotated by $-\frac{\pi}{4}$. Discrete piecewise geodesic (top) and spline (bottom) interpolations are shown.

Fig. 8 shows discrete texture curves resulting from a discrete spline interpolation $(\nu_k^K)_k$ for $K = 20$ in the space of feature distributions as described above. The texture samples which have been synthesized from the prescribed feature distributions have been framed in red, and the prescribed times are given by $\bar{t}_i = i/4$, $i = 0, \dots, 4$. Two different texture realizations $u_k^1 := g_{\theta_k}(z_1)$, $u_k^2 := g_{\theta_k}(z_2)$ for $z_1, z_2 \sim \zeta$ are shown on top of each other for a normalized random distribution ζ and θ_k minimizing the entropy regularized Wasserstein distance between μ_{θ_k} and ν_k^K . Even though for a fixed time step k the spatial arrangement of the texture pattern varies substantially between both samples, it becomes apparent that the texture characteristics described by the distribution of features ν_k^K coincide and vary smoothly along the curve.

Fig. 9 serves as a benchmark for our spline interpolation model on how well it can predict the texture patterns in comparison to the ground truth. Therein, the prescribed feature distributions are extracted from equally spaced still frames of a video showing the life cycle of the surface patch of a mango. As the mango peel goes from green to ripe and eventually rots away, not only the colors but the texture of the peel changes significantly. In the frame of generative texture synthesis our method (top rows on each panel) matches both structure and coloring of the actual textures (bottom row on each panel) at corresponding times.




Figure 7: Time discrete metamorphosis (top) and Wasserstein spline interpolations (bottom) with framed prescribed images/feature distributions for $K = 16$. For the metamorphosis spline the key frames are chosen identical to the synthesized texture of the Wasserstein splines. Due to symmetry, only the first half of the interpolations is shown.




Figure 8: Two realizations of a texture spline for different starting latent space samples, top and bottom of each panel respectively with parameters $K = 20$, $\sigma = 0.01$. Let us remark that not only the actual spline interpolated textures but also the key frame textures differ as they are all different samples of the underlying spline probability distributions ν_k^K .

References

- [1] L. Ambrosio and N. Gigli. A user’s guide to optimal transport. In *Modelling and optimisation of flows on networks*, pages 1–155. Springer, 2013.
- [2] L. Ambrosio, N. Gigli, and G. Savaré. *Gradient flows: in metric spaces and in the space of probability measures*. Springer Science & Business Media, 2005.
- [3] J.-D. Benamou and Y. Brenier. A computational fluid mechanics solution to the Monge-Kantorovich mass transfer problem. *Numerische Mathematik*, 84:375–393, 01 2000.
- [4] J.-D. Benamou, G. Carlier, M. Cuturi, L. Nenna, and G. Peyré. Iterative Bregman projections for regularized transportation problems. *SIAM Journal on Scientific Computing*, 37(2):A1111–A1138, 2015.
- [5] J.-D. Benamou, T. O. Gallouët, and F.-X. Vialard. Second-order models for optimal transport and cubic splines on the Wasserstein space. *Found. Comput. Math.*, 19(5):1113–1143, 2019.
- [6] R. Bhatia, T. Jain, and Y. Lim. On the Bures-Wasserstein distance between positive definite matrices, 2017.




Figure 9: Top: A realization of a texture spline with parameters $K = 20$, $\sigma = 0.01$. Bottom: Textures sampled at the interpolated times from the actual video the texture constraints were extracted from. As in Figure 8 the key frame textures from the spline interpolated path differ from the true images at the corresponding times as they are samples of the underlying spline probability distributions ν_k^K .

- [7] A. Braides. *Local minimization, variational evolution and Γ -convergence*, volume 2094. Springer, 2014.
- [8] Y. Brenier. Polar factorization and monotone rearrangement of vector-valued functions. *Communications on pure and applied mathematics*, 44(4):375–417, 1991.
- [9] D. Bures. An extension of Kakutani’s theorem on infinite product measures to the tensor product of semifinite w^* -algebras. *Transactions of the American Mathematical Society*, 135:199–212, 1969.
- [10] B. Charlier, J. Feydy, J. A. Glaunès, F.-D. Collin, and G. Durif. Kernel operations on the gpu, with autodiff, without memory overflows. *Journal of Machine Learning Research*, 22(74):1–6, 2021.
- [11] Y. Chen, G. Conforti, and T. T. Georgiou. Measure-valued spline curves: An optimal transport viewpoint. *SIAM J. Numer. Anal.*, 50(6):5947–5968, 2018.
- [12] Y. Chen and J. Karlsson. State tracking of linear ensembles via optimal mass transport. *IEEE Control Systems Letters*, 2(2):260–265, 2018.

- [13] S. Chewi, J. Clancy, T. Le Gouic, P. Rigollet, G. Stepaniants, and A. Stromme. Fast and smooth interpolation on Wasserstein space. In *International Conference on Artificial Intelligence and Statistics*, pages 3061–3069. PMLR, 2021.
- [14] J. Clancy. *Interpolating Spline Curves of Measures*. PhD thesis, Massachusetts Institute of Technology, 2021.
- [15] M. Cuturi. Sinkhorn distances: Lightspeed computation of optimal transport. *Advances in neural information processing systems*, 26, 2013.
- [16] C. de Boor. Best approximation properties of spline functions of odd degree. *J. Math. Mech.*, 12:747–749, 1963.
- [17] P. J. Forrester and M. Kieburg. Relating the bures measure to the cauchy two-matrix model. *Communications in Mathematical Physics*, 342(1):151–187, 2016.
- [18] N. Gigli. Second order analysis on $(p-2(m), w-2)$. *Memoirs of the American Mathematical Society*, 216:VII–+, 03 2012.
- [19] B. Heeren, M. Rumpf, P. Schröder, M. Wardetzky, and B. Wirth. Splines in the space of shells. In *Computer Graphics Forum*, volume 35, pages 111–120. Wiley Online Library, 2016.
- [20] B. Heeren, M. Rumpf, and B. Wirth. Variational time discretization of Riemannian splines. *IMA J. Numer. Anal.*, 39(1):61–104, 2018.
- [21] A. Houdard, A. Leclaire, N. Papadakis, and J. Rabin. Wasserstein generative models for patch-based texture synthesis. *CoRR*, abs/2007.03408, 2020.
- [22] J. Justiniano, M. Rajković, and M. Rumpf. Splines for Image Metamorphosis. In *Scale Space and Variational Methods in Computer Vision: 8th International Conference, SSVM 2021, Virtual Event, May 16–20, 2021, Proceedings*, pages 463–475. Springer International Publishing, 2021.
- [23] A. Karimi and T. T. Georgiou. Regression analysis of distributional data through multi-marginal optimal transport. *arXiv preprint arXiv:2106.15031*, 2021.
- [24] J. Lott. Some geometric calculations on Wasserstein space. *arXiv preprint math/0612562*, 2006.
- [25] L. Malagò, L. Montrucchio, and G. Pistone. Wasserstein Riemannian geometry of Gaussian densities. *Information Geometry*, 1(2):137–179, 2018.
- [26] R. J. McCann. Polar factorization of maps on Riemannian manifolds. *Geometric & Functional Analysis GAFA*, 11(3):589–608, 2001.
- [27] U. Mosco. Convergence of convex sets and of solutions of variational inequalities. *Advances in Math.*, 3:510–585, 1969.
- [28] L. Noakes, G. Heinzinger, and B. Paden. Cubic splines on curved spaces. *IMA J. Math. Control Inform.*, 6(4):465–473, 1989.
- [29] F. Otto. The geometry of dissipative evolution equations: the porous medium equation. 2001.
- [30] G. Peyré, M. Cuturi, et al. Computational optimal transport: With applications to data science. *Foundations and Trends® in Machine Learning*, 11(5-6):355–607, 2019.
- [31] T. Pock and S. Sabach. Inertial proximal alternating linearized minimization (iPALM) for nonconvex and nonsmooth problems. *SIAM J. Imaging Sci.*, 9(4):1756–1787, 2016.
- [32] Y. V. Prokhorov. Convergence of random processes and limit theorems in probability theory. *Theory of Probability & Its Applications*, 1(2):157–214, 1956.
- [33] M. Rumpf and B. Wirth. Variational time discretization of geodesic calculus. *IMA Journal of Numerical Analysis*, 35(3):1011–1046, 2015.
- [34] B. Schmitzer. Stabilized sparse scaling algorithms for entropy regularized transport problems. *SIAM Journal on Scientific Computing*, 41(3):A1443–A1481, 2019.

- [35] N. Singh, F.-X. Vialard, and M. Niethammer. Splines for diffeomorphisms. *Med. Image Anal.*, 25(1):56–71, 2015.
- [36] R. Tahraoui and F.-X. Vialard. Minimizing acceleration on the group of diffeomorphisms and its relaxation. *ESAIM Control Optim. Calc. Var.*, 25, 2019.
- [37] A. Trouvé and F.-X. Vialard. Shape splines and stochastic shape evolutions: a second order point of view. *Quart. Appl. Math.*, 70(2):219–251, 2012.
- [38] F.-X. Vialard. Variational second-order interpolation on the group of diffeomorphisms with a right-invariant metric. In *Mathematics Of Shapes And Applications*, pages 1–14. World Scientific, 2020.
- [39] C. Villani. *Optimal transport: old and new*, volume 338. Springer, 2009.
- [40] E. Zhang and L. Noakes. Riemannian cubics and elastica in the manifold $\text{spd}(n)$ of all $n \times n$ symmetric positive-definite matrices. *Journal of Geometric Mechanics*, 11:277–299, 01 2019.