

STPA for Learning-Enabled Systems: A Survey and A New Method

Yi Qi, Yi Dong, Xingyu Zhao, and Xiaowei Huang

University of Liverpool, Liverpool L69 3BX, U.K.
 {yiqi,yi.dong,xingyu.zhao,xiaowei.huang}@liverpool.ac.uk

Abstract. Systems Theoretic Process Analysis (STPA) is a systematic approach for hazard analysis that has been effective in the safety analysis of systems across industrial sectors from transportation, energy, to national defence. The unstoppable trend of using Machine Learning (ML) in safety-critical systems has led to the pressing need of extending STPA to Learning-Enabled Systems (LESs). However, while work has been carried out over different example systems, without a systematic review, it is unclear how effective and generalisable the extended STPA methods are and, more importantly, if further improvements can be made. To this end, we present our survey on 29 papers selected through a systematic literature search. We summarise and compare relevant research from five perspectives (attributes of concern, object under study, modifications to STPA, derivatives of the analysis, and process modelled as a control loop) to conclude insights. Furthermore, based on the survey results, we identify room for improvement and accordingly introduce a new method named DeepSTPA, which enhances STPA from two aspects that are missing from the state-of-the-art: (i) it explicitly models how the control loop structures are extended to identify hazards from the data-driven development process at every stage of the ML lifecycle; (ii) it models fine-grained functionalities deep into the layer-levels of ML models to detect root causes. We demonstrate DeepSTPA through a case study on an autonomous underwater vehicle (AUV).

Keywords: STPA · learning-enabled systems · safety analysis · hazard identification · safety-critical systems · safe AI · autonomous systems

1 Introduction

Systems Theoretic Process Analysis (STPA) is a hazard analysis method based on System-Theoretic Accident Model and Processes (STAMP) [38], which has been widely used in aerospace [14,41], aviation [51], national defence [58], nuclear power [47] and other industries [56]. In STAMP, system safety is regarded as a control problem. Uncontrolled external disturbances, component failures and/or abnormal component interactions can result in system accidents. System safety is ensured when the control process adheres to safety constraints [38]. Based on STAMP, STPA begins with a control structure model to evaluate each stage of

the function within the control loop and then identify the hazards that could impact the system’s dynamic behaviour.

Recently, the use of sophisticated Machine Learning (ML) to analyse complex data and integrate them into Cyber-Physical Systems (CPSs), known as Learning-Enabled Systems (LESs), has become widespread. When applying LESs in safety-critical domains, safety assurance is essential to their successful deployment and regulatory compliance, which remains a pressing challenge [13,35,15,61] despite recent efforts [7,8,29,21]. Hazard identification is the first and critical step in safety assurance which enables the detection of causes and measures for mitigations of safety risks. Given the successful track records of STPA for traditional safety-critical systems, there is a growing interest in utilising STPA for LESs. However, there is no dedicated literature review on this emerging research direction, and the following questions are yet to be answered: *Whether the original STPA method requires adaptation to address new characteristics of ML components? How effective is STPA for LESs? Is there room for improvement?*

Bearing those questions in mind, we first conduct a systematic survey on the use of STPA for LESs to showcase its recent advancements from five perspectives, i.e., attributes of concern, objects under study, modifications to STPA, derivatives of the analysis, and process modelled as a control loop. While STPA appears to be a promising technique towards safer LESs, the survey suggests two major gaps in the state-of-the-art:

- Most studies only consider the system operation process *after* the deployment. For traditional systems without ML components, the operational failure information is sufficient for the analysis of root causes to identify their mitigations. However, for LESs, root causes of ML failures can be in the model architecture, the training process, or the data collection, and cannot be fully understood and detected by only observing the operational failures. This view of considering all stages in the ML lifecycle has been presented in the academic discussions on the certification process [30,8] and the policy level discussions on the governance structure [22,1].
- In all surveyed studies, STPA works at the software component level, i.e., the minimal granularity of the functions modelled by STPA control structures is an entire software component. This is sufficient for traditional hardware and software components whose specifications and implementations are well understood. However, for LESs, locating causes at layer-wise level inside ML models (e.g., those arising from inputs to a fully-connected layer and feature maps extracted by a convolutional layer) can be more effective in both identifying and mitigating hazards. This aligns with many threads of research efforts to unbox the complex ML model through e.g., visualisation, explanations, verification, and testing.

To bridge these two gaps, we introduce DeepSTPA, a novel extension of STPA for LESs. DeepSTPA improves upon STPA in two ways: (i) it explicitly depicts how each stage of the ML lifecycle handles data through control loop structures, to uncover hazards originating from the data-driven development process; (ii) it represents finer functionalities down to the layers of ML models to uncover root

causes for more effective mitigations of hazards. We demonstrate DeepSTPA through a case study on Autonomous Underwater Vehicles (AUVs).

The three key contributions of this paper include: *i)* A systematic literature survey specifically devoted to STPA and LESs is conducted. The survey concludes with both positive findings and areas for improvement from diverse perspectives. *ii)* Based on the identified problems of state-of-the-art, a new STPA-like method named DeepSTPA is proposed to consider ML characters explicitly. *iii)* We demonstrate the new method with a real-world case study of AUVs.

2 Preliminaries

2.1 Learning-Enabled Systems

LESs are systems that utilise ML algorithms to continuously improve their performance over time [7]. These ML models are data-driven and make predictions or decisions, normally being integrated into CPSs [52]. However, despite their numerous benefits in adapting nonlinearities for complex and high-dimensional tasks, LESs are not immune to safety-related failures. The focus of this paper is on the two following aspects of LESs that can lead to failures: the data-driven lifecycle of ML models and their functional architecture design.

A comprehensive ML lifecycle model can be found in [8], which identifies assurance desiderata for each stage and reviews existing methods that contribute to achieving the desiderata. In this paper, we refer to an ML lifecycle consists of four stages—data preparation, model training, evaluation and deployment, as shown in Fig. 1. Instead of a waterfall process, ML lifecycle is normally a spiral process [8] that new data gathered during the operation of existing models can be exploited and, where appropriate, new models may be learnt and deployed.

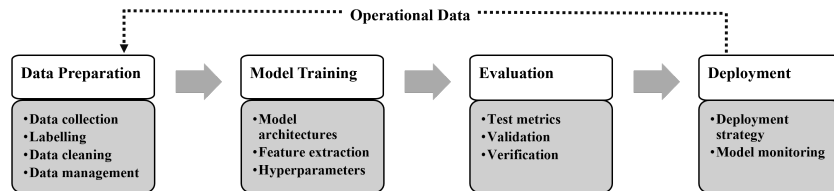


Fig. 1. The ML lifecycle comprises four stages performed using a spiral process model

As ML models become more sophisticated and “deeper”, a diverse range of model architectures emerges where neurons and layers are the building blocks. As an example, YOLO is among the most widely used deep learning based object detection methods [46], which is adopted in our later case study. Fig. 2(a) displays the network architecture of YOLOv3 which consists of several layers, each with specific functionalities, e.g., **convolution layers** implement features extraction, **up-sample layers** increase the spatial resolution of the feature maps, **concatenation layers** merge feature maps, and **non-max suppression layers** suppresses the overlapping bounding boxes and keep the ones with the highest

confidence score. Fig. 2(b) shows the prediction feature map of YOLOv3 that has three prediction boxes per grid, where each prediction box consists of bounding-box coordinates, the objectness score, and class scores [18].

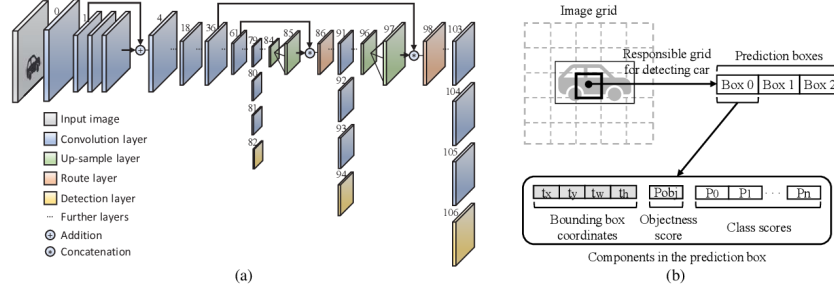


Fig. 2. (a) Architecture of YOLOv3; (b) Attributes of its prediction feature map [18]

2.2 STPA

In STAMP, three fundamental concepts from systems theory are used—constraints, hierarchical levels of control, and process models. These concepts provide the foundation for analysing complex systems and understanding the interactions and relationships between various components in a system that can lead to accidents [37]. STPA and Causal Analysis based on System Theory (CAST) are the two most prevalent STAMP-based tools today. STPA focuses on hazard analysis, while CAST concentrates on accident analysis. Both tools utilise STAMP’s control structures [37]. It is used to find potential risks or hazards of the whole system, and identify causal scenarios and present safety requirements before the system is put into use. Typically, the STPA workflow includes the following steps [38]: 1) Define Accidents/Hazards. 2) Model Control Structure. 3) Identify Unsafe Control. 4) Identify Causal Scenarios. 5) Derive Safety Requirements.

The first step is to define some accidents or hazards from a high level. Typically, these are serious consequences for personnel or equipment that can be anticipated [31]. The following step is to establish a system control structure that separates the control loop from its components, including the starting point, intermediate processes (e.g., mechanical and software structures), and completion components. Then, potential Unsafe Control Actions (UCAs) can be identified using standard UCAs form with four categories: 1) Causes Hazards Not Providing, 2) Causes Hazard Providing, 3) Incorrect Timing or Order, and 4) Stopped Too Soon or Applied Too Long. The STPA then identifies potential risks/hazards by finding UCAs and determining the possible causes and scenarios. Finally, the STPA provides safety requirements for each potential risk/hazard.

3 STPA for LESs: A Survey

While there is a growing interest in applying STPA for LESs, the absence of a systematic review of emerging papers on this topic motivates the survey.

3.1 Scope and Paper Collection

In the literature search, we adopted Atlas.ti 6.0 [24], a qualitative research analysis tool to collect papers [55]. The search function of this survey is presented below, and these keywords only applied to the paper title and abstract.

$$\begin{aligned} \text{Search} := & [STPA|STAMP] + [(Learning\ Enabled\ Systems) \\ & |(Machine\ Learning)|(Autonomous\ Systems)|Robots|Vehicle] \end{aligned} \quad (1)$$

where + indicates “AND”, and | indicates “OR”. Moreover, papers, books, and thesis were excluded based on the following criteria: i) They were not published in English; ii) The paper, book, or thesis was strictly less than four pages; iii) A paper existed on the same preprint version; iv) The paper, book, or thesis could not be retrieved using IEEE Explore, Google Scholar, Electronic Journal Center, or ACM Digital Library.

We selected 144 papers using search function (1), then filtered out those that only mentioned STPA in the introduction, related work, and future work sections, leaving 59 papers for further analysis. After careful examination, we further narrowed down our selection to 29 papers by removing duplicates and excluding those that did not combine the two themes of STPA and “learning” as a single topic despite mentioning both sets of keywords in the main methodology and case studies sections, cf. Table 1. It summarises the works from five perspectives—*Attributes of Concern*, *Object Under Study*, *Modification of the Method*, *Derivatives of the Analysis*, and the *Process Modeled as a Control Loop*.

3.2 Survey Results

Attributes of Concern Safety is the attribute that STPA has traditionally focused on, with the main goal of identifying hazards and enhancing the safety of the applied system. With the advancement of ML, in addition to safety, security and privacy have emerged as the two attributes of growing interest, which encompass guarding against external system breaches and noticing the privacy implications of system usage. This is exemplified by the development of STPA-sec [44,32,50,54] and STPA-priv [40,53], indicating the flexibility of STPA in terms of accommodating attributes beyond safety. STPA-sec focuses on analysing the vulnerability of the system to external attacks, while STPA-priv highlights the data privacy issues in the system. Reliability is also incorporated in [6] which uses STPA to analyse human activities that affect the risk of human-machine interaction in probabilistic risk assessment. The effectiveness of STPA is exemplified in [19], where it is combined with model checking to offer a formal and unambiguous representation of the analysed system.

Object Under Study Autonomous (ground) vehicles are the most commonly studied object by STPA due to their popularity, complexity and pressing need for safety [32,60,2,54,50,39,33,5,57,20,26]. Autonomous ships and drones are also studied in [59,49,27,62,6] and [17], respectively. Collaborative robots [11,4,16]

Table 1. Papers of STPA for LESs surveyed in this work (**NB**, AVs, ASs, Cobots, AMRs, ACs, and AUVs represent Autonomous Vehicles, Autonomous Ships, Collaborative Robots, Autonomous Mobile Multi-robots, Automatic Cranes and Autonomous Underwater Vehicles, respectively)

Year	List	Attributes of concern	Object under study	Modification of the method	Derivative of the analysis	Process Modeled as a Control Loop
2015	[3]	Safety	N/A	Yes (XSTAMPP)	Requirements	Operation Process
2016	[53]	Safety, Privacy	Smart TV	Yes (STPA-priv)	Requirements	Operation Process
2017	[2]	Safety	AV	No	Requirements, New-architecture	Operation Process
2017	[40]	Safety, Privacy	E-health	No	Requirements	Operation Process
2017	[17]	Safety	Drone	No	Requirements	Operation Process
2018	[50]	Safety, Security	AV	Yes (STPA with six-step model)	Requirements	Development Process, Operation Process
2018	[19]	Safety	Robotic Flight Simulator	Yes (STPA with UPPAAL)	Requirements, New-architecture	Operation Process
2019	[44]	Safety, Security	Aeronautic	Yes (STPA-sec)	Requirements	Operation Process
2019	[54]	Safety, Security	AV	No	Requirements, Test-case	Operation Process
2019	[49]	Safety	AS	No	Requirements, Test-case	Operation Process
2020	[32]	Safety, Security	AV	Yes (STAMP SnS)	Requirements	Development Process, Operation Process
2020	[11]	Safety	Cobots	Yes (STPA with Bowtie)	Comparative Study	Operation Process
2020	[9]	Safety	AMRs	Yes (STPA with FTA)	Requirements	Operation Process
2021	[60]	Safety	AC	No	Requirements	Operation Process
2021	[39]	Safety	AV	No	Requirements	Operation Process
2021	[4]	Safety	Cobots	No	Requirements	Operation Process
2021	[33]	Safety	AV	No	Requirements, Test-case	Operation Process
2021	[27]	Safety	AS	Yes (STPA with UFoI-E)	Comparative Study	Operation Process
2021	[5]	Safety	AV	Yes (SysML-STPA)	Requirements, New-architecture	Operation Process
2021	[57]	Safety	AV	No	Comparative Study	Operation Process
2021	[20]	Safety	AUV	Yes (SE-STPA)	Requirements	Operation Process
2021	[10]	Safety	AMRs	Yes (STPA with AHP)	Requirements	Operation Process
2021	[62]	Safety	AS	Yes (STPA-SynSS)	Requirements	Operation Process
2022	[59]	Safety	AS	No	Requirements	Operation Process
2022	[26]	Safety	AV	No	Requirements	Operation Process
2022	[16]	Safety	AMRs, Cobots	No	Requirements, Test-case	Operation Process
2022	[6]	Safety, Reliability	AS	Yes (STPA with SLIM)	Requirements	Operation Process
2022	[25]	Safety	N/A	Yes (STPA with Multilevel Runtime Monitoring)	Requirements	Operation Process
2023	[12]	Safety	AMRs	Yes (STPA with SPN)	Requirements	Operation Process

and Autonomous Mobile Multi-robots [9,10,16,12] are also active areas of applying STPA. In addition to robotics systems, STPA-priv was initially implemented for smart televisions [53] before being extended to E-health [40], recognising that privacy is a vital concern for humans. Moreover, STPA-sec has also found use in the Aeronautic industry [44]. STPA appears to be effective in analysing such complex CPSs, thanks to its holistic and systematic views with an emphasis on causality for early identification of hazards.

Modification of the Method While STPA can be directly applied on LESs, due to the intricacy of LESs, many studies advocate combining STPA with other safety analysis methods, e.g., the aforementioned STPA-sec and STPA-priv, the combined use of STPA and CAST [3], a hybrid method for assessing system reliability combines STPA and Success Likelihood Index Method (SLIM) [6], and the combination of STPA with Uncontrolled Flows of Information and Energy (UFoI-E) [27], Bow Tie methodology (Bowtie) [11], Fault tree analysis (FTA) [9] and multilevel run-time monitors [25]. It is also feasible to integrate STPA with hierarchical modelling approaches for intricate systems [50,32]. STPA may jointly analyse with Analytic Hierarchy Process (AHP) [10] and Stochastic Petri Nets (SPN) [12] respectively and recommend new safety requirements. The advancements have been made in the integration of STPA with domain-specific safety frameworks for autonomous vehicles and ships, such as [5,20,62].

Derivatives of the Analysis Typically, the final step of STPA is to propose safety requirements as a solution to hazards identified. In our survey, it has come to our attention that more diverse use of STPA has been documented. Specifically, corresponding test cases can be created and different results can be obtained by testing the LESs in varying environments [54,33,49]. Safety issues can be pinpointed at the system architecture design level, thus mitigation strategies based on new architecture can be derived from STPA [5,2]. STPA is also in the spotlight of comparative studies [11,27,57] along with other well-established safety analysis methods.

Process Modelled as a Control Loop As shown in the last column of Table 1, in most studies STPA is used to analyse system dynamics during the operation, where interactions between end-users/operators, hardware/software components are modelled as actions and feedback in control loops. However, unlike traditional systems for which operational information may be sufficient for the identification of hazards, causes and mitigations, root causes of ML failures can be located in the data management, ML architecture, training process, etc. Thus, the safety analysis of LESs should also consider activities involving the data owners, providers (who train the ML model), deployers (who deploy the ML model into a larger LES), and the end-users, which requires the modelling of each stage in the ML lifecycle. Moreover, as the ML model becomes more versatile and “deeper”, fine-grained functionalities at layer-wise level are introduced. To locate the causes from such lower levels and provide effective mitigations for identified hazards, it may be necessary to model how these layers inside the

ML model process input data during the operation. To bridge the two gaps we discovered, we introduce a new method, DeepSTPA, in the next section.

4 A New Method: DeepSTPA

The proposed DeepSTPA is applied on an AUV, BlueRov2¹, which is equipped with sensors for position estimation, environment perception, and attitude control, such as a wide-angle camera, 3-DOF gyroscope, etc. One of the AUV learning components is doing *object detection* based on *YOLOv3* [46]. Here, we introduce the DeepSTPA structure of the *object detection* component as follows.

Mishaps Definition For the first step, DeepSTPA is similar to STPA in that it lists potential mishaps for the targeted LESSs. Since AUVs colliding with the underwater assets may cause severe monetary loss, mishaps considered are:

- Damage to the AUV;
- Damage to underwater assets.

Control Loop Structure In this step, DeepSTPA differs from STPA significantly to cater for LESSs. As depicted in Fig. 3, for a given LESS, grey shaded areas contain new control loops modelled by DeepSTPA while the green region contains the control loops from the original STPA.

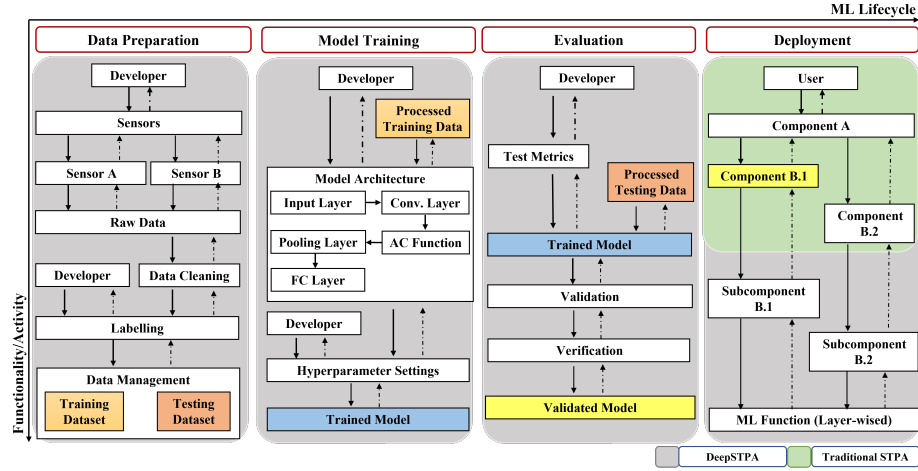


Fig. 3. DeepSTPA control loop structures (grey shaded) in addition to the traditional STPA control loop (green shaded), cf. our project website for a complete version.

To be more specific on Fig. 3, the horizontal axis signifies the ML lifecycle highlighting how data is being processed, while the vertical axis signifies fine-grained functionalities and development activities. The solid line signifies control action, and the dashed line represents feedback information. The boxes filled with same colour represent the same artifacts but appear in different ML lifecycle stages. A complete version of Fig. 3 with details is on our project website.

¹ Cf. the project website at <https://github.com/YiQi0318/DeepSTPA>

Unsafe Control Actions There are 4 parts consisting of a hazardous control action of each UCA, i.e., *Source Controller*, *Type*, *Control Action* and *Context*. *Type* in UCAs has four categories: (*T1*) *Not providing the control action leads to a hazard*; (*T2*) *Providing the control action leads to a hazard*; (*T3*) *Providing a potentially safe control action but too early, too late, or in the wrong order*; and (*T4*) *The control action lasts too long or is stopped too soon*. According to [38], the four categories are complete in terms of defining UCAs. DeepSTPA introduces subcategories to indicate new deviations representing ML characteristics applied under the Type *T2*. Table 2 shows some example UCAs of the obstacle detection YOLOv3 model.

Table 2. Partial UCA examples of obstacle detection YOLOv3 Model (component 10 and its sub-component 10-S1 & 10-S2, cf. our project website for a complete version.)

Control Action	Not Providing Causes Hazard	Providing Causes Hazard	Incorrect Timing/Order	Stopped Too Soon/Applied Too Long
Obstacle Detection YOLOv3 Model	UCA-10.1 Raw data is not fed into the model.	UCA-10.2 Data transmission is inefficient.	UCA-10.3 Data transmission at incorrect timing	UCA-10.4 Data stopped before being fully fed into the model.
	Wrong/Invalid/Incomplete/Perturbed			
	UCA-10-S1.1 Wrong hyperparameter setting and model design.			
	UCA-10-S1.2 Incomplete data makes wrong data preprocess.			
	UCA-10-S1.3 Incomplete setting of the hyperparameters. ...			
	UCA-10-S2.2 Data with wrong labels. UCA-10-S2.3 Data was perturbed by external attackers. ... UCA-10-S2.7 Non-max suppression layer selection is unreasonable. ...			

Example 1 (UCA-10.1). The raw sensor data flows into the obstacle detection model, which outputs results to the kinematic model and local path planning component. The UCA “Raw data is not fed into the model” is of type *T1*, as it is a potential risk when no data is being transmitted—the AUV cannot detect obstacles, potentially leading to accidents.

Example 2 (subcategories). “Wrong/Invalid/Incomplete/Perturbed” are subcategories of Type *T2* introduced by DeepSTPA in order to better cope with LESs, e.g., “Wrong setting and model design” is a human error of ML model developers.

Example 3 (UCA-10.2). We observed unsafe operation “UCA-10-S2.2” during data pre-processing and a potential UCA “Data with wrong labels”, meaning some data labels are incorrect or incomplete. The issue extends to “UCA-10-S1.2” level, where incomplete/invalid data causes incorrect pre-processing, leading to potential risk reflected in “UCA-10.2”. This could result in low model accuracy, affecting subsequent components in later ML lifecycle stages.

Example 4 (UCAs with layer-wise functions as the Source Controller). If potential risks or hazards are found in a certain component during the deployment stage, DeepSTPA can support detailed safety analysis at the stage of ML lifecycle development for that component (as indicated by blocks of the same color in Fig. 3). One example is “Component B.1” which is an ML component composed of a validated YOLOv3 model. We observed that both the YOLOv3 model’s accuracy and the Intersection Over Union (IOU) of the bounding box are low. After selecting the “Test metrics” and “Validation & Verification”, it is crucial to consider the “Trained Model”, as the poor training of the non-max suppression layer during the model training stage could be a contributing factor. This is because the non-max suppression layer, which is responsible for suppressing overlapping bounding boxes and retaining those with the highest confidence.

Causal Scenarios In general, STPA considers two causal scenarios: the reasons behind UCAs and the factors contributing to improper/unexecuted control actions. Referring to UCAs in Table 2, we present their partial analysis below.

UCA-10.2 Data transmission is inefficient.

- Raw data (e.g. image or video) resolution is too high.

UCA-10-S1.1 Wrong hyperparameter setting and model design.

- Lack of model design/training experience.

UCA-10-S2.2 Data with wrong labels.

- Developer’s human errors (label does not match the ground truth).

UCA-10-S2.7 Non-max suppression layer selection is unreasonable.

- Multiple bounding boxes exist for a single object, and the one with the highest probability is not retained; • The threshold for overlapping is excessively high, resulting in the retention of redundant bounding boxes.

Example 5 (UCA-10-S2.7 causal scenario). The non-max suppression layer’s function is to retain the bounding box with the highest probability when an object has been detected multiple times. However, if the overlapping threshold is set too high, it may result in the retention of other bounding boxes and scores, ultimately affecting the final output of YOLOv3.

Safety Requirements From the defined mishaps, UCAs, and causal scenarios, finally a set of safety requirements can be derived to enhance the overall safety.

UCA-10.2 Data transmission is not efficient.

- The driver software for the sensor (such as a wide-angle camera) should enable resolution adjustments; • Raw data should be compressed during transmission.

UCA-10-S1.1 Wrong hyperparameter setting and model design.

- Sanity check for model architecture; • Consistency check for the value ranges of settings.

UCA-10-S2.2 Data with wrong labels.

- Sanity check for the data label.

UCA-10-S2.7 Non-max suppression layer selection is unreasonable.

- Setting a validated overlapping threshold (e.g., 0.5 typically).

Example 6 (safety requirement for UCA-10-S2.7). The safety requirement for a UCA aims to mitigate potential hazards associated with the component. For instance, UCA-10-S2.7 suggests that setting a reasonable overlapping threshold before operation can enhance processing efficiency and reduce associated risks.

In summary, DeepSTPA follows the same methodology as STPA—it retains the five basic steps, but enhances the 2nd step significantly by considering layer-wise functionalities inside ML models and development activities spanning the whole ML lifecycle (cf. grey shaded areas in Fig. 3). Thanks to such more comprehensive modelling of control loop structures, DeepSTPA can provide causal scenarios and safety requirements for ML specific UCAs that complements STPA.

5 Related Work

There have been surveys conducted on STPA. Harkleroad et al. [28] review the general properties of STPA, summarising that STPA views risk assessment as a top-down control issue instead of the commonly used bottom-up component reliability approach as seen in Failure Modes and Effects Analysis (FMEA). Patriarca et al. [43] have recently summarised the history and current status of STAMP, which encompasses STPA as one of its related techniques, highlighting the application areas of surveyed papers. To the best of our knowledge, none of the existing surveys have specifically focused on LESs like ours.

STPA was introduced as a replacement for traditional safety analysis methods, e.g., HAZOP [36], in the context of handling complex systems [23]. Researchers explored the combination of STPA with other techniques and its adaptation to a broad range of domains. Rodriguez and Diaz [48] study the integration of STPA with functional models for process hazard analysis, while Kondo et al. [34] adapt the STAMP framework by modifying its terminology to incorporate risk analysis for industrial control systems and cybersecurity. Pasman’s work [42] offers a systematic approach to risk control and explores new and improved processes, as well as various risks and resilience analysis tools [43]. Driven by the same motivation as ours, in [45], authors develop a new method by featuring HAZOP a hierarchical structure, while we are extending STPA which is arguably more effective for complex systems like LESs. Indeed, we believe the adaptation of existing safety analysis for LESs with explicit considerations of ML characteristics should form an important research direction in the future.

6 Conclusion

In this paper, we conduct a survey of 29 papers selected from recent literature of applying STPA to LESs. Based on the survey results, gaps in the state-of-the-art are identified for which we propose a new method, DeepSTPA, extending STPA from the dimensions of ML development process and fine-grained functionalities of layers inside ML models. As demonstrated by the case study of AUVs, we conclude that DeepSTPA is more effective than STPA when applied to LESs, which can be reflected through the more comprehensive safety analysis results.

References

1. Establishing a pro-innovation approach to regulating AI. Tech. rep. (2022)
2. Abdulkhaleq, A., Lammering, D., Wagner, S., Röder, J., Balbierer, N., Ramsauer, L., Raste, T., Boehmert, H.: A systematic approach based on STPA for developing a dependable architecture for fully automated driving vehicles. *Procedia Eng* (2017)
3. Abdulkhaleq, A., Wagner, S.: XSTAMPP: an extensible STAMP platform as tool support for safety engineering (2015)
4. Adriaensen, A., Pintelon, L., Costantino, F., Gravio, G.D., Patriarca, R.: An STPA safety analysis case study of a collaborative robot application. *IFAC* **54**(1) (2021)
5. Ahlbrecht, A., Bertram, O.: Evaluating system architecture safety in early phases of development with MBSE and STPA. In: *ISSE*. pp. 1–8 (2021)
6. Ahn, S.I., Kurt, R.E., Turan, O.: The hybrid method combined STPA and SLIM to assess the reliability of the human interaction system to the emergency shutdown system of lng ship-to-ship bunkering. *Ocean Engineering* **265**, 112643 (2022)
7. Asaadi, E., Denney, E., Pai, G.: Quantifying assurance in learning-enabled systems. In: *Computer Safety, Reliability, and Security (SafeComp'20)*. LNCS, vol. 12234, pp. 270–286. Springer, Cham (2020)
8. Ashmore, R., Calinescu, R., Paterson, C.: Assuring the machine learning lifecycle: Desiderata, methods, and challenges. *ACM Comput. Surv.* **54**(5) (may 2021)
9. Bensaci, C., Zennir, Y., Pomorski, D.: A new approach to system safety of human-multi-robot mobile system control with STPA and FTA (2020)
10. Bensaci, C., Zennir, Y., Pomorski, D., Innal, F., Liu, Y.: Distributed vs. hybrid control architecture using STPA and AHP - application to an autonomous mobile multi-robot system. *Int. Journal of Safety and Security Engin.* **11**, 1–12 (3 2021)
11. Bensaci, C., Zennir, Y., Pomorski, D., Innal, F., Liu, Y., Tolba, C.: STPA and Bowtie risk analysis study for centralized and hierarchical control architectures comparison. *Alexandria Engineering Journal* **59**(5), 3799–3816 (2020)
12. Bensaci, C., Zennir, Y., Pomorski, D., Innal, F., Lundteigen, M.A.: Collision hazard modeling and analysis in a multi-mobile robots system transportation task with STPA and SPN. *Reliability Engineering & System Safety* **234**, 109138 (2023)
13. Bloomfield, R., Khlaaf, H., Conmy, P.R., Fletcher, G.: Disruptive innovations and disruptive assurance: Assuring machine learning and autonomy. *Computer* (2019)
14. Borges, S.F.d.S., Belderrain, M.C.N., Junior, M.M.C., Castilho, D.S.: Integration of STPA and TOPSIS fuzzy methods for risk analysis in aerospace projects. *IJDSRM* **10**(3-4), 212–226 (2022)
15. Burton, S., Habli, I., Lawton, T., McDermid, J., Morgan, P., Porter, Z.: Mind the gaps: Assuring the safety of autonomous systems from an engineering, ethical, and legal perspective. *Artificial Intelligence* **279**, 103201 (2020)
16. Buysse, L., Vanoost, D., Vankeirsbilck, J., Boydens, J., Pisssoort, D.: Case study analysis of STPA as basis for dynamic safety assurance of autonomous systems. In: *Dependable Computing – EDCC 2022 Workshops*. pp. 37–45 (2022)
17. Chatzimichailidou, M.M., Karanikas, N., Plioutsias, A.: Application of STPA on small drone operations: A benchmarking approach. *Procedia Engineering* **179**, 13–22 (2017), 4th European STAMP Workshop
18. Choi, J., Chun, D., Kim, H., Lee, H.J.: Gaussian yolov3: An accurate and fast object detector using localization uncertainty for autonomous driving. In: *ICCV*. pp. 502–511 (2019)
19. Dakwat, A.L., Villani, E.: System safety assessment based on STPA and model checking. *Safety Science* **109** (2018)

20. Dghaym, D., Hoang, T.S., Turnock, S.R., Butler, M., Downes, J., Pritchard, B.: An STPA-based formal composition framework for trustworthy autonomous maritime systems. *Safety Science* **136**, 105139 (2021)
21. Dong, Y., Huang, W., Bharti, V., Cox, V., Banks, A., Wang, S., Zhao, X., Schewe, S., Huang, X.: Reliability Assessment and Safety Arguments for Machine Learning Components in System Assurance. *ACM Trans. Embed. Comput. Syst.* (2022)
22. Edwards, L.: Regulating AI in europe: four problems and four solutions (2022)
23. E.Silva, S.R.: System theoretic process analysis: a literature survey on the approaches used for improving the safety in complex systems. In: CAPSI (2019)
24. Friese, S.: User's manual for ATLAS. ti 6.0, ATLAS. ti scientific software development. Berlin: GmbH (2013)
25. Gautham, S., Bakirtzis, G., Will, A., Jayakumar, A.V., Elks, C.R.: STPA-driven multilevel runtime monitoring for In-time hazard detection. In: *Computer Safety, Reliability, and Security* (2022)
26. Ge, G., Sun, L., Li, Y.F.: A systematic approach to develop an autopilot sensor monitoring system for autonomous delivery vehicles based on the STPA method. In: *ISSREW*. pp. 318–325 (2022)
27. Guzman, N.H.C., Zhang, J., Xie, J., Glomsrud, J.A.: A comparative study of STPA-extension and the UFOI-E method for safety and security co-analysis. *Reliability Engineering & System Safety* **211**, 107633 (2021)
28. Harkleroad, E., Vela, A., Kuchar, J.: Review of systems-theoretic process analysis (STPA) method and results to support NextGen concept assessment and validation. Project Report: ATC-427, MIT **25**, 2018–12 (2013)
29. Hawkins, R., Paterson, C., Picardi, C., Jia, Y., Calinescu, R., Habli, I.: Guidance on the assurance of machine learning in autonomous systems (AMLAS). arXiv preprint arXiv:2102.01564 (2021)
30. Huang, X., Jin, G., Ruan, W.: *Machine Learning Safety*. Springer (2023)
31. Ishimatsu, T., Leveson, N.G., Thomas, J., Katahira, M., Miyamoto, Y., Nakao, H.: Modeling and hazard analysis using STPA. In: *Proc. of the 4th IAASS Conference, Making Safety Matter*. Huntsville, Alabama (2010)
32. Kaneko, T., Yoshioka, N., Sasaki, R.: STAMP S&S: Safety & security scenario for specification and standard in the society of AI/IoT. In: *QRS-C*. pp. 168–175 (2020)
33. Khastgir, S., Brewerton, S., Thomas, J., Jennings, P.: Systems approach to creating test scenarios for automated driving systems. *RESS* **215**, 107610 (2021)
34. Kondo, S., Sakashita, H., Sato, S., Hamaguchi, T., Hashimoto, Y.: An application of STAMP to safety and cyber security for ICS. In: *Computer Aided Chemical Engineering*, vol. 44, pp. 2335–2340 (2018)
35. Koopman, P., Kane, A., Black, J.: Credible autonomy safety argumentation. In: *27th Safety-Critical Systems Symp.* Bristol, UK (2019)
36. Lawley, H.: Operability studies and hazard analysis. *Chem. Eng. Prog.* **70**(4) (1974)
37. Leveson, N.: *Engineering a Safer World: Systems Thinking Applied to Safety*. Engineering systems, MIT Press (2011)
38. Leveson, N.G., Thomas, J.P.: *STPA handbook*. Cambridge, MA, USA (2018)
39. Li, B., Shang, S., Fu, Y.: The application of stpa in the development of autonomous vehicle functional safety. In: *ICAA*. pp. 863–868 (2021)
40. Mindermann, K., Riedel, F., Abdulkhaleq, A., Stach, C., Wagner, S.: Exploratory study of the privacy extension for system theoretic process analysis (STPA-priv) to elicit privacy risks in ehealth. In: *REW*. pp. 90–96 (2017)
41. Moreira, G., Pleffken, D.R., Cerqueira, C., Santos, W.: STPA analysis over the earlier phases of brazilian aerospace products life cycle using OPM. In: *ICMAE*. pp. 465–471 (2022)

42. Pasman, H.J.: Risk analysis and control for industrial processes-gas, oil and chemicals: a system perspective for assessing and avoiding low-probability, high-consequence events. Butterworth-Heinemann (2015)
43. Patriarca, R., Chatzimichailidou, M., Karanikas, N., Di Gravio, G.: The past and present of system-theoretic accident model and processes (STAMP) and its associated techniques: A scoping review. *Safety Science* **146** (2022)
44. Pereira, D.P., Hirata, C., Nadjm-Tehrani, S.: A STAMP-based ontology approach to support safety and security analyses. *JISA* **47**, 302–319 (2019)
45. Qi, Y., Ryan, P.M., Huang, W., Zhao, X., Huang, X.: A Hierarchical HAZOP-Like Safety Analysis for Learning-Enabled Systems. In: *AI Safety at IJCAI-22*. vol. 3215, p. 10. CEUR, Vienna, Austria (2022)
46. Redmon, J., Farhadi, A.: Yolov3: An incremental improvement (2018)
47. Rejzek, M., Hilbes, C.: Use of STPA as a diverse analysis method for optimization and design verification of digital instrumentation and control systems in nuclear power plants. *Nuclear Engineering and Design* **331**, 125–135 (2018)
48. Rodríguez, M., Díaz, I.: A new functional systems theory based methodology for process hazards analysis. In: *Computer Aided Chemical Engineering* (2014)
49. Rokseth, Børge, Haugen, Odd Ivar, Utne, Ingrid Bouwer: Safety verification for autonomous ships. *MATEC Web Conf.* **273**, 02002 (2019)
50. Sabaliauskaite, G., Liew, L., Cui, J.: Integrating autonomous vehicle safety and security analysis using STPA method and the six-step model. *IJAS* **11** (2018)
51. Salgado, M.L., de Sousa, M.S.: Cybersecurity in aviation: the STPA-sec method applied to the TCAS security. In: *LADC*. pp. 1–10. IEEE (2021)
52. Sandha, S.S.: Learning-enabled Cyber-Physical Systems: Challenges and Strategies. University of California, Los Angeles (2022)
53. Shapiro, S.S.: Privacy risk analysis based on system control structures: Adapting system-theoretic process analysis for privacy engineering. In: *SPW* (2016)
54. Sharma, S., Flores, A., Hobbs, C., Stafford, J., Fischmeister, S.: Safety and Security Analysis of AEB for L4 Autonomous Vehicle Using STPA. In: *Workshop on ASD*. vol. 68, pp. 5:1–5:13. Schloss Dagstuhl–Leibniz-Zentrum fuer Informatik (2019)
55. Smidts, C., Mutha, C., Rodríguez, M., Gerber, M.J.: Software testing with an operational profile: OP definition. *ACM Comput. Surv.* **46**(3) (feb 2014)
56. Sultana, S., Okoh, P., Haugen, S., Vinnem, J.E.: Hazard analysis: Application of stpa to ship-to-ship transfer of lng. *JLPPI* **60**, 241–252 (2019)
57. Sun, L., Li, Y.F., Zio, E.: Comparison of the HAZOP, FMEA, FRAM, and STPA Methods for the Hazard Analysis of Automatic Emergency Brake Systems. *ASCE-ASME J Risk and Uncert in Engrg Sys Part B Mech Engrg* **8**(3) (2021)
58. Williams, A.D.: System theoretic process analysis (STPA): Overview of sandia uses to address national security problems. (2019)
59. Yamada, T., Sato, M., Kuranobu, R., Watanabe, R., Itoh, H., Shiokari, M., Yuzui, T.: Evaluation of effectiveness of the STAMP / STPA in risk analysis of autonomous ship systems. *Journal of Physics: Conference Series* (2022)
60. Zhang, W., Meng, X., Wang, J., Li, T., Shan, Q., Teng, F.: Safety analysis of automatic crane trolley running system based on STAMP/STPA. In: *ICCPS* (2021)
61. Zhao, X., Banks, A., Sharp, J., Robu, V., Flynn, D., Fisher, M., Huang, X.: A Safety Framework for Critical Systems Utilising Deep Neural Networks. In: *Safe-Comp'20. LNCS*, vol. 12234, pp. 244–259. Springer, Cham (2020)
62. Zhou, X., Liu, Z., Wang, F., Wu, Z.: A system-theoretic approach to safety and security co-analysis of autonomous ships. *Ocean Engineering* **222**, 108569 (2021)