

An Approach for Solving Tasks on the Abstract Reasoning Corpus

James Ainooson (james.ainooson@vanderbilt.edu)
 Deepayan Sanyal (deepayan.sanyal@vanderbilt.edu)
 Joel P. Michelson (joel.p.michelson@vanderbilt.edu)
 Yuan Yang (yuan.yank@vanderbilt.edu)
 Maithilee Kunda (mkunda@vanderbilt.edu)

Department of Computer Science, Vanderbilt University
 2201 West End Ave, Nashville, TN 37235

Abstract

The Abstract Reasoning Corpus (ARC) is an intelligence tests for measuring fluid intelligence in artificial intelligence systems and humans alike. In this paper we present a system for reasoning about and solving ARC tasks. Our system relies on a program synthesis approach that searches a space of potential programs for ones that can solve tasks from the ARC. Programs are in a domain specific language, and in some instances our search algorithm is guided by insights from a corpus of ground truth programs. In particular: We describe an imperative style domain specific language, called Visual Imagery Reasoning Language (VIMRL), for reasoning about tasks in the ARC. We also demonstrate an innovative approach for how large search spaces can be decomposed using special high level functions that determine their own arguments through local searches on a given task item. Finally, we share our results obtained on the publicly available ARC items as well as our system’s strong performance on a private test, recently tying for 4th place on the global ARCathon 2022 challenge.

Keywords: add your choice of indexing terms or keywords; kindly use a semicolon; between each term

Introduction

Chollet (2019) recently introduced the Abstract Reasoning Corpus (ARC) as a general intelligence test for humans and artificial systems. ARC requires solvers to exhibit fluid intelligence while reasoning about a wide range of visual and spatial concepts. The ARC was designed to be solvable without explicit task training, provided the solver possesses a collection of sufficient core knowledge priors.

Figure 1 shows two sample tasks from the ARC. Each of these tasks has a training section (left of the grey bar), with a number of input-output grid pairs, and a test section (right of the grey bar) with an input grid for which a solver must provide an output.

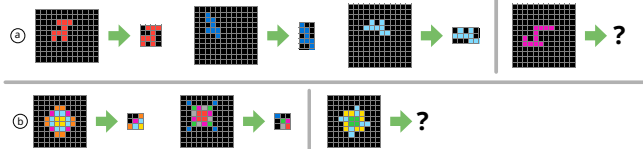


Figure 1: Two sample tasks from the Abstract Reasoning Corpus. The first sample (a) requires the solver to isolate the object in the grid, while the second sample (b) requires the solver to find the repeated grid segment.

All tasks from the ARC are presented on coloured, input-output grid pairs. These grids can be anywhere from a single cell to 30x30 cells in size, and each cell can contain one of ten symbols (0 through 9 or appropriately selected unique colours). A property that makes the ARC particularly difficult, especially for artificial systems, is how solvers are required to predict the output grids from scratch: solvers must correctly determine the grid’s size, and must also specify the symbols to place in each cell correctly.

All tasks from the ARC are claimed to rely on a set of clearly defined core knowledge priors. According to Chollet (2019) these core knowledge priors cover concepts around objectness, goal-directedness, numbers and counting, and topology and geometry.

In this paper we present a system for reasoning about and solving ARC tasks. Our system relies on a program synthesis approach that searches a space of potential programs for ones that can solve tasks from the ARC. Programs are in a domain specific language, and in some instances our search algorithm is guided by insights from a corpus of ground truth programs.

1. We describe an imperative style domain specific language, called Visual Imagery Reasoning Language (VIMRL), for reasoning about tasks in the ARC.
2. We demonstrate an innovative approach for how large search spaces can be decomposed using special high level functions that determine their own arguments through local searches on a given task item.
3. We share our results obtained on the publicly available ARC items as well as our system’s strong performance on a private test, recently tying for 4th place on the global ARCathon challenge that ended on Dec. 31, 2022.

The Abstract Reasoning Corpus

The Abstract Reasoning Corpus contains a total of 1,000 different tasks. Of these tasks, 800 are publicly available to researchers, while 200 are kept private for evaluation (through the Kaggle Machine Learning Platform¹, and the occasional ARCATHON² competitions). To help researchers develop and test their solvers, the complete solutions (containing both

¹The private solver can be accessed through the competition site for the ARC: <https://www.kaggle.com/competitions/abstraction-and-reasoning-challenge>

²The ARCATHON can be accessed through <https://lab42.global/arcathon>

the input and output pairs) for the test section are supplied for all 800 publicly available task items.

Publicly available tasks are supplied in two equal sets of 400 tasks: one set considered as a training set and the other as an evaluation set. According Chollet (2019), the concepts observed in one set do not transfer to the other. This means, agents that specialize on items in one set may not necessarily perform well on items in the other. Interestingly, this fact is supposed to remain true across all the three groups of tasks on the ARC.

Formally an ARC task, T , can be defined as:

$$T = \left\{ \langle I_1^t, O_1^t \rangle, \dots, \langle I_n^t, O_n^t \rangle; i_0^e, \dots, i_m^e \right\}$$

Here, i^t and o^t are input and output training grids, and i^e represents a test input grid for which the agent must provide an output. In the case of the publicly available ARC tasks, each test input, i_i^e , has a corresponding output, o_i^e , with which any solvers can learn about the task.

Scoring on the ARC is considered an all or nothing affair: solvers must get all the cells right to correctly solve a task. Any missed cell results in a failure. Because solvers may face some ambiguities in learning the concepts of a task, solvers are given the opportunity to make up to three predictions, and the task will be considered solved if any of those predictions are correct.

Prior Knowledge on the ARC

Chollet (2019) provides brief descriptions of some *core knowledge priors* that solvers must possess to be successful on ARC tasks. Note that while the ARC is labeled as an “abstract” reasoning test, it presents problems in a visual format, and thus requires some degree of visual processing. In addition, core knowledge priors are about object properties expressed visually/spatially. Thus, visual reasoning abilities representing functions of both perception and inference are key for solving ARC items.

The **objectness** prior requires solvers to deal with the segmentation, permanence and interaction of objects. **Goal-directedness** requires solvers to deal with processes. Tasks that require *goal-directedness* may exhibit input-output grids that can be considered as the start and end states of some abstract process, such as an object moving from one point in the grid to another. **Numbers and counting** priors are required in situations where quantities, like frequencies of object occurrences and sizes of objects, are considered as numbers for operations like comparison and sorting. The **geometry and topology** prior requires an agent to have knowledge about shapes, lines, symmetry, relative positioning of objects, and the ability to replicate objects in different ways.

Reasoning about the ARC

Our approach to reasoning about the ARC involves the use of a program synthesis solver. This solver generates programs in a domain specific language we named Visual Imagery Reasoning Language (VIMRL). When given an ARC task,

$\langle instruction \rangle ::= \langle assignment \rangle$ $\langle operation \rangle$
$\langle assignment \rangle ::= \langle identifier \rangle \text{ '=' } \langle operation \rangle$
$\langle operation \rangle ::= \langle identifier \rangle \text{ ' (' } \langle arguments \rangle \text{ ') '}$
$\langle arguments \rangle ::= \langle argument \rangle$ $\langle arguments \rangle \text{ ', ' } \langle argument \rangle$
$\langle argument \rangle ::= \langle identifier \rangle$ $\langle number \rangle$ $\langle operation \rangle$
$\langle number \rangle ::= \text{ (' - ') ? [0 - 9] +}$
$\langle identifier \rangle ::= [a - z A - Z] [a - z A - Z 0 - 9] *$

Table 1: Grammar for the Visual Imagery Reasoning Language-I (VIMRL). These also double as production rules for generating code during program synthesis.

$T = \left\{ \langle I_1^t, O_1^t \rangle, \dots, \langle I_n^t, O_n^t \rangle; I_0^e, \dots, I_m^e \right\}$, the solver searches the space of programs in VIMRL for a candidate program, $\varphi(x)$, which takes a grid, x , as input, produces a solution output grid. For a program to be considered as a candidate solution, it must satisfy $\left(\frac{\sum_{i=1}^n \lambda(\varphi(I_i^t), O_i^t)}{n} > \alpha \right)$, where

$$\lambda(x, y) = \begin{cases} 1 & x = y \\ 0 & \text{and, } \alpha, \text{ is a threshold within which the} \end{cases}$$

agent should be accurate. This means a candidate program will only be selected if it solves enough items in a task’s training problems with an accuracy higher than the value of α .

Visual Imagery Reasoning Language

The Visual Imagery Reasoning Language (VIMRL) is an imperative style language, designed around imagery operations, and built specifically for reasoning about ark tasks. Instead of relying on control instructions, VIMRL places emphasis on the sequence of instructions to control the state of a program during execution. See Table 1 for VIMRL’s full grammar.

Every instruction in the VIMRL involves a call to an operation. Operations can take arguments, which are either literal values or references to variables. And operations always return values. Values in VIMRL can either be literal or variable, and values always have fixed types.

All values (literal or variable) in VIMRL have fixed types. Arguments for operations are also expected to have specific types. Currently, values can assume one of 5 given types. Values can be typed as *image*, *object* (an image fragment with a location, much like a sprite in a video game), *color*, *number* (integers only), or *list* (of objects).

Executing VIMRL Programs

A VIMRL program under execution can be considered to have a state containing the following:

1. The set of all variables that have been defined throughout

(a)	<code>output = trim(input)</code>
(b)	<code>output = attract(input)</code>
(c)	<code>output = recolor(input)</code>
(d)	<code>enclosed = find_enclosed_patches(input)</code> <code>recolored = recolor_objects(enclosed)</code> <code>output = draw(input, recolored)</code>

Table 2: Listings for four different VIMRL programs that provide solutions for tasks in the ARC. Cell (a) is a possible solution for the task in Figure 1 (a), cell(b) provides possible solutions for the tasks in Figures 2 (a) and 2 (b), and cell (c) and (d) provide possible solutions for the tasks in Figures 2 (c) and 2 (d) respectively.

the program’s lifetime.

2. All the values associated with the defined variables.
3. The current line of instruction being executed.

Every program starts execution with two pre-defined variables: `input`, an image containing the input grid of the problem; and `background`, which represents the background colour of the input grid. The background value helps in isolating objects, and by default it is set to a value of 0. This value can later be changed through specific operations.

During execution, two main types of operations can be performed. First, there are low level operations, which are simple functions that require arguments to be explicitly passed. These operations will typically manipulate their inputs and return an output. The second type of operations are high level operations, which take a single argument and further analyse the grids from the tasks to be solved, and the current state of execution to implicitly select extra arguments.

To further explain how the two types of operations work, consider the programs listed in Table 2. The program in cell (a) is a possible VIMRL solution for the task in Figure 1 (a). This program takes the input image, applies the `trim` operation to remove extra surrounding pixels, and goes on to assign the results to the `output` variable. Here, `trim` is a low level operation that removes extra pixels to create a bounding box.

In contrast to the `trim` program (in cell (a)), consider the program listed in cell (b). This single program can solve both of the tasks displayed in Figures 2 (a) and 2(b). The `attract` operation used in the program is a high level operation that uses simple naive physics simulations to solve the problem of objects being attracted to each other. It takes an input image of the initial state of the objects, and returns an output image with the final state.

Because `attract` is a high level function, all of the tasks training items, $\{\langle I_1^t, O_1^t \rangle, \dots, \langle I_n^t, O_n^t \rangle\}$, are available to it at runtime. From these items, the `attract` function is able to form a rule about which objects are being attracted to what, and it can use this rule to attempt the test item. All high level functions in VIMRL operate this way, albeit each with their own internal rules and search techniques.

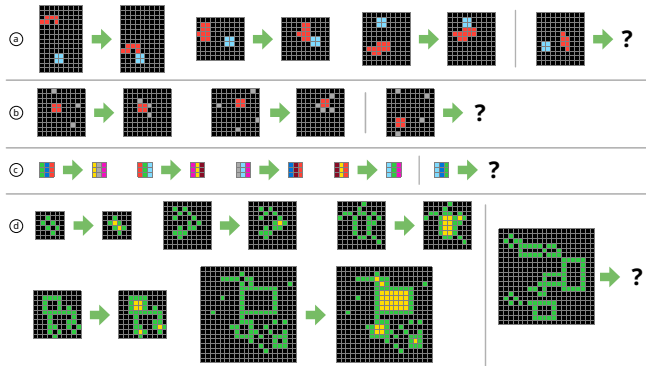


Figure 2: A couple of sample tasks from the ARC for demonstrating VIMRL solutions. See Table 2 for possible VIMRL solutions.

So far, all sample programs we discussed contain a single instruction that operates on the input. But programs in VIMRL are typically longer. Having multiple instructions, however, complicates execution when high level operations are performed after low level ones. Because every execution of a high level function requires an instance of the task’s training items to be analysed, in cases where other instructions have already modified the task’s input image, I^e , the input-output pairs from the training items, $\{\langle I_1^t, O_1^t \rangle, \dots, \langle I_n^t, O_n^t \rangle\}$, may no longer be representative of the current state of the input image.

As a solution to this problem, before any high level operation is executed, all instructions that have already been executed, are applied to all the input-output training pairs to create a modified version of the task. To do this we consider the sequence of all instructions performed before the high-level operation was executed as a partial program, $\phi'(x)$, then we generate a modified task, T' , with training items, $\{\langle I_1^t, O_1^t \rangle, \dots, \langle I_n^t, O_n^t \rangle\}$, such that $\forall_{i \in \{1, \dots, n\}} \langle I_i^t, O_i^t \rangle \rightarrow \langle \phi'(I_i^t), \phi'(O_i^t) \rangle$. This modified task, T' , is then passed to the high level operation.

A walk-through of high level function execution To further illustrate how partial programs modify the tasks before they are analysed by high level functions, consider the programs from cells (c) and (d) of Table 2. The program in cell (c) is similar to all those we have seen earlier. It uses a single call to a high level function, `recolor`, which learns the rules by which colours in an image are transformed to solve the task in Figure 2 (c).

When a similar `recolor` operation (`recolor_objects` which works on a list of images instead of a single image) is encountered in the program from cell (d), however, another operation, `find_enclosed_patches` has already been executed. Figure provides a walk-through with a visualization of the execution state as the program in cell (d) is runs.

From the walk-through we observe that the initial state has the `input` variable assigned to the input grid of the test

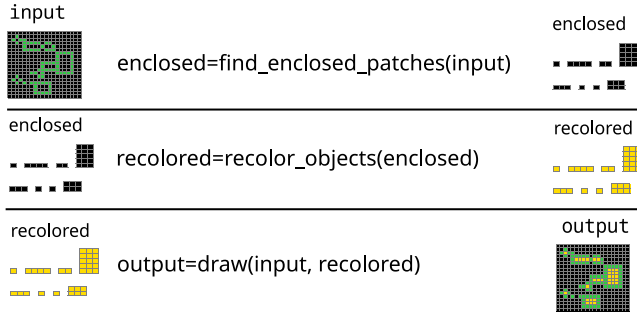


Figure 3: A walk-through of the execution of the program listed in cell (d) of Table 2 on the task from Figure 2 (d). White boxes show the state of the program’s variables while the grey boxes show the instructions executed.

item. The first instruction, `enclosed = find_enclosed_patches(input)`, analyzes the input image and extracts all patches of the grid’s image that are enclosed. In the case of this particular example, the call to `find_enclosed_patches` returns a list with 8 grids and their locations.

The next instruction, `recolor_objects`, which is a high-level function, takes this list of objects as an argument. In addition to this list, the `recolor_objects` function will also receive a copy of the task, and this copy must reflect any changes the earlier call to `find_enclosed_patches` may have made to the input image. To build this modified task, the partial program, which contains only single a call to `find_enclosed_patches`, is executed on all the inputs and output images of the task. Whenever this partial program is executed on an image from the training set, the corresponding image in the task is replaced with the value associated with the `enclosed` variable after the partial execution. The `enclosed` variable is chosen as the replacement because it is the variable whose value is being passed to the `recolor` operation.

It is worth noting that in this case the value of `enclosed` will be of a `list` type, leading to a situation which forces all the training images to be replaced with lists. Because the `recolor_object` operation operates on lists, it is now able to compare the lists of patches found in the input and outputs of the modified tasks to detect that everything that is coloured black (0) is switched to yellow (4).

After the execution of the `recolor` operation, the `draw` operation is used to paint all the recolored objects back to the input grid, and the results are assigned to the `output` variable as a solution to the task.

Operations for Reasoning about the ARC

Currently, there are a total of 11 high level and 41 low-level operations, giving a total of 52 operations. The implementation of these operations are inspired by the core knowledge priors suggested for the ARC and similarities observed in tasks from the public ARC datasets. A full list of operations

and the core priors upon which they are based are displayed in Figure 4.

It is worth noting that all operations designed for VIMRL were only made after observing just the 400 tasks in the train section of the public ARC dataset. We decided not to consider any tasks from the evaluation section in order to further evaluate how well the concepts between the tasks are separated.

Searching

At the core of our reasoning agent is a search algorithm that attempts to find VIMRL programs for ARC tasks. As described at the beginning of this section, the goal of the search is to find programs that solve a given number of items in from the train section of an ARC task. The major issues we had to deal with in building our search algorithm stemmed from tree traversal, successor generation, and node pruning.

Our current search algorithm can be described as follows: Given an instance of the ARC task, $T = \{ \langle I_1^t, O_1^t \rangle, \dots, \langle I_n^t, O_n^t \rangle; I_0^e, \dots, I_m^e \}$, generate and collect candidate programs, $\phi_i(x)$, which satisfy $\left(\frac{\sum_{i=1}^n \lambda(\phi_i^t, O_i^t)}{n} > \alpha \right)$,

where $\lambda(x, y) = \begin{cases} 1 & x = y \\ 0 & \text{otherwise} \end{cases}$, for some threshold $\alpha > 0$. The

search executes in a *generate-execute-test* cycle until a given number of programs (50 in the case of our experiments) are found, or a time-out (700 seconds in the case of our experiments) is reached. For all the experiments discussed in this paper, we accepted any program with $\alpha > 0$ as a potential candidate.

After the search cycle terminates, the best performing programs are selected from the set of candidate programs such that the top three smallest programs with the highest scores (after sorting all candidates by α score in descending order and program size in ascending order) are selected as final candidates to generate responses for the task.

Tree traversal and successor generation In all our experiments, we search the space of VIMRL programs with traditional breadth-first and depth first search algorithms. Starting with an empty program, we rely on successor generators to add on instructions as we build a series of potential programs. We have implemented two main ways of generating new successor programs from existing ones.

The first approach involves executing a production system over the VIMRL grammar, with the grammar as productions, to produce all possible successors when a program is given. This yields a brute-force search through the entire VIMRL program space. With the potential to add over 50 operations at each step, the branching factor of the search tree is high, leading to a quick exponential explosion in search space. Nonetheless, a full brute force search serves as a good starting point to help us understand the dynamics of program generation in VIMRL.

Our second approach generates successors stochastically. The probabilities of possible successor nodes are computed

add	(N)(O)	attract	(G)(O)	change_color	(O)	color_sorted	(N)(O)
complete_pattern	(T)	connect_grid_cells	(G)	connect_pixels	(G)	copy	(O)
create	(T)	difference	(N)	draw	(T)	find_central_object	(O)
find_enclosed_patches	(O)	find_objects	(O)	find_objects_in_context	(O)	find_odd_object	(O)
first_image	(O)	first_object	(O)	flip_horz	(O)(T)	flip_vert	(O)(T)
get_color	(T)	get_grid	(T)	get_grid_cells	(T)	grid_as_image	(T)
grid_cells_as_image	(T)	grid_get_color		invert	(O)	last_image	
last_object		map	(N)	map_image	(N)	recolor_image	
recolor_objects	(O)	repeat	(G)(O)	reset_background	(T)	rotate_180	(O)(T)
rotate_270	(O)(T)	rotate_90	(O)(T)	scale_2x	(O)(T)	scale_3x	(O)(T)
scale_4x	(O)(T)	scale_5x	(O)(T)	scale_half	(O)(T)	scale_quart	(O)(T)
scale_third	(O)(T)	segment_objects	(O)(T)	self_scale	(O)(T)	sort_by_color	(N)(O)
sort_by_color_frequency	(N)(O)	sort_by_holes	(N)(O)	sort_by_size	(N)(O)	trim	(O)(T)

Legend (N) Numbers and counting (O) Objectness (G) Goal Directedness (T) Geometry and Topology

Figure 4: A list of all the instructions available for solving tasks in VIMRL. Functions listed in grey cells are high level functions, and the colored letters provide information about the core knowledge prior from which the function draws.

from hand-coded ground truth programs for a subset of the 400 training tasks of the ARC. The corpus of hand coded programs are used to build models with potential intrinsic knowledge on how operations in VIMRL interact with each other. During search, new instructions to be added to a program are sampled from a set of all possible programs according to probability estimates computed from the ground truth programs. These probabilities are represented as a Markov-chain where the probability of adding an instruction a program is conditioned on instruction that precedes it.

We currently have a corpus of 150 ground truth programs from which we are building our models. Interestingly, several of these programs were obtained through the brute-force search described above. During stochastic search, whenever a successor is required for a node, we sample a fixed number of operations according to a pre-computed probability distribution. From these samples we generate all possible calls of these operations considering the values we have available. This means that although we may have a fixed number of operations sampled, the actual number of successors generated could be higher. For the probabilities of the operations we have experimented with a uniform distribution as the base line, and we have also tested a maximum likelihood estimation computed from the ground truth corpus.

Search space pruning and optimization Even when potential successors are stochastically sampled, the search space is still expected to explode. Search space explosion cannot be entirely prevented, but steps can be taken to ensure only meaningful programs are explored and expanded.

One approach we used was to limit the depth of search to a fixed number of instructions per program. This step places a hard limit on the entire search space, making it finite.

There are also cases where two programs have different sequences of instructions, yet are logically equivalent (because they produce the same final program state). It is not efficient to execute logically-equivalent programs. In order to

prevent logically equivalent programs from being executed, we sort all programs to ensure that logically equivalent programs have the same sequence of instructions.

To sort these programs we build a dependency tree in which the locations of instructions that consume variables are children to the locations of instructions that create variables. When we topologically sort this dependency tree, the sequence of instruction is re-ordered such that instructions are used almost as soon as they are defined. A side effect of this re-ordering is that all programs that are logically equivalent but are sequenced differently yield the same output.

Results

For our experiments, we ran and optimized three different configurations for our search algorithms. The first was a full breadth first search with our brute-force successor generator. Given how large the brute-force space was, we set this search to work to a maximum depth of 3.

Our second search configuration had a stochastic successor generator which uniformly sampled operations. This configuration was our baseline for stochastic search. And our third configuration samples from a maximum likely estimation of operations computed from our ground truth dataset. Both stochastic methods searched to a maximum depth of 5. See Table 3 for a summary of results.

Search	Max. Depth	Train Score	Eval. Score
Brute Force	3	104/400	26/400
BFS Uniform	5	34/400	9/400
BFS MLE	5	70/400	17/400

Table 3: Best results observed for the different forms of search traversal

Our experiments were executed on an 18-node computer cluster where the search on each task was allowed to run up to about 700 seconds before timing out. We also participated

in the global Arcathon challenge 2022, where we tied for 4th place.

Related Work

ARC is a relatively new test, and with its development still in progress, not much work has gone into its verification. Currently, the only known human tests on the ARC are trials performed by the ARC’s authors on human subjects during development (Chollet, 2019), and work by Johnson et al. (2021) to measure how well humans were able to infer the underlying concepts of 40 randomly selected items on the task.

Although the scope of tasks for the study by Johnson et al. (2021) were quite limited, it showed that humans had the ability to quickly generalize the concepts behind tasks on the ARC to effectively solve them. To show how well this generalization occurred, each participant was made to provide a natural language description of their strategy which was later compared to the sequence of actions they performed while actually solving the task. In a recent work Acquaviva et al. (2021), the authors formulated a two-player game, where one person would solve an ARC task and give a natural language description of the solution to the other player. The second player has to solve the task using the provided description. They found that at least 361 out of 400 tasks in the training set can be solved using the natural language description.

When it comes to artificial solvers, Kolev et al. (2020) present Neural Abstract Reasoner (NAR), a solver that relies on neural networks, specifically Differential Neural Computers to reason through items on the ARC. Although according to the published results, the NAR scores an accuracy of 78.8% on items of size 10×10 or lower, it is not clear which section of the ARC was evaluated. Fischer et al. (2020) developed a custom domain-specific language for the task and explored the space of programs with an evolutionary algorithm. Their approach however achieved only 3% accuracy on the hidden test set.

Ferré (2021) presented an approach following the minimum description length principle. The model consists of two parts: the input grid model, which converts the input grid into a parsing of the grid and the output grid model, which converts the parsing into the output grid. They tried different versions of their model, using the minimum description length principle to guide the search. Their best performing model solved 29 tasks from the training set, with each task taking upto 30 seconds.

The DreamCoder method (Banburski et al., 2020; Alford, 2021) presented a way of learning new abstract functions from current solved tasks and using those functions to solve more tasks in future iterations. The authors provided a set of 5 grid-manipulation to the program and selected a subset of 36 problems which could be solved using these operations. In addition, in every iteration, the method gets a fixed amount of time to solve the 36 problems. Over the iterations, the DreamCoder method is able to increase its performance from 16 tasks to 22 tasks. This is enabled because the method learns

new abstract functions from the solutions in the previous iterations, thereby making the search faster in the next iteration. Though the number of problems solved by the method is low, their compression technique presents a possible way to improve search speed for solving ARC problems.

Discussion and Next Steps

Our preliminary results on the ARC task show significant promise for a system that could reason generally about tasks from the ARC. The results also seem to provide some confirmation for the fact that concepts may be different across the training and evaluation sets.

The program synthesis approach with which our solver works is not significantly different from what the current best ARC solvers use. There is always a program synthesizer searching some space for possible programs. Where ours differs, however, is in the use of an imperative language that is reliant on high level functions that perform local searches.

In the next phase of our work, we intend to expand the number and breadth of programs in our ground truth dataset; streamline operations to focus more on those that are not too specific to work on fewer tasks, and not too general to explode the search space; and improving our search algorithms.

Our current efforts have already yielded about 130 ground truth programs. Some of these programs were hand coded, while interestingly, some were discovered through our brute force searches. By expanding the ground truth dataset we have the potential to induce models that “know” the right way to sequence VIMRL programs. We also intend to spend some research effort on understanding the relationship between the visual appearance of the task grids and the functions we have successfully solved them with. We hope this effort will allow us to prune larger search spaces by selecting only the functions that are most likely to solve a given task.

References

- Acquaviva, S., Pu, Y., Kryven, M., Sechopoulos, T., Wong, C., Ecanow, G. E., . . . Tenenbaum, J. B. (2021, June). Communicating natural programs to humans and machines.
- Alford, S. (2021). *A neurosymbolic approach to abstraction and reasoning* (Unpublished doctoral dissertation). Massachusetts Institute of Technology.
- Banburski, A., Ghandi, A., Alford, S., Dandekar, S., Chin, P., & Poggio, T. (2020). *Dreaming with arc* (Tech. Rep.). Center for Brains, Minds and Machines (CBMM).
- Chollet, F. (2019, November). On the measure of intelligence.
- Ferré, S. (2021). First steps of an approach to the arc challenge based on descriptive grid models and the minimum description length principle. *arXiv preprint arXiv:2112.00848*.
- Fischer, R., Jakobs, M., Mücke, S., & Morik, K. (2020). Solving abstract reasoning tasks with grammatical evolution. In *Lwda* (pp. 6–10).

Johnson, A., Vong, W. K., Lake, B. M., & Gureckis, T. M. (2021, March). Fast and flexible: Human program induction in abstract reasoning tasks.

Kolev, V., Georgiev, B., & Penkov, S. (2020, November). Neural abstract reasoner.