

# TENSORIAL PARAMETRIC MODEL ORDER REDUCTION OF NONLINEAR DYNAMICAL SYSTEMS

ALEXANDER V. MAMONOV\* AND MAXIM A. OLSHANSKIY†

**Abstract.** For a nonlinear dynamical system depending on parameters the paper introduces a novel tensorial reduced order model (TROM). The reduced model is projection-based and for systems with no parameters involved it resembles the proper orthogonal decomposition (POD) combined with the discrete empirical interpolation method (DEIM). For parametric systems, the TROM employs low-rank tensor approximations in place of truncated SVD, a key dimension-reduction technique in POD with DEIM. Three popular low-rank tensor compression formats are considered for this purpose: canonical polyadic, Tucker, and tensor train. The use of multi-linear algebra tools allows to incorporate the information about the parameter dependence of the system into the reduced model and leads to a POD–DEIM type ROM which (i) is parameter-specific (localized) and predicts the system dynamics for out-of-training set (unseen) parameter values, (ii) mitigates the adverse effects of high parameter space dimension, (iii) has online computational costs that depend only on tensor compression ranks but not on the full order model size, and (iv) achieves lower reduced space dimensions compared to the conventional POD–DEIM ROM. The paper explains the method, analyzes its prediction power, and assesses its performance for two specific parameter-dependent non-linear dynamical systems.

**Key words.** Model order reduction, parametric dynamical systems, low-rank tensor approximations, proper orthogonal decomposition, discrete empirical interpolation method

**1. Introduction.** Numerical solution of parametric dynamical systems is a common problem in such areas as numerical optimal control, shape optimization, inverse modeling, and uncertainty quantification. If the system is given in terms of a set of evolutionary non-linear PDEs, then a straightforward approach incurring repeated solutions of a fully resolved discrete model for various parameter values may result in overwhelming computational costs. Reduced order models (ROMs) offer a possibility to alleviate these costs by replacing the fully resolved model (also referred to as the full order model, FOM) with a low-dimensional surrogate model [3, 17].

Reduced order modeling for parametric dynamical systems has already attracted considerable attention; see, e.g., [8, 20, 11, 4, 7, 10]. The present paper contributes to the topic with a novel projection-based ROM that extends the ideas of POD–DEIM ROMs [30, 38, 13] to parametric systems using concepts and tools of tensor algebra. We refer to this approach as *tensorial reduced order modeling* (TROM). In general, a projection-based ROM builds the surrogate model by projecting the high-fidelity FOM onto a low-dimensional problem-dependent vector space [8]. The space is computed from the information provided by FOM solutions sampled for certain time instances and parameter values, the so-called solution snapshots. For the case of multiple and varying parameters, it can be challenging, if possible at all, to build a universal low-dimensional space which adequately represents solution for all times and parameters of interest *and* provides a sufficient order reduction. The TROM addresses this problem by using a *low-rank tensor decomposition* (LRTD) in place of truncated SVD, a key dimension-reduction technique in both POD and DEIM. Similar to SVD, the LRTD provides an orthogonal basis for an *universal* reduced order space which can be sufficiently large to approximate the space of all observed snapshots. However, tensor low-rank representations also preserve information about the parameter dependence in this universal space, something that SVD/POD fails to offer. For any incoming parameter value, not necessarily from the training set, the TROM uses this additional information to find a local reduced space which is *parameter-specific*. These local reduced spaces are found as low-dimensional subspaces of the universal ROM space.

According to the outline above, dimension reduction in TROM is a two-stage process. At the first, “offline” stage, two approximate LRTD are computed: one for the tensor of solution

\*Department of Mathematics, University of Houston, Houston, Texas 77204 (avmamonov@uh.edu).

†Department of Mathematics, University of Houston, Houston, Texas 77204 (maolshanskiy@uh.edu).

snapshots and another one for the tensor of snapshots of the non-linear term of the dynamical system. This second LRTD is required for a hyper-reduction DEIM type method. The system is then projected onto the universal space provided by the first LRTD, and DEIM is performed using the universal space of the second LRTD. The resulting significantly reduced but still relatively large projected system is then passed to the next stage along with certain information about both LRTDs that is needed to compute the local reduced bases. At the second, “online” stage, for a given incoming vector of parameters the TROM computes bases for the local parameter-specific subspaces. These orthogonal bases are given by their coordinates in the universal spaces. This allows to easily project the system onto the local reduced subspace and to perform a second (local) step of the hyper-reduction. As demonstrated below, computation of local reduced bases and projection onto the local subspaces during the online stage involves operations only with low-dimensional matrices and vectors and therefore it is fast. The distinguishing features of the TROM are hence the following: (i) it finds *parameter-specific* (local) reduced spaces during the online stage; (ii) the additional online costs are small and depend only on tensor ranks but not on the FOM resolution; (iii) depending on the low-rank tensor compression format used, the adverse effect of parameter space dimension can be mitigated, and (iv) reduced space dimensions are lower compared to traditional POD–DEIM ROM for the same or better accuracy.

The concept of tensorial ROM was introduced recently in [31]. That paper explained the computation of universal and local projection spaces for the three popular low-rank tensor formats (canonical polyadic, Tucker, and tensor train) and applied the method to two parameterized linear systems. This paper extends TROM for reduced order modeling of non-linear systems, which requires application of a hyper-reduction technique and so the concept of a tensor two-stage DEIM is introduced. We show that finding a local parameter-dependent representation of the nonlinear terms can be done in two stages, which includes LRTD in offline stage and low-dimensional computations in the online stage. An interpolation estimate for tensorial DEIM is proved in terms of tensor decomposition accuracy, interpolation bounds in the parameter domain and singular values of some local matrices.

A literature on tensor methods in reduced order modeling of dynamical systems is rather scarce. Besides [31] we mention two papers [32, 33] that review tensor compressed formats and discuss their possible use for sparse function representation and reduced order modeling, and a series of publications on the tensorization of algebraic systems resulting from the stochastic and parametric Galerkin finite element method, see, e.g. [9, 5, 6, 27, 26]. In [22], a POD-ROM was combined with a LRTD of a mapping from parameter space onto an output domain. Different approaches to making projection-based ROMs parameter-specific can be found in [16, 15, 2, 1, 39].

The rest of the paper is organized in six sections. The problem of interest is set up in section 2. The standard POD–DEIM ROM is summarized in section 3. Section 4 introduces the necessary tensor algebra preliminaries and reviews a concept of tensor rank. TROM is explained in section 5. Section 6 addresses the analysis of TROM, which includes representation capacity of local reduced spaces and interpolation property of tensorial DEIM. Finally, section 7 assesses the performance of TROM for two examples of parameterized dynamical systems and compares it to that of the standard POD–DEIM ROM.

**Notation conventions.** The TROM and its analysis involve vectors, matrices and tensors tailored to the full model, the reduced model and some intermediate constructions. To help the reader navigating through the paper, we follow several notation conventions: we use lowercase letters for scalars, bold lowercase letters for vectors, upright capital letters for matrices, and all tensors will be denoted with bold uppercase letters (e.g.  $v$  is a scalar,  $\mathbf{v}$  is a vector,  $V$  is a matrix, and  $\mathbf{V}$  would be a tensor). We use uppercase Latin letters  $N, M, K, K_1, \dots$  to denote various dimensions associated with the full order model. We mark with tilde low-rank approximations of full order tensors and various quantities associated with it, e.g. if  $\Phi$  is a full order tensor, then  $\tilde{\Phi}$  is its low rank approximation, and  $\tilde{N}, \tilde{M}$ , or  $\tilde{R}_1, \dots$  would denote tensor ranks. We use

uppercase Latin  $V, U, Y, \dots$  to denote vector spaces (which should not be confused with upright capitals  $V, U, Y, \dots$  used for matrices). We reserve the letter  $n$  for the final reduced dimension of a ROM. When we need to distinguish between the (final) reduced dimensions of the ROM projection and DEIM interpolation spaces we use  $n_\Phi$  and  $n_\Psi$ , respectively.

**2. Problem formulation.** The TROM framework we develop applies to steady-state and evolutionary systems arising from PDEs depending on parameters. We formulate the problem in the form of a general non-linear dynamical system. Specifically, for a given  $\alpha = (\alpha_1, \dots, \alpha_D)$  from the parameter domain  $\mathcal{A} \subset \mathbb{R}^D$ , find the trajectory  $\mathbf{u} = \mathbf{u}(t, \alpha) : [0, T) \rightarrow \mathbb{R}^M$  solving

$$(2.1) \quad \mathbf{u}_t = \mathbf{A}_\alpha \mathbf{u} + \mathbf{f}_\alpha(t, \mathbf{u}), \quad t \in (0, T), \quad \text{and } \mathbf{u}|_{t=0} = \mathbf{u}_0,$$

with parameter dependent matrix  $\mathbf{A}_\alpha \in \mathbb{R}^{M \times M}$ , continuous flow field  $\mathbf{f}_\alpha : (0, T) \times \mathbb{R}^M \rightarrow \mathbb{R}^M$ , and an initial condition  $\mathbf{u}_0$ . We assume that the unique solution exists on  $(0, T)$  for all  $\alpha \in \mathcal{A}$ .

One can think of (2.1) as a system of ODEs resulting from a space discretization of a (nonlinear) parabolic problem, where the coefficients, boundary conditions, or the computational domain (via a mapping into a reference domain) are parameterized by  $\alpha$ .

We are interested in a projection based ROM, where for an arbitrary incoming  $\alpha \in \mathcal{A}$  an approximation to  $\mathbf{u}(\alpha)$  is sought by solving a lower dimensional system of equations obtained by projecting (2.1) onto a reduced space (ROM space). For effective order reduction the ROM space has to be both problem-dependent and  $\alpha$ -specific.

Among the projection based approaches to model reduction for time-dependent differential equations, proper orthogonal decomposition enhanced with discrete empirical interpolation method to handle non-linear terms is one of the most common model order reduction techniques [23, 36, 28, 29]. We outline the POD–DEIM ROM below for further reference and for the purpose of comparison in Section 7. It is also instructive to review the POD–DEIM ROM, since the TROM can be seen as a natural extension of POD–DEIM to parametric problems.

**3. Model reduction via POD–DEIM.** Here we recap the conventional POD–DEIM ROM for non-linear systems adapted for the parametric case. Consider a training set of  $K$  parameters sampled from the parameter domain,  $\hat{\mathcal{A}} := \{\hat{\alpha}_1, \dots, \hat{\alpha}_K\} \subset \mathcal{A}$ . Hereafter we use hats to denote parameters from the training set  $\hat{\mathcal{A}}$ . At the first, offline stage of POD–DEIM, one computes through FOM numerical simulations a collection of solution snapshots

$$(3.1) \quad \phi_j(\hat{\alpha}_k) = \mathbf{u}(t_j, \hat{\alpha}_k) \in \mathbb{R}^M, \quad j = 1, \dots, N, \quad k = 1, \dots, K,$$

and non-linear term snapshots

$$(3.2) \quad \psi_j(\hat{\alpha}_k) = \mathbf{f}_{\hat{\alpha}_k}(t_j, \mathbf{u}(t_j, \hat{\alpha}_k)) \in \mathbb{R}^M, \quad j = 1, \dots, N, \quad k = 1, \dots, K,$$

further referred to as  $\mathbf{u}$ - and  $\mathbf{f}$ -snapshots, respectively, at times  $0 \leq t_1, \dots, t_N \leq T$ , and for  $\hat{\alpha}_k$  from the training set  $\hat{\mathcal{A}}$ . For a desired reduced space dimension  $n \ll M$ , one computes the reduced space basis  $\{\mathbf{u}_i^{\text{pod}}\}_{i=1}^n \subset \mathbb{R}^M$ , referred to as the *POD basis*, such that the projection subspace  $\text{span}\{\mathbf{u}_1^{\text{pod}}, \dots, \mathbf{u}_n^{\text{pod}}\}$  approximates the space spanned by all  $\mathbf{u}$ -snapshots in the best possible way. This is achieved by assembling the matrix of all  $\mathbf{u}$ -snapshots

$$(3.3) \quad \Phi_{\text{pod}} = [\phi_1(\alpha_1), \dots, \phi_N(\alpha_1), \dots, \phi_1(\alpha_K), \dots, \phi_N(\alpha_K),] \in \mathbb{R}^{M \times NK}$$

and computing its SVD

$$(3.4) \quad \Phi_{\text{pod}} = \mathbf{U} \Sigma \mathbf{V}^T.$$

Then, the POD reduced basis vectors  $\mathbf{u}_i^{\text{pod}}, i = 1, \dots, n$ , are taken to be the first  $n$  left singular vectors of  $\Phi_{\text{pod}}$ , i.e., the first  $n$  columns of  $\mathbf{U}$  or in Matlab notation  $\mathbf{U}_{\text{pod}} = \mathbf{U}_{:,1:n}$ .

At the second, online stage, the POD-ROM solution  $\mathbf{u}^{\text{rom}}$  is found through its vector of coordinates  $\boldsymbol{\beta}$  in the space  $\text{range}(\mathbf{U}_{\text{pod}})$ , i.e.,  $\mathbf{u}^{\text{rom}} = \mathbf{U}_{\text{pod}}\boldsymbol{\beta}$ , which solve the projected system

$$(3.5) \quad \boldsymbol{\beta}_t = \mathbf{U}_{\text{pod}}^T \mathbf{A}_{\boldsymbol{\alpha}} \mathbf{U}_{\text{pod}} \boldsymbol{\beta} + \mathbf{U}_{\text{pod}}^T \mathbf{f}_{\boldsymbol{\alpha}}(t, \mathbf{U}_{\text{pod}} \boldsymbol{\beta}), \quad t \in (0, T), \quad \text{and} \quad \boldsymbol{\beta}|_{t=0} = \mathbf{U}_{\text{pod}}^T \mathbf{u}_0.$$

While the projected matrix  $\mathbf{U}_{\text{pod}}^T \mathbf{A}_{\boldsymbol{\alpha}} \mathbf{U}_{\text{pod}}$  can be pre-computed during the offline stage resulting in fast matrix-vector multiplications for evaluating (3.5), the efficient online evaluation of the non-linear term in (3.5) is not straightforward, in general. The discrete empirical interpolation method serves to address this challenge. In this popular hyper-reduction technique, the nonlinear term is approximated in a lower-dimensional subspace of  $\text{span}\{\boldsymbol{\psi}_j(\boldsymbol{\alpha}_k)\}_{j=1, \dots, N, k=1, \dots, K}$ , the space spanned by all FOM  $\mathbf{f}$ -snapshots. Again, SVD serves to find the basis  $\{\mathbf{y}_i^{\text{pod}}\}_{i=1}^n \subset \mathbb{R}^M$  for this subspace:  $\mathbf{y}_i^{\text{pod}}$  is taken to be the  $i$ -th left singular vector of

$$(3.6) \quad \Psi_{\text{pod}} = [\boldsymbol{\psi}_1(\boldsymbol{\alpha}_1), \dots, \boldsymbol{\psi}_N(\boldsymbol{\alpha}_1), \dots, \boldsymbol{\psi}_1(\boldsymbol{\alpha}_K), \dots, \boldsymbol{\psi}_N(\boldsymbol{\alpha}_K)] \in \mathbb{R}^{M \times NK},$$

the matrix of all  $\mathbf{f}$ -snapshots. To ease notation, also take  $n$  first left singular vectors of (3.6) to form  $\mathbf{Y}_{\text{pod}} = [\mathbf{y}_1^{\text{pod}}, \dots, \mathbf{y}_n^{\text{pod}}]$ . We refer to  $\text{range}(\mathbf{Y}_{\text{pod}})$  as the POD-DEIM reduced  $\mathbf{f}$ -space and the columns of  $\mathbf{Y}_{\text{pod}}$  as the POD-DEIM  $\mathbf{f}$ -reduced basis. Then, DEIM approximates the nonlinear term of (2.1) via

$$(3.7) \quad \mathbf{f}_{\boldsymbol{\alpha}}(t, \mathbf{u}) \approx \mathbf{Y}_{\text{pod}} (\mathbf{P}^T \mathbf{Y}_{\text{pod}})^{-1} \mathbf{P}^T \mathbf{f}_{\boldsymbol{\alpha}}(t, \mathbf{u}),$$

where the “selection” matrix

$$(3.8) \quad \mathbf{P} = \mathbf{P}(\boldsymbol{\eta}) := [\mathbf{e}_{\eta_1}, \dots, \mathbf{e}_{\eta_n}] \in \mathbb{R}^{M \times n},$$

is defined so that for any  $\mathbf{f} \in \mathbb{R}^M$ ,  $\mathbf{P}^T \mathbf{f}$  contains  $n$  entries with indices  $\boldsymbol{\eta} = [\eta_1, \dots, \eta_n]^T \in \mathbb{R}^n$  selected from  $\mathbf{f}$ . The DEIM chooses  $\boldsymbol{\eta}$  relying entirely on the information contained in  $\mathbf{Y}_{\text{pod}}$  using a greedy algorithm, see [13].

The singular values of  $\Phi_{\text{pod}}$  and  $\Psi_{\text{pod}}$  provide information about the representation power of  $\text{span}\{\mathbf{u}_1^{\text{pod}}, \dots, \mathbf{u}_n^{\text{pod}}\}$  and  $\text{span}\{\mathbf{y}_1^{\text{pod}}, \dots, \mathbf{y}_n^{\text{pod}}\}$ , respectively. In particular, it holds:

$$(3.9) \quad \sum_{k=1}^K \sum_{i=1}^N \left\| \boldsymbol{\phi}_i(\boldsymbol{\alpha}_k) - \sum_{j=1}^n \langle \boldsymbol{\phi}_i(\boldsymbol{\alpha}_k), \mathbf{u}_j^{\text{pod}} \rangle \mathbf{u}_j^{\text{pod}} \right\|_{\ell^2}^2 \leq \sum_{j=n+1}^{NK} \sigma_i^2(\Phi_{\text{pod}}),$$

for representation of the solution states, and similarly for  $\mathbf{y}_j^{\text{pod}}$  and  $\mathbf{f}$ -snapshots  $\boldsymbol{\psi}_i(\boldsymbol{\alpha}_k)$ .

Summarizing, the POD-DEIM ROM of (2.1) takes the form

$$(3.10) \quad \boldsymbol{\beta}_t = \mathbf{U}_{\text{pod}}^T \mathbf{A}_{\boldsymbol{\alpha}} \mathbf{U}_{\text{pod}} \boldsymbol{\beta} + (\mathbf{U}_{\text{pod}}^T \mathbf{Y}_{\text{pod}}) (\mathbf{P}^T \mathbf{Y}_{\text{pod}})^{-1} \mathbf{P}^T \mathbf{f}_{\boldsymbol{\alpha}}(t, \mathbf{U}_{\text{pod}} \boldsymbol{\beta}), \quad t \in (0, T),$$

with the initial condition  $\boldsymbol{\beta}|_{t=0} = \mathbf{U}_{\text{pod}}^T \mathbf{u}_0$ , for  $\boldsymbol{\beta}(t) : [0, T] \rightarrow \mathbb{R}^n$  so that  $\mathbf{u}(t)$  is approximated by  $\mathbf{u}^{\text{rom}}(t) : [0, T] \rightarrow \text{span}\{\mathbf{u}_1^{\text{pod}}, \dots, \mathbf{u}_n^{\text{pod}}\}$ , where  $\mathbf{u}^{\text{rom}}(t) = \mathbf{U}_{\text{pod}} \boldsymbol{\beta}(t)$ .

A key requirement for the efficient evaluation of the nonlinear term is that for a fixed  $t$  and  $\mathbf{u} \in \mathbb{R}^M$ , an arbitrary given entry  $f_i$  of vector  $\mathbf{f}_{\boldsymbol{\alpha}}$  can be computed quickly, with costs independent of dimensions  $M$  and  $N$ . To meet this requirement, we assume that each  $f_i$  depends on a few entries of  $\mathbf{u}$ , i.e.,  $f_i(t, \mathbf{u}) = f_i(t, u_{p_1(i)}, \dots, u_{p_C(i)})$ , with  $C$  independent on  $M$  and  $N$ .

Note that POD-DEIM reduced bases represent cumulative rather than local information about the dependency of  $\mathbf{u}$ - and  $\mathbf{f}$ -snapshots on  $\boldsymbol{\alpha}$ . Without such parameter-specificity both bases may lack robustness for the parameter values outside of the training set (or even in-sample parameters if the reduced dimension is not high enough), i.e., away from the reference FOM simulations. This is a serious limitation for using POD based ROMs in applications such as inverse modeling. To address this challenge, we introduce tensor techniques with the aim to preserve the information about parameter dependence in lower dimensional spaces and next to benefit from it at the online stage. We continue with some preliminaries from multi-linear algebra.

**4. Multi-linear algebra preliminaries and tensor decompositions.** Assume that the parameter domain  $\mathcal{A}$  is the  $D$ -dimensional box

$$(4.1) \quad \mathcal{A} = \bigotimes_{i=1}^D [\alpha_i^{\min}, \alpha_i^{\max}].$$

Also, let the training set  $\hat{\mathcal{A}}$  be a Cartesian grid: distribute  $K_i$  nodes  $\{\hat{\alpha}_i^j\}_{j=1, \dots, K_i}$  within each of the intervals  $[\alpha_i^{\min}, \alpha_i^{\max}]$  in (4.1) for  $i = 1, \dots, D$ , and let

$$(4.2) \quad \hat{\mathcal{A}} = \left\{ \hat{\alpha} = (\hat{\alpha}_1, \dots, \hat{\alpha}_D)^T : \hat{\alpha}_i \in \{\hat{\alpha}_i^j\}_{j=1, \dots, K_i}, i = 1, \dots, D \right\}.$$

The cardinality of  $\hat{\mathcal{A}}$  is obviously  $K = \prod_{i=1}^D K_i$ .

Given the structure (4.2) of the training set, the FOM solution  $\mathbf{u}$ - and  $\mathbf{f}$ -snapshots are naturally organized in the multi-dimensional arrays

$$(4.3) \quad (\Phi)_{:,j_1, \dots, j_D, k} = \phi_k(\hat{\alpha}_1^{j_1}, \dots, \hat{\alpha}_D^{j_D}), \quad (\Psi)_{:,j_1, \dots, j_D, k} = \psi_k(\hat{\alpha}_1^{j_1}, \dots, \hat{\alpha}_D^{j_D}),$$

which are tensors of order  $D+2$  and size  $M \times K_1 \times \dots \times K_D \times N$ , i.e.,  $j_i = 1, \dots, K_i, i = 1, \dots, D, k = 1, \dots, N$ . We reserve the first and last indices of  $\Phi, \Psi$  for dimensions corresponding to the spatial and temporal resolution, respectively.

Throughout the rest of this section,  $\Theta$  is a generic tensor of the same order and size as the  $\mathbf{u}$ - and  $\mathbf{f}$ -snapshots tensors. Unfolding of  $\Theta$  is reordering of its elements into a matrix. If all 1st-mode fibers of  $\Theta$ , i.e. all vectors  $(\Theta)_{:,j_1, \dots, j_D, k} \in \mathbb{R}^M$ , are organized into columns of a  $M \times NK$  matrix, we get the *1st-mode unfolding matrix*, denoted by  $\Theta_{(1)}$ . A particular ordering of the columns in  $\Theta_{(1)}$  is not important for the purposes of this paper. Thus,  $\Phi_{\text{pod}}$  and  $\Psi_{\text{pod}}$  are 1st-mode unfolding matrices of tensors  $\Phi$  and  $\Psi$ . We seek to replace the (truncated) SVDs of  $\Phi_{\text{pod}}$  and  $\Psi_{\text{deim}}$  with low-rank approximations of  $\Phi$  and  $\Psi$  directly in tensor format.

Unlike the matrix case, the notion of tensor rank is ambiguous. The problem of defining a tensor rank(s) has been extensively addressed in the literature; see e.g. [18]. For our purpose we choose three tensor formats which lead to different definitions of a rank and offer three compressed tensor representations or LRTD. These three formats: canonical polyadic (CP), Tucker (a.k.a. high-order singular value decomposition, HOSVD), and tensor train (TT), are recalled below.

In the CP format [21, 12, 24, 25], one represents a tensor  $\Theta$  by the sum of  $R$  outer products of  $D+2$  vectors  $\mathbf{u}^r \in \mathbb{R}^M, \sigma_i^r \in \mathbb{R}^{K_i}, i = 1, \dots, D$ , and  $\mathbf{v}^r \in \mathbb{R}^N$ ,

$$(4.4) \quad \Theta \approx \tilde{\Theta} = \sum_{r=1}^{\tilde{R}} \mathbf{u}^r \circ \sigma_1^r \circ \dots \circ \sigma_D^r \circ \mathbf{v}^r.$$

Here  $\tilde{R}$  is the so-called CP-rank and an outer product of  $d$  vectors  $\mathbf{a}^{(j)} \in \mathbb{R}^{N_j}$  is defined as an  $N_1 \times \dots \times N_d$  rank one tensor  $\mathbf{A} = \mathbf{a}^{(1)} \circ \dots \circ \mathbf{a}^{(d)}$  with entries  $\mathbf{A}_{i_1 \dots i_d} = a_{i_1}^{(1)} \dots a_{i_d}^{(d)}$ .

The HOSVD represents a tensor  $\Theta$  in the Tucker format [40, 25]:

$$(4.5) \quad \Theta \approx \tilde{\Theta} = \sum_{j=1}^{\tilde{M}} \sum_{q_1=1}^{\tilde{K}_1} \dots \sum_{q_D=1}^{\tilde{K}_D} \sum_{k=1}^{\tilde{N}} (\mathbf{C})_{j,q_1, \dots, q_D, k} \mathbf{u}^j \circ \sigma_1^{q_1} \circ \dots \circ \sigma_D^{q_D} \circ \mathbf{v}^k,$$

with a core tensor  $\mathbf{C}$  and vectors  $\mathbf{u}^j \in \mathbb{R}^M, \sigma_i^{q_i} \in \mathbb{R}^{K_i}$ , and  $\mathbf{v}^k \in \mathbb{R}^N$ . The sizes of core tensor in all dimensions, i.e.,  $\tilde{M}, \tilde{K}_1, \dots, \tilde{K}_D$  and  $\tilde{N}$ , are referred to as Tucker ranks of  $\tilde{\Theta}$ .

Finally, the tensor train decomposition [35] represents a tensor in the TT-format:

$$(4.6) \quad \Theta \approx \tilde{\Theta} = \sum_{j_1=1}^{\tilde{R}_1} \dots \sum_{j_{D+1}=1}^{\tilde{R}_{D+1}} \mathbf{u}^{j_1} \circ \sigma_1^{j_1, j_2} \circ \dots \circ \sigma_D^{j_D, j_{D+1}} \circ \mathbf{v}^{j_{D+1}},$$

with  $\mathbf{u}^{j_1} \in \mathbb{R}^M$ ,  $\boldsymbol{\sigma}_i^{j_i, j_{i+1}} \in \mathbb{R}^{K_i}$ , and  $\mathbf{v}^{j_{D+1}} \in \mathbb{R}^N$ , where the positive integers  $\tilde{R}_i$  are referred to as the *compression ranks* (or TT-ranks) of the decomposition. For higher order tensors the TT format is in general more efficient compared to HOSVD. This may be beneficial for larger  $D$ .

All three decompositions can be viewed as extensions of SVD to multi-dimensional arrays but having different numerical and compression properties. In particular, finding the best approximation of tensor by a fixed-ranks tensor in Tucker and TT format is a well-posed problem with constructive algorithms known to deliver quasi-optimal solutions [14, 35]. Furthermore, using these algorithms based on truncated SVD for a sequence of unfolding matrices, one may find  $\tilde{\boldsymbol{\Theta}}$  (in Tucker or TT format) that satisfies

$$(4.7) \quad \|\tilde{\boldsymbol{\Theta}} - \boldsymbol{\Theta}\|_F \leq \varepsilon \|\boldsymbol{\Theta}\|_F$$

for given  $\varepsilon > 0$ . Corresponding Tucker or TT ranks are then recovered in the course of factorization. Here and further,  $\|\boldsymbol{\Theta}\|_F$  denotes the tensor Frobenius norm, which is simply the square root of the sum of the squares of all entries of  $\boldsymbol{\Theta}$ .

The  $k$ -mode tensor-vector product  $\boldsymbol{\Theta} \times_k \mathbf{a}$  of a tensor  $\boldsymbol{\Theta} \in \mathbb{R}^{N_1 \times \dots \times N_m}$  of order  $m$  and a vector  $\mathbf{a} \in \mathbb{R}^{N_k}$  is a tensor of order  $m-1$  and size  $N_1 \times \dots \times N_{k-1} \times N_{k+1} \times \dots \times N_m$ :

$$(4.8) \quad (\boldsymbol{\Theta} \times_k \mathbf{a})_{j_1, \dots, j_{k-1}, j_{k+1}, \dots, j_m} = \sum_{j_k=1}^{N_k} \boldsymbol{\Theta}_{j_1, \dots, j_m} a_{j_k}.$$

Analogously, the  $k$ -mode tensor-matrix product  $\boldsymbol{\Theta} \times_k \mathbf{A}$  of a tensor  $\boldsymbol{\Theta} \in \mathbb{R}^{N_1 \times \dots \times N_m}$  and a matrix  $\mathbf{A} \in \mathbb{R}^{J \times N_k}$  is a tensor of order  $m$  and size  $N_1 \times \dots \times N_{k-1}, J, N_{k+1} \times \dots \times N_m$ :

$$(4.9) \quad (\boldsymbol{\Theta} \times_k \mathbf{A})_{j_1, \dots, j_{k-1}, i, j_{k+1}, \dots, j_m} = \sum_{j_k=1}^{N_k} \boldsymbol{\Theta}_{j_1, \dots, j_m} a_{ij_k}.$$

In what follows we assume that  $\tilde{\boldsymbol{\Phi}}$  and  $\tilde{\boldsymbol{\Psi}}$  are compressed representations of  $\mathbf{u}$ - and  $\mathbf{f}$ -snapshot tensors  $\boldsymbol{\Phi}$  and  $\boldsymbol{\Psi}$ , respectively, in one of the formats discussed above. To minimize notation burden, we assume they satisfy (4.7) with some  $\varepsilon$  which is the same for both  $\boldsymbol{\Phi}$  and  $\boldsymbol{\Psi}$  compression.

## 5. Tensorial ROM for nonlinear dynamical systems.

**5.1. Universal and local reduced spaces.** Each of the two stages of TROM algorithm is associated with the appropriate reduced spaces. The reduced spaces computed at the offline stage are referred to as the universal reduced spaces, while the local reduced spaces are used in the online stage. We describe both types of reduced spaces below.

*Universal reduced spaces are the spans of all 1st-mode fibers of the compressed tensors, i.e.,*

$$(5.1) \quad \tilde{U} = \text{range}(\tilde{\boldsymbol{\Phi}}_{(1)}) \quad \text{and} \quad \tilde{Y} = \text{range}(\tilde{\boldsymbol{\Psi}}_{(1)}).$$

The dimension of  $\tilde{U}$  is equal to the first Tucker or TT rank of  $\tilde{\boldsymbol{\Phi}}$  (if Tucker or TT formats are used) and it does not exceed  $R$  for the CP compression format. We also denote by  $\mathbf{U}$  and  $\mathbf{Y}$  the matrices with columns that form orthonormal bases for  $\tilde{U}$  and  $\tilde{Y}$ , respectively.

The universal spaces represent all observed  $\mathbf{u}$ - and  $\mathbf{f}$ -snapshots up to the tensor compression accuracy. Indeed, let  $\mathbf{U} = [\mathbf{u}_1, \dots, \mathbf{u}_{\tilde{N}}]$ , where  $\tilde{N} = \dim(\tilde{U})$ , then it holds

$$(5.2) \quad \sum_{k=1}^K \sum_{i=1}^N \left\| \boldsymbol{\phi}_i(\boldsymbol{\alpha}_k) - \sum_{j=1}^{\tilde{N}} \langle \boldsymbol{\phi}_i(\boldsymbol{\alpha}_k), \mathbf{u}_j \rangle \mathbf{u}_j \right\|_{\ell^2}^2 = \left\| (\mathbf{I} - \mathbf{U}\mathbf{U}^T) \times_1 \boldsymbol{\Phi} \right\|_F^2 = \left\| (\mathbf{I} - \mathbf{U}\mathbf{U}^T) \times_1 (\boldsymbol{\Phi} - \tilde{\boldsymbol{\Phi}}) \right\|_F^2 \\ \leq \left\| \mathbf{I} - \mathbf{U}\mathbf{U}^T \right\|^2 \left\| \boldsymbol{\Phi} - \tilde{\boldsymbol{\Phi}} \right\|_F^2 \leq \left\| \boldsymbol{\Phi} - \tilde{\boldsymbol{\Phi}} \right\|_F^2 \leq \varepsilon^2 \left\| \boldsymbol{\Phi} \right\|_F^2.$$

where we used  $\|\mathbf{A} \times_k \mathbf{B}\|_F = \|\mathbf{A}\mathbf{B}_{(k)}\|_F \leq \|\mathbf{A}\| \|\mathbf{B}_{(k)}\|_F = \|\mathbf{A}\| \|\mathbf{B}\|_F$  for a matrix  $\mathbf{A}$  and a tensor  $\mathbf{B}$  of compatible sizes, and spectral matrix norm  $\|\cdot\|$ . We also used  $\|\mathbf{P}\| = 1$  for the orthogonal projection matrix  $\mathbf{P} = \mathbf{I} - \mathbf{U}\mathbf{U}^T$ .

The bound (5.2) and a similar bound for  $\mathbf{f}$ -snapshots resembles the POD optimal representation property (3.9). Universal spaces  $\tilde{U}$  and  $\tilde{Y}$  can be seen as TROM counterparts of POD–DEIM ROM spaces  $U_{\text{pod}}$  and  $Y_{\text{pod}}$  (in fact, if SVD-based algorithms from [14, 35] are applied to find  $\tilde{\Psi}$  and  $\tilde{\Phi}$  in Tucker or TT-formats, then it holds  $\tilde{U} = U_{\text{pod}}$  and  $\tilde{Y} = Y_{\text{pod}}$  if  $\tilde{N} = n_{\text{pod}}$ ). The advantage of LRTD over POD is that  $\tilde{\Phi}$  and  $\tilde{\Psi}$  contain information about variation of  $\mathbf{u}$ - and  $\mathbf{f}$ -snapshots with respect to  $\alpha$ . This additional information enables us to find the subspaces of  $\tilde{U}$  and  $\tilde{Y}$  referred to as local reduced spaces that are best suitable for the representation of  $\mathbf{u}(t, \alpha)$  and  $\mathbf{f}_\alpha(t, \mathbf{u}(t, \alpha))$  for any specific  $\alpha \in \mathcal{A}$ . These local reduced spaces are then used for online TROM’s stage. Their dimensions can be (much) lower than the dimensions of  $\tilde{U}$  and  $\tilde{Y}$ , thus the universal spaces can be allowed to be sufficiently large (by choosing  $\varepsilon$  small enough) to accurately represent all  $\mathbf{u}$ - and  $\mathbf{f}$ -snapshots without any decrease of ROM performance at the online stage.

To define parameter-specific local reduced spaces for an arbitrary  $\alpha = (\alpha_1, \dots, \alpha_D)^T \in \mathcal{A}$ , we need an interpolation procedure in parameter domain

$$(5.3) \quad \mathbf{e}^i : \alpha \rightarrow \mathbb{R}^{K_i}, \quad i = 1, \dots, D.$$

such that for a smooth function  $g : [\alpha_i^{\min}, \alpha_i^{\max}] \rightarrow \mathbb{R}$  one approximates  $g(\alpha_i) \approx \sum_{j=1}^{K_i} e_j^i(\alpha) g(\hat{\alpha}_i^j)$ ,

where  $\mathbf{e}^i(\alpha) = (e_1^i(\alpha), \dots, e_{K_i}^i(\alpha))^T$ , and  $\hat{\alpha}_i^j$ ,  $j = 1, \dots, K_i$ , are the grid nodes on  $[\alpha_i^{\min}, \alpha_i^{\max}]$ . In this paper we consider (5.3) corresponding to Lagrange interpolation of order  $p-1$ : for a given  $\alpha \in \mathcal{A}$  let  $\hat{\alpha}_i^{i_1}, \dots, \hat{\alpha}_i^{i_p}$  be the  $p$  closest grid nodes to  $\alpha_i$  in  $[\alpha_i^{\min}, \alpha_i^{\max}]$ , for  $i = 1, \dots, D$ , then

$$(5.4) \quad e_j^i(\alpha) = \begin{cases} \prod_{\substack{m=1, \\ m \neq k}}^p (\hat{\alpha}_i^{i_m} - \alpha_i) / \prod_{\substack{m=1, \\ m \neq k}}^p (\hat{\alpha}_i^{i_m} - \hat{\alpha}_i^j), & \text{if } j = i_k \in \{i_1, \dots, i_p\}, \\ 0, & \text{otherwise,} \end{cases}$$

Lagrange interpolation is not the only possible option, of course.

With the help of (5.3) we introduce the local snapshot matrices  $\tilde{\Phi}(\alpha)$  and  $\tilde{\Psi}(\alpha)$  via the following “extraction–interpolation” procedure:

$$(5.5) \quad \begin{aligned} \tilde{\Phi}(\alpha) &= \tilde{\Phi} \times_2 \mathbf{e}^1(\alpha) \times_3 \mathbf{e}^2(\alpha) \cdots \times_{D+1} \mathbf{e}^D(\alpha) \in \mathbb{R}^{M \times N}, \\ \tilde{\Psi}(\alpha) &= \tilde{\Psi} \times_2 \mathbf{e}^1(\alpha) \times_3 \mathbf{e}^2(\alpha) \cdots \times_{D+1} \mathbf{e}^D(\alpha) \in \mathbb{R}^{M \times N}. \end{aligned}$$

If  $\alpha = \hat{\alpha} \in \hat{\mathcal{A}}$  is a parameter from the training set, then  $\mathbf{e}^i(\hat{\alpha})$  encodes the position of  $\hat{\alpha}_i$  among the grid nodes on  $[\alpha_i^{\min}, \alpha_i^{\max}]$ . Therefore, for  $\varepsilon = 0$  the matrices  $\tilde{\Phi}(\hat{\alpha})$ ,  $\tilde{\Psi}(\hat{\alpha})$  are exactly the matrices of all  $\mathbf{u}$ - and  $\mathbf{f}$ -snapshots for the particular  $\hat{\alpha}$  (“extraction”). Otherwise, for a general  $\alpha \in \mathcal{A}$  matrices  $\tilde{\Phi}(\alpha)$ ,  $\tilde{\Psi}(\alpha)$  are the result of interpolation between pre-computed snapshots.

Finally, we have all the required pieces to define the local spaces. For arbitrary given  $\alpha \in \mathcal{A}$  the parameter-specific *local reduced u-space of dimension  $n$  is the space spanned by the first  $n$  left singular vectors of  $\tilde{\Phi}(\alpha)$* , where  $n \leq \text{rank}(\tilde{\Phi}(\alpha))$ . Similarly, the parameter-specific local reduced *f-space of dimension  $n$  is spanned by the first  $n$  left singular vectors of  $\tilde{\Psi}(\alpha)$* ,  $n \leq \text{rank}(\tilde{\Psi}(\alpha))$ . It is quite remarkable that orthogonal bases for each of these local spaces can be calculated quickly (i.e., using only low-dimensional calculations) through their coordinates in the corresponding universal spaces *without assembling*  $\tilde{\Phi}(\alpha)$  or  $\tilde{\Psi}(\alpha)$  explicitly. TROM framework performs this “on the fly” during the online stage for any incoming  $\alpha$ , as explained later.

Summarizing, the universal spaces are (up to compression accuracy  $\varepsilon$ ) the spaces spanned by all observed snapshots. These spaces are similar to those that the conventional POD–DEIM ROM works with by truncating the SVD of the matrices of all  $\mathbf{u}$ - and  $\mathbf{f}$ -snapshots according to desired dimension or approximation accuracy. In the TROM framework the truncated SVD is replaced by LRTD in one of the formats (4.4)–(4.6). In addition to universal reduced spaces, the two-stage TROM framework also utilizes  $\alpha$ -specific *subspaces* of the universal spaces, the local reduced spaces. We illustrate the usefulness of local reduced spaces with a numerical example for the parametrized Allen-Cahn equations (see Section 7 for full problem description) in Figure 1 which compares the singular values of  $\Psi_{\text{pod}} = \Psi_{(1)}$  and singular values of  $\tilde{\Psi}(\alpha)$  for one particular  $\alpha \in \mathcal{A}$ . Truncating by  $\sigma_n(\Psi_{\text{pod}})$  and  $\sigma_n(\tilde{\Psi}(\alpha))$  determines the representation power of the standard POD–DEIM ROM interpolation space and the TROM local space of a fixed dimension  $n$ . We observe a significant gain in the representation power of TROM local spaces compared to POD–DEIM ROM spaces, i.e., the gain offered by taking into account the information on  $\alpha$ -dependence during the offline decomposition stage.

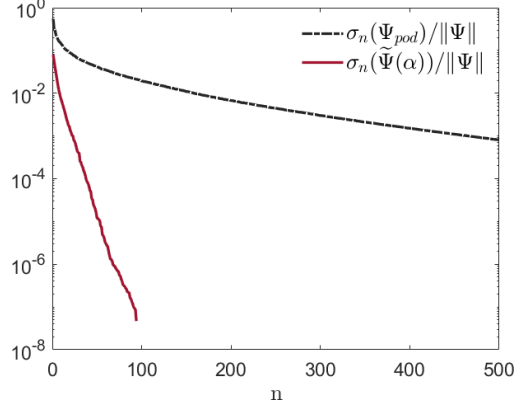


FIG. 1. Singular values  $\sigma_n(\Psi_{\text{pod}})$  and  $\sigma_n(\tilde{\Psi}(\alpha))$  for an example of the parametrized Allen-Cahn equations from Section 7.2.

**5.2. Two-stage TROM-DEIM process.** With all the preliminaries in order, we are now ready to introduce the two-stage process for computing tensorial reduced order model that utilizes DEIM to account for the nonlinearity. One may formulate at least three variants of the process corresponding to the LRTD format considered. Nevertheless, the main steps of the process remain the same for all three variants. Therefore, we present the TT version of TROM-DEIM process with comments on the required changes for other LRTD formats at the end of the section.

**Offline stage.** The first calculation is to compute TT decomposition to both  $\mathbf{u}$ -snapshot tensor  $\Phi$  and  $\mathbf{f}$ -snapshot tensor  $\Psi$ , satisfying (4.7):

$$\begin{aligned} \Phi &\approx \tilde{\Phi} = \sum_{j_1=1}^{\tilde{R}_1^\Phi} \dots \sum_{j_{D+1}=1}^{\tilde{R}_{D+1}^\Phi} \mathbf{u}^{j_1} \circ \sigma_{1,\Phi}^{j_1,j_2} \circ \dots \circ \sigma_{D,\Phi}^{j_D,j_{D+1}} \circ \mathbf{v}^{j_{D+1}}, \\ \Psi &\approx \tilde{\Psi} = \sum_{j_1=1}^{\tilde{R}_1^\Psi} \dots \sum_{j_{D+1}=1}^{\tilde{R}_{D+1}^\Psi} \mathbf{y}^{j_1} \circ \sigma_{1,\Psi}^{j_1,j_2} \circ \dots \circ \sigma_{D,\Psi}^{j_D,j_{D+1}} \circ \mathbf{z}^{j_{D+1}}, \end{aligned} \quad (5.6)$$

with  $\mathbf{u}^{j_1}, \mathbf{y}^{j_1} \in \mathbb{R}^M$ ,  $\sigma_{i,\Phi}^{j_i,j_{i+1}}, \sigma_{i,\Psi}^{j_i,j_{i+1}} \in \mathbb{R}^{K_i}$ , and  $\mathbf{v}^{j_{D+1}}, \mathbf{z}^{j_{D+1}} \in \mathbb{R}^N$ . TT decompositions  $\tilde{\Phi}, \tilde{\Psi}$  may be found by using a stable algorithm based on truncated SVD for a sequence of unfolding matrices [35, 34] with computational costs similar to finding  $\Phi_{\text{pod}}$  and  $\Psi_{\text{pod}}$  for the conventional POD–DEIM ROM. We organize vectors from (5.6) into matrices

$$\mathbf{U} = [\mathbf{u}^1, \dots, \mathbf{u}^{\tilde{R}_1^\Phi}] \in \mathbb{R}^{M \times \tilde{R}_1^\Phi}, \quad \mathbf{V} = [\mathbf{v}^1, \dots, \mathbf{v}^{\tilde{R}_{D+1}^\Phi}] \in \mathbb{R}^{N \times \tilde{R}_{D+1}^\Phi}, \quad (5.7)$$

$$\mathbf{Y} = [\mathbf{y}^1, \dots, \mathbf{y}^{\tilde{R}_1^\Psi}] \in \mathbb{R}^{M \times \tilde{R}_1^\Psi}, \quad \mathbf{Z} = [\mathbf{z}^1, \dots, \mathbf{z}^{\tilde{R}_{D+1}^\Psi}] \in \mathbb{R}^{N \times \tilde{R}_{D+1}^\Psi}, \quad (5.8)$$

where  $\tilde{R}_1^\Theta$  and  $\tilde{R}_{D+1}^\Theta$  are the first and last TT ranks of both snapshot tensors  $\tilde{\Theta} \in \{\tilde{\Phi}, \tilde{\Psi}\}$ , respectively. We also consider third order tensors  $\mathbf{S}_i^\Theta \in \mathbb{R}^{\tilde{R}_i^\Theta \times K_i \times \tilde{R}_{i+1}^\Theta}$ , defined entry-wise as

$$[\mathbf{S}_i^\Theta]_{jkq} = [\sigma_{i,\Theta}^{jq}]_k, \quad j = 1, \dots, \tilde{R}_i^\Theta, \quad k = 1, \dots, K_i, \quad q = 1, \dots, \tilde{R}_{i+1}^\Theta, \quad (5.9)$$



for all  $i = 1, \dots, D$ , for both snapshot tensors  $\tilde{\Theta} \in \{\tilde{\Phi}, \tilde{\Psi}\}$ , respectively. While both  $U$  and  $Y$  are orthogonal matrices, the columns of  $V$  and  $Z$  are orthogonal, but not necessarily orthonormal. Thus, we need diagonal scaling matrices

$$W^\Phi = \text{diag}(\|\mathbf{v}^1\|, \dots, \|\mathbf{v}^{\tilde{R}_{D+1}^\Phi}\|), \quad W^\Psi = \text{diag}(\|\mathbf{z}^1\|, \dots, \|\mathbf{z}^{\tilde{R}_{D+1}^\Psi}\|).$$

Then, the essential information about the compressed TT representations  $\tilde{\Theta} \in \{\tilde{\Phi}, \tilde{\Psi}\}$  that is transmitted to the online phase is assembled into

$$(5.10) \quad \text{core}(\tilde{\Theta}) = \left\{ \mathbf{S}_i^\Theta \in \mathbb{R}^{\tilde{R}_i^\Theta \times K_i \times \tilde{R}_{i+1}^\Theta}, \quad i = 1, \dots, D, \quad W^\Theta \in \mathbb{R}^{\tilde{R}_{D+1}^\Theta \times \tilde{R}_{D+1}^\Theta} \right\}.$$

To perform hyper-reduction, DEIM algorithm is applied to the orthonormal columns of  $Y$  to compute the indices  $\boldsymbol{\eta}$  of the selection matrix  $P = [\mathbf{e}_{\eta_1}, \dots, \mathbf{e}_{\eta_{\tilde{R}_1^\Psi}}] \in \mathbb{R}^{M \times \tilde{R}_1^\Psi}$ . Then, the matrices

$$(5.11) \quad U^T Y \in \mathbb{R}^{\tilde{R}_1^\Phi \times \tilde{R}_1^\Psi} \quad \text{and} \quad P^T Y \in \mathbb{R}^{\tilde{R}_1^\Psi \times \tilde{R}_1^\Psi}$$

are computed and passed onto the online stage along with the TT cores (5.10).

If one or both terms  $A_\alpha$  and  $\mathbf{f}_\alpha$  in (2.1) do not contain a dependence on the parameter, they can be projected for later use to save computation at the online stage:

$$\tilde{A} = U^T A U, \quad \tilde{\mathbf{f}}(\cdot) = P^T \mathbf{f}(U \cdot).$$

Analogously, the projections can be pre-computed offline if the dependence on parameters is explicit of the form  $A_\alpha = \sum_i g_i(\alpha) A_i$  with some given functions  $g_i : \mathcal{A} \rightarrow \mathbb{R}$  and parameter-free matrices  $A_i$  and similarly for  $\mathbf{f}_\alpha$ .

**Online stage.** The second stage of the TROM process is specific for a particular incoming value of  $\alpha \in \mathcal{A}$ . In particular, it computes the two local reduced bases via their coordinates in the universal reduced bases, the columns of  $U$  and  $Y$ , respectively. To achieve this, use the cores (5.10) to define the parameter-specific *core matrices*  $C^\Theta(\alpha) \in \mathbb{R}^{\tilde{R}_1^\Theta \times \tilde{R}_{D+1}^\Theta}$  as the product

$$(5.12) \quad C^\Theta(\alpha) = \prod_{i=1}^D (\mathbf{S}_i^\Theta \times_2 \mathbf{e}^i(\alpha)),$$

for  $\tilde{\Theta} \in \{\tilde{\Phi}, \tilde{\Psi}\}$ . After rescaling with  $W^\Theta$ , take the SVD of the rescaled core matrices

$$(5.13) \quad C^\Phi(\alpha) W^\Phi = U_c \Sigma_c^\Phi V_c^T, \quad C^\Psi(\alpha) W^\Psi = Y_c \Sigma_c^\Psi Z_c^T,$$

which is computationally cheap since  $C$ 's and  $W$ 's have reduced dimensions. This allows one to obtain the SVD of the local snapshot matrices from (5.5) without explicitly assembling them. To see this, note the identities

$$(5.14) \quad \tilde{\Phi}(\alpha) = U C^\Phi(\alpha) W^\Phi (W^\Phi)^{-1} V^T = (U U_c) \Sigma_c^\Phi \left( V (W^\Phi)^{-1} V_c \right)^T,$$

and similar for  $\tilde{\Psi}(\alpha)$ . Since all matrices  $U$ ,  $U_c$ ,  $V(W^\Phi)^{-1}$ ,  $V_c$ , have orthonormal columns, the right-hand sides of (5.14) are the (thin) SVDs of  $\tilde{\Phi}(\alpha)$  and  $\tilde{\Psi}(\alpha)$ , respectively. Therefore, the coordinates of the local reduced  $\mathbf{u}$ -basis in the universal space  $\tilde{U}$  are given by the first  $n$  columns of  $U_c$ . Similarly, the coordinates of the local reduced  $\mathbf{f}$ -basis in the universal space  $\tilde{Y}$  are the first  $n$  columns of  $Y_c$ . We denote  $U_n = [U_c]_{:,1:n} \in \mathbb{R}^{\tilde{R}_1^\Phi \times n}$  and  $Y_n = [Y_c]_{:,1:n} \in \mathbb{R}^{\tilde{R}_1^\Psi \times n}$ . Thus the local projection and interpolation spaces are  $\text{range}(U U_n)$  and  $\text{range}(Y Y_n)$ .

After computing the coordinates of local reduced bases, an additional hyper-reduction step is performed. Below we introduce two variants of this *local* hyper-reduction procedure: (i) local DEIM and (ii) local least squares fitting.

(i) *Local DEIM* is done by applying DEIM algorithm to  $(P^T Y) Y_n$  to obtain the indices  $\xi = [\xi_1, \dots, \xi_n]$  and the corresponding selection matrix  $P_n = P_n(\xi) \in \mathbb{R}^{\tilde{R}_1^\Psi \times n}$ . Then, the non-linear term can be found using the matrices (5.11) precomputed at the offline stage:

$$(5.15) \quad \mathbf{f}_n(\cdot) = U_n^T (U^T Y) Y_n (P_n^T (P^T Y) Y_n)^{-1} P_n^T \tilde{\mathbf{f}}(U_n \cdot),$$

(ii) *Local LS fitting*. Thanks to reduced dimensions of the universal and local space, it is computationally inexpensive to solve the fitting problem of finding  $\mathbf{x} \in \mathbb{R}^n$  such that  $(P^T Y) Y_n \mathbf{x} \approx \tilde{\mathbf{f}}(U_n \cdot)$  in the least square sense. Then, the non-linear term representation takes the form

$$(5.16) \quad \mathbf{f}_n(\cdot) = U_n^T (U^T Y) Y_n ((P^T Y) Y_n)^\dagger \tilde{\mathbf{f}}(U_n \cdot),$$

where  $((P^T Y) Y_n)^\dagger$  denotes the pseudo-inverse of  $\tilde{R}_1^\Psi \times n$ -matrix  $(P^T Y) Y_n$ .

Along with either variant of local hyper-reduction, the pre-projected matrix  $\tilde{A}$  is projected further to obtain

$$(5.17) \quad A_n = U_n^T \tilde{A} U_n.$$

Finally, the TROM of (2.1) takes the form: Find  $\beta(t) : [0, T] \rightarrow \mathbb{R}^n$  solving

$$(5.18) \quad \beta_t = A_n \beta + \mathbf{f}_n(\beta), \quad t \in (0, T),$$

with the initial condition  $\beta|_{t=0} = U_n^T U^T \mathbf{u}_0$ , so that  $\mathbf{u}(t)$  is approximated by  $\mathbf{u}^{\text{trom}}(t) : [0, T] \rightarrow \mathbb{R}^M$ , where  $\mathbf{u}^{\text{trom}}(t) = U U_n \beta(t)$ .

We summarize both stages described above in the Algorithm 5.1. Note that in practice one may pick different reduced dimensions  $n$  for the local reduced  $\mathbf{u}$ - and  $\mathbf{f}$ -spaces. When we need to distinguish them, we use  $n_\Phi$  and  $n_\Psi$ , respectively.

After the model reduction is done according to Algorithm 5.1, the projected problem (5.18) is solved with either (5.15), (5.17) or (5.16), (5.17). One lets  $\mathbf{u}^{\text{trom}}(t) = U U_n \beta(t)$ . For another incoming vector of parameters  $\alpha$ , the online part of Algorithm 5.1 should be recomputed. We conclude with a brief discussion of variants of Algorithm 5.1 based on the other two LRTD formats by pointing out the required modifications.

**HOSVD-TROM.** For Step 1 of the offline stage we employ HOSVD-LRTD (4.5) instead of TT-LRTD (4.6), so the cores (5.10) are replaced with

$$(5.20) \quad \text{core}(\tilde{\Theta}) = \left\{ \mathbf{C}^\Theta \in \mathbb{R}^{\tilde{M}^\Theta \times \tilde{K}_1^\Theta \times \dots \times \tilde{K}_D^\Theta \times \tilde{N}^\Theta}, S_i^\Theta \in \mathbb{R}^{n_i \times \tilde{K}_i^\Theta}, i = 1, \dots, D \right\}, \quad \tilde{\Theta} \in \{\tilde{\Phi}, \tilde{\Psi}\},$$

where  $S_i^\Theta = [\sigma_{i,\Theta}^1, \dots, \sigma_{i,\Theta}^{\tilde{K}_i^\Theta}]^T \in \mathbb{R}^{n_i \times \tilde{K}_i^\Theta}$ ,  $i = 1, \dots, D$ . The matrices  $U$  and  $Y$  are still assembled as in (5.7)–(5.8), but the vectors  $\mathbf{u}^i$ ,  $i = 1, \dots, \tilde{M}^\Phi$ , and  $\mathbf{y}^j$ ,  $j = 1, \dots, \tilde{M}^\Psi$  come from HOSVD-LRTD (4.5) instead. At the online stage of Algorithm 5.1 the bound (5.19) is replaced by  $n_\Phi \leq \min\{\tilde{M}^\Phi, \tilde{N}^\Phi\}$ ,  $n_\Psi \leq \min\{\tilde{M}^\Psi, \tilde{N}^\Psi\}$ , while the core matrices (5.12) at Step 1 are instead computed as

$$(5.21) \quad \mathbf{C}^\Theta(\alpha) = \mathbf{C}^\Theta \times_2 (S_1^\Theta \mathbf{e}^1(\alpha)) \times_3 (S_2^\Theta \mathbf{e}^2(\alpha)) \cdots \times_{D+1} (S_D^\Theta \mathbf{e}^D(\alpha)) \in \mathbb{R}^{\tilde{M}^\Theta \times \tilde{N}^\Theta}, \quad \Theta \in \{\Phi, \Psi\}.$$

Unlike the TT case, no rescaling is needed for HOSVD core matrices (5.21), so the SVD in Step 2 of the online stage becomes simply

$$(5.22) \quad \mathbf{C}^\Phi(\alpha) = U_c \Sigma_c^\Phi V_c^T, \quad \mathbf{C}^\Psi(\alpha) = Y_c \Sigma_c^\Psi Z_c^T.$$

---

**Algorithm 5.1** TROM-DEIM
 

---

**• Offline stage.**

*Input:* snapshot tensors  $\Phi \in \mathbb{R}^{M \times K_1 \times \dots \times K_D \times N}$  and  $\Psi \in \mathbb{R}^{M \times K_1 \times \dots \times K_D \times N}$  and target accuracy  $\varepsilon$ ;

*Output:* Compression ranks, decomposition cores (5.10), matrices (5.11);

*Compute:*

1. Use algorithm from [35] with prescribed accuracy  $\varepsilon$  to compute decomposition (4.6) for both  $\Theta \in \{\Phi, \Psi\}$ ; assemble the cores (5.10) and the matrices  $U$  and  $Y$  as in (5.7)–(5.8);
2. Apply DEIM to  $Y$  to find the selection matrix  $P$ ;
3. Compute the matrices  $U^T Y$  and  $P^T Y$ ;

**• Online stage.**

*Input:* decomposition cores (5.10), local reduced space dimensions

$$(5.19) \quad n_\Phi \leq \min\{\tilde{R}_1^\Phi, \tilde{R}_{D+1}^\Phi\}, \quad n_\Psi \leq \min\{\tilde{R}_1^\Psi, \tilde{R}_{D+1}^\Psi\},$$

and an incoming parameter vector  $\alpha \in \mathcal{A}$ ;

*Output:* Coordinates of the local reduced bases in the form of matrices  $U_n$  and  $Y_n$ ;

*Compute:*

1. Use tensors  $\mathbf{S}_i^\Theta$ ,  $i = 1, \dots, D$ , to assemble the core matrices  $C^\Theta(\alpha) \in \mathbb{R}^{\tilde{R}_1^\Theta \times \tilde{R}_{D+1}^\Theta}$  as in (5.12) for both  $\Theta \in \{\Phi, \Psi\}$ ;
  2. Compute the SVD (5.13) of both scaled core matrices  $C^\Phi(\alpha)W^\Phi$  and  $C^\Psi(\alpha)W^\Psi$  to find the matrices of left singular vectors  $U_c$  and  $Y_c$ , respectively;
  3. Set  $U_n = [U_c]_{:,1:n_\Phi}$  and  $Y_n = [Y_c]_{:,1:n_\Psi}$ .
- 

**CP-TROM.** For CP-TROM instead of prescribing the target accuracy  $\varepsilon$ , the target CP-ranks  $\tilde{R}^\Phi$  and  $\tilde{R}^\Psi$  are prescribed. The LRTD in Step 1 of the offline stage is replaced by (4.4) which is computed, e.g., using ALS algorithm [25]. For the matrices

$$(5.23) \quad U = [\mathbf{u}^1, \dots, \mathbf{u}^{\tilde{R}^\Phi}] \in \mathbb{R}^{M \times \tilde{R}^\Phi}, \quad V = [\mathbf{v}^1, \dots, \mathbf{v}^{\tilde{R}^\Phi}] \in \mathbb{R}^{N \times \tilde{R}^\Phi},$$

$$(5.24) \quad Y = [\mathbf{y}^1, \dots, \mathbf{y}^{\tilde{R}^\Psi}] \in \mathbb{R}^{M \times \tilde{R}^\Psi}, \quad Z = [\mathbf{z}^1, \dots, \mathbf{z}^{\tilde{R}^\Psi}] \in \mathbb{R}^{N \times \tilde{R}^\Psi},$$

their thin QR factorizations are computed  $U = Q_U R_U$ ,  $V = Q_V R_V$ ,  $Y = Q_Y R_Y$ ,  $Z = Q_Z R_Z$ , in order to obtain the cores

$$(5.25) \quad \text{core}(\tilde{\Phi}) = \{R_U, R_V \in \mathbb{R}^{\tilde{R}^\Phi \times \tilde{R}^\Phi}, \sigma_{i,\Phi}^r, i = 1, \dots, D, r = 1, \dots, \tilde{R}^\Phi\},$$

$$(5.26) \quad \text{core}(\tilde{\Psi}) = \{R_Y, R_Z \in \mathbb{R}^{\tilde{R}^\Psi \times \tilde{R}^\Psi}, \sigma_{i,\Psi}^r, i = 1, \dots, D, r = 1, \dots, \tilde{R}^\Psi\}.$$

At the online stage instead of (5.19) we simply require that  $n_\Theta \leq \tilde{R}^\Theta$  for both  $\Theta \in \{\Phi, \Psi\}$ . At Step 1, the core matrices (5.21) are replaced with

$$(5.27) \quad C^\Phi(\alpha) = R_U S^\Phi(\alpha) R_V^T \in \mathbb{R}^{\tilde{R}^\Phi \times \tilde{R}^\Phi}, \quad C^\Psi(\alpha) = R_Y S^\Psi(\alpha) R_Z^T \in \mathbb{R}^{\tilde{R}^\Psi \times \tilde{R}^\Psi},$$

where

$$(5.28) \quad S^\Theta(\alpha) = \text{diag}(s_1^\Theta, \dots, s_{\tilde{R}^\Theta}^\Theta), \quad \text{with } s_r^\Theta = \prod_{i=1}^D \langle \sigma_{i,\Theta}^r, \mathbf{e}^i(\alpha) \rangle, \quad r = 1, \dots, \tilde{R}^\Theta,$$

for both  $\Theta \in \{\Phi, \Psi\}$ . Similarly to the HOSVD variant, no rescaling of the core matrices is needed, so the SVD in Step 2 of the offline stage is (5.22).

**6. Representation and interpolation estimates.** In this section we consider representation capacity of TROM local reduced bases and prove an interpolation estimate for the two-stage TROM-DEIM. To do so we need a few assumptions about the properties of the dynamical system (2.1). In particular, we assume that the unique solution to (2.1) exists on  $(0, T_1)$  for all  $\alpha \in \mathcal{A}_1$ , with some  $T_1 > T$  and  $\overline{\mathcal{A}} \subset \mathcal{A}_1$ . Also,  $\mathbf{f}_\alpha$  is from the  $C^p$  class:

$$(6.1) \quad \mathbf{f}_\alpha = \mathbf{f}(t, \mathbf{u}, \alpha) \in C^p([0, T_1] \times \mathbb{R}^M \times \mathcal{A}_1; \mathbb{R}^M),$$

where  $p$  is interpolation order parameter from (5.4). For a vector function we define its  $C^p$  norm as maximum over all components  $\|\mathbf{f}\|_{C^p} = \max_i \|f_i\|_{C^p}$ .

The assumption in (6.1) implies that the solution of (2.1) is smooth with respect to parameters. More precisely, it holds (cf. [19, Theorem V.4.1]):

$$(6.2) \quad \mathbf{u} \in C([0, T] \times \overline{\mathcal{A}})^M, \quad \frac{\partial^{\mathbf{j}} \mathbf{u}}{\partial \alpha_1^{j_1} \dots \partial \alpha_D^{j_D}} \in C([0, T] \times \overline{\mathcal{A}})^M, \quad |\mathbf{j}| \leq p.$$

Letting  $C_{\mathbf{u}} = \max_{|\mathbf{j}| \leq p} \left\| \frac{\partial^{\mathbf{j}} \mathbf{u}}{\partial \alpha_1^{j_1} \dots \partial \alpha_D^{j_D}} \right\|_{C([0, T] \times \overline{\mathcal{A}})}$ , we apply the chain rule and use (6.2) to estimate

$$(6.3) \quad \max_{|\mathbf{j}| \leq p} \left\| \frac{\partial^{\mathbf{j}} \mathbf{f}(t, \mathbf{u}(\alpha), \alpha)}{\partial \alpha_1^{j_1} \dots \partial \alpha_D^{j_D}} \right\|_{C([0, T] \times \overline{\mathcal{A}})} \leq C \|\mathbf{f}\|_{C^p} (1 + C_{\mathbf{u}}^p) =: C_{\mathbf{f}},$$

with some  $C_{\mathbf{f}}$  independent of FOM dimensions.

For an arbitrary fixed  $\alpha = (\alpha_1, \dots, \alpha_D)^T \in \mathcal{A}$ , not necessarily from the sampling set, consider the FOM  $\mathbf{u}$ -snapshots of (2.1) and the corresponding  $\mathbf{f}$ -snapshots,

$$\mathbf{u}^k = \mathbf{u}(t_k, \alpha), \quad \mathbf{f}^k = \mathbf{f}_\alpha(t_k, \mathbf{u}^k), \quad \text{for } 0 \leq t_1, \dots, t_N < T.$$

Denote by  $\hat{\mathbf{u}}_i$ ,  $i = 1, \dots, n$ , the basis vectors of the local reduced  $\mathbf{u}$ -space, i.e.,  $\hat{\mathbf{u}}_i$  are the first  $n$  left singular vectors of  $\Phi(\alpha)$ . This local basis used to represent TROM solution admits the following representation estimate [31]:

$$(6.4) \quad \frac{1}{NM} \sum_{k=1}^N \left\| \mathbf{u}^k - \sum_{j=1}^n \langle \mathbf{u}^k, \hat{\mathbf{u}}_j \rangle \hat{\mathbf{u}}_j \right\|_{\ell^2}^2 \leq \frac{C_1}{NM} \left( \varepsilon^2 \|\Phi\|_F + \sum_{i=n+1}^N \tilde{\sigma}_i^2 \right) + C_2 \delta^{2p},$$

where  $\tilde{\sigma}_i$  are the singular values of  $\tilde{\Phi}(\alpha)$  and  $\delta_i$  are the mesh parameter of the sampling,

$$(6.5) \quad \delta_i = \max_{1 \leq j \leq K_i - 1} |\hat{\alpha}_j^i - \hat{\alpha}_{j+1}^i|, \quad i = 1, \dots, D, \quad \text{and } \delta^p = \sum_{i=1}^D \delta_i^p.$$

Constants  $C_1$  and  $C_2$  in (6.4) depend only on the stability of the interpolation procedure and bounds on partial derivatives of  $\mathbf{u}$  from (6.2). The scaling  $1/(NM)$  accounts for the variation of dimensions  $N$  and  $M$ , which may correspond to the number of temporal and spatial degrees of freedom, if (2.1) results from a discretization of a parabolic PDE. In this case and for uniform grids, the quantity on the left-hand side of (6.4) is consistent with the  $L^2(0, T, L^2(\Omega))$  norm.

We now want to derive an interpolation bound for the two-stage TROM-DEIM. For the POD-DEIM ROM such bound is given in the original paper [13]. In our notation the result reads: For some  $\mathbf{f} \in \mathbb{R}^M$  let  $\hat{\mathbf{f}} = \mathbf{Y}_{\text{pod}}(\mathbf{P}\mathbf{Y}_{\text{pod}})^{-1}\mathbf{P}\mathbf{f}$ , then it holds  $\|\mathbf{f} - \hat{\mathbf{f}}\| \leq \|(\mathbf{P}\mathbf{Y}_{\text{pod}})^{-1}\| \|(\mathbf{I} - \mathbf{Y}_{\text{pod}}(\mathbf{Y}_{\text{pod}})^T)\mathbf{f}\|$ . A bound on  $C_*(n) = \|(\mathbf{P}\mathbf{Y}_{\text{pod}})^{-1}\|$  was also derived in [13]. Applying this result for *in-sample*  $\alpha \in \hat{\mathcal{A}}$ , one finds the interpolation estimate

$$(6.6) \quad \max_{k=1, \dots, N} \left\| \mathbf{f}^k - \hat{\mathbf{f}}^k \right\|_{\ell^2} \leq C_*(n) \sigma_n(\Psi_{\text{pod}}), \quad \text{with } \hat{\mathbf{f}}^k = \mathbf{Y}_{\text{pod}}(\mathbf{P}\mathbf{Y}_{\text{pod}})^{-1}\mathbf{P}\mathbf{f}^k.$$

In the context of ROM for parametric systems, the estimate in (6.6) shows the following limitations: (i) It is not clear how it can be extended for an out-of-sample  $\alpha$ , and (ii) For the case of higher variability w.r.t. parameters, the singular values of  $\Psi_{\text{pod}}$  may decrease relatively slowly (see Figure 1) requiring higher dimensions of reduced  $\mathbf{f}$ -spaces. The interpolation bound for the two-stage TROM-DEIM given below addresses both of the above issues.

**THEOREM 6.1.** *For any given  $\alpha \in \mathcal{A}$ , let  $Y_\alpha = YY_n$ ,  $P_\alpha = P_n P$  for the local pointwise interpolation and  $P_\alpha = P$  for the least-square local interpolation. Also let  $\hat{\mathbf{f}}^k = Y_\alpha (P_\alpha Y_\alpha)^\dagger P_\alpha \mathbf{f}^k$ , and  $\sigma_i$  are singular values of  $\tilde{\Psi}(\alpha)$ . It holds*

$$(6.7) \quad \frac{1}{NM} \sum_{k=1}^N \left\| \mathbf{f}^k - \hat{\mathbf{f}}^k \right\|_{\ell^2}^2 \leq \frac{C_*}{NM} \left( C_1 \varepsilon^2 \|\Psi\|_F + \sum_{i=n+1}^N \tilde{\sigma}_i^2 \right) + C_2 \delta^{2p},$$

with  $C_* = \|(P_\alpha Y_\alpha)^{-1}\|$  for the local pointwise interpolation and  $C_* = \|(PY)^{-1}\|$  for the least-square local interpolation. Constants  $C_1, C_2$  are independent of  $\alpha$ , sampling grid, local TROM dimension  $n$ , tensor ranks and FOM dimensions.

*Proof.* Note that for the local DEIM the matrix  $P_\alpha Y_\alpha = P_n P Y Y_n$  is invertible and hence its inverse coincides with the pseudo-inverse, so we use the notation  $(P_\alpha Y_\alpha)^\dagger$  throughout the proof to cover both local hyper-reduction variants. Clearly, for both variants  $(P_\alpha Y_\alpha)^\dagger$  is the left inverse of  $P_\alpha Y_\alpha$  and so we have the identity  $(I - Y_\alpha (P_\alpha Y_\alpha)^\dagger P_\alpha) Y_\alpha = 0$ . We employ it to estimate

$$(6.8) \quad \begin{aligned} \left\| \mathbf{f}^k - \hat{\mathbf{f}}^k \right\|_{\ell^2} &= \left\| (I - Y_\alpha (P_\alpha Y_\alpha)^\dagger P_\alpha) \mathbf{f}^k \right\|_{\ell^2} = \left\| (I - Y_\alpha (P_\alpha Y_\alpha)^\dagger P_\alpha) (I - Y_\alpha Y_\alpha^T) \mathbf{f}^k \right\|_{\ell^2} \\ &\leq \left\| I - Y_\alpha (P_\alpha Y_\alpha)^\dagger P_\alpha \right\| \left\| (I - Y_\alpha Y_\alpha^T) \mathbf{f}^k \right\|_{\ell^2}. \end{aligned}$$

For the local DEIM, the first factor on the right-hand side of (6.8) can be estimated by the same argument as in [13]:

$$(6.9) \quad \left\| I - Y_\alpha (P_\alpha Y_\alpha)^\dagger P_\alpha \right\| = \left\| Y_\alpha (P_\alpha Y_\alpha)^\dagger P_\alpha \right\| \leq \|Y_\alpha\| \|(P_\alpha Y_\alpha)^\dagger\| \|P_\alpha\| = \|(P_\alpha Y_\alpha)^\dagger\|,$$

where the first identity holds since  $Y_\alpha (P_\alpha Y_\alpha)^\dagger P_\alpha$  is a projector.

For the local LS fitting the matrix  $Y_\alpha (P_\alpha Y_\alpha)^\dagger P_\alpha$  is still a projector. Furthermore, for any  $\mathbf{x} \in \mathbb{R}^{\tilde{N}}$ , where  $\tilde{N}$  is the dimension of the universal reduced space  $\tilde{Y}$ , and  $\mathbf{y} = (P_\alpha Y_\alpha)^\dagger \mathbf{x}$ , it holds  $P_\alpha Y_\alpha \mathbf{y} = P' \mathbf{x}$ , where  $P'$  is the orthogonal projector on the range of  $P_\alpha Y_\alpha$ .

Let  $\hat{\mathbf{u}} = Y_n \mathbf{y}$ , then we have  $PY \hat{\mathbf{u}} = P_\alpha Y \hat{\mathbf{u}} = P_\alpha Y_\alpha \mathbf{y} = P' \mathbf{x}$  implying

$$\|Y_n (P_\alpha Y_\alpha)^\dagger \mathbf{x}\| = \|\hat{\mathbf{u}}\| = \|(PY)^\dagger P' \mathbf{x}\| \leq \|(PY)^\dagger\| \|P' \mathbf{x}\| \leq \|(PY)^\dagger\| \|\mathbf{x}\|.$$

This yields  $\|Y_n (P_\alpha Y_\alpha)^\dagger\| \leq \|(PY)^\dagger\|$  and so for the local LS fitting we have

$$(6.10) \quad \begin{aligned} \left\| I - Y_\alpha (P_\alpha Y_\alpha)^\dagger P_\alpha \right\| &= \left\| Y_\alpha (P_\alpha Y_\alpha)^\dagger P_\alpha \right\| \leq \|Y\| \|Y_n (P_\alpha Y_\alpha)^\dagger\| \|P_\alpha\| \\ &= \|Y_n (P_\alpha Y_\alpha)^\dagger\| \leq \|(PY)^\dagger\|. \end{aligned}$$

Consider the SVD of  $\tilde{\Psi}(\alpha) \in \mathbb{R}^{M \times N}$  from (5.5) given by

$$(6.11) \quad \tilde{\Psi}(\alpha) = \tilde{Y} \tilde{\Sigma} \tilde{Z}^T, \quad \text{with } \tilde{\Sigma} = \text{diag}(\tilde{\sigma}_1, \dots, \tilde{\sigma}_N).$$

Then from the definition of the basis for the local reduced  $\mathbf{f}$ -space it follows that  $Y_\alpha = YY_n = [\mathbf{y}_1, \dots, \mathbf{y}_n] \in \mathbb{R}^{M \times n}$  are the first  $n$  columns of  $\tilde{Y}$ . Let  $F(\alpha) = [\mathbf{f}^1, \dots, \mathbf{f}^N] \in \mathbb{R}^{M \times N}$ , then

$$(6.12) \quad \begin{aligned} \sum_{k=1}^N \left\| \mathbf{f}^k - \hat{\mathbf{f}}^k \right\|_{\ell^2}^2 &= \left\| (I - Y_\alpha Y_\alpha^T) F(\alpha) \right\|_F^2 \leq \left( \left\| (I - Y_\alpha Y_\alpha^T) (F(\alpha) - \tilde{\Psi}(\alpha)) \right\|_F + \left\| (I - Y_\alpha Y_\alpha^T) \tilde{\Psi}(\alpha) \right\|_F \right)^2 \\ &\leq \left( \left\| F(\alpha) - \tilde{\Psi}(\alpha) \right\|_F + \left\| (I - Y_\alpha Y_\alpha^T) \tilde{\Psi}(\alpha) \right\|_F \right)^2, \end{aligned}$$

where we used triangle inequality and  $\|I - Y_\alpha Y_\alpha^T\| \leq 1$  for the spectral norm of the projector. For the last term in (6.12), we observe

$$(6.13) \quad \left\| (I - Y_\alpha Y_\alpha^T) \tilde{\Psi}(\alpha) \right\|_F = \left\| \tilde{Y} \operatorname{diag}(0, \dots, 0, \tilde{\sigma}_{n+1}, \dots, \tilde{\sigma}_N) \tilde{Z}^T \right\|_F = \left( \sum_{j=n+1}^N \tilde{\sigma}_j^2 \right)^{\frac{1}{2}}.$$

To handle the first term of (6.12), consider the interpolation of the full (non-compressed)  $\mathbf{f}$ -snapshot tensor  $\Psi_I(\alpha) = \Psi \times_2 \mathbf{e}^1(\alpha) \times_3 \mathbf{e}^2(\alpha) \cdots \times_{D+1} \mathbf{e}^D(\alpha)$ , and proceed using the triangle inequality

$$(6.14) \quad \left\| F(\alpha) - \tilde{\Psi}(\alpha) \right\|_F \leq \left\| F(\alpha) - \Psi_I(\alpha) \right\|_F + \left\| \Psi_I(\alpha) - \tilde{\Psi}(\alpha) \right\|_F.$$

The polynomial interpolation procedure is stable in the sense that

$$(6.15) \quad \left( \sum_{j=1}^{K_i} |e_j^i(a \mathbf{e}_i)|^2 \right)^{\frac{1}{2}} \leq C_e,$$

where  $\mathbf{e}_i \in \mathbb{R}^{K_i}$  is the  $i^{\text{th}}$  column of the  $K_i \times K_i$  identity matrix, and with some  $C_e$  independent of  $a \in [\alpha_i^{\min}, \alpha_i^{\max}]$  and  $i = 1, \dots, D$  (e.g.,  $C_e = 1$  for linear interpolation). We use this and (4.7) to bound the second term of (6.14). Specifically,

$$(6.16) \quad \begin{aligned} \left\| \Psi_I(\alpha) - \tilde{\Psi}(\alpha) \right\|_F &= \left\| (\Psi - \tilde{\Psi}) \times_2 \mathbf{e}^1(\alpha) \times_3 \mathbf{e}^2(\alpha) \cdots \times_{D+1} \mathbf{e}^D(\alpha) \right\|_F \\ &\leq \left\| \Psi - \tilde{\Psi} \right\|_F \left\| \mathbf{e}^1(\alpha) \right\|_{\ell^2} \left\| \mathbf{e}^2(\alpha) \right\|_{\ell^2} \cdots \left\| \mathbf{e}^D(\alpha) \right\|_{\ell^2} \\ &\leq (C_e)^D \left\| \Psi - \tilde{\Psi} \right\|_F \leq (C_e)^D \varepsilon \left\| \Psi \right\|_F. \end{aligned}$$

It remains to handle the first term in (6.14). The choice of interpolation procedure in (5.4) implies that for any sufficiently smooth  $f : [\alpha_i^{\min}, \alpha_i^{\max}] \rightarrow \mathbb{R}$  it holds

$$(6.17) \quad \sup_{a \in [\alpha_i^{\min}, \alpha_i^{\max}]} \left| f(a) - \sum_{j=1}^{K_i} e_j^i(a \mathbf{e}_i) f(\hat{\alpha}_i^j) \right| \leq C_a \|f^{(p)}\|_{C([\alpha_i^{\min}, \alpha_i^{\max}])} \delta_i^p,$$

for  $i = 1, \dots, D$ , where the constant  $C_a$  does not depend on  $f$ .

Using the shortcut notation  $\mathbf{f}^k(\alpha_1, \dots, \alpha_D) = \mathbf{f}(t_k, \mathbf{u}(\alpha_1^1, \dots, \alpha_D), \alpha_1, \dots, \alpha_D)$  and interpolation property (6.17), we compute

$$\begin{aligned} (\Psi \times_2 \mathbf{e}^1(\alpha))_{:,i_2,\dots,i_D,k} &= \sum_{j=1}^{K_1} e_j^1(\alpha) \mathbf{f}^k(\hat{\alpha}_1^j, \hat{\alpha}_2^{i_2}, \dots, \hat{\alpha}_D^{i_D}) \\ &= \mathbf{f}^k(\alpha_1, \hat{\alpha}_2^{i_2}, \dots, \hat{\alpha}_D^{i_D}) + \Delta_{:,i_2,\dots,i_D,k}^1, \end{aligned}$$

where  $\hat{\alpha} \in \hat{\mathcal{A}}$ . The  $\Delta$ -term obeys a component-wise bound

$$|\Delta_{:,i_2,\dots,i_D,k}^1| \leq C_a \sup_{a \in [\alpha_1^{\min}, \alpha_1^{\max}]} \left| \frac{\partial^p \mathbf{f}^k}{\partial \alpha_1^p}(a, \hat{\alpha}_2^{i_2}, \dots, \hat{\alpha}_D^{i_D}) \right| \delta_1^p$$

where the absolute value of vectors is understood entry-wise. Analogously, we compute

$$(6.18) \quad \begin{aligned} (\Psi \times_2 \mathbf{e}^1(\alpha) \times_3 \mathbf{e}^2(\alpha))_{:,i_3,\dots,i_D,k} &= ((\Psi \times_2 \mathbf{e}^1(\alpha)) \times_2 \mathbf{e}^2(\alpha))_{:,i_3,\dots,i_D,k} \\ &= \sum_{j=1}^{K_2} e_j^2(\alpha) \left( \mathbf{f}^k(\alpha_1, \hat{\alpha}_2^j, \hat{\alpha}_3^{i_3}, \dots, \hat{\alpha}_D^{i_D}) + \Delta_{:,j,i_3,\dots,i_D,k}^1 \right) \\ &= \mathbf{f}^k(\alpha_1, \alpha_2, \hat{\alpha}_3^{i_3}, \dots, \hat{\alpha}_D^{i_D}) + \Delta_{:,i_3,\dots,i_D,k}^2 + \sum_{j=1}^{K_2} e_j^2(\alpha) \Delta_{:,j,i_3,\dots,i_D,k}^1, \end{aligned}$$

with a component-wise bound for the remainder

$$\begin{aligned} \left| \Delta_{:,i_3,\dots,i_D,k}^2 + \sum_{j=1}^{K_2} e_j^2(\alpha) \Delta_{:,j,i_3,\dots,i_D,k}^1 \right| &\leq C_a \sup_{a \in [\alpha_2^{\min}, \alpha_2^{\max}]} \left| \frac{\partial^p \mathbf{f}^k}{\partial \alpha_2^p}(\alpha_1, a, \hat{\alpha}_3^{i_3}, \dots, \hat{\alpha}_D^{i_D}) \right| \delta_2^p \\ &\quad + C_e C_a \sup_{a \in [\alpha_1^{\min}, \alpha_1^{\max}]} \left| \frac{\partial^p \mathbf{f}^k}{\partial \alpha_1^p}(a, \hat{\alpha}_2^{i_2}, \dots, \hat{\alpha}_D^{i_D}) \right| \delta_1^p. \end{aligned}$$

Applying the same argument repeatedly, we obtain

$$\begin{aligned} (\Psi_I(\alpha))_{:,k} &= (\Psi \times_2 \mathbf{e}^1(\alpha) \times_3 \mathbf{e}^2(\alpha) \cdots \times_{D+1} \mathbf{e}^D(\alpha))_{:,k} \\ (6.19) \quad &= \mathbf{f}^k(\alpha_1, \alpha_2, \dots, \alpha_D) + \Delta_{:,k} = (\mathbf{F}(\alpha))_{:,k} + \Delta_{:,k}, \end{aligned}$$

with a component-wise bound for the remainder

$$\begin{aligned} |\Delta_{:,k}| &\leq C_a \left( \sup_{a \in [\alpha_D^{\min}, \alpha_D^{\max}]} \left| \frac{\partial^p \mathbf{f}^k}{\partial \alpha_D^p}(\alpha_1, \dots, \alpha_{D-1}, a) \right| \delta_D^p + \dots \right. \\ &\quad + (C_e)^{D-2} \sup_{a \in [\alpha_2^{\min}, \alpha_2^{\max}]} \left| \frac{\partial^p \mathbf{f}^k}{\partial \alpha_2^p}(\alpha_1, a, \hat{\alpha}_3^{i_3}, \dots, \hat{\alpha}_D^{i_D}) \right| \delta_2^p \\ &\quad \left. + (C_e)^{(D-1)} \sup_{a \in [\alpha_1^{\min}, \alpha_1^{\max}]} \left| \frac{\partial^p \mathbf{f}^k}{\partial \alpha_1^p}(a, \hat{\alpha}_2^{i_2}, \dots, \hat{\alpha}_D^{i_D}) \right| \delta_1^p \right) \leq C_a \max \left\{ (C_e)^{(D-1)}, 1 \right\} C_{\mathbf{f}} \delta^p. \end{aligned}$$

Using the definition of the Frobenius norm and (6.19), we arrive at

$$(6.20) \quad \|\mathbf{F}(\alpha) - \Psi_I(\alpha)\|_F \leq \sqrt{NM} C_a \max \left\{ (C_e)^{(D-1)}, 1 \right\} C_{\mathbf{f}} \delta^p,$$

with constants  $C_a$ ,  $C_e$ ,  $C_{\mathbf{f}}$  from (6.17), (6.15), and (6.3), respectively. Combining (6.8)–(6.10), (6.12)–(6.14), (6.16) and (6.20) proves the final result.  $\square$

It is interesting to note that for the local LS fitting variant of the two-stage hyper-reduction the constants in the interpolation Theorem 6.1 are all independent of  $\alpha$ . Moreover, the constant  $C_*$  is essentially the same as in the original estimate (6.6).

**7. Numerical experiments.** We perform several numerical experiments to assess the performance of the TROM and compare it to the POD–DEIM ROM. Our testing is performed for dynamical systems arising from discretizations of the parameter-dependent Burgers and Allen–Cahn equations. All results presented below are for the local least squares second stage of the hyper-reduction. The local DEIM as the second stage were found to yield very close results.

**7.1. Parameterized 1D Burgers equation.** As a first example consider the 1D Burgers equation: Find  $u(t, x)$ , solving

$$(7.1) \quad u_t = \alpha_1 u_{xx} - uu_x, \quad \text{for } x \in (0, 1), \quad t \in (0, T), \quad u(t, 0) = u(t, 1) = 0,$$

where  $\alpha_1 > 0$  is the viscosity parameter. The initial condition is in parametric form

$$(7.2) \quad u_{\alpha}(0, x) = u_0(x, \alpha_2) = \begin{cases} 1, & x \in (0, \alpha_2) \\ 0, & x \in [\alpha_2, 1) \end{cases}, \quad \text{for } \alpha_2 \in (0, 1).$$

Thus, we consider a two-parameter system, with the parameter domain  $\mathcal{A} = (0, \infty) \times (0, 1)$ .

We discretize (7.1)–(7.2) in space using a first order upwind finite difference (FD) scheme on a uniform grid with mesh size  $h = 1/M$  to obtain a dynamical system of the form (2.1), where

$A_{\alpha} \in \mathbb{R}^{M \times M}$  depends on  $\alpha_1$  only and the non-linear term  $\mathbf{f}_{\alpha}(t, \mathbf{u}) = \mathbf{f}(\mathbf{u})$  is the discretization of  $-uu_x$  that does not contain any dependence on  $\alpha$ .

To generate FOM snapshots we integrate in (2.1) time using a semi-implicit BDF2 method with equidistant time stepping: for each  $\hat{\alpha}_k \in \hat{\mathcal{A}}$ , given  $\phi_j(\hat{\alpha}_k)$  and  $\phi_{j-1}(\hat{\alpha}_k)$  in  $\mathbb{R}^M$ , find  $\phi_{j+1}(\hat{\alpha}_k)$  satisfying

$$(7.3) \quad \frac{3\phi_{j+1}(\hat{\alpha}_k) - 4\phi_j(\hat{\alpha}_k) + \phi_{j-1}(\hat{\alpha}_k)}{2\Delta t} = A_{\hat{\alpha}_k} \phi_j(\hat{\alpha}_k) - (2\phi_j(\hat{\alpha}_k) - \phi_{j-1}(\hat{\alpha}_k)) \odot G_x \phi_{j+1}(\hat{\alpha}_k),$$

with first step performed via BDF1. Here  $j = 1, 2, \dots, N$ ,  $\Delta t = T/N$ ,  $T = 1$ , and  $k = 1, \dots, K$ . We denote by  $G_x \in \mathbb{R}^{M \times M}$  the matrix discretization of the first derivative, with boundary conditions (7.1). The operation  $\odot$  denotes entrywise product of vectors in  $\mathbb{R}^M$ .

Once the time-stepping (7.3) is computed,  $\mathbf{f}$ -snapshots are given by

$$(7.4) \quad \psi_j(\hat{\alpha}_k) = - (2\phi_j(\hat{\alpha}_k) - \phi_{j-1}(\hat{\alpha}_k)) \odot G_x \phi_{j+1}(\hat{\alpha}_k), \quad j = 1, 2, \dots, N, \quad k = 1, \dots, K.$$

TABLE 1

Compression ranks  $[\tilde{R}_1^{\Theta}, \tilde{R}_2^{\Theta}, \tilde{R}_3^{\Theta}]$ ,  $\Theta \in \{\Phi, \Psi\}$ , for TT-TROM versus compression accuracy  $\varepsilon$  and the corresponding compression factors (top). Compression accuracy for CP-TROM versus canonical rank (CP-rank) and the corresponding compression factors (bottom).

$\varepsilon$	0.1	0.03	0.001	0.003	$10^{-3}$
$\tilde{\Phi}$ TT-ranks	<b>[7, 9, 4]</b>	<b>[12, 20, 7]</b>	<b>[20, 42, 10]</b>	<b>[33, 78, 14]</b>	<b>[44, 121, 17]</b>
$\tilde{\Psi}$ TT-ranks	<b>[55, 55, 10]</b>	<b>[93, 101, 16]</b>	<b>[139, 151, 20]</b>	<b>[174, 210, 25]</b>	<b>[200, 265, 30]</b>
CF( $\Phi$ )	18824	4894	1518	536	270
CF( $\Psi$ )	620	202	95	54	37
CP-rank	50	100	200	300	500
$\ \tilde{\Phi} - \Phi\ /\ \Phi\ $	$3.22 \cdot 10^{-2}$	$2.13 \cdot 10^{-2}$	$1.26 \cdot 10^{-2}$	$9.13 \cdot 10^{-3}$	$5.96 \cdot 10^{-3}$
$\ \tilde{\Psi} - \Psi\ /\ \Psi\ $	$1.63 \cdot 10^{-1}$	$9.72 \cdot 10^{-2}$	$5.74 \cdot 10^{-2}$	$4.12 \cdot 10^{-2}$	$2.84 \cdot 10^{-2}$
CF( $\Phi, \Psi$ )	8274	2749	822	391	149

**7.1.1. Tensor compression accuracy and TROM solution quality.** In the first series of experiments we study the performance of TROMs depending on the LRTD accuracy  $\varepsilon$ . We set  $N = 200$ ,  $M = 400$  and use a rather fine grid of 32 uniformly distributed  $\hat{\alpha}_2^j$  values in  $[0.2, 0.8]$ , and 16 values of  $\hat{\alpha}_1^j$  log-uniformly distributed in  $[0.01, 0.5]$  to define the sampling set  $\hat{\mathcal{A}}$ .

For TT-TROM we start with a low accuracy of  $\varepsilon = 0.1$  (we always set the same target accuracy for  $\tilde{\Phi}$  and  $\tilde{\Psi}$ ) and gradually improve it letting  $\varepsilon = \{0.1, 0.03, 0.01, 0.003, 10^{-3}\}$ . We report in Table 1 the resulting TT compression ranks in the format  $[\tilde{R}_1^{\Theta}, \tilde{R}_2^{\Theta}, \tilde{R}_3^{\Theta}]$  for both  $\Theta \in \{\Phi, \Psi\}$ , and the compression factor

$$(7.5) \quad \text{CF}(\Theta) = \#(\Theta) / \#\text{online}(\tilde{\Theta}),$$

for  $\Theta \in \{\Phi, \Psi\}$ , where  $\#(\Theta)$  is the number of entries of the full snapshot tensor  $\Theta$  and  $\#\text{online}(\tilde{\Theta})$  is the amount of data passed in Algorithm 5.1 from the offline stage to the online stage. For CP-TROM we used the combined compression factor

$$(7.6) \quad \text{CF}(\Phi, \Psi) = \frac{\#(\Phi) + \#(\Psi)}{\#\text{online}(\tilde{\Phi}) + \#\text{online}(\tilde{\Psi})}.$$

The first and last TT ranks emphasized in bold are responsible for the universal reduced space dimension and the maximum possible local reduced space dimension, respectively. For the same



$\varepsilon$ , the first and last Tucker ranks (not shown) of HOSVD-TROM were found to be the same as the first and last TT ranks, but the HOSVD-TROM compression factor (not shown) was slightly worse than those of TT-TROM. The higher TT ranks for  $\tilde{\Psi}$  than for  $\tilde{\Phi}$  indicate a higher variability in  $\mathbf{f}$ -snapshots compared to that of  $\mathbf{u}$ -snapshots. We shall see that this high variability results into a dramatic accuracy gain of TROMs compared to conventional POD-DEIM ROM.

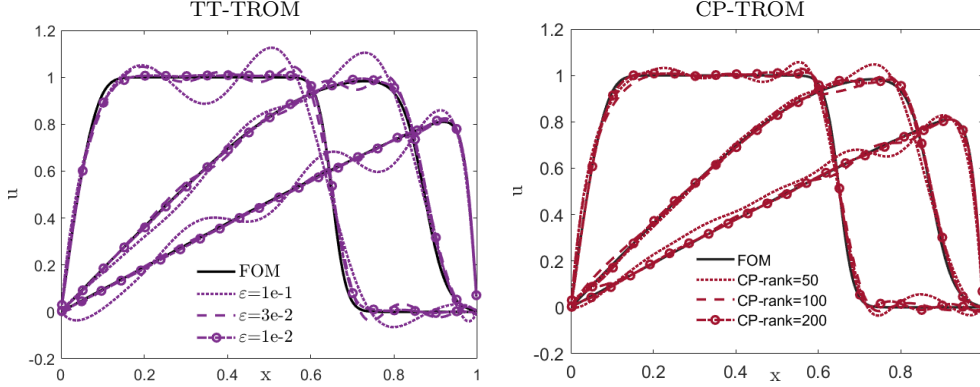


FIG. 2. FOM and TROM solutions of the discretized Burgers equation at times  $t = 0.05, 0.5, 1$  for out-of-sample parameter values  $\alpha_1 = 0.013$  and  $\alpha_2 = 0.633$ .

To assess the effect of tensor compression accuracy on the TROM solutions, we choose an out-of-sample parameter vector  $\alpha = (0.013, 0.633)^T \notin \tilde{\mathcal{A}}$  and compute the corresponding TT-TROM solution at  $t = 0.05, 0.5, 1$  taking  $n_\Theta = \tilde{R}_{D+1}^\Phi$ ,  $\Theta \in \{\Phi, \Psi\}$ , i.e., for the local reduced spaces of the largest possible dimension, see the bound in (5.19). The resulting solution is displayed in Figure 2 (left) where it is compared to FOM solution. HOSVD-TROM solutions were virtually identical to those given by TT-TROM, so we do not show them. We observe that while TT-TROM solutions for  $\varepsilon = 0.1$  are rather inaccurate, the results improve rapidly for smaller  $\varepsilon$  and appear almost on top of the FOM solution already for  $\varepsilon = 10^{-2}$ . We do not plot the TT-TROM solutions for  $\varepsilon = \{0.003, 10^{-3}\}$ , since they are visually indistinguishable from the FOM solution.

In Figure 2 (right) we present the results for a similar study for CP-TROM, where the CP-rank is prescribed rather than the targeted accuracy  $\varepsilon$ . The experiment is carried out for CP-rank= $\{50, 100, 200, 300, 500\}$  (further increase in CP-rank leads to very slow convergence of the ALS method [25] for computing CP LRTD). The corresponding compression accuracy of  $\tilde{\Phi}$  and  $\tilde{\Psi}$  is reported in the bottom part of Table 1. We observe that the best compression accuracy achieved by CP-TROM for  $\Psi$  is only  $2.82 \cdot 10^{-2}$  (for CP-rank=500). In Figure 2 (right) CP-TROM solutions are displayed for CP-rank=50, 100 with  $n_\Phi = 5$  and  $n_\Psi = 10$ , while for CP-rank=200 the dimensions of the local reduced spaces dimensions are taken to be  $n_\Phi = 7$  and  $n_\Psi = 16$ . This choice of  $n_\Phi$  and  $n_\Psi$  is consistent with TT-TROM local reduced space dimensions of comparable compression accuracy.

**7.1.2. Out-of-sample TROM performance.** In this series of experiments we examine the performance of TROMs for out-of-sample parameter values depending on the dimensions of the local  $\mathbf{u}$ - and  $\mathbf{f}$ -spaces, denoted by  $n_\Phi$  and  $n_\Psi$ , respectively. We use the same sampling set  $\tilde{\mathcal{A}}$  as in Section 7.1.1 and the same out-of-sample parameter vector  $\alpha = (0.013, 0.633)^T \notin \tilde{\mathcal{A}}$ . For both  $\Phi$  and  $\Psi$  tensors, we perform TT LRTD with  $\varepsilon = 10^{-5}$  and CP LRTD with CP-rank=200 resulting in CP approximation accuracy of  $\|\Phi - \tilde{\Phi}_{CP}\|_F = 1.3 \cdot 10^{-2}$  and  $\|\Psi - \tilde{\Psi}_{CP}\|_F = 5.6 \cdot 10^{-2}$ .

In Figure 3 we display both FOM and ROM solutions of the discretized Burgers equation at times  $t = 0.05, 0.5, 1$ , for increasing values of  $n_\Phi$  and  $n_\Psi$ . We observe that already for  $n_\Phi = 5$  and  $n_\Psi = 10$  both TT- and CP-TROM deliver reasonable approximations to the FOM solution.

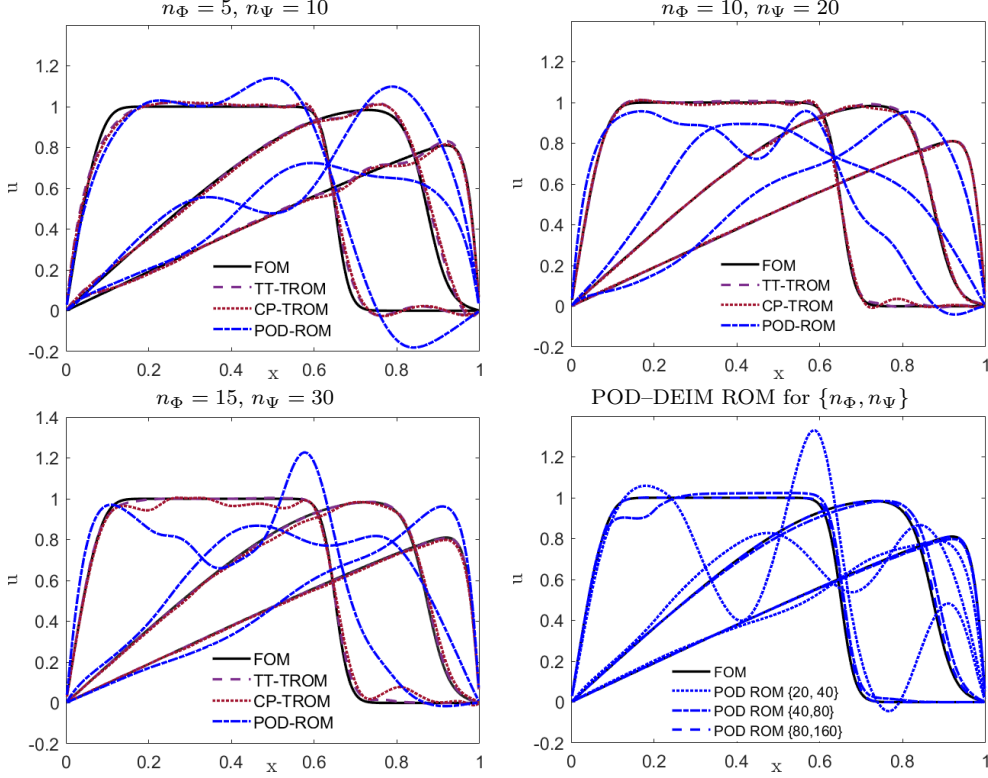


FIG. 3. FOM and TROM solutions of the Burgers equation at times  $t = 0.05, 0.5, 1$  for out-of-sample parameter values  $\alpha_1 = 0.013$  and  $\alpha_2 = 0.633$ , and increasing dimensions of the local  $\mathbf{u}$ - and  $\mathbf{f}$ -spaces,  $n_\Phi$  and  $n_\Psi$ , respectively. The right-bottom plot shows POD-DEIM ROM solutions for even higher values of  $n_\Phi$  and  $n_\Psi$ .

Increasing local reduced space dimensions to  $n_\Phi = 10$  and  $n_\Psi = 20$ , results in TROM solutions that almost match the FOM solutions. Remarkably, the further increase to  $n_\Phi = 15$  and  $n_\Psi = 30$  leads to CP-TROM solutions with some spurious oscillations, while TT-TROM solution provides a highly accurate approximation to the FOM solution. We attribute this degrade of CP-TROM to the failure of CP to approximate the snapshot tensors well for CP-rank=200 resulting in spurious higher order singular vectors in the bases  $\mathbf{U}_n$  and/or  $\mathbf{Y}_n$ . We display in all plots in Figure 3 solutions obtained with the conventional POD-DEIM ROM approach for the same dimensions  $n_\Phi$  and  $n_\Psi$ . For all the dimensions considered POD-DEIM ROM fails to capture the behavior of the FOM solution. The right-bottom plot suggests that only for dimensions close to FOM size, it is possible for POD-DEIM ROM to ensure high quality of the solution, which defeats the purpose of model reduction.

The dramatic gain in the ROM solution quality offered by the TROM compared to POD-DEIM ROM, as observed in Figure 3, can be understood by exploring the relative approximation error of LRTD versus POD in terms of their *effective rank*. For LRTD employed in TROM we define the relative approximation errors for the  $\mathbf{u}$ - and  $\mathbf{f}$ - snapshot tensors as

$$(7.7) \quad E_\Phi = \|\Phi - \tilde{\Phi}\|_F / \|\Phi\|_F, \quad E_\Psi = \|\Psi - \tilde{\Psi}\|_F / \|\Psi\|_F$$

respectively. For the truncated SVD employed by POD-DEIM ROM the relative errors are

$$(7.8) \quad E_\Phi = \|\Phi_{(1)} - \tilde{\Phi}_{(1)}\|_F / \|\Phi_{(1)}\|_F, \quad E_\Psi = \|\Psi_{(1)} - \tilde{\Psi}_{(1)}\|_F / \|\Psi_{(1)}\|_F,$$

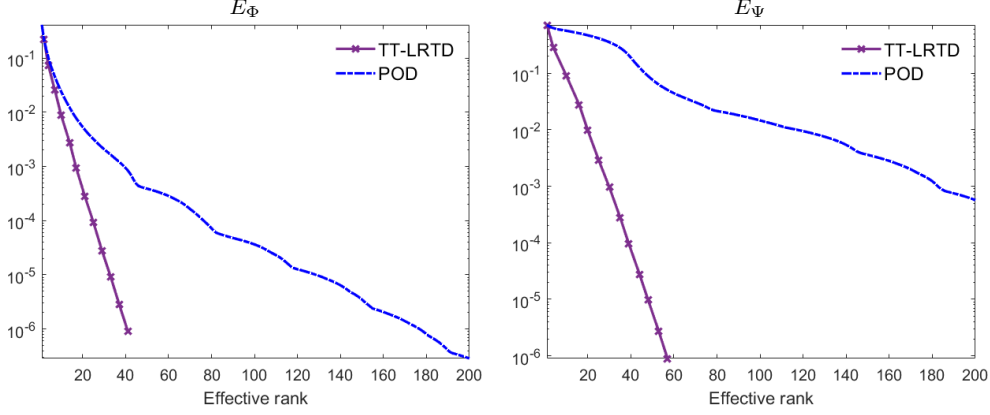


FIG. 4. Relative errors of TT-LRTD snapshot tensor approximations (7.7) and POD (7.8) versus their effective ranks.

where  $\Theta_{(1)}$  are the 1-mode unfolding matrices of the snapshot tensors  $\Theta$ , and  $\tilde{\Theta}_{(1)}$  are their truncated SVDs for both  $\Theta \in \{\Phi, \Psi\}$ . The effective ranks for TT- and HOSVD-LRTD are defined as  $\tilde{R}_{D+1}$  from (4.6) and  $\tilde{N}$  from (4.5) respectively. In practice, TT and HOSVD effective ranks are essentially the same, so we only report the errors (7.7) for TT-LRTD. For the truncated SVD of POD-DEIM ROM the effective rank is just the number of singular values/vectors kept in  $\tilde{\Theta}_{(1)}$ ,  $\Theta \in \{\Phi, \Psi\}$ . Figure 4 shows that for the same effective rank TT-LRTD provides a significantly smaller relative error compared to the truncated SVD for both  $\mathbf{u}$ - and  $\mathbf{f}$ -snapshot approximations. Moreover, the accuracy gain is especially pronounced for approximating  $\mathbf{f}$ -snapshots.

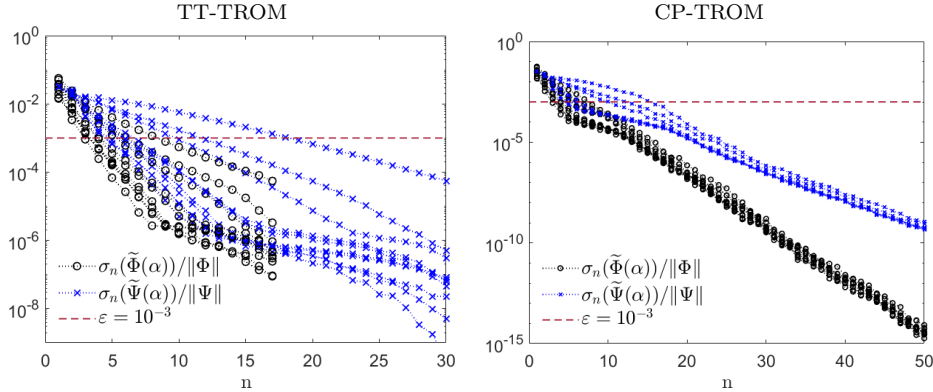


FIG. 5. Scaled singular values of local spansot matrices  $\tilde{\Phi}(\alpha)$  and  $\tilde{\Psi}(\alpha)$  defined in (5.5) for 10 random realizations of out-of-sample parameters  $\alpha \notin \hat{\mathcal{A}}$  for TT-TROM with  $\varepsilon = 10^{-3}$  and CP-TROM with CP-rank=200, showing  $\sigma_n(\tilde{\Theta}(\alpha))$ , for  $n = 1, \dots, 50$ ,  $\tilde{\Theta} \in \{\tilde{\Phi}, \tilde{\Psi}\}$ .

Results in Figure 3 suggest that TT-TROM solutions are reasonably accurate even for the local dimensions lower than those given by the last TT rank:  $n_\Theta < \tilde{R}_{D+1}^\Theta$ ,  $\Theta \in \{\Phi, \Psi\}$ . This behavior is explained by the left plot in Figure 5, which shows the scaled singular values of the local snapshot matrices  $\tilde{\Phi}(\alpha)$  and  $\tilde{\Psi}(\alpha)$  for several random realizations of out-of-sample parameters  $\alpha \notin \hat{\mathcal{A}}$ . Note that  $\sigma(\tilde{\Phi}(\alpha))$  and  $\sigma(\tilde{\Psi}(\alpha))$  appear on the right-hand side of the TROM representation estimate (6.4) and DEIM interpolation estimate (6.7). While setting  $n_\Theta = \tilde{R}_{D+1}^\Theta$  makes the corresponding terms in (6.4) and (6.7) vanish, for smaller (but not too small) local

reduced space dimensions they are dominated by approximation terms and so do not affect the representation power of the local reduced spaces.

TABLE 2

TROM errors in  $H^1$ -norm for refined parameter space grid.  $\mathcal{A}_{100}$  is a set of 100 pairs of randomly drawn out-of-sample parameters.

$K_1 \times K_2$	$2 \times 4$	$4 \times 8$	$8 \times 16$	$16 \times 32$	$32 \times 64$
$\frac{\sum_{\alpha \in \mathcal{A}_{100}} \int_{0.5}^1 \int_0^1  (u_{\text{true}} - u_{\text{pod}})_x ^2 dx dt}{\sum_{\alpha \in \mathcal{A}_{100}} \int_{0.5}^1 \int_0^1  (u_{\text{true}})_x ^2 dx dt}$	0.244	0.104	0.035	0.025	0.026
$\frac{\max_{\alpha \in \mathcal{A}_{100}} \int_{0.5}^1 \int_0^1  (u_{\text{true}} - u_{\text{pod}})_x ^2 dx dt}{\max_{\alpha \in \mathcal{A}_{100}} \int_{0.5}^1 \int_0^1  (u_{\text{true}})_x ^2 dx dt}$	0.442	0.204	0.060	0.030	0.033

Finally we examine the dependence of TROM solution accuracy on the sampling refinement for the parameter space. Table 2 shows errors in the  $L^2(H^1)$  norm, which is a natural norm for parabolic problems. The error is averaged and maximal over 100 pairs of out-of-sample parameters randomly drawn. We see that the error decays with refining the parameter grid as predicted by the representation estimate with saturation achieved for  $16 \times 32$ .

**7.2. Parameterized 2D Allen–Cahn equation.** The second example we consider is a 2D Allen–Cahn equation, a phase-field model of a phase separation process in  $\Omega$  with a transition between order and disorder states. The model characterizes state of matter at  $\mathbf{x} \in \Omega$  by a smooth indicator function  $u(t, \mathbf{x})$ , solving

$$(7.9) \quad u_t = \alpha_1^2 \Delta u - f(u), \quad \text{for } \mathbf{x} \in (0, 1)^2, \quad t \in (0, T),$$

with zero Neumann boundary conditions and the initial condition described below. The nonlinear term is  $f(u) = F'(u)$ , where  $F(u) = u^2(1 - u)^2 + \frac{\alpha_2}{10}(u^4 - \frac{1}{2}u)$  is a double-well Ginzburg–Landau potential to allow for phase separation. The parameter  $\alpha_1 > 0$  is the characteristic width of the transition region between the two phases, and  $\alpha_2 \in [0, 1]$  defines energy levels of pure phases with  $\alpha_2 > 0$  corresponding to an asymmetric potential.

To obtain a dynamical system of the form (2.1), we discretize (7.9) using a standard second-order finite difference scheme on a uniform grid with  $M = 150^2$  nodes and mesh size  $h = 1/\sqrt{M}$ . This yields  $\mathbf{A}_\alpha \in \mathbb{R}^{M \times M}$  that depends on  $\alpha_1$  only. The non-linear term  $\mathbf{f}_\alpha(\mathbf{u}) = F'(\mathbf{u})$  depends on  $\alpha$  and is being computed with the powers of  $\mathbf{u} \in \mathbb{R}^M$  taken entrywise.

To generate FOM snapshots for (7.9) we apply a semi-implicit second-order time stepping scheme with uniform time step  $\Delta t$ : for each  $\hat{\alpha}_k \in \hat{\mathcal{A}}$ , given  $\phi_j(\hat{\alpha}_k)$  and  $\phi_{j-1}(\hat{\alpha}_k)$  in  $\mathbb{R}^M$ , find  $\phi_{j+1}(\hat{\alpha}_k)$  satisfying

$$(7.10) \quad \frac{3\phi_{j+1}(\hat{\alpha}_k) - 4\phi_j(\hat{\alpha}_k) + \phi_{j-1}(\hat{\alpha}_k)}{2\Delta t} + \beta_s (\phi_{j+1}(\hat{\alpha}_k) - 2\phi_j(\hat{\alpha}_k) + \phi_{j-1}(\hat{\alpha}_k)) = \mathbf{A}_{\hat{\alpha}_k} \phi_{j+1}(\hat{\alpha}_k) - \mathbf{f}_{\hat{\alpha}}(2\phi_j(\hat{\alpha}_k) - \phi_{j-1}(\hat{\alpha}_k)),$$

for  $j = 1, 2, \dots, N$ ,  $\Delta t = T/N$ ,  $T = 20$ ,  $N = 200$  and  $k = 1, \dots, K$ . Here  $\beta_s > 0$  is the stabilization parameter [37] to allow the explicit treatment of the non-linear term.

The first step of (7.10) is performed using BDF1 for the initial condition  $\phi_0(\hat{\alpha}_k)$  with a varying ratio of the areas occupied by each state, as shown in Figure 6. The initial snapshots  $\phi_0$  are computed themselves with FOM simulations of the discretized equation (7.9) on  $t \in (0, 1)$  with  $\alpha_1 = 0.01$  and  $\alpha_2 = 0$  from the initial random Bernoulli distribution with probability of  $u = 1$  equal to  $p_b \in \{0.50, 0.51, 0.52\}$ , respectively, at each of  $M$  nodes of the spatial discretization

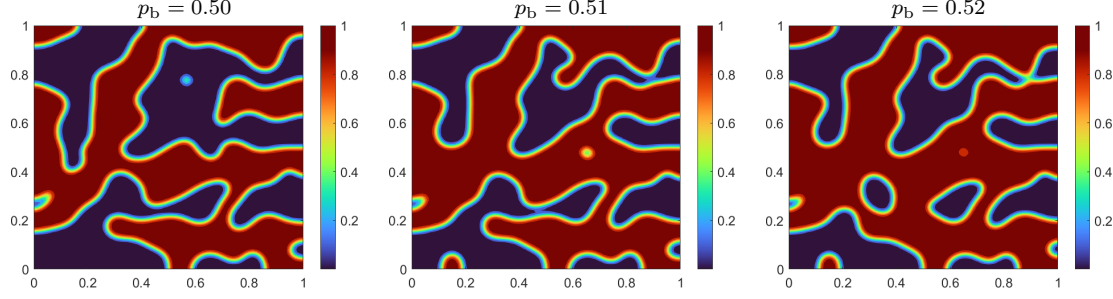


FIG. 6. Initial conditions  $\phi_0(\hat{\alpha})$  for three different values of  $p_b \in \{0.50, 0.51, 0.52\}$ .

grid. Thus, we consider a three-parameter system, i.e.,  $D = 3$ , with the parameter domain  $\mathcal{A} = (0, \infty) \times [0, 1] \times (0, 1)$ .

Once the  $\mathbf{u}$ -snapshots are calculated via (7.10),  $\mathbf{f}$ -snapshots are simply

$$(7.11) \quad \psi_j(\hat{\alpha}_k) = -\mathbf{f}_{\hat{\alpha}}(2\phi_j(\hat{\alpha}_k) - \phi_{j-1}(\hat{\alpha}_k)), \quad j = 1, 2, \dots, N, \quad k = 1, \dots, K.$$

We use a grid of 8 log-uniformly distributed  $\hat{\alpha}_1^j$  values in  $[0.01, 0.025]$ , three values of  $\hat{\alpha}_2^j \in \{0, 0.15, 0.3\}$  and three values of  $\hat{\alpha}_3^j \in \{0.50, 0.51, 0.52\}$  to define the sampling set  $\hat{\mathcal{A}}$ .

TABLE 3  
Compression ranks  $[\tilde{R}_1^\Theta, \tilde{R}_2^\Theta, \tilde{R}_3^\Theta, \tilde{R}_4^\Theta]$ ,  $\Theta \in \{\Phi, \Psi\}$ , for TT-TROM versus compression accuracy  $\varepsilon$  and the corresponding compression factors.

$\varepsilon$	0.1	0.01	$10^{-3}$	$10^{-4}$	$10^{-5}$
$\tilde{\Phi}$ TT-ranks	[13, 6, 3, 2]	[79, 35, 13, 6]	[221, 90, 35, 15]	[442, 155, 63, 26]	[741, 229, 94, 38]
$\tilde{\Psi}$ TT-ranks	[120, 46, 16, 8]	[340, 129, 47, 20]	[646, 216, 87, 35]	[1013, 307, 127, 50]	[1405, 399, 165, 65]
CF( $\Phi$ )	$4.629 \cdot 10^5$	$1.364 \cdot 10^5$	1902	555	226
CF( $\Psi$ )	6921	870	274	123	69

In the first experiment we study in-sample representation capacity of TT-TROM and compare it to that of POD-DEIM ROM. In Figure 7 we display the FOM, TT-TROM and POD-DEIM ROM solutions of discretized Allen-Cahn equation at the terminal time  $t = T = 20$  for two in-sample parameter vectors. The TT-TROM solution was computed for tensor compression accuracy  $\varepsilon = 10^{-5}$ . Decreasing compression accuracy to  $\varepsilon = 10^{-3}$  did not lead to a visual difference in TT-TROM solutions. The corresponding tensor ranks and compression factors for different values of  $\varepsilon$  are summarized in Table 3. We observe that while TT-TROM with the modest local reduced space dimensions  $n_\Phi = n_\Psi = 20$  predicts the pattern evolution very well, the conventional POD-DEIM ROM is inaccurate.

Next, we repeat the experiment for out-of-sample parameter values. We display in Figure 8 the FOM, TT-TROM and POD-DEIM ROM solutions of discretized Allen-Cahn equation at the terminal time  $t = T = 20$  for two out-of-sample parameter vectors. We observe again an excellent prediction offered by TT-TROM, although the relative  $L^2(0, T, L^2(\Omega))$  error increased from about  $10^{-5}$  for the in-sample case to about  $10^{-2}$  for the out-of-sample case. Similarly, POD-DEIM ROM once again fails to accurately predict the solutions.

Finally, we examine the effect of varying tensor compression accuracy  $\varepsilon$  on TROM solution accuracy and compression ranks. In Figure 9 we display the TT-TROM solutions of discretized Allen-Cahn equation at  $t = T = 20$  for an out-of-sample parameter vector  $\alpha = (0.012, 0.1, 0.51)^T$  for the three different values of  $\varepsilon = 10^{-1}, 10^{-2}, 10^{-3}$  with local reduced space dimensions equal to the effective ranks, i.e.,  $n_\Theta = \tilde{R}_4^\Theta$  for both  $\Theta \in \{\Phi, \Psi\}$ . In Table 3 we observe a large ratio of the first to last TT-ranks which is even higher than that for the example in Section 7.1. This explains

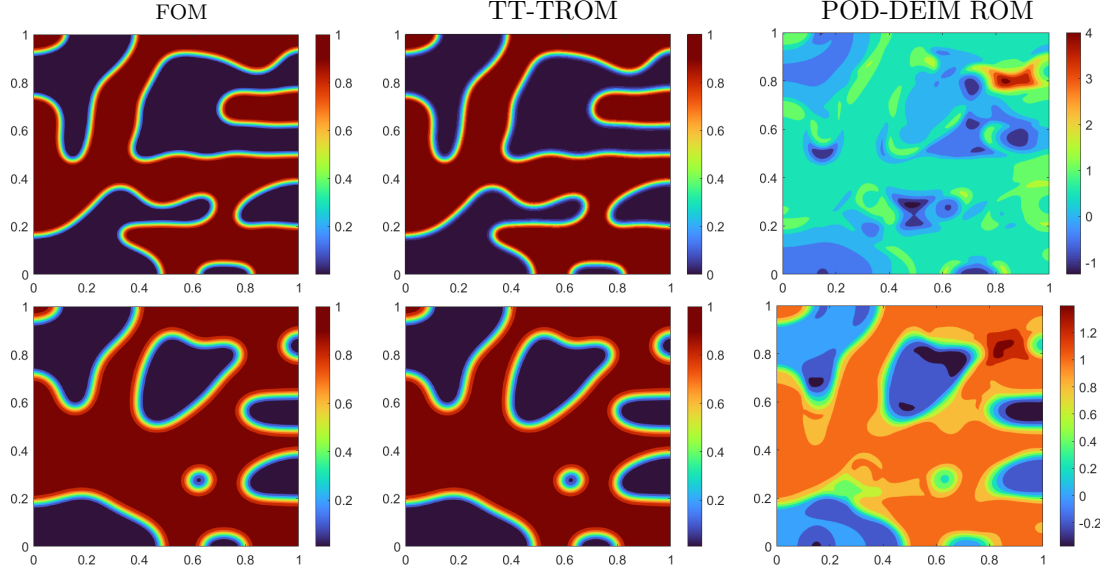


FIG. 7. *FOM, TT-TROM and POD-DEIM ROM solutions of the Allen-Cahn equation at  $t = T = 20$  for two **in-sample** parameter vectors:  $\alpha = (0.01, 0, 0.5)^T$  (top row) and  $\alpha = (0.013, 0.15, 0.52)^T$  (bottom row).*

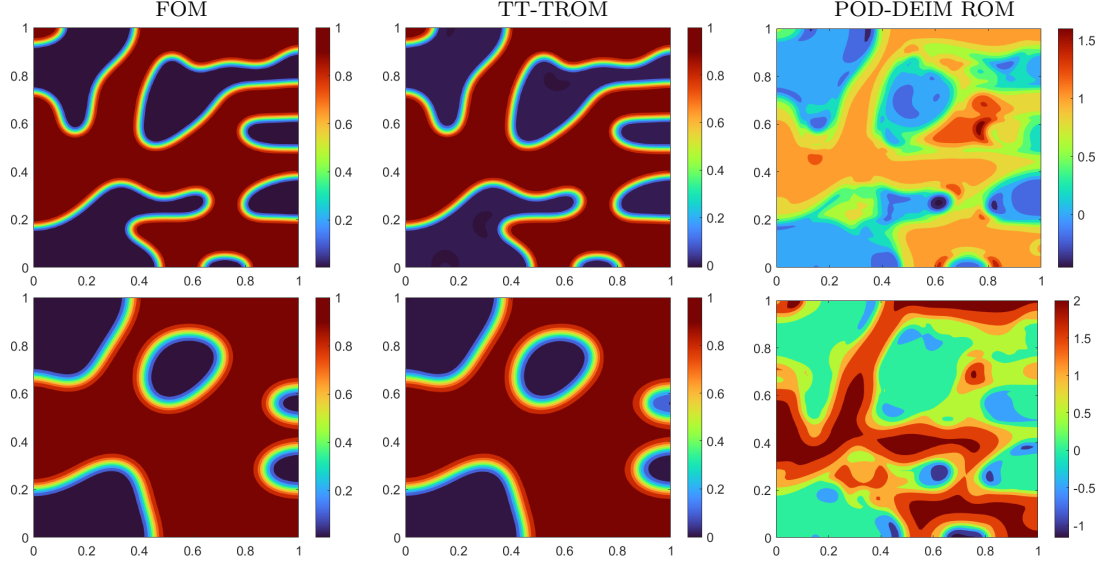


FIG. 8. *FOM, TT-TROM and POD-DEIM ROM solutions of the Allen-Cahn equation at  $t = T = 20$  for two **out-of-sample** parameter vectors:  $\alpha = (0.012, 0.1, 0.51)^T$  (top row) and  $\alpha = (0.02, 0.2, 0.51)^T$  (bottom row).*

a vast accuracy gain offered by the TT-TROM compared to the conventional POD-DEIM ROM. Indeed, POD-DEIM ROM performs poorly for this example with solutions being inaccurate even for larger local spaces dimensions, as demonstrated in Figure 10.

**8. Conclusions.** We introduced a Galerkin-type model order reduction framework for non-linear parametric dynamical systems that utilizes LRTD in place of POD for both projection and hyper-reduction steps. The LRTD is applied to find “universal” reduced spaces representing all



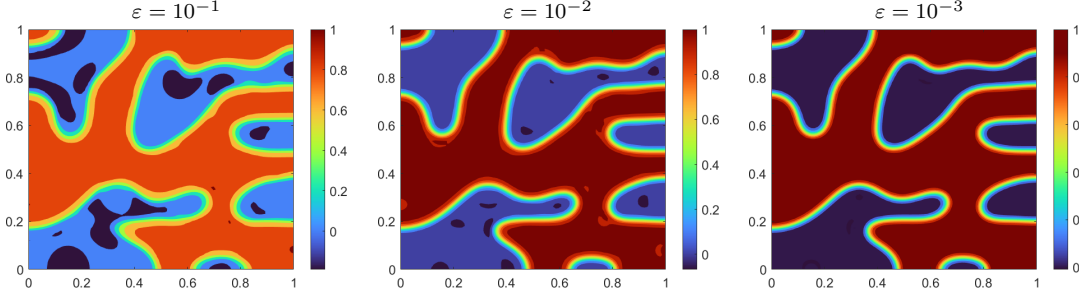


FIG. 9. *TT-TROM solutions of the Allen-Cahn equation for varying tensor compression accuracy  $\varepsilon$ .*

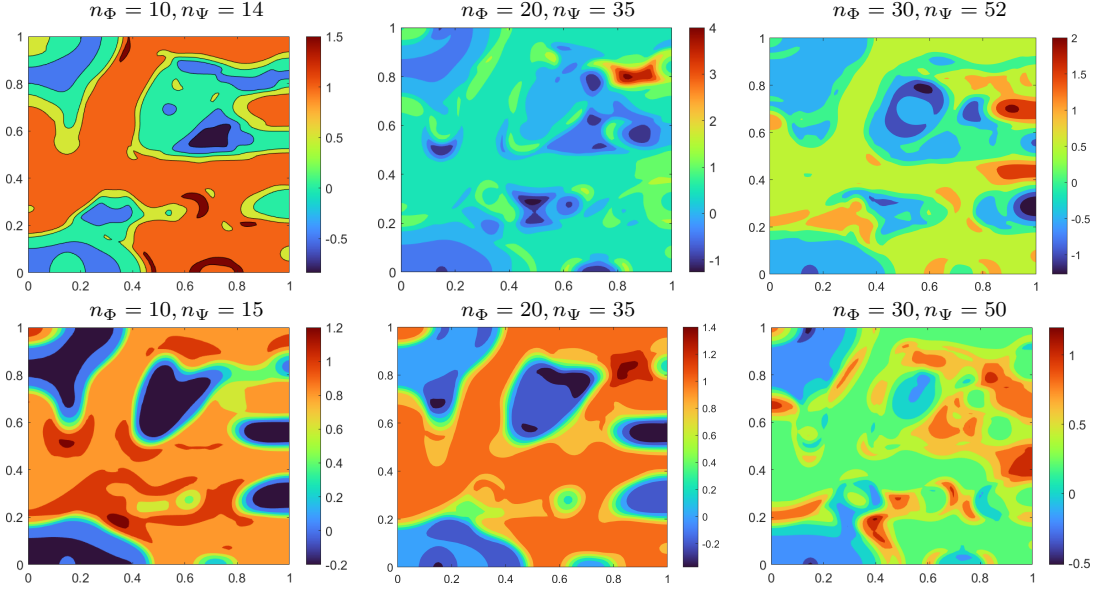


FIG. 10. *POD-DEIM ROM solutions of the Allen-Cahn equation at  $t = T = 20$  for two parameter vectors:  $\alpha = (0.01, 0, 0.50)^T$  (top row) and  $\alpha = (0.013, 0.15, 0.52)^T$  (bottom row) for increasing dimensions  $n_\Phi$  and  $n_\Psi$  of local reduced spaces (from left to right). Some combinations of parameter values and local reduced space dimensions lead to the blow-up of the numerical solution, e.g., for  $\alpha = (0.013, 0.15, 0.52)^T$  and  $n_\Phi = 10, n_\Psi = 15$ .*

observed snapshots *and* it is also used for finding “local” parameter-specific reduced subspaces of these larger universal spaces. If HOSVD or TT algorithms are employed to compute LRTD of snapshot tensors, then the universal spaces coincide with the POD spaces for the matrices of all observed snapshots. In this case, the proposed TROM can be also thought of as a tensor modification of the conventional POD-DEIM model reduction approach that benefits from the intrinsic tensor structure of a parametric system in several ways: (i) it provides means to find local spaces; (ii) it allows interpolation in the parameter domain directly in the reduced order spaces and thus enables efficient handling of parameters outside of the training set; (iii) it admits a rigorous analysis of the representation power of the reduced spaces for general parameter values.

We assessed the performance of three LRTD variants for model order reduction, based on CP, HOSVD and TT tensor formats. While TT was found to have a slight edge over HOSVD in terms of compression rates for the examples considered, the CP variant is in general more time consuming to compute and delivers worse approximation quality. Another variation considered

is the approach to hyper-reduction in a two-stage setting. Out of the two variants we prefer the one with DEIM at the offline stage and local least squares at the online stage, since it performs similarly to the approach with DEIM on both stages, but also admits interpolation estimate for the local basis with a bound that is independent of parameters.

We note that for large scale FOMs and higher-dimensional parameter spaces, sampling full snapshot tensors may become prohibitively expensive. One approach to decrease the associated offline costs can be the use of low-rank tensor completion for finding LRTD from a small number of sampled parameter values. We plan to consider such an approach in a future work.

**Acknowledgments.** M.O. was supported in part by the U.S. National Science Foundation under awards DMS-2011444 and DMS-1953535. This material is based upon research supported in part by the U.S. Office of Naval Research under award number N00014-21-1-2370 to A.M.

## REFERENCES

- [1] D. AMSALLEM AND C. FARHAT, *Interpolation method for adapting reduced-order models and application to aeroelasticity*, AIAA journal, 46 (2008), pp. 1803–1813.
- [2] D. AMSALLEM, M. J. ZAHR, AND C. FARHAT, *Nonlinear model order reduction based on local reduced-order bases*, International Journal for Numerical Methods in Engineering, 92 (2012), pp. 891–916.
- [3] A. C. ANTOUNAS, D. C. SORESENSEN, AND S. GUGERCIN, *A survey of model reduction methods for large-scale systems*, tech. report, 2000.
- [4] U. BAUR, C. BEATTIE, P. BENNER, AND S. GUGERCIN, *Interpolatory projection methods for parameterized model reduction*, SIAM Journal on Scientific Computing, 33 (2011), pp. 2489–2518.
- [5] P. BENNER, S. DOLGOV, A. ONWUNTA, AND M. STOLL, *Low-rank solvers for unsteady stokes–brinkman optimal control problem with random data*, Computer Methods in Applied Mechanics and Engineering, 304 (2016), pp. 26–54.
- [6] ———, *Solving optimal control problems governed by random navier-stokes equations using low-rank methods*, arXiv preprint arXiv:1703.06097, (2017).
- [7] P. BENNER AND L. FENG, *A robust algorithm for parametric model order reduction based on implicit moment matching*, in Reduced order methods for modeling and computational reduction, Springer, 2014, pp. 159–185.
- [8] P. BENNER, S. GUGERCIN, AND K. WILLCOX, *A survey of projection-based model reduction methods for parametric dynamical systems*, SIAM review, 57 (2015), pp. 483–531.
- [9] P. BENNER, A. ONWUNTA, AND M. STOLL, *Low-rank solution of unsteady diffusion equations with stochastic coefficients*, SIAM/ASA Journal on Uncertainty Quantification, 3 (2015), pp. 622–649.
- [10] S. L. BRUNTON, J. L. PROCTOR, AND J. N. KUTZ, *Discovering governing equations from data by sparse identification of nonlinear dynamical systems*, Proceedings of the national academy of sciences, 113 (2016), pp. 3932–3937.
- [11] T. BUI-THANH, K. WILLCOX, AND O. GHATTAS, *Model reduction for large-scale systems with high-dimensional parametric input space*, SIAM Journal on Scientific Computing, 30 (2008), pp. 3270–3288.
- [12] J. D. CARROLL AND J.-J. CHANG, *Analysis of individual differences in multidimensional scaling via an  $n$ -way generalization of “eckart-young” decomposition*, Psychometrika, 35 (1970), pp. 283–319.
- [13] S. CHATURANTABUT AND D. C. SORESENSEN, *Nonlinear model reduction via discrete empirical interpolation*, SIAM Journal on Scientific Computing, 32 (2010), pp. 2737–2764.
- [14] L. DE LATHAUWER, B. DE MOOR, AND J. VANDEWALLE, *A multilinear singular value decomposition*, SIAM journal on Matrix Analysis and Applications, 21 (2000), pp. 1253–1278.
- [15] J. L. EFTANG, D. J. KNEZEVIC, AND A. T. PATERA, *An  $hp$  certified reduced basis method for parametrized parabolic partial differential equations*, Mathematical and Computer Modelling of Dynamical Systems, 17 (2011), pp. 395–422.
- [16] J. L. EFTANG, A. T. PATERA, AND E. M. RÖNQVIST, *An “ $hp$ ” certified reduced basis method for parametrized elliptic partial differential equations*, SIAM Journal on Scientific Computing, 32 (2010), pp. 3170–3200.
- [17] S. GUGERCIN AND A. C. ANTOUNAS, *A survey of model reduction by balanced truncation and some new results*, International Journal of Control, 77 (2004), pp. 748–766.
- [18] W. HACKBUSCH, *Tensor spaces and numerical tensor calculus*, vol. 42, Springer, 2012.
- [19] P. HARTMAN, *Ordinary Differential Equations*, vol. 590, John Wiley and Sons, 1964.
- [20] J. S. HESTHAVEN, G. ROZZA, AND B. STAMM, *Certified reduced basis methods for parametrized partial differential equations*, vol. 590, Springer, 2016.
- [21] F. L. HITCHCOCK, *The expression of a tensor or a polyadic as a sum of products*, Journal of Mathematics and Physics, 6 (1927), pp. 164–189.



- [22] S. KASTIAN, D. MOSER, L. GRASEDYCK, AND S. REESE, *A two-stage surrogate model for neo-hookean problems based on adaptive proper orthogonal decomposition and hierarchical tensor approximation*, Computer Methods in Applied Mechanics and Engineering, 372 (2020), p. 113368.
- [23] G. KERSCHEN, J.-C. GOLINVAL, A. F. VAKAKIS, AND L. A. BERGMAN, *The method of proper orthogonal decomposition for dynamical characterization and order reduction of mechanical systems: an overview*, Nonlinear dynamics, 41 (2005), pp. 147–169.
- [24] H. A. KIERS, *Towards a standardized notation and terminology in multiway analysis*, Journal of Chemometrics: A Journal of the Chemometrics Society, 14 (2000), pp. 105–122.
- [25] T. G. KOLDA AND B. W. BADER, *Tensor decompositions and applications*, SIAM review, 51 (2009), pp. 455–500.
- [26] D. KRESSNER AND C. TOBLER, *Low-rank tensor krylov subspace methods for parametrized linear systems*, SIAM Journal on Matrix Analysis and Applications, 32 (2011), pp. 1288–1316.
- [27] K. LEE, H. C. ELMAN, AND B. SOUSEDIK, *A low-rank solver for the navier–stokes equations with uncertain viscosity*, SIAM/ASA Journal on Uncertainty Quantification, 7 (2019), pp. 1275–1300.
- [28] Y. LIANG, H. LEE, S. LIM, W. LIN, K. LEE, AND C. WU, *Proper orthogonal decomposition and its applications—part i: Theory*, Journal of Sound and vibration, 252 (2002), pp. 527–544.
- [29] Y. LIANG, W. LIN, H. LEE, S. LIM, K. LEE, AND H. SUN, *Proper orthogonal decomposition and its applications—part ii: Model reduction for mems dynamical analysis*, Journal of Sound and Vibration, 256 (2002), pp. 515–532.
- [30] J. L. LUMLEY, *The structure of inhomogeneous turbulent flows*, Atmospheric turbulence and radio wave propagation, (1967).
- [31] A. V. MAMONOV AND M. A. OLSHANSKII, *Interpolatory tensorial reduced order models for parametric dynamical systems*, Computer Methods in Applied Mechanics and Engineering, 397 (2022), p. 115122.
- [32] A. NOUY, *Low-rank tensor methods for model order reduction*, arXiv preprint arXiv:1511.01555, (2015).
- [33] ———, *Low-rank methods for high-dimensional approximation and model order reduction*, Model reduction and approximation, P. Benner, A. Cohen, M. Ohlberger, and K. Willcox, eds., SIAM, Philadelphia, PA, (2017), pp. 171–226.
- [34] I. OSELEDETS AND E. TYRTYSHNIKOV, *Tt-cross approximation for multidimensional arrays*, Linear Algebra and its Applications, 432 (2010), pp. 70–88.
- [35] I. V. OSELEDETS, *Tensor-train decomposition*, SIAM Journal on Scientific Computing, 33 (2011), pp. 2295–2317.
- [36] M. RATHINAM AND L. R. PETZOLD, *A new look at proper orthogonal decomposition*, SIAM Journal on Numerical Analysis, 41 (2003), pp. 1893–1925.
- [37] J. SHEN AND X. YANG, *Numerical approximations of allen-cahn and cahn-hilliard equations*, Discrete & Continuous Dynamical Systems, 28 (2010), p. 1669.
- [38] L. SIROVICH, *Turbulence and the dynamics of coherent structures. i. coherent structures*, Quarterly of applied mathematics, 45 (1987), pp. 561–571.
- [39] N. T. SON, *A real time procedure for affinely dependent parametric model order reduction using interpolation on grassmann manifolds*, International Journal for Numerical Methods in Engineering, 93 (2013), pp. 818–833.
- [40] L. R. TUCKER, *Some mathematical notes on three-mode factor analysis*, Psychometrika, 31 (1966), pp. 279–311.