

# Quality vs. Quantity of Data in Contextual Decision-Making: Exact Analysis under Newsvendor Loss

Omar Besbes, Will Ma, Omar Mouchtaki  
Columbia University, Graduate School of Business  
{ob2105,wm2428,om2316}@gsb.columbia.edu

February 17, 2023

## Abstract

When building datasets, one needs to invest time, money and energy to either aggregate more data or to improve their quality. The most common practice favors quantity over quality without necessarily quantifying the trade-off that emerges. In this work, we study data-driven contextual decision-making and the performance implications of quality and quantity of data. We focus on contextual decision-making with a Newsvendor loss. This loss is that of a central capacity planning problem in Operations Research, but also that associated with quantile regression. We consider a model in which outcomes observed in similar contexts have similar distributions and analyze the performance of a classical class of kernel policies which weigh data according to their similarity in a contextual space. We develop a series of results that lead to an *exact* characterization of the worst-case expected regret of these policies. This exact characterization applies to any sample size and any observed contexts. The model we develop is highly flexible, and captures the case of partially observed contexts. This exact analysis enables to unveil new structural insights on the learning behavior of uniform kernel methods: i) the specialized analysis leads to very large improvements in quantification of performance compared to state of the art general purpose bounds. ii) we show an important non-monotonicity of the performance as a function of data size not captured by previous upper bounds; and iii) we show that in some regimes, a little increase in the quality of the data can dramatically reduce the amount of samples required to reach a performance target. All in all, our work demonstrates that it is possible to quantify in a precise fashion the interplay of data quality and quantity, and performance in a central problem class. It also demonstrates the need for problem specific bounds in order to understand the trade-offs at play.

**keywords:** data-driven stochastic optimization, empirical risk minimization, k-nearest neighbors, contextual newsvendor, worst-case regret

# 1 Introduction

When optimizing under uncertainty, a decision-maker needs to leverage past data in order to make a decision before the realization of an unknown future outcome. However, in practice the context, i.e., the conditions, under which the decision is made highly impacts the outcome distribution. Faced with a new context, under which no or little previous data has been collected, a classical approach consists in using data that were observed in *similar* contexts. In this setting, an important trade-off emerges: should one use more data by considering contexts that are further away and thus less similar to the context of interest, or does a limited amount of closely related data induce a better performance? More broadly, what is the interplay between data size, data quality and achievable performance? This work aims to provide answers for these broad conceptual questions.

To the best of our knowledge, while it is widely recognized that good quality data is necessary to achieve good performance with data-driven decisions, there is no quantitative understanding of the trade-off between these quantities. Instead, much of the literature has focused on the neighboring problem of quantifying the trade-off between model complexity and the size of the training dataset in order to avoid overfitting. However, understanding the quality of data is equally (if not more) important since poor training sets limit the best achievable performance by *any* algorithm.

In this work, we analyze this trade-off by quantifying, for any sample size, the worst-case performance of a policy given a particular data quality. This enables to summarize the impact on performance of a fixed combination of quality and quantity through a single object. We use this object to answer the following question: how many samples does one need to achieve a given performance, as a function of the data quality?

Our results are specialized to the Newsvendor loss function, where the loss of action  $a$  under outcome  $y$  is  $c_o(a - y)$  if  $a > y$ , and  $c_u(y - a)$  otherwise.  $c_o$  and  $c_u$  are positive constants that measure the cost of  $a$  going “over” and “under”  $y$ , respectively. This loss function, also referred to as the quantile or “pinball” loss, exactly describes the challenge faced in the *Newsvendor* problem in which an inventory stocking decision  $a$  must be made without knowing the eventual demand  $y$ . The Newsvendor problem and its data-driven variants are foundational to the Operations Research literature. The Newsvendor loss function is also relevant to quantile regression, because its minimizer is a quantile when the distribution of outcome  $y$  is known.

We analyze a data-driven contextual Newsvendor problem in which the quality of data is measured by the dissimilarity of past contexts to the upcoming one and possibly unobserved contextual information. Our model only imposes a non-parametric *local* assumption on the data-generation process (see Definition 1). This assumption ensures that similar contexts lead to similar outcome

distributions and thus guarantee better quality.

## 1.1 Main Contributions

We measure performance by worst-case *regret*, which equals the “excess” expected loss of a policy’s action compared to the minimum loss possible had the distribution of outcome  $y$  been known.

### **Exact performance characterization of Local Empirical Risk Minimization (LERM).**

Our main methodological contribution is to characterize *exactly* the worst-case regret for a broad class of Kernel policies, which minimize a weighted empirical loss for the Newsvendor problem. In our formulation, the worst case is taken over all possible distributions satisfying a local constraint ensuring that similar contexts have similar outcome distributions. Our framework is highly flexible and our result can be applied to understand the performance of data-driven algorithms in various settings including the contextual case, or a setting with partially observed contexts. Our main result can informally be stated as follows.

**Theorem 1** (Informal main result). *For any sample size and any quality level of the data, the worst-case regret of a broad class of policies can be exactly quantified by reducing a non-convex constrained infinite-dimensional optimization problem to a one-dimensional optimization problem.*

To the best of our knowledge, previous works provide upper bounds on the regret or closely related quantities, typically based on concentration arguments (more on that in the literature review). In sharp contrast, our analysis obtains *exact* worst-case regret results. In other words, we are able to quantify all expected out of sample costs given a particular historical dataset. Our analysis leverages the structure of the Newsvendor loss as well as that of Kernel policies. In particular, we are able to derive the structure of worst-case distributions for any number of samples (i.e., any data quantity), any past context realizations, and any impact of unobservable contexts. In general, for a particular context of interest that is associated with the upcoming decision, data quality will be driven by how many historical contexts are near the upcoming context and also the possible impact of unobservables in the contexts.

The proof of our main result is obtained through a series of the reductions. We first leverage the local aspect of LERM policies, and the fact that it only uses similarity between contexts rather than context values, to simplify the problem to a context-free setting in which Nature’s problem only depends on the similarity function between contexts (Proposition 1). We then show that, under the Newsvendor loss, the LERM policies have a simple closed-form expression in terms of

order statistics. This allows to focus our analysis on the performance of order statistic policies (cf. Definition 3). We finally derive a sequence of reductions to simplify the initial problem.

- (i) We show that the worst-case performance for order statistic policies is achieved when the historical and out-of-sample distributions are Bernoulli distributions (Proposition 2). We thus reduce an infinite dimensional problem to an  $(n + 1)$ -dimensional optimization problem over the possible means of the Bernoulli distributions.
- (ii) This new problem, is still challenging as it is not necessarily convex. We complete our analysis by exploiting the monotonic behavior of the regret with respect to the means of the Bernoulli's to characterize the sequence of worst-case historical means (Proposition 3). Hence, we reduce the problem to a one-dimensional optimization problem over a bounded set which can be solved exactly through a line search.

**New insights on learning behavior.** As a consequence of our methodological contribution, we are able to develop new quantitative and qualitative insights on the learning behavior of central policies as a function of the number of samples and the quality of the data. In a setting where all contexts are unobservable, we compare the results we obtain to state-of-the art general purpose bounds from the literature. This comparison demonstrates that the performance of the ERM policy is significantly better than the one implied by previous general purpose bounds and uncovers a host of new granular insights that are only possible through exact analysis. Namely, the performance of Kernel policies improves considerably with the first few samples and then tapers off quickly. The worst-case regret is also non-monotone in the data size, a phenomenon that cannot be detected from earlier bounds.

In addition, our analysis allows to answer possible questions on the value of data quality improvement versus additional data collection—we plot a trade-off curve obtained from our analysis in Figure 1. Each curve presents the minimal number of samples required to guarantee a regret lower than some given performance target  $\rho$ , as a function of the data quality. If data quality is low due to a high amplitude of unobservable dissimilarity, then no amount of data is sufficient to achieve a target regret; the shaded region represents this for the target regret of  $\rho = 0.01$ . This curve reveals that the improvement of data quality can be a highly powerful lever in certain regions, significantly reducing global data requirements. Similar observations can be made when  $\rho = 0.0095$ .

All in all, our analysis implies that, for the Newsvendor problem, the first few samples improve guaranteed performance the most achieve almost the best possible worst-case performance given a particular quality of data. Once operating in that frontier regime, it may then be more valuable to improve the quality of the data rather than accumulating it. To understand data quality,

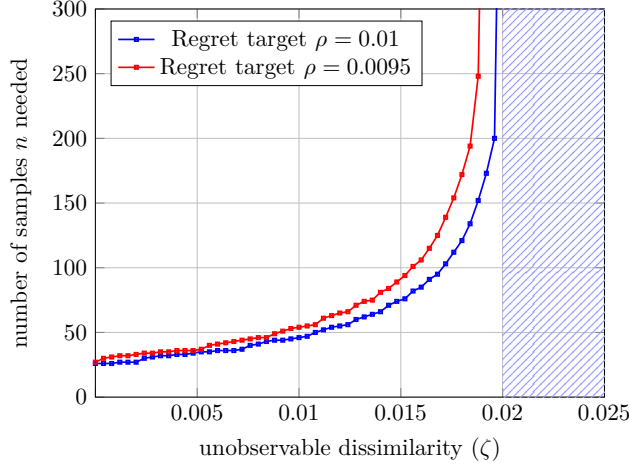


Figure 1: **Data Quality, Data Quantity and Performance.** The figure depicts the number of samples required to achieve a target worst-case regret under a given unobserved dissimilarity, using a smoothed randomized version of LERM (see Appendix C.2 for details). In this representative example,  $c_u = .9$ ,  $c_o = .1$ , and the demand support is  $[0, 1]$ .

data quantity and performance of decisions, our analysis highlights that general purpose upper bounds are grossly insufficient, and brings forward the need for problem specific results, but also demonstrates the possibility of quantifying precisely the trade-offs at play by exploiting problem structure.

## 1.2 Literature Review

**Data-driven stochastic optimization.** Our work broadly falls under the area of data-driven stochastic optimization, where samples are used to infer an unknown future distribution. In the absence of contexts, pioneering works [Kleywegt et al. \(2002\)](#); [Kim et al. \(2015\)](#) analyze ERM, also referred to as Sample Average Approximation. In the presence of contexts, a wide range of statistical learning methods have been developed and analyzed ([Vapnik, 1999](#); [Bousquet and Elisseeff, 2002](#); [Györfi et al., 2002](#)). Our paper differs by identifying exact worst-case regret for a specific decision problem.

More specifically related are papers on contextual decision problems ([Kao et al., 2009](#); [Donti et al., 2017](#); [Elmachtoub and Grigas, 2021](#); [Bertsimas and Koduri, 2022](#); [Kannan et al., 2022](#)). Closest to us is a line of work using “local” methods which approximate the empirical objective with Dirichlet processes ([Hannah et al., 2010](#)), k-Nearest Neighbor and Random Forest in single stage ([Bertsimas and Kallus, 2020](#)) or multi-stage problems ([Bertsimas and McCord, 2019](#)), and Nadaraya-Watson (NW) kernels ([Ban and Rudin, 2019](#); [Bertsimas and McCord, 2019](#); [Fu et al., 2021](#); [Srivastava et al., 2021](#)). [Kallus and Mao \(2022\)](#) introduce forest based weights that are tai-

lored to the downstream optimization problem. These papers consider methods similar in spirit to what we call LERM, but focus on consistency or concentration-inequality based upper bounds instead.

**News vendor problem.** Our work also relates to the analysis of the News vendor problem under partial information about the demand distribution (Scarf, 1958; Gallego and Moon, 1993; Perakis and Roels, 2008; See and Sim, 2010). When there are no contexts in the News vendor problem, Levi et al. (2007, 2015) establish probabilistic bounds on the relative regret of ERM, matching the rate lower bound derived in Cheung and Simchi-Levi (2019). Recently, Besbes and Mouchtaki (2021) characterize exactly the worst-case expected relative regret of ERM for any sample size, and also derive a minimax optimal policy and associated performance.

Turning to contextual News vendor, Ban and Rudin (2019) provide finite sample bounds on the performance of ERM with a linear hypothesis class and for some Kernel methods. Qi et al. (2021) analyze robust policies and Gao et al. (2021) establish a closed-form solution for a DRO problem under Wasserstein uncertainty and derive generalization bounds for their method. Under a “local” model similar to ours Fu et al. (2021) derive finite bounds for robustified Kernel methods. All these works rely on general purpose bounds established in the statistical learning literature, whereas our analysis is *specialized* for the News vendor loss function at hand. Meanwhile, Huber et al. (2019); Oroojlooyjadid et al. (2020); Qi et al. (2022) derive approaches for contextual News vendor based on neural-networks, which are focused on empirical performance instead of provable guarantees.

Other approaches have also been developed to account for heterogeneity without explicitly incorporating contextual information. Inspired by Bayesian settings, Gupta and Kallus (2022) explore the impact of data-pooling methods and Besbes et al. (2022) analyze, for multiple loss functions including News vendor, a context-free model of heterogeneity. Our work generalizes their model of heterogeneity and we provide tight finite sample guarantees whereas their result is asymptotic.

**Learning curves.** Our work also sheds light on the behavior of learning algorithms and on their learning curves (see the survey by Mohr and van Rijn (2022)). Data quality is acknowledged as being an important limitation for learning but there is no theoretical quantification of this impact. Cortes et al. (1994) empirically explore this issue and Batini et al. (2009); Gudivada et al. (2017) survey qualitative aspects related to quality of data in practical applications.

Finally, we note that our work broadly relates to quantile regression (Bhattacharya and Gangopadhyay, 1990; Chaudhuri, 1991; Koenker, 2005, 2017), domain adaptation (Redko et al., 2020; Farahani et al., 2021), transfer learning (Pan and Yang, 2010; Zhuang et al., 2020), active learning (Settles, 2009), few shot learning (Wang et al., 2020), and learning in non-stationary environments (Rakhlin et al.,

2011; Mohri and Muñoz Medina, 2012; Bilodeau et al., 2020; Blanchard, 2022). The work closest related to ours, Mohri and Muñoz Medina (2012), is discussed in §4.

**Notations.** For any set  $A$ ,  $\Delta(A)$  denotes the set of probability measures on  $A$ . Furthermore when  $A \subset \mathbb{R}$ , and we consider  $F \in \Delta(A)$ , we actually use  $F$  as the cumulative distribution function of the random variable. For any  $\mu \in \mathbb{R}$ , we denote by  $\mathcal{B}(\mu)$  the Bernoulli distribution with mean equal to 0 if  $\mu \leq 0$ , 1 when  $\mu \geq 1$  and  $\mu$  in all other cases. For every  $x \in \mathbb{R}$ , we let  $x^+ := \max(0, x)$  be the positive part operator. *All proofs are deferred to the Appendix.*

## 2 Problem Formulation

We consider a problem in which, given a distribution of outcome  $F$  supported on the space  $\mathcal{Y} = [0, 1]$ , the goal of the decision-maker is to select a decision  $a \in \mathcal{Y}$  to minimize the expected loss

$$L(a, F) := \mathbb{E}_{y \sim F}[\ell(a, y)],$$

where  $\ell$  is the Newsvendor loss defined for every action  $a \in \mathcal{Y}$  and outcome  $y \in \mathcal{Y}$  as,

$$\ell(a, y) = c_o \cdot (a - y)^+ + c_u \cdot (y - a)^+.$$

The Newsvendor loss is a form of weighted mismatched cost. One can think of the outcome as being the demand and the decision as being the inventory ordered for this demand.  $c_o$  denotes the unit cost of going “over”, i.e., ordering a unit of inventory that goes undemanded; whereas  $c_u$  denotes the unit cost of going “under” by missing out on a sale due to lack of inventory. We impose without loss of generality the normalization condition  $c_o + c_u = 1$  and define the critical quantile  $q := c_u / (c_o + c_u)$ . This quantile plays a crucial role since, given a known distribution supported on  $\mathcal{Y}$  with cumulative distribution  $F$ , one can show through first order conditions that the solution which minimizes the expected loss  $L(\cdot, F)$  is the  $q^{th}$  quantile of the demand distribution defined as

$$a_F^* := \min\{a \in \mathcal{Y} \mid F(a) \geq q\}. \tag{1}$$

In practice, the demand distribution is not known to the decision-maker. Instead, she observes a dataset  $\mathcal{D} \subset (\mathcal{X} \times \mathcal{Y})^n$  containing  $n$  past context vectors in  $\mathcal{X} \subset \mathbb{R}^d$  and samples (outcome realizations) in  $\mathcal{Y}$ . Given an observed new context  $x_0 \in \mathcal{X}$ , the goal of the decision-maker is to select a data-driven policy  $\pi$ , i.e., a mapping from the observed dataset and context  $(\mathcal{D}, x_0)$  to

a decision  $\pi(\mathcal{D}, x_0) \in \mathcal{Y}^1$ , to minimize the expected conditional cost,  $L(\pi(\mathcal{D}, x_0), F_{x_0})$ , where  $F_{x_0}$  denotes the *unknown* distribution of demand conditional on  $x_0$ .

Equivalently, the goal of the decision-maker is to minimize the expected regret which represents the difference between the cost incurred by the decision-maker and the cost of an oracle which knows exactly the underlying demand distribution. Formally, the expected regret is defined for any decision  $a \in \mathcal{Y}$  and distribution  $F$  supported on  $\mathcal{Y}$  as,

$$R(a, F) = L(a, F) - L(a_F^*, F).$$

**Data-generation process.** We assume that  $\mathcal{Y}$  is a bounded interval and assume without loss of generality that  $\mathcal{Y} = [0, 1]$ . We note that, in the case where  $\mathcal{Y}$  is unbounded, no policy can achieve a finite worst-case regret. Furthermore, we consider a setting in which the  $n$  historical context vectors  $(x_i)_{i \in \{1, \dots, n\}} \in \mathcal{X}^n$  and the out-of-sample context vector  $x_0$  are fully observed by the decision-maker. We show in §3.4 that our analysis also encompasses the setting with partially observed contexts. The dataset  $\mathcal{D}$  is then obtained by sampling  $(y_i)_{i \in \{1, \dots, n\}}$  from the product distribution  $F_{x_1} \times \dots \times F_{x_n}$  and the expected regret is taken with respect to the out-of-sample distribution  $F_{x_0}$ . We note that when evaluating data-driven policy, we will also take expectation over draws from  $F_{x_1} \times \dots \times F_{x_n}$ . This setting is sometimes referred to as the *fixed design* setting in the literature and it can be practically motivated by cases where past contexts are related to products and/or markets in which the demand has been observed.

Without any assumption on the distributions  $(F_{x_i})_{i \in \{1, \dots, n\}}$  and  $F_{x_0}$ , one cannot provide any guarantee on the performance of data-driven algorithms, as past outcomes observed may be completely unrelated to the future outcomes generated from out-of-sample distribution. In what follows, we denote by  $\mathcal{F}$  the set of collections of distributions  $\mathbf{F} := (F_x)_{x \in \mathcal{X}}$  supported on  $\mathcal{Y}$  which satisfies the following local condition.

**Definition 1** (Local condition). *Given a non-negative dissimilarity function  $d_{\mathcal{X}}(\cdot, \cdot)$ , we say that a family of distributions  $\mathbf{F}$  satisfies the local condition if for the context of interest  $x_0 \in \mathcal{X}$ , we have that  $\|F_{x_0} - F_x\|_K \leq d_{\mathcal{X}}(x_0, x)$  for all  $x \in \mathcal{X}$ , and  $\|\cdot\|_K$  is the Kolmogorov distance defined for any two distribution  $F$  and  $F'$  in  $\Delta(\mathbb{R})$  as  $\|F - F'\|_K = \sup_{y \in \mathbb{R}} |F(y) - F'(y)|$ .*

We note that Definition 1 is a local and non-parametric structural condition on the data-generation process. We assume that similar contexts (where similarity is defined through the distance between contexts  $d_{\mathcal{X}}$ ) induce similar conditional outcome distributions measured by their

---

<sup>1</sup>Formally, our formulation allows to consider randomized mappings.



Kolmogorov distance and this implies that closer contexts induces a higher quality of data.

**Objective.** Our goal in this work is to understand the expected regret of data-driven policies in a fixed design setting under distributions in  $\mathcal{F}$ . To do so, for any sequence of in-sample contextual vectors  $(x_1, \dots, x_n) \in \mathcal{X}^n$  and any out-of-sample contextual vector  $x_0 \in \mathcal{X}$ , we define the worst-case performance of a given policy  $\pi$  as

$$\sup_{\mathbf{F} \in \mathcal{F}} \mathbb{E}_{y_1 \sim F_{x_1}, \dots, y_n \sim F_{x_n}} [R(\pi(\mathcal{D}, x_0), F_{x_0})]. \quad (\text{WC Regret}(\pi))$$

We note that the randomness in the outer expectation of  $(\text{WC Regret}(\pi))$  impacts the dataset  $\mathcal{D}$  which is given by  $\{(x_1, y_1), \dots, (x_n, y_n)\}$ . The value of  $(\text{WC Regret}(\pi))$  can be interpreted as the robust (minimal) value associated to the data at hand under a particular policy. This object will be central to quantify the interplay between quantity and quality of data. In particular, we will characterize the behavior of the objective above as a function of two changing quantities: the size of the data available, and the quality of the data available for the decision in the current context  $x_0$ .

**Focal class of policies: Local ERM.** We analyze the class of policies that minimize empirical loss over samples whose dissimilarity with  $x_0$  is less than some threshold  $\tau$ , defined as follows.

**Definition 2** (Local Empirical Risk Minimization). *Fix a threshold  $\tau \in [0, \infty]$  and a subset  $S_\tau$  such that,  $S_\tau \subset \{i \mid d(x_i, x_0) \leq \tau\}$ . We say that a data-driven policy  $\pi^{S_\tau}$  is a Local Empirical Risk Minimization (LERM) if it satisfies:*

$$\pi^{S_\tau}(\mathcal{D}, x_0) = \arg \min_{a \in \mathcal{Y}} \sum_{i \in S_\tau} \ell(a, y_i).$$

This class of policy is natural as it leverages the fact that similar features implies similar conditional distributions in the outcome space and therefore uses neighboring data-points to prescribe a new decision. Note that this policy is a special case of a Nadaraya-Watson policy (Nadaraya, 1964; Watson, 1964) which more generally uses any type of kernel instead of the one used by LERM. We also remark that the vanilla ERM is a special case of this class of learners by setting  $\tau = \infty$  and  $S_\tau = \{1 \dots, n\}$ . Furthermore, since the policy first observes the out-of-sample feature vector  $x_0$  and then chooses the policy, the class of LERM policies is equivalent to the class of  $k$ -Nearest Neighbors policies analyzed in Bertsimas and McCord (2019).

### 3 Exact Worst Case Performance of Local Empirical Risk Minimization

In this section we analyze the performance of LERM policies and present our main result. This requires solving  $(\text{WC Regret}(\pi))$ , a non-convex constrained infinite dimensional optimization problem. We do so through a sequence of reductions.

#### 3.1 From Contexts to Kolmogorov Uncertainty Balls: Worst-Case Regret Reformulation

In a setting without context, we remark that a data-driven policy is a mapping from past outcomes  $\mathbf{y} \in \mathcal{Y}^n$  to a (potentially randomized) decision  $\psi(\mathbf{y}) \in \mathcal{Y}$ . Focusing on the worst-case regret of LERM policies in fixed-design allows to reduce the analysis of the regret with context to the one of a context-free data-driven policy. Formally, we show the following.

**Proposition 1** (Feature-free reduction). *Fix  $n \geq 1$ . For any sequence  $(x_0, \dots, x_n) \in \mathcal{X}^{n+1}$ , let  $\epsilon_i := d_{\mathcal{X}}(x_0, x_i)$  for each  $i \in \{1, \dots, n\}$ . Then, for any LERM policy  $\pi^{S_\tau}$ , consider the context-free policy  $\psi^{S_\tau}(\mathbf{y}) = \arg \min_{a \in \mathcal{Y}} \sum_{i \in S_\tau} \ell(a, y_i)$ . We have that*

$$\sup_{\mathbf{F} \in \mathcal{F}} \mathbb{E}_{y_1 \sim F_{x_1}, \dots, y_n \sim F_{x_n}} [R(\pi^{S_\tau}(\mathcal{D}, x_0), F_{x_0})] = \text{Reg}_n(\psi^{S_\tau}, \epsilon),$$

where for any context-free policy  $\psi$ ,

$$\text{Reg}_n(\psi, \epsilon) := \sup_{F_0 \in \Delta(\mathcal{Y})} \sup_{\substack{F_1, \dots, F_n \in \Delta(\mathcal{Y}) \\ \|F_i - F_0\|_K \leq \epsilon_i}} \mathbb{E}_{\mathbf{y} \sim F_1 \times \dots \times F_n} [R(\psi(\mathbf{y}), F_0)]. \quad (2)$$

Proposition 1 shows that the worst-case regret of a LERM policy can be derived by abstracting away the values of the context and only considering the dissimilarity between them. We note that while our result is stated for LERM policies, it intuitively extends to any policy which only depends on context through the dissimilarities. In the remaining of this paper, we thus analyze for a context-free policy  $\psi$  and a sequence of dissimilarities  $\epsilon \in [0, 1]^n$  the object  $\text{Reg}_n(\psi, \epsilon)$  presented in (2).

We will refer to these quantities without the “context-free” adjective when there is no ambiguity. We note that our context-free worst-case regret is related to the object recently studied in Besbes et al. (2022). While their formulation considers more general distances than the Kolmogorov distance (and a more general loss functions), the current formulation enables to capture a

contextual model by using a non-constant sequence of heterogeneity radii  $\epsilon$ . The types of analyses conducted are also very different, with the latter paper focusing on infinite data availability, and the present paper focusing on all data sizes.

### 3.2 Closed-form of LERM Policies under Newsvendor Loss

An appealing property of LERM policies under the Newsvendor loss is that they have a simple closed form solution in terms of order statistics. For a sequence of samples  $\mathbf{y} \in \mathcal{Y}^n$  and a subset of indices  $S \subset \{1, \dots, n\}$ , we define for every  $i \in \{1, \dots, |S|\}$  the quantity  $y_{(i),S}$  as the  $i^{\text{th}}$  order statistic, i.e.  $i^{\text{th}}$  smallest element, in  $(y_j)_{j \in S}$ . For example, if  $\mathbf{y} = (1, 2, 3, 4, 4, 5)$  and  $S = \{3, 4, 5, 6\}$ , then  $y_{(3),S} = 4$ . For any  $\tau \in [0, \infty]$  and subset  $S_\tau$ , a LERM policy is defined as

$$\psi^\tau(\mathbf{y}) = y_{(\lceil q \cdot |S_\tau| \rceil), S_\tau}. \quad (3)$$

We explain (3). First,  $\tau$  should be interpreted as a threshold, such that data points with dissimilarity at most  $\tau$  are considered “worthy of inclusion” and  $S_\tau$  is the exact subset of data points to be considered. Next, the policy tries to minimize the expected Newsvendor loss on the empirical distribution  $F$  formed by these data points  $(y_j)_{j \in S_\tau}$ . Finally, the optimal solution is to take the minimum value  $a$  such that  $F(a) \geq q$ , recalling that  $q = c_u/(c_o + c_u)$  (see the discussion around eq. (1)). Note that this leads to the  $\lceil q \cdot |S_\tau| \rceil$ ’th quantile being the decision in all cases.

In what follows we will analyze the performance of LERM policies by deriving structural results on the performance of a more general class of order statistic policies, defined as follows.

**Definition 3** (Order statistic policy). *Given a subset  $S \subset \{1, \dots, n\}$  and an index  $k \in \{1, \dots, |S|\}$  we say that the policy  $\psi^{S,k}$  is an order statistic policy if it satisfies for every  $\mathbf{y} \in \mathcal{Y}^n$ ,*

$$\psi^{S,k}(\mathbf{y}) = y_{(k),S}.$$

### 3.3 Exact Characterization of Worst-Case Regret

**From General Distributions to Bernoulli Distributions.** Our first structural result establishes that the worst-case performance of an order statistic policy is achieved on Bernoulli distributions.

**Proposition 2.** *For every  $n \geq 1$ , any dissimilarity sequence  $\epsilon \in [0, 1]^n$  and any order statistic*

policy  $\psi^{S,k}$  we have,

$$\text{Reg}_n(\psi^{S,k}, \epsilon) = \sup_{\mu_0 \in [0,1]} \sup_{\substack{\mu_1, \dots, \mu_n \in [0,1] \\ \|\mu_i - \mu_0\| \leq \epsilon_i}} \mathbb{E}_{\mathbf{y} \sim B(\mu_1) \times \dots \times B(\mu_n)} [R(\psi^{S,k}(\mathbf{y}), B(\mu_0))].$$

Proposition 2 shows that for any order statistic policy, the worst-case distributions over all possible distributions supported on  $[0, 1]$  are Bernoulli distributions. Therefore, the optimization problem (2), which involves the worst-case over all distributions, can be reduced to a significantly simpler one, in which the adversary only needs to decide on the means of different Bernoulli distributions.

We note that this proposition significantly generalizes Besbes and Mouchtaki (2021, Theorem 1) to the case in which historical data can come from different distributions. The proof of this new proposition differs along two critical lines from previous known results. In this new setting, one needs to analyze the distribution of order statistics for samples that are independent but not identically distributed. Furthermore, (2) involves multiple decision variables that are entangled through constraints. We bypass these issues by showing that one may perform point-wise optimization even in the presence of these two challenges.

Despite the significant reduction in complexity above, we note that optimizing over the space of Bernoulli means is still a non-convex optimization problem with dimension  $(n + 1)$ . Our next result enables to further simplify the problem by characterizing the worst-case sequence of historical means  $(\mu_i)_{i \geq 1}$  as a function of the out-of-sample mean  $\mu_0$ .

**Proposition 3.** *Let  $n \geq 1$  and consider a dissimilarity sequence  $\epsilon \in [0, 1]^n$ . Then, for any order statistic policy  $\psi^{S,k}$ , any  $\mu_0 \in [0, 1]$ ,*

$$\begin{aligned} & \sup_{\substack{\mu_1, \dots, \mu_n \in [0,1] \\ \|\mu_i - \mu_0\| \leq \epsilon_i}} \mathbb{E}_{\mathbf{y} \sim B(\mu_1) \times \dots \times B(\mu_n)} [R(\psi^{S,k}(\mathbf{y}), B(\mu_0))] \\ &= \begin{cases} \mathbb{E}_{\mathbf{y} \sim B(\mu_0 + \epsilon_1) \times \dots \times B(\mu_0 + \epsilon_n)} [R(\psi^{S,k}(\mathbf{y}), B(\mu_0))] & \text{if } \mu_0 \in [0, 1 - q], \\ \mathbb{E}_{\mathbf{y} \sim B(\mu_0 - \epsilon_n) \times \dots \times B(\mu_0 - \epsilon_1)} [R(\psi^{S,k}(\mathbf{y}), B(\mu_0))] & \text{if } \mu_0 \in [1 - q, 1]. \end{cases} \end{aligned}$$

Proposition 3 establishes that for a given out-of-sample Bernoulli mean  $\mu_0$ , the worst-case sequence of conditional historical distributions can be explicitly characterized—they are the furthest possible (while still satisfying the local constraint) from the out-of-sample distribution. We note that the form of the worst-case historical distribution also carries economic intuition: when the

mean of the out-of-sample distribution is below  $1 - q$ , i.e., when it is optimal to set an inventory level of 0, the worst-case sequence of distributions tends to inflate the mean as much as possible, to values of  $\mu_0 + \epsilon_1, \dots, \mu_0 + \epsilon_n$ , in order to push the decision-maker to carry more inventory than 0. A similar interpretation holds when the mean of the out-of-sample distribution is above  $1 - q$ . In the proof of Proposition 3, we actually derive a stronger statement as we show a monotonicity property of the regret as a function of the historical means.

Finally, by combining Proposition 2 and Proposition 3, we obtain a characterization of the worst-case regret for any order statistic policy. We present this as our main result.

**Theorem 2** (Main result). *For every  $n \geq 1$ , any dissimilarity sequence  $\epsilon \in [0, 1]^n$  and any order statistic policy  $\psi^{S,k}$  we have,*

$$\text{Reg}_n(\psi^{S,k}, \epsilon) = \max \left\{ \sup_{\mu_0 \in [0, 1-q]} \mathbb{E}_{\mathbf{y} \sim B(\mu_0 + \epsilon_1) \times \dots \times B(\mu_0 + \epsilon_n)} \left[ R\left(\psi^{S,k}(\mathbf{y}), B(\mu_0)\right) \right], \right. \\ \left. \sup_{\mu_0 \in (1-q, 1]} \mathbb{E}_{\mathbf{y} \sim B(\mu_0 - \epsilon_1) \times \dots \times B(\mu_0 - \epsilon_n)} \left[ R\left(\psi^{S,k}(\mathbf{y}), B(\mu_0)\right) \right] \right\}.$$

Theorem 2 has two notable implications. First, it shows that computing the worst-case performance of an order statistic policy can be done efficiently as the non-convex infinite dimensional optimization problem (2) reduces to a one-dimensional optimization problem on a line segment  $[0, 1]$ . Furthermore, it establishes that Bernoulli distributions form a family of hard distributions for order statistic policies and it characterizes the worst sequence of historical distributions as a function of the out-of-sample distribution.

**Remark 1** (Randomized policies). *It is worth noting that our main theorem also holds for any possible randomization over order statistic policies. In Appendix C, we show that these randomized policies notably improve the performance in the small sample regime.*

### 3.4 Application: Partially Observed Context

We conclude this section with a projection of our model and result to a practical problem in which the decision-maker observes only partially the contexts. In this setting, we assume that the dissimilarity function is of the special form,  $d_{\mathcal{X}}(x, x') \leq \tilde{d}_{\mathcal{X}}(x, x') + \zeta$ , where  $\tilde{d}_{\mathcal{X}}$  is a distance in the context space  $\mathcal{X}$  and  $\zeta$  is the amplitude of dissimilarity driven by unobserved factors. This special case allows to explicitly account for two types of deterioration in data quality.

We illustrate how a parametric model with unobserved covariates can fit in this setting.

**Example 1** (Linear model with unobserved factors (detailed discussion in Appendix E)). Assume the space of observed contexts  $\mathcal{X}$  is the unit ball for the euclidean norm in  $\mathbb{R}^d$ . We consider a linear model in which the outcome  $y \in \mathcal{Y}$  is a noisy linear function of an enriched context  $(x, z) \in \mathcal{X} \times [0, 1]$ , i.e., there exists  $(\theta, \alpha) \in \mathbb{R}^d \times \mathbb{R}$  such that  $y = \theta^\top x + \alpha \cdot z + \xi$ , where  $\xi$  is an independent variable following a standard Gaussian distribution. We note that in this model, the decision-maker does not observe  $z$  and therefore does not have a complete understanding of the effect of contexts on outcomes.

Therefore, for two enriched contexts  $(x, z)$  and  $(x, z') \in \mathcal{X} \times [0, 1]$ , we have that,  $\|F_{(x,z)} - F_{(x,z')}\|_K \leq |\alpha| |z - z'| / \sqrt{2\pi}$ , and we can capture this model by setting  $\zeta = \frac{|\alpha|}{\sqrt{2\pi}}$ .

In the presence of partially observed contexts, one can derive guarantees on the performance of LERM policies by letting  $\epsilon' = (\tilde{d}(x_0, x_i) + \zeta)_{i \in \{1, \dots, n\}}$  and applying Theorem 2 to  $\text{Reg}_n(\psi^\tau, \epsilon')$ .

## 4 Quantifying the Interplay of Data Quality, Data Quantity and Performance

In this section, we leverage our exact analysis for LERM policies to derive new insights on the learning curve of these policies and on the trade-off between quality and quantity of data.

### 4.1 Learning with Unobserved Contexts

We first analyze the impact of unobserved contexts on the learning behavior of ERM. We consider a setting without observed features (i.e.,  $\mathcal{X}$  is a singleton) and let  $\zeta$  (as defined in §3.4) vary.

We compare our guarantee to a general-purpose upper bound derived in Mohri and Muñoz Medina (2012). We show in Appendix D that one can leverage their distribution dependent PAC bound to obtain an equivalent bound on the expected regret over the set of Bernoulli distributions characterized in Theorem 2. In particular, their result implies for this family of distributions that the expected regret of ERM is upper-bounded by

$$4 \cdot \text{comp}_n + 2 \max(q, 1 - q) \cdot \zeta + \max(q, 1 - q) \cdot \sqrt{\frac{\pi}{8n}}, \quad (4)$$

where  $\text{comp}_n$  is a notion of sequential Rademacher complexity. We highlight that (4) is not the upper-bound on the worst-case regret  $\text{Reg}_n(\psi^{\text{ERM}}, \zeta)$  across all distributions satisfying the local constraint implied by the bound of Mohri and Muñoz Medina (2012); rather, it is only an evaluation of their bound on our worst-case instance (and hence an underestimate of their worst-case bound).

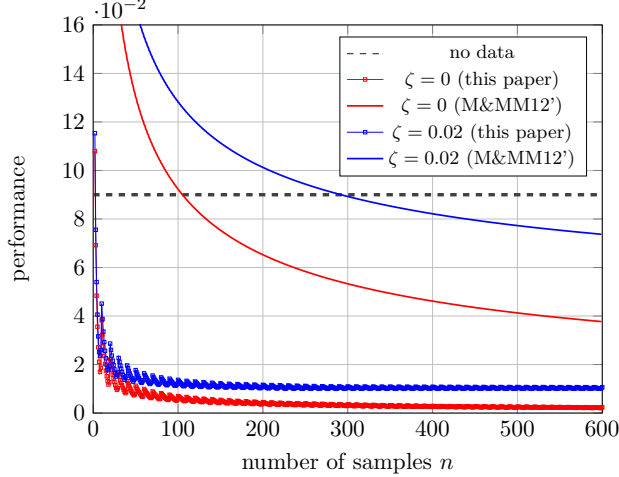


Figure 2: **ERM performance.** The figure depicts the worst-case regret of the ERM policy (this paper) for different level of heterogeneity  $\zeta \in \{0, .02\}$  and as a function of the sample size  $n$  as well as upper bounds obtained by general purpose bounds.

We present in Figure 2 a comparison of the guaranteed performance of ERM in (4) and the one implied by our exact worst-case regret analysis, which is specialized for Newsvendor. Both plots are illustrated on the Newsvendor loss function from §1 with  $c_u = 0.9$  and  $c_o = 0.1$  (i.e.,  $q = .9$ ).

The figure unveils many important properties about the performance of ERM in the presence of unobserved contexts, that can only be observed from our specialized bound.

First, we observe that the exact analysis we derive leads to a starkly different understanding than through general purpose bounds, about how quickly data materializes in better decisions. As a point of reference, we also plot the performance of the best policy with no data, as characterized in Perakis and Roels (2008). The worst case regret achievable by a decision-maker who only knows the support of the distributions is  $q \cdot (1 - q)$  when the support is normalized to  $[0, 1]$ . Our analysis shows that two samples already allow ERM to beat this weak benchmark, whereas the general purpose upper bound implies that one would need almost 300 (resp. 100) observations to beat this benchmark when  $\zeta = 0.02$  (resp. 0). Therefore, while general purpose upper bounds are very powerful, specialized ones are needed to fully understand the value of data. Focusing on the worst-case regret curves we derived, we observe that the value of the first few samples is extremely high and the regret guarantee shrinks sharply initially.

We also note that for a *fixed*  $\zeta$ , the worst-case regret of ERM is non-monotonic as the number of samples grows. In the i.i.d. regime, i.e. when  $\zeta = 0$ , even if the performance of ERM is non-monotonic, it improves overall as the number of samples grows. This phenomenon is similar to the one observed in Besbes and Mouchtaki (2021) for the worst-case expected relative regret. While

the non-monotonicity of ERM is mainly “local” in the i.i.d. regime, we remark that for  $\zeta = .1$  (see Figure 3 in Appendix C), this non-monotonicity property is “global” and that the worst-case regret of ERM reaches a global minimum for a small sample size and then increases in the asymptotic regime. This global minimum emerges as a consequence of the trade-off between bias and variance and suggests a “sweet spot” in terms of data quantity. While correcting for the global non-monotonicity is trivial (just use the number of samples which yields the best performance) we also show in Appendix C that one can avoid the local peaking behavior with randomized policies.

## 4.2 Characterizing the Trade-off between Quantity and Quality

Our analysis also enables to quantify exactly the trade-off between quality and quantity of samples needed to achieve a particular performance with a fixed policy. In this section we will fix the policy to be  $\text{LERM}^\sim$ , a randomized and local variant of ERM policies which improves performance and avoids the multiple peaking behavior (see Appendix C.2 for a detailed discussion). We continue working in the context-free setting where  $\mathcal{X} = 1$ .

To visualize this trade-off, for any target regret  $\rho \geq 0$ , we denote by  $n(\rho, \zeta)$  the amount of samples (possibly  $\infty$ ) after which the worst-case expected regret of  $\text{LERM}^\sim$  is lower or equal than  $\rho$ . Formally, we have that  $n(\rho, \zeta) := \inf \{n \mid \text{Reg}_n(\psi^{\text{LERM}^\sim}, \zeta) \leq \rho\}$ . Figure 1 (shown in §1) presents the behavior of  $n(\rho, \zeta)$  as a function of the unobservable dissimilarity amplitude  $\zeta$  for two performance targets ( $\rho = 0.01$  and  $\rho = 0.0095$ ), when  $c_u = .9$ ,  $c_o = .1$ , and demand lies in  $[0, 1]$ .

We first note that given a target regret performance  $\rho$ , the lower bound derived in (Besbes et al., 2022, Proposition 3) implies that no policy can achieve this performance (even with infinitely many samples) for any unobserved dissimilarity amplitude greater than  $2\rho$ . For the 0.01 target, this corresponds to the shaded blue area in Figure 1.

Elaborating further, we distinguish between two trade-off regimes. On one hand, when the unobserved dissimilarity amplitude is at the limit of the feasible region, the trade-off curve is extremely steep and a little gain in data quality may considerably reduce the sample complexity. On the other hand, when the unobserved dissimilarity amplitude is sufficiently small compared to the desired achievable regret, one does not benefit too much from improving the quality of the data. For instance, setting 0.01 as the performance target (which is 1/9'th of the worst case regret of 0.09 under no samples; see §4.1), and having an initial unobserved dissimilarity amplitude of 0.02, we note that a marginal improvement of the data quality, e.g. a reduction of 4% of  $\zeta$ , enables to dramatically reduce the number of data needed to achieve the target regret from  $\infty$  to around 200. Moving further from the frontier, an extra 14% reduction in unobserved dissimilarity (from



$\zeta = .0196$  to  $\zeta = 0.0170$ ) amplitude can halve the number of samples required (to around 100).

Figure 1 also enables to understand the ways in which a decision-maker can improve performance from one target level (the blue curve) to a better one (the red curve). For instance, if the decision maker currently operates with 130 samples and an unobserved dissimilarity amplitude of 0.0185, her regret is guaranteed to be at most 0.01. Then, in order to reduce the target regret by 5% (to  $\rho = 0.0095$ ), the decision-maker needs a combination of data quantity and quality which lies on the red curve. By keeping the quality fixed, this requires increasing the number of samples by 50% to 200 samples; alternatively, by keeping the quantity fixed, this would require reducing the unobserved dissimilarity amplitude by less than 10% to 0.017.

All in all, Figures 1 and 2 show that for the Newsvendor problem, the first few samples almost suffice to achieve best possible worst-case performance given a particular quality of data. Once operating in that frontier regime, it may then be more valuable to improve the quality of the data rather than accumulating more data.

Finally, we acknowledge that this analysis has been developed for a fixed data-driven policy (LERM $\sim$ ) that may be suboptimal and that another route for improvement could be to build a better algorithm which achieves a stronger performance given the data at hand, however we observed numerically that one can only hope for a marginal improvement over LERM $\sim$  especially in the small  $\zeta$  regime.

## References

- Ban, G.-Y. and Rudin, C. (2019), ‘The big data newsvendor: Practical insights from machine learning’, *Operations Research* **67**(1), 90–108.
- Batini, C., Cappiello, C., Francalanci, C. and Maurino, A. (2009), ‘Methodologies for data quality assessment and improvement’, *ACM computing surveys (CSUR)* **41**(3), 1–52.
- Bertsimas, D. and Kallus, N. (2020), ‘From predictive to prescriptive analytics’, *Management Science* **66**(3), 1025–1044.
- Bertsimas, D. and Koduri, N. (2022), ‘Data-driven optimization: A reproducing kernel hilbert space approach’, *Operations Research* **70**(1), 454–471.
- Bertsimas, D. and McCord, C. (2019), ‘From predictions to prescriptions in multistage optimization problems’, *arXiv preprint arXiv:1904.11637*.
- Besbes, O., Ma, W. and Mouchtaki, O. (2022), ‘Beyond i.i.d.: data-driven decision making in heterogeneous environments’, *working paper, Columbia University*.
- Besbes, O. and Mouchtaki, O. (2021), ‘How big should your data really be? data-driven newsvendor: learning one sample at a time’, *working paper, Columbia University*.

- Bhattacharya, P. K. and Gangopadhyay, A. K. (1990), ‘Kernel and nearest-neighbor estimation of a conditional quantile’, *The Annals of Statistics* pp. 1400–1415.
- Bilodeau, B., Negrea, J. and Roy, D. M. (2020), ‘Relaxing the iid assumption: Adaptively minimax optimal regret via root-entropic regularization’, *arXiv preprint arXiv:2007.06552* .
- Blanchard, M. (2022), Universal online learning: An optimistically universal learning rule, in ‘Conference on Learning Theory’, PMLR, pp. 1077–1125.
- Bousquet, O. and Elisseeff, A. (2002), ‘Stability and generalization’, *The Journal of Machine Learning Research* **2**, 499–526.
- Chaudhuri, P. (1991), ‘Nonparametric estimates of regression quantiles and their local bahadur representation’, *The Annals of statistics* **19**(2), 760–777.
- Cheung, W. C. and Simchi-Levi, D. (2019), ‘Sampling-based approximation schemes for capacitated stochastic inventory control models’, *Mathematics of Operations Research* **44**(2), 668–692.
- Cortes, C., Jackel, L. D. and Chiang, W.-P. (1994), ‘Limits on learning machine accuracy imposed by data quality’, *Advances in Neural Information Processing Systems* **7**.
- Donti, P., Amos, B. and Kolter, J. Z. (2017), ‘Task-based end-to-end model learning in stochastic optimization’, *Advances in neural information processing systems* **30**.
- Elmachtoub, A. N. and Grigas, P. (2021), ‘Smart “predict, then optimize”’, *Management Science* .
- Farahani, A., Voghoei, S., Rasheed, K. and Arabnia, H. R. (2021), ‘A brief review of domain adaptation’, *Advances in Data Science and Information Engineering: Proceedings from ICDATA 2020 and IKE 2020* pp. 877–894.
- Fu, M., Li, X. and Zhang, L. (2021), ‘Data-driven feature-based newsvendor: A distributionally robust approach’, *Available at SSRN 3885663* .
- Gallego, G. and Moon, I. (1993), ‘The distribution free newsboy problem: review and extensions’, *Journal of the Operational Research Society* **44**(8), 825–834.
- Gao, R., Yang, J. and Zhang, L. (2021), ‘Optimal robust policy for feature-based newsvendor’.
- Gudivada, V., Apon, A. and Ding, J. (2017), ‘Data quality considerations for big data and machine learning: Going beyond data cleaning and transformations’, *International Journal on Advances in Software* **10**(1), 1–20.
- Gupta, V. and Kallus, N. (2022), ‘Data pooling in stochastic optimization’, *Management Science* **68**(3), 1595–1615.
- Györfi, L., Kohler, M., Krzyzak, A., Walk, H. et al. (2002), *A distribution-free theory of nonparametric regression*, Vol. 1, Springer.
- Hannah, L., Powell, W. and Blei, D. (2010), ‘Nonparametric density estimation for stochastic optimization with an observable state variable’, *Advances in Neural Information Processing Systems* **23**.
- Huber, J., Müller, S., Fleischmann, M. and Stuckenschmidt, H. (2019), ‘A data-driven newsvendor problem: From data to decision’, *European Journal of Operational Research* **278**(3), 904–915.

- Kallus, N. and Mao, X. (2022), ‘Stochastic optimization forests’, *Management Science* .
- Kannan, R., Bayraksan, G. and Luedtke, J. R. (2022), ‘Data-driven sample average approximation with covariate information’, *arXiv preprint arXiv:2207.13554* .
- Kao, Y.-h., Roy, B. and Yan, X. (2009), ‘Directed regression’, *Advances in Neural Information Processing Systems* **22**.
- Kim, S., Pasupathy, R. and Henderson, S. G. (2015), ‘A guide to sample average approximation’, *Handbook of simulation optimization* pp. 207–243.
- Kleywegt, A. J., Shapiro, A. and Homem-de Mello, T. (2002), ‘The sample average approximation method for stochastic discrete optimization’, *SIAM Journal on Optimization* **12**(2), 479–502.
- Koenker, R. (2005), *Quantile regression*, Vol. 38, Cambridge university press.
- Koenker, R. (2017), ‘Quantile regression: 40 years on’, *Annual Review of Economics* **9**, 155–176.
- Levi, R., Pál, M., Roundy, R. O. and Shmoys, D. B. (2007), ‘Approximation algorithms for stochastic inventory control models’, *Mathematics of Operations Research* **32**(2), 284–302.
- Levi, R., Perakis, G. and Uichanco, J. (2015), ‘The data-driven newsvendor problem: new bounds and insights’, *Operations Research* **63**(6), 1294–1306.
- Mohr, F. and van Rijn, J. N. (2022), ‘Learning curves for decision making in supervised machine learning—a survey’, *arXiv preprint arXiv:2201.12150* .
- Mohri, M. and Muñoz Medina, A. (2012), New analysis and algorithm for learning with drifting distributions, in ‘Algorithmic Learning Theory: 23rd International Conference, ALT 2012, Lyon, France, October 29–31, 2012. Proceedings 23’, Springer, pp. 124–138.
- Nadaraya, E. A. (1964), ‘On estimating regression’, *Theory of Probability & Its Applications* **9**(1), 141–142.
- Oroojlooyjadid, A., Snyder, L. V. and Takáč, M. (2020), ‘Applying deep learning to the newsvendor problem’, *IIE Transactions* **52**(4), 444–463.
- Pan, S. J. and Yang, Q. (2010), ‘A survey on transfer learning’, *IEEE Transactions on knowledge and data engineering* **22**(10), 1345–1359.
- Perakis, G. and Roels, G. (2008), ‘Regret in the newsvendor model with partial information’, *Operations Research* **56**(1), 188–203.
- Qi, M., Cao, Y. and Shen, Z.-J. (2021), ‘Distributionally robust conditional quantile prediction with fixed design’, *Management Science* .
- Qi, M., Shi, Y., Qi, Y., Ma, C., Yuan, R., Wu, D. and Shen, Z.-J. (2022), ‘A practical end-to-end inventory management model with deep learning’, *Management Science* .
- Rakhlin, A., Sridharan, K. and Tewari, A. (2011), ‘Online learning: Stochastic and constrained adversaries’, *arXiv preprint arXiv:1104.5070* .
- Redko, I., Morvant, E., Habrard, A., Sebban, M. and Bennani, Y. (2020), ‘A survey on domain adaptation theory: learning bounds and theoretical guarantees’, *arXiv preprint arXiv:2004.11829* .

- Scarf, H. (1958), ‘A min-max solution of an inventory problem’, *Studies in the mathematical theory of inventory and production* .
- See, C.-T. and Sim, M. (2010), ‘Robust approximation to multiperiod inventory management’, *Operations research* **58**(3), 583–594.
- Settles, B. (2009), ‘Active learning literature survey’.
- Srivastava, P. R., Wang, Y., Hanasusanto, G. A. and Ho, C. P. (2021), ‘On data-driven prescriptive analytics with side information: A regularized nadaraya-watson approach’, *arXiv preprint arXiv:2110.04855* .
- Vapnik, V. N. (1999), ‘An overview of statistical learning theory’, *IEEE transactions on neural networks* **10**(5), 988–999.
- Wang, Y., Yao, Q., Kwok, J. T. and Ni, L. M. (2020), ‘Generalizing from a few examples: A survey on few-shot learning’, *ACM computing surveys (csur)* **53**(3), 1–34.
- Watson, G. S. (1964), ‘Smooth regression analysis’, *Sankhyā: The Indian Journal of Statistics, Series A* pp. 359–372.
- Zhuang, F., Qi, Z., Duan, K., Xi, D., Zhu, Y., Zhu, H., Xiong, H. and He, Q. (2020), ‘A comprehensive survey on transfer learning’, *Proceedings of the IEEE* **109**(1), 43–76.

## A Preliminary Results

**Lemma A-1.** For any distribution with cumulative distribution  $F \in \Delta(\mathcal{Y})$ , and any  $a \in \mathcal{Y}$ ,

$$L(a, F) = c_u \cdot (\mathbb{E}_{y \sim F}[y] - a) + (c_u + c_o) \cdot \int_0^a F(y) dy.$$

**Proof of Lemma A-1.** Fix  $F \in \Delta(\mathcal{Y})$ . We next analyze  $L(a, F)$  by decomposing the expected cost. We have

$$\begin{aligned} L(a, F) &= \mathbb{E}_{y \sim F} [c_u \cdot (y - a)^+ + c_o \cdot (a - y)^+] \\ &= c_o \cdot \int_{[0, a]} (a - z) dF(z) + c_u \cdot \int_{(a, \infty)} (z - a) dF(z) \\ &= (c_u + c_o) \cdot \int_{[0, a]} (a - z) dF(z) + c_u \cdot \int_{[0, \infty)} (z - a) dF(z) \\ &= (c_u + c_o) \cdot \left( a \cdot F(a) - \int_{[0, a]} z dF(z) \right) + c_u \cdot (\mathbb{E}_{y \sim F}[y] - a) \\ &\stackrel{(a)}{=} c_u \cdot (\mathbb{E}_{y \sim F}[y] - a) + (c_u + c_o) \cdot \int_{[0, a]} F(z) dz, \end{aligned}$$

where equation (a) is a consequence of Riemann-Stieltjes integration by parts.  $\square$

**Proposition A-1.** For any  $F, H_1, \dots, H_n \in \Delta(\mathcal{Y})$ , any  $n \geq 1$ , and any order statistic policy  $\psi^{S,k}$  we have,

$$\begin{aligned} \mathbb{E}_{\mathbf{y} \sim H_1 \times \dots \times H_n} [L(\psi^{S,k}(\mathbf{y}), F)] &= (c_u + c_o) \left[ \int_0^\infty \left[ (1 - B_{k,|S|}(\mathbf{H}_S(z))) \cdot (F(z) - q) + q \cdot (1 - F(z)) \right] dz \right], \\ L(a_F^*, F) &= (c_u + c_o) \int_0^\infty \min\{(1 - q) \cdot F(z), q \cdot (1 - F(z))\} dz, \end{aligned}$$

where  $\mathbf{H}_S(z) = (H_i(z))_{i \in S}$  and  $B_{r,m}$  is the multidimensional Bernstein polynomial defined as

$$B_{k,m}(z_1, \dots, z_m) = \sum_{i=k}^m \sum_{\substack{\ell_1, \dots, \ell_m \in \{0,1\} \\ \sum_r \ell_r = i}} \prod_{r=1}^m z_r^{\ell_r} (1 - z_r)^{1-\ell_r}.$$

**Proof of Proposition A-1.** Fix  $F, H_1, \dots, H_n \in \Delta(\mathcal{Y})$ . We first derive the alternative expression for  $\mathbb{E}_{\mathbf{y} \sim H_1 \times \dots \times H_n} [L(\psi^{S,k}(\mathbf{y}), F)]$ .

For every subset  $S \subset \{1, \dots, n\}$  and every index  $k \in \{1, \dots, |S|\}$ , let  $H_{(k),|S|}$  denote the distribution of the random variable  $y_{(k),|S|}$ , the  $k^{\text{th}}$  order statistic of the samples  $(y_i)_{i \in S}$ . Note that for

any order statistic policy  $\psi^{S,k}$ , we have that,

$$\mathbb{E}_{\mathbf{y} \sim H_1 \times \dots \times H_n} [L(\psi^{S,k}(\mathbf{y}), F)] = \mathbb{E}_{a \sim H_{(k),|S|}} [L(a, F)]$$

In what follows, we use  $\bar{F}$  to denote the complementary cumulative distribution, i.e.,  $\bar{F} = 1 - F$ .

We have that,

$$\begin{aligned} \mathbb{E}_{a \sim H_{(k),|S|}} [L(a, F)] &\stackrel{(a)}{=} c_u \cdot (\mathbb{E}_F[y] - \mathbb{E}_{H_{(k),|S|}}[a]) + (c_u + c_o) \cdot \int_0^\infty \left( \int_0^s F(z) dz \right) dH_{(k),|S|}(s) \\ &\stackrel{(b)}{=} c_u \cdot (\mathbb{E}_F[y] - \mathbb{E}_{H_{(k),|S|}}[a]) + (c_u + c_o) \cdot \int_0^\infty \left( \int_z^\infty dH_{(k),|S|}(s) \right) F(z) dz \\ &= c_u \cdot (\mathbb{E}_F[y] - \mathbb{E}_{H_{(k),|S|}}[a]) + (c_u + c_o) \cdot \int_0^\infty \bar{H}_{(k),|S|}(z) \cdot F(z) dz \\ &= c_u \cdot \left( \int_0^\infty \bar{F}(z) dz - \int_0^\infty \bar{H}_{(k),|S|}(z) dz \right) + (c_u + c_o) \int_0^\infty \bar{H}_{(k),|S|}(z) \cdot F(z) dz \\ &= (c_u + c_o) \cdot \left[ q \cdot \left( \int_0^\infty \bar{F}(z) dz - \int_0^\infty \bar{H}_{(k),|S|}(z) dz \right) + \int_0^\infty \bar{H}_{(k),|S|}(z) \cdot F(z) dz \right] \\ &= (c_u + c_o) \cdot \int_0^\infty \left( \bar{H}_{(k),|S|}(z) \cdot (F(z) - q) + q \cdot (1 - F(z)) \right) dz \\ &\stackrel{(c)}{=} (c_u + c_o) \cdot \int_0^\infty \left( (1 - B_{k,|S|}(\mathbf{H}_S(z))) \cdot (F(z) - q) + q \cdot (1 - F(z)) \right) dz. \end{aligned}$$

Here, (a) follows from Lemma A-1. Equality (b) follows from Fubini-Tonelli which holds because,  $s \mapsto 1$  is a positive function and  $(\mathbb{R}, dH_{(k),|S|})$  and  $(\mathbb{R}, dx)$  are complete,  $\sigma$ -finite measure spaces.

We next show that (c) holds. We note that the cumulative distribution function of  $y_{(k),|S|}$  satisfies for any  $z \in \mathcal{Y}$ ,

$$\begin{aligned} H_{(k),|S|}(z) &= \Pr[k\text{'th smallest value in } \{y_i \mid i \in S\} \text{ is smaller than } z] \\ &= \Pr[\text{at least } k \text{ values in } \{y_i \mid i \in S\} \text{ are smaller than } z] \\ &= \sum_{i=k}^{|S|} \Pr[\text{exactly } i \text{ values in } \{y_i \mid i \in S\} \text{ are smaller than } z] \\ &= \sum_{i=k}^{|S|} \sum_{\mathcal{I} \subset S: |\mathcal{I}|=i} \left( \prod_{j \in \mathcal{I}} H_j(z) \right) \left( \prod_{j \notin \mathcal{I}} (1 - H_j(z)) \right) \\ &= B_{k,|S|}(H_S(z)). \end{aligned}$$

Next, we analyze  $L(a_F^*, F)$ . Using Lemma A-1 we can rewrite the optimal cost as

$$\begin{aligned}
L(a_F^*, F) &= c_u \cdot (\mathbb{E}_F[y] - a_F^*) + (c_u + c_o) \cdot \int_0^{a_F^*} F(z) dz \\
&= c_u \cdot \left( \int_0^{a_F^*} \bar{F}(z) dz + \int_{a_F^*}^\infty \bar{F}(z) dz - a_F^* \right) + (c_u + c_o) \cdot \int_0^{a_F^*} F(z) dz \\
&= c_u \cdot \left( \int_{a_F^*}^\infty \bar{F}(z) dz - \int_0^{a_F^*} F(z) dz \right) + (c_u + c_o) \cdot \int_0^{a_F^*} F(z) dz \\
&= c_u \cdot \int_{a_F^*}^\infty \bar{F}(z) dz + c_o \cdot \int_0^{a_F^*} F(z) dz \\
&= (c_u + c_o) \left[ q \cdot \int_{a_F^*}^\infty \bar{F}(z) dz + (1 - q) \cdot \int_0^{a_F^*} F(z) dz \right] \\
&= (c_u + c_o) \int_0^\infty (1 - q) \cdot F(z) \cdot \mathbb{1}\{z < a_F^*\} + q \cdot (1 - F(z)) \cdot \mathbb{1}\{z \geq a_F^*\} dz \\
&\stackrel{(a)}{=} (c_u + c_o) \cdot \int_0^\infty (1 - q) \cdot F(z) \cdot \mathbb{1}\{F(z) < q\} + q \cdot (1 - F(z)) \cdot \mathbb{1}\{F(z) \geq q\} dz \\
&= (c_u + c_o) \cdot \int_0^\infty \min\{(1 - q) \cdot F(z), q \cdot (1 - F(z))\} dz,
\end{aligned}$$

where (a) holds by definition of  $a_F^*$ . □

**Proposition A-2** (Monotonicity of multidimensional Bernstein polynomials). *For every  $m \geq 1$ , for every  $j, k \in \{1, \dots, m\}$  and for every  $x_1, \dots, z_{j-1}, z_{j+1}, \dots, z_m \in [0, 1]$ ,*

$$\nu_j : z \mapsto B_{k,m}(z_1, \dots, z_{j-1}, z, z_{j+1}, \dots, z_m)$$

*is a non-decreasing function on  $[0, 1]$ .*

**Proof of Proposition A-2.** Recall the expression of the multidimensional Bernstein polynomial:

$$B_{k,m}(z_1, \dots, z_m) = \sum_{i=k}^m \sum_{\substack{\ell_1, \dots, \ell_m \in \{0,1\} \\ \sum_r \ell_r = i}} \prod_{r=1}^n z_r^{\ell_r} (1 - z_r)^{1-\ell_r}.$$

For every  $j \in \{1, \dots, n\}$ , we obtain by differentiating  $\nu_j$  that for every  $z \in [0, 1]$ ,

$$\begin{aligned}
\nu'_j(z) &= \sum_{i=k}^m \sum_{\substack{\ell_1, \dots, \ell_m \in \{0,1\} \\ \sum_{r \neq j} \ell_r = i-1}} \prod_{\substack{r=1 \\ r \neq j}}^m z_r^{\ell_r} (1 - z_r)^{1-\ell_r} - \sum_{i=k}^m \sum_{\substack{\ell_1, \dots, \ell_m \in \{0,1\} \\ \sum_{r \neq j} \ell_r = i}} \prod_{\substack{r=1 \\ r \neq j}}^m z_r^{\ell_r} (1 - z_r)^{1-\ell_r} \\
&\stackrel{(a)}{=} \sum_{\substack{\ell_1, \dots, \ell_m \in \{0,1\} \\ \sum_{r \neq j} \ell_r = k-1}} \prod_{\substack{r=1 \\ r \neq j}}^m z_r^{\ell_r} (1 - z_r)^{1-\ell_r} - \sum_{\substack{\ell_1, \dots, \ell_m \in \{0,1\} \\ \sum_{r \neq j} \ell_r = m}} \prod_{\substack{r=1 \\ r \neq j}}^m z_r^{\ell_r} (1 - z_r)^{1-\ell_r} \\
&\stackrel{(b)}{=} \sum_{\substack{\ell_1, \dots, \ell_m \in \{0,1\} \\ \sum_{r \neq j} \ell_r = k-1}} \prod_{\substack{r=1 \\ r \neq j}}^m z_r^{\ell_r} (1 - z_r)^{1-\ell_r} \geq 0,
\end{aligned}$$

where (a) is obtained by telescoping the sum and (b) follows by noting that the second sum is empty. Indeed,  $\sum_{\substack{r=1 \\ r \neq j}}^m \ell_r \leq m-1$  because  $\ell_r \leq 1$  for all  $r \in \{1, \dots, n\}$ .

Therefore  $\nu_j$  is non-decreasing on  $[0, 1]$ . □

## B Proofs of Results Presented in §3

**Proof of Proposition 1.** Consider a family of features  $(x_i)_{i \in \{0, \dots, n\}} \in \mathcal{X}^{n+1}$  and let  $\epsilon_i = d(x_i, x_0)$  for all  $i \in \{1, \dots, n\}$ .

We first note that the decision of any LERM policy  $\pi^{S_\tau}$  matches the one of the context-free policy  $\psi^{S_\tau}$  in the sense that for any  $\mathbf{y} \in [0, 1]^n$ , we have that  $\pi^{S_\tau}(\mathcal{D}, x_0) = \psi^{S_\tau}(\mathbf{y})$ . Therefore, to establish our result it is sufficient to show that taking a worst-case over  $\mathcal{F}$  is equivalent to taking a worst-case over the set  $\mathcal{F}'$  defined as,

$$\mathcal{F}' = \left\{ (F_i)_{i \in \{0, \dots, n\}} \mid \|F_i - F_0\|_K \leq \epsilon_i \right\}.$$

Namely, we want to show that

$$\sup_{\mathbf{F} \in \mathcal{F}} \mathbb{E}_{\mathbf{y} \sim F_{x_1} \times \dots \times F_{x_n}} [R(\psi(\mathbf{y}), F_{x_0})] = \sup_{(F_i)_{i \in \{0, \dots, n\}} \in \mathcal{F}'} \mathbb{E}_{\mathbf{y} \sim F_1 \times \dots \times F_n} [R(\psi(\mathbf{y}), F_0)].$$

First note, for every  $\mathbf{F} \in \mathcal{F}$ , we have that  $\|F_{x_i} - F_{x_0}\|_K \leq \epsilon_i$  and so  $(F_{x_i})_{i \in \{0, \dots, n\}} \in \mathcal{F}'$ . This implies that,

$$\sup_{\mathbf{F} \in \mathcal{F}} \mathbb{E}_{\mathbf{y} \sim F_{x_1} \times \dots \times F_{x_n}} [R(\psi(\mathbf{y}), F_{x_0})] \leq \sup_{(F_i)_{i \in \{0, \dots, n\}} \in \mathcal{F}'} \mathbb{E}_{\mathbf{y} \sim F_1 \times \dots \times F_n} [R(\psi(\mathbf{y}), F_0)].$$



Similarly, for every  $(F_i)_{i \in \{0, \dots, n\}} \in \mathcal{F}'$  we have that,

$$\|F_0 - F_i\| \leq \epsilon_i.$$

Therefore the family of distributions satisfies the local constraint and thus

$$\sup_{\mathbf{F} \in \mathcal{F}} \mathbb{E}_{\mathbf{y} \sim F_{x_1} \times \dots \times F_{x_n}} [R(\psi(\mathbf{y}), F_{x_0})] \geq \sup_{(F_i)_{i \in \{0, \dots, n\}} \in \mathcal{F}'} \mathbb{E}_{\mathbf{y} \sim F_1 \times \dots \times F_n} [R(\psi(\mathbf{y}), F_0)].$$

□

**Proof of Proposition 2.** Fix a sample size  $n \geq 1$ . By inclusion we have that,

$$\begin{aligned} \sup_{F \in \Delta(\mathcal{Y})} \sup_{\substack{H_1, \dots, H_n \in \Delta(\mathcal{Y}) \\ \|F - H_i\| \leq \epsilon_i}} \mathbb{E}_{\mathbf{y} \sim H_1 \times \dots \times H_n} [R(\psi^{S,k}(\mathbf{y}), F)] \\ \geq \sup_{\mu_0 \in [0,1]} \sup_{\substack{\mu_1, \dots, \mu_n \in [0,1] \\ \|\mu_i - \mu_0\| \leq \epsilon_i}} \mathbb{E}_{\mathbf{y} \sim B(\mu_1) \times \dots \times B(\mu_n)} [R(\psi^{S,k}(\mathbf{y}), B(\mu_0))]. \end{aligned}$$

We next prove the reverse inequality.

For any order statistic policy  $\psi^{S,k}$ , by using the simplified expressions of  $\mathbb{E}_{\mathbf{y} \sim H_1 \times \dots \times H_n} [L(\psi^{S,k}(\mathbf{y}), F)]$  and  $L(a_F^*, F)$  established in Proposition A-1 we obtain that for any distributions  $F, H_1, \dots, H_n \in \Delta(\mathcal{Y})$  we have that,

$$\mathbb{E}_{\mathbf{y} \sim B(\mu_1) \times \dots \times B(\mu_n)} [R(\psi^{S,k}(\mathbf{y}), B(\mu_0))] = (c_u + c_o) \cdot \int_0^1 \Psi^{S,k}(F(z), H_1(z), \dots, H_n(z)) dz,$$

where  $\Psi^{S,k}$  is a mapping from  $[0, 1]^{n+1}$  to  $\mathbb{R}$  which satisfies, for every  $(z_0, \dots, z_n) \in [0, 1]^{n+1}$ ,

$$\Psi^{S,k}(z_0, \dots, z_n) = (1 - B_{k,S}((z_i)_{i \in S})) \cdot (z_0 - q) + q \cdot (1 - z_0) - \min\{(1 - q) \cdot z_0, q \cdot (1 - z_0)\}.$$

Therefore,

$$\begin{aligned} \sup_{F \in \Delta(\mathcal{Y})} \sup_{\substack{H_1, \dots, H_n \in \Delta(\mathcal{Y}) \\ \|F - H_i\| \leq \epsilon_i}} \mathbb{E}_{\mathbf{y} \sim H_1 \times \dots \times H_n} [R(\psi^{S,k}(\mathbf{y}), F)] \\ = (c_u + c_o) \sup_{F \in \Delta(\mathcal{Y})} \sup_{\substack{H_1, \dots, H_n \in \Delta(\mathcal{Y}) \\ \|F - H_i\| \leq \epsilon_i}} \int_0^1 \Psi^{S,k}(F(z), H_1(z), \dots, H_n(z)) dz \quad (\text{B-1}) \end{aligned}$$

Furthermore, for any sequence of parameters  $(\mu_i)_{i \in \{0, \dots, n\}} \in [0, 1]^n$ , by setting  $F = \mathcal{B}(\mu_0)$  and

$H_i = \mathcal{B}(\mu_i)$  for every  $i \in \{1, \dots, n\}$ , we have that for every  $z \in [0, 1]$ ,

$$\Psi^{S,k}(F(z), H_1(z), \dots, H_n(z)) = \Psi^{S,k}(1 - \mu_0, \dots, 1 - \mu_n).$$

Hence,

$$\begin{aligned} \sup_{\mu_0 \in [0,1]} \sup_{\substack{\mu_1, \dots, \mu_n \in [0,1] \\ \|\mu_i - \mu_0\| \leq \epsilon_i}} \mathbb{E}_{\mathbf{y} \sim B(\mu_1) \times \dots \times B(\mu_n)} [R(\psi^{S,k}(\mathbf{y}), B(\mu_0))] \\ = (c_u + c_o) \sup_{\mu_0 \in [0,1]} \sup_{\substack{\mu_1, \dots, \mu_n \in [0,1] \\ \|\mu_i - \mu_0\| \leq \epsilon_i}} \Psi^{S,k}(1 - \mu_0, \dots, 1 - \mu_n). \end{aligned} \quad (\text{B-2})$$

It follows from (B-1) and (B-2) that, to conclude the proof, it is sufficient to show that,

$$\begin{aligned} \sup_{F \in \Delta(\mathcal{Y})} \sup_{\substack{H_1, \dots, H_n \in \Delta(\mathcal{Y}) \\ \|F - H_i\| \leq \epsilon_i}} \int_0^1 \Psi^{S,k}(F(z), H_1(z), \dots, H_n(z)) dz \\ \leq \sup_{\mu_0 \in [0,1]} \sup_{\substack{\mu_1, \dots, \mu_n \in [0,1] \\ \|\mu_i - \mu_0\| \leq \epsilon_i}} \Psi^{S,k}(1 - \mu_0, \dots, 1 - \mu_n). \end{aligned}$$

By setting  $z_i = 1 - \mu_i$  for all  $i \in \{0, \dots, n\}$  we obtain that,

$$\bar{\Psi} := \sup_{z_0 \in [0,1]} \sup_{\substack{z_1, \dots, z_n \in [0,1] \\ |z_i - z_0| \leq \epsilon_i}} \Psi^{S,k}(z_0, \dots, z_n) = \sup_{\mu_0 \in [0,1]} \sup_{\substack{\mu_1, \dots, \mu_n \in [0,1] \\ |\mu_i - \mu_0| \leq \epsilon_i}} \Psi^{S,k}(1 - \mu_0, \dots, 1 - \mu_n). \quad (\text{B-3})$$

For every  $F \in \Delta(\mathcal{Y})$  and any  $H_1, \dots, H_n \in \Delta(\mathcal{Y})$  which satisfies for every  $i \in \{1, \dots, n\}$  that  $\|F - H_i\|_K \leq \epsilon_i$ , we have that

$$\int_0^1 \Psi^{S,k}(F(z), H_1(z), \dots, H_n(z)) dz \stackrel{(a)}{\leq} \int_0^1 \bar{\Psi} dz = \bar{\Psi},$$

where (a) follows from (B-3) and from the fact that for every  $y \in [0, 1]$ , we have, by definition of the Kolmogorov norm, that  $|F(y) - H_i(y)| \leq \epsilon_i$  for every  $i \in \{1, \dots, n\}$ . By taking the supremum over  $F, H_1, \dots, H_n$ , we obtain the desired inequality.  $\square$

**Proof of Proposition 3.** To prove this statement we derive a stronger structural statement on the expected regret of an order statistic policy  $\psi^{S,k}$  against Bernoulli distribution. Let  $\mu_0 \in [0, 1]$  and  $j \in \{1, \dots, n\}$ . Fix  $(\mu_i)_{i \in \{1, \dots, n\} \setminus \{j\}} \in [0, 1]$  and define,

$$\rho_j : \mu \mapsto \mathbb{E}_{\mathbf{y} \sim \mathcal{B}(\mu_1) \times \dots \times \mathcal{B}(\mu_{j-1}) \times \mathcal{B}(\mu) \times \mathcal{B}(\mu_{j+1}) \times \dots \times \mathcal{B}(\mu_n)} [R(\psi^{S,k}(\mathbf{y}), \mathcal{B}(\mu_0))].$$

We next show that  $\rho_j$  is non-decreasing on  $[0, 1]$  when  $\mu_0 \in [0, 1 - q]$  and non-increasing on  $[0, 1]$  when  $\mu_0 \in [1 - q, 1]$ . Assuming this fact, we conclude the proof by noting that when  $\mu_0 \in [0, 1 - q]$ , the regret is non-decreasing in any of the parameters  $\mu_1, \dots, \mu_n$ . Therefore, we set their value to the largest feasible value, which means that for every  $i$ , we set the mean of the  $i^{th}$  historical distribution to  $\min(\mu_0 + \epsilon_i, 1)$ . This implies that,

$$\sup_{\substack{\mu_1, \dots, \mu_n \in [0, 1] \\ \|\mu_i - \mu_0\| \leq \epsilon_i}} \mathbb{E}_{\mathbf{y} \sim B(\mu_1) \times \dots \times B(\mu_n)} [R(\psi^{S,k}(\mathbf{y}), B(\mu_0))] = \mathbb{E}_{\mathbf{y} \sim B(\mu_0 + \epsilon_1) \times \dots \times B(\mu_0 + \epsilon_n)} [R(\psi^{S,k}(\mathbf{y}), B(\mu_0))].$$

A similar argument enables to show that when  $\mu_0 \in [1 - q, 1]$  we have that,

$$\sup_{\substack{\mu_1, \dots, \mu_n \in [0, 1] \\ \|\mu_i - \mu_0\| \leq \epsilon_i}} \mathbb{E}_{\mathbf{y} \sim B(\mu_1) \times \dots \times B(\mu_n)} [R(\psi^{S,k}(\mathbf{y}), B(\mu_0))] = \mathbb{E}_{\mathbf{y} \sim B(\mu_0 - \epsilon_1) \times \dots \times B(\mu_0 - \epsilon_n)} [R(\psi^{S,k}(\mathbf{y}), B(\mu_0))],$$

where  $\mathcal{B}(\mu)$  is a Bernoulli with mean 1 whenever  $\mu \geq 1$  and 0 if  $\mu \leq 0$ .

We next show that  $\rho_j$  is non-decreasing on  $[0, 1]$  when  $\mu_0 \in [0, 1 - q]$  and non-increasing on  $[0, 1]$  when  $\mu_0 \in [1 - q, 1]$ .

We established in the proof of Proposition 2 that for any sequence of parameters  $(\mu_i)_{i \in \{0, \dots, n\}} \in [0, 1]^n$  the expected regret of an order statistic policy  $\psi^{S,k}$  when facing Bernoulli distributions is given by,

$$\mathbb{E}_{\mathbf{y} \sim B(\mu_1) \times \dots \times B(\mu_n)} [R(\psi^{S,k}(\mathbf{y}), B(\mu_0))] = (c_u + c_o) \cdot \Psi^{S,k}(1 - \mu_0, \dots, 1 - \mu_n),$$

where  $\Psi^{S,k}$  is a mapping from  $[0, 1]^{n+1}$  to  $\mathbb{R}$  which satisfies, for every  $(z_0, \dots, z_n) \in [0, 1]^{n+1}$ ,

$$\Psi^{S,k}(z_0, \dots, z_n) = (1 - B_{k,S}((z_i)_{i \in S})) \cdot (z_0 - q) + q \cdot (1 - z_0) - \min\{(1 - q) \cdot z_0, q \cdot (1 - z_0)\}.$$

From the expression of  $\Psi^{S,k}$ , we note that when  $\mu_0 \in [0, 1 - q]$  (resp.  $\mu_0 \in [1 - q, 1]$ ), we have that  $\rho_j$  is non-decreasing (resp. non-increasing) if and only if,  $\mu \mapsto B_{i,n}(1 - \mu_1, \dots, 1 - \mu_{j-1}, 1 - \mu, 1 - \mu_{j+1}, \dots, 1 - \mu_n)$  is non-increasing. But this follows from the fact that multivariate Bernstein polynomials are non-decreasing in all their arguments as showed in Proposition A-2.  $\square$

## C Mixture of Order Statistics Policies and LERM $\sim$

In this section we analyze randomized policies over multiple order statistic policies. In §C.1, we first define this class of policies and generalize Theorem 2 to these policies. We then introduce

LERM $\sim$  a special mixture of order statistic policy which considerably improves upon ERM.

### C.1 Definition and Performance of Mixture of Order Statistics Policies

We formally define mixture of order statistic policies as follows.

**Definition 4** (Mixture of order statistics policies). *Fix  $n \geq 1$  and denote by  $\Lambda$  the set of collections of coefficients  $\boldsymbol{\lambda} = (\lambda_{S,k})_{S \subset \{1, \dots, n\}, k \in \{1, \dots, |S|\}}$  such that  $\sum_{S,k} \lambda_{S,k} = 1$ . Then, for every  $\boldsymbol{\lambda} \in \Lambda$ , we say that  $\psi^{\boldsymbol{\lambda}}$  is a mixture of order statistic policies if and only if, for any realization of past outcomes  $\mathbf{y} \in [0, 1]^n$ , we have that,*

$$\psi^{\boldsymbol{\lambda}}(\mathbf{y}) = y_{(k),S} \quad \text{with probability } \lambda_{S,k}.$$

In the presence of randomization, we abuse notation and for every outcome distribution  $F \in \Delta(\mathcal{Y})$  and randomized action  $A \in \Delta(\mathcal{Y})$  we define the expected loss as,

$$L(A, F) = \mathbb{E}_{a \sim A} [\mathbb{E}_{y \sim F} [\ell(a, y)]]$$

In turn, similarly to order statistic policies, our analysis enables to quantify the worst-case performance of mixture of order statistics policies. In particular, we have the following.

**Proposition C-3.** *For every  $n \geq 1$ , any dissimilarity sequence  $\boldsymbol{\epsilon} \in [0, 1]^n$  and any mixture of order statistics policy  $\psi^{\boldsymbol{\lambda}}$  we have,*

$$\begin{aligned} \text{Reg}_n(\psi^{\boldsymbol{\lambda}}, \boldsymbol{\epsilon}) = \max \Big\{ & \sup_{\mu_0 \in [0, 1-q]} \mathbb{E}_{\mathbf{y} \sim B(\mu_0 + \epsilon_1) \times \dots \times B(\mu_0 + \epsilon_n)} \left[ R\left(\psi^{\boldsymbol{\lambda}}(\mathbf{y}), B(\mu_0)\right) \right], \\ & \sup_{\mu_0 \in (1-q, 1]} \mathbb{E}_{\mathbf{y} \sim B(\mu_0 - \epsilon_1) \times \dots \times B(\mu_0 - \epsilon_n)} \left[ R\left(\psi^{\boldsymbol{\lambda}}(\mathbf{y}), B(\mu_0)\right) \right] \Big\}. \end{aligned}$$

**Proof sketch of Proposition C-3.** The proof of this result follows exactly the same outline as the one of Theorem 2. The sole modification consists in establishing that, for any distributions  $F, H_1, \dots, H_n \in \Delta(\mathcal{Y})$ , the expected loss of a mixture of order statistics policy,  $\mathbb{E}_{\mathbf{y} \sim H_1 \times \dots \times H_n} [L(\psi^{\boldsymbol{\lambda}}(\mathbf{y}), F)]$  can be written as function of the cumulative distribution functions. This would generalize Proposition A-1 to mixture of order statistic policies.

We next prove this result by remarking that for any mixture of order statistic  $\psi^\lambda$ , we have,

$$\begin{aligned} \mathbb{E}_{\mathbf{y} \sim H_1 \times \dots \times H_n} [L(\psi^\lambda(\mathbf{y}), F)] \\ &= \sum_{S,k} \lambda_{S,k} \cdot \mathbb{E}_{\mathbf{y} \sim H_1 \times \dots \times H_n} [L(y_{(k),S}, F)] \\ &\stackrel{(a)}{=} (c_u + c_o) \int_0^\infty \sum_{S,k} \lambda_{S,k} \cdot \left[ (1 - B_{k,|S|}(\mathbf{H}_S(z))) \cdot (F(z) - q) + q \cdot (1 - F(z)) \right] dz, \end{aligned}$$

where (a) follows from Proposition A-1.  $\square$

## C.2 Improved Performance with Mixture of Order Statistics Policies

Figure 2 shows that ERM suffers from multiple peaking behavior as the number of samples grow. One natural approach to bypass this issue would be to smooth ERM by randomizing between different order statistics. Besbes and Mouchtaki (2021) show that an adequate randomization of order statistics can even achieve minimax optimality in the iid setting.

In the contextual setting of interest, one natural improvement over ERM would be to consider the *best* possible mixture of order statistic policy defined for every  $n \geq 1$  and every dissimilarity vector  $\epsilon \in [0, 1]^n$  as,  $\psi^{\lambda^*}$ , where  $\lambda^*$  satisfies,

$$\lambda^* \in \arg \min_{\lambda \in \Lambda} \text{Reg}_n(\psi^\lambda, \epsilon). \quad (\text{C-4})$$

However, solving (C-4) is in general computationally challenging given the size of the space  $\Lambda$ . Instead, we suggest to use a policy which search over a restricted set of possible randomization weights. We refer to this policy as LERM $\sim$ . Informally, we restrict attention to subsets of samples that are the nearest in terms of dissimilarity and only allow to randomize across order statistics for a single fixed such subset. We formally define LERM $\sim$  as follows.

**Definition 5** (LERM $\sim$ ). *For any sample size  $n$  and any dissimilarity vector  $\epsilon \in [0, 1]^n$ , we may assume without loss of generality that  $\epsilon_1 \leq \dots \leq \epsilon_n$ .*

*We define  $\mathcal{S}$  as the collection of sets  $(S_j)_{j \in \{1, \dots, n\}}$  where for every  $j \in \{1, \dots, n\}$ , we have that  $S_j = \{1, \dots, j\}$  and let  $\tilde{\Lambda}$  be a subset of  $\Lambda$  of weights which only put mass on a single set in  $\mathcal{S}$ . Formally, we have that  $\lambda \in \tilde{\Lambda}$  if and only if,*

$$\begin{aligned} \lambda_{S,k} &= 0 \quad \text{for any } S \notin \mathcal{S} \\ \lambda_{S,k} \cdot \lambda_{S',j} &= 0 \quad \text{for any } S, S' \in \mathcal{S} \text{ and any } j, k \end{aligned}$$

We define the LERM $\sim$  policy, denoted by  $\psi^{\text{LERM}\sim}$  as the randomization of order statistics policy  $\psi^{\tilde{\lambda}}$ , where

$$\tilde{\lambda} \in \arg \min_{\lambda \in \tilde{\Lambda}} \text{Reg}_n(\psi^\lambda, \epsilon).$$

The LERM $\sim$  policy therefore uses the  $k$  closest samples (for the best possible  $k$ ) and then finds the best way to randomize between order statistics among the associated observed outcomes.

**Comparison of LERM $\sim$  and ERM.** We next discuss additional limitations of ERM that emerge from our exact analysis and present improvements enabled by LERM $\sim$ . We plot in Figure 3 the worst-case performance of ERM for a larger unobserved dissimilarity amplitude than the one discussed in Section 4. We also plot the performance of a policy which randomizes between order statistic but similarly to ERM uses *all* samples. We observe that, besides the local peaking behavior

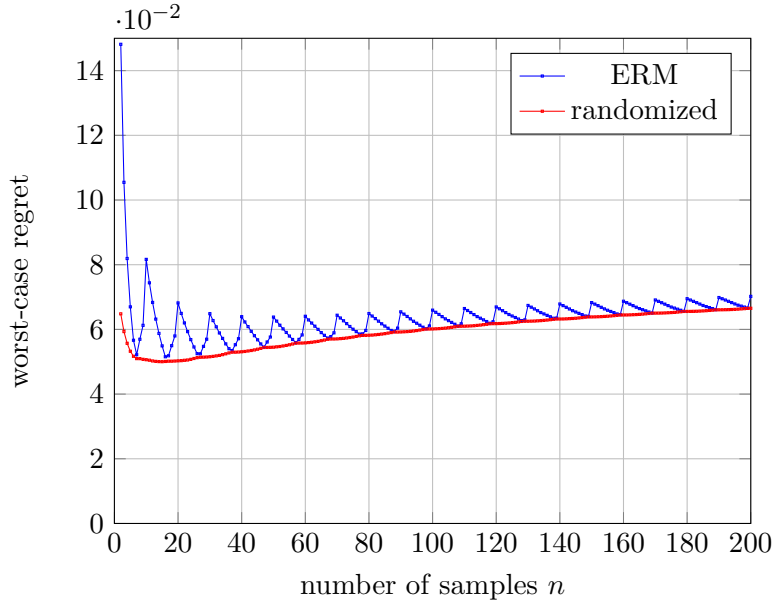


Figure 3: **Comparison of ERM and a randomized order statistic policy using all samples.** The figure depicts the worst-case regret of the Empirical Risk Minimization policy for  $\zeta = .1$  and as a function of the sample size  $n$  ( $q=.9$ ).

of ERM our exact worst-case analysis unveils a more concerning “global” non-monotonicity. The algorithm’s performance deteriorates after reaching a certain global minimum and the asymptotic performance with a large amount of samples is worse than the performance with a few number of samples. This insight cannot be captured by general purpose bounds: as seen in Figure 2, these bounds are monotonically decreasing as the number of samples increases. The red curve presents the performance of algorithm which alleviates the local peaking behavior by randomizing

over order statistics. This methodology was previously introduced by [Besbes and Mouchtaki \(2021\)](#) and enables to ensure a decreasing worst-case regret as a function of the number of samples in the iid setting. As we see here, this does not yet resolve the global non-monotonicity behavior and one should actually use less samples than the one at hands.

In turn, the  $\text{LERM}^\sim$  algorithm consists in applying the randomization which enables to achieve the performance of the red curve in Figure 3 and additionally only uses the number of samples ensuring minimal worst-case regret rather than using all samples available. For sake of completeness we illustrate the performance of  $\text{LERM}^\sim$  below.

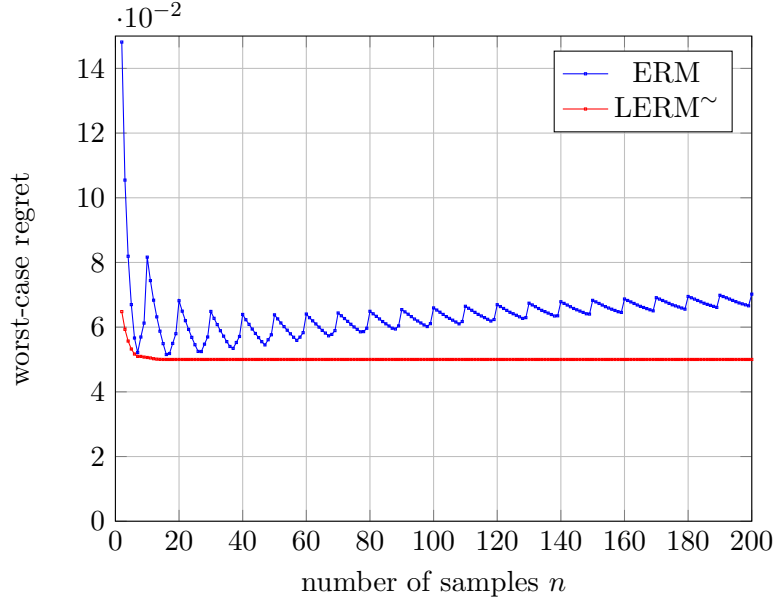


Figure 4: **Comparison of ERM and  $\text{LERM}^\sim$** . The figure depicts the worst-case regret of the Empirical Risk Minimization and  $\text{LERM}^\sim$  policies for  $\zeta = .1$  and as a function of the sample size  $n$  ( $q=.9$ ).

## D Comparison to Previous Bounds

In this section, for any fixed out-of-sample distribution  $F_0$  and for  $\mathbf{y} \in [0, 1]^n$ , we let  $\tilde{R}_n(\mathbf{y}) = R(\psi^{\text{ERM}}(\mathbf{y}), F_0)$ . In their equation (7), [Mohri and Muñoz Medina \(2012\)](#) show that, for any  $\delta \in (0, 1)$ , we have

$$\mathbb{P} \left( \tilde{R}_n(\mathbf{y}) \geq 4 \cdot \text{comp}_n + \frac{2}{n} \sum_{i=1}^n \sup_{a \in \mathcal{Y}} |L(a, F_i) - L(a, F_0)| + \max(q, 1 - q) \cdot \sqrt{\frac{\log(\delta^{-1})}{2n}} \right) \leq \delta, \quad (\text{D-5})$$

where the probability is taken with respect to outcomes sampled from historical distributions  $\mathbf{y} \sim F_1 \times \dots \times F_n$  and  $\mathbf{comp}_n$  is a notion of sequential Rademacher complexity.

Let  $\beta_n = 4 \cdot \mathbf{comp}_n + \frac{2}{n} \sum_{i=1}^n \sup_{a \in \mathcal{Y}} |L(a, F_i) - L(a, F_0)|$ . We next convert this probabilistic bound into a bound on the expected regret. By applying the change of variable  $\eta = \max(q, 1-q) \cdot \sqrt{\frac{\log(\delta^{-1})}{2n}}$ , one can rewrite (D-5) as,

$$\mathbb{P}(\tilde{R}_n(\mathbf{y}) - \beta_n \geq \eta) \leq \exp\left(-\frac{2\eta^2 \cdot n}{\max(q, 1-q)^2}\right)$$

Therefore,

$$\begin{aligned} \mathbb{E}[\tilde{R}_n(\mathbf{y})] - \beta_n &= \int_0^\infty \mathbb{P}(\mathbb{E}[\tilde{R}_n(\mathbf{y})] - \beta_n \geq \eta) d\eta \\ &\leq \int_0^\infty \exp\left(-\frac{2\eta^2 \cdot n}{\max(q, 1-q)^2}\right) d\eta \\ &= \max(q, 1-q) \sqrt{\frac{\pi}{2n}} \int_0^\infty \frac{\sqrt{4n}}{\max(q, 1-q)} \cdot \frac{1}{\sqrt{2\pi}} \exp\left(-\frac{2\eta^2 \cdot n}{\max(q, 1-q)^2}\right) d\eta \\ &\stackrel{(a)}{=} \max(q, 1-q) \sqrt{\frac{\pi}{8n}}, \end{aligned}$$

where (a) follows by remarking that the integrand is the pdf of a normal with mean 0 and standard deviation  $\frac{\sqrt{4n}}{\max(q, 1-q)}$ . We next take a worst-case over the Bernoulli distributions characterized in Theorem 2. We note that, for any means  $\mu_1, \mu_2 \in [0, 1]$ ,

$$\sup_{a \in \mathcal{Y}} |L(a, \mathcal{B}(\mu_1)) - L(a, \mathcal{B}(\mu_2))| = \max(q, 1-q) |\mu_1 - \mu_2|,$$

where the supremum is achieved either for  $a = 0$  or  $1$ .

We finally conclude that the implied upper bound on the expected regret of ERM evaluated for the Bernoullis of Theorem 2 is equal to,

$$4 \cdot \mathbf{comp}_n + 2 \max(q, 1-q) \cdot \zeta + \max(q, 1-q) \sqrt{\frac{\pi}{8n}},$$

where  $\mathbf{comp}_n$  now represents some worst-case rademacher complexity which we compute numerically.

## E Linear Model with Partially Observed Contexts

In this section we present a detailed explanation of Example 1. Recall that in this example, we assume that the space of observed contexts  $\mathcal{X}$  is the unit ball for the euclidean norm in  $\mathbb{R}^d$ .



We then consider a linear model in which the outcome is a noisy linear function of an enriched context  $(x, z) \in \mathcal{X} \times [0, 1]$ , i.e., there exists  $(\theta, \alpha) \in \mathbb{R}^d \times \mathbb{R}$  such that,

$$y = \theta^\top x + \alpha \cdot z + \xi,$$

where  $\xi$  is an independent variable following a standard Gaussian distribution. We note that in this model, the decision-maker does not observe  $z$  and therefore does not have a complete understanding of the effect of contexts on outcomes.

We next compute the amplitude of unobserved dissimilarity as follows. For any  $x \in \mathcal{X}$ , we need to understand the largest drift in distribution that cannot be explained by  $x$ . This quantity is equal to

$$\sup_{z, z' \in [0, 1]} \|F_{(x, z)} - F_{(x, z')}\|_K$$

We note that,  $F_{(x, z)}$  is a normal distribution with mean  $\theta^\top x + \alpha \cdot z$  and standard deviation 1. Therefore, for any two enriched contexts  $(x, z)$  and  $(x, z') \in \mathcal{X} \times [0, 1]$ , by denoting by  $\Phi$ , (resp.  $\phi$ ) the cumulative distribution function (resp. probability density function) of the standard gaussian we have that,

$$\begin{aligned} \|F_{(x, z)} - F_{(x, z')}\|_K &= \sup_{y \in \mathbb{R}} \|\Phi(y - \theta^\top x + \alpha \cdot z) - \Phi(y - \theta^\top x + \alpha \cdot z')\| \\ &\stackrel{(a)}{\leq} |\alpha| \cdot |z - z'| \cdot \sup_{y \in \mathbb{R}} \phi(y) = \frac{|\alpha| |z - z'|}{\sqrt{2\pi}}, \end{aligned}$$

where (a) follows from mean value theorem.

Therefore, we can capture the amplitude of unobserved dissimilarity by setting  $\zeta = \frac{|\alpha|}{\sqrt{2\pi}}$ .