

Conversation Style Transfer using Few-Shot Learning

Shamik Roy^{1*} Raphael Shu² Nikolaos Pappas² Elman Mansimov²
Yi Zhang² Saab Mansour² Dan Roth²

Purdue University¹ AWS AI Labs²

roy98@purdue.edu

{zhongzhu, nppappa, mansimov, yizhngn, saabm, drot}@amazon.com

Abstract

Conventional text style transfer approaches for natural language focus on sentence-level style transfer without considering contextual information, and the style is described with attributes (e.g., formality). When applying style transfer on conversations such as task-oriented dialogues, existing approaches suffer from these limitations as context can play an important role and the style attributes are often difficult to define in conversations. In this paper, we introduce conversation style transfer as a few-shot learning problem, where the model learns to perform style transfer by observing only the target-style dialogue examples. We propose a novel in-context learning approach to solve the task with style-free dialogues as a pivot. Human evaluation shows that by incorporating multi-turn context, the model is able to match the target style while having better appropriateness and semantic correctness compared to utterance-level style transfer. Additionally, we show that conversation style transfer can also benefit downstream tasks. Results on multi-domain intent classification tasks show improvement in F1 scores after transferring the style of training data to match the style of test data.

1 Introduction

Recent advances in neural dialogue models (Gao et al., 2018; Zhang et al., 2020; Ni et al., 2022) enabled the handling of complex conversational scenarios. However, one key challenge that still remains in conversational AI is to obtain the desired conversation style. Conversations in nature are dynamic and the style requirement of utterances in a conversation depends on many factors including domain (e.g., banking vs restaurant), situation (e.g., conversation with someone angry vs depressed), the speaker demographics (e.g., senior vs younger) among others, making style transfer of the

*Work done during an internship at AWS AI Labs.

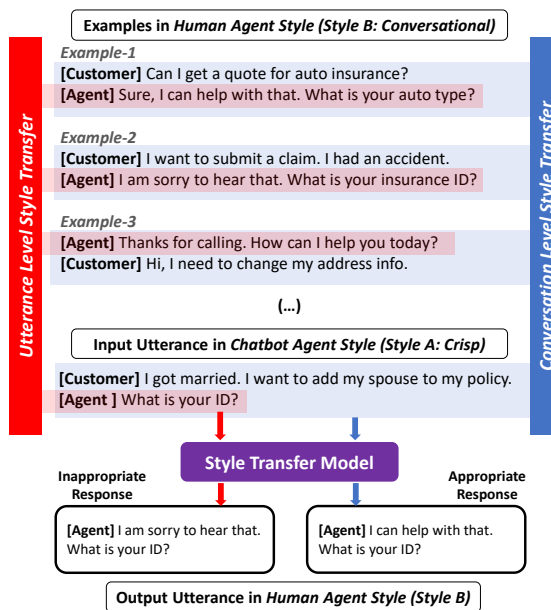


Figure 1: Transferring the style of an utterance from chatbot to human agent style based on three utterance-level (single-turn) and conversation-level (multi-turn) examples as input. Additional conversational context helps the style transfer model to yield a more appropriate response as the dialogue contains useful information that can be leveraged during the generation process.

whole conversation more challenging compared to style transfer of a single utterance.

Existing studies on Text Style Transfer (TST) focused on transferring the style at sentence level from one known style to another (Pavlick and Tetreault, 2016; Rao and Tetreault, 2018; Niu et al., 2018; Wang et al., 2019; Briakou et al., 2021) by ignoring contextual information, such as the previous turn in a conversation. However, as demonstrated in Figure 1, the context plays an important role in defining conversation style.

In this paper, we explore a novel task: *few-shot learning for conversation style transfer*. Here, a style transfer model is expected to convert the style of input conversation based on a few example con-

Example conversations	Avg. politeness	Intuitive style attributes
CHIPOTLE [Customer] \$3 burritos and I'm nowhere near a Chipotle [Agent] Bummer. I'm so sorry. How far away is the closest location? -Becky	0.51	Friendly, Conversational, Not-Impolite
COMCAST [Customer] My internet is down and xfinity talkin about 24-72 hours... y'all have the game messed up. [Agent] I understand this is a frustrating experience, please send a DM with your account information so I can look into this matter for you	0.77	Formal, Task-Oriented
VIRGINTRAINS [Customer] See attached error message. I've tried leaving a voicemail several times in the past week. [Agent] Have you tried from another device?	0.50	Direct, To-the-point, Bot-like

Table 1: Example conversations of customer care agents from TWCS dataset that show the limitation of style definitions using fixed attributes, here Politeness. Chipotle and VirginTrains customer care agents get roughly the same politeness score by an off-the-shelf politeness classifier (Danescu-Niculescu-Mizil et al., 2013) though intuitively their style attributes are different.

versations in the target style. This is in contrast with the common methodologies in TST, where the style is assumed to be describable with known and well-defined attributes (e.g., politeness, friendliness) (Zhang et al., 2018; Madaan et al., 2020; Reif et al., 2022). For conversations, defining such attributes is challenging due to the dynamic nature and domain dependency. Also, the style of a conversation may be a combination of many attributes. Examples from TWCS dataset (Axelbrooke, 2017) in Table 1 show that the agent responses from Chipotle and VirginTrains services are identified to have similar politeness scores by an off-the-shelf politeness classifier (Danescu-Niculescu-Mizil et al., 2013) but their actual styles are drastically different upon a closer look.

The proposed *few-shot conversation style transfer* task addresses several key challenges. Firstly, the interpretation of style attributes of the source/-target dialogues is no longer required rather the style is defined solely through a few example dialogues. Secondly, it does not require parallel data in the form of source-to-target pairs, which is expensive and difficult to collect. Finally, conversation style transfer is performed with only a few example dialogues in the target style. In this paper, we show that transferring the conversation style in such a setting helps downstream applications such as chatbot personalization and domain adaptation for training.

Tailored for the proposed few-shot learning problem, we propose a novel method based on in-context learning (Brown et al., 2020). We propose

to perform source-to-target style transfer with style-free dialogues as pivots. In this approach, we first prompt pre-trained large language models (LLMs) to perform style reduction on source dialogue, then use another set of prompts to rewrite the style-free dialogue to match the target style.

To accurately and efficiently evaluate the quality of conversation style transfer with different models, we conduct human evaluation on style strength, appropriateness, and semantic correctness. The appropriateness assessment is unique to conversation style transfer, which evaluates whether the transferred utterances are out-of-context. Appropriateness is unique and critical for TOD applications as inappropriate responses (as shown in Figure 1) can result in a degraded user experience. As supplementary metrics, we report automatic scores including classifier-based style strength and semantic similarity scores. We observe that utterance-level style transfer without contextual information can achieve the highest style strength scores, however, results in low appropriateness and semantic correctness. On the other hand, by including contextual information, although, with lower style strength, the transferred utterances are more appropriate and semantically correct.

Conversation style transfer can be applied in downstream tasks as a data augmentation or domain adaptation technique. We perform an extrinsic evaluation of style transfer in such a setting for intent classification task, where the training and test data for the task are from different style domains. We apply few-shot conversation style transfer on the training data to convert it to the test style before training. As a result, we observe improvement in intent classification F1 scores across three domains, demonstrating the usefulness of style transfer of conversations in such downstream applications.

2 Problem Formulation: Few-Shot Conversation Style Transfer

In this section, we propose the novel task of conversation style transfer based on a few non-parallel examples, that does not rely on style attribute definitions (the task is illustrated in Figure 1). Given a conversation in source style A and a few shot non-parallel conversations in target style B, the task is to transfer the style of the conversation in source style A to style B. We address the following limitations of the state-of-the-art models in this task.

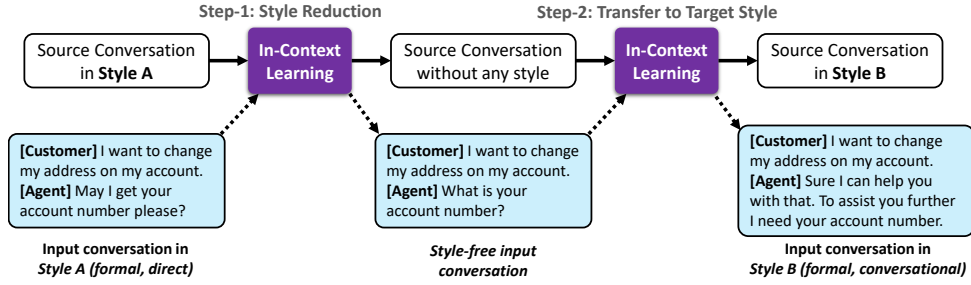


Figure 2: The proposed two-step in-context learning based approach for conversation style transfer: (*Step 1*) The source conversation is stripped from its style and converted to a neutral style (style-free). (*Step 2*) The style-free conversation is converted to the target style. Both conversion steps are learned in context.

Few-shot availability of the target style examples: Most of the existing works in style transfer operate under the assumption that a large amount of text is available in the target style to train a model (Niu et al., 2018; Wang et al., 2019; Zhang et al., 2018; Briakou et al., 2021; Madaan et al., 2020; Cheng et al., 2020; Reif et al., 2022). But this assumption may not hold in real-world settings. Hence, we limit target style data to a few dialogues.

Style transfer to arbitrary style: Existing works explicitly define style attributes (e.g., politeness) and transfer a text with a *known* style attribute to a style with another *known* attribute, such as impolite to polite (Madaan et al., 2020). But the style of a conversation can be difficult to define with a fixed set of attributes as shown in Table 1, and conversation style may be a combination of many attributes as conversations are dynamic. Hence, in this paper, we study the problem of style transfer of conversations where the style attributes of the source and the target styles are *not necessarily known*.

Non-parallel examples: To train a model for transferring the style of a conversation from a source to a target style with a few examples, ideally we want parallel conversations in the source and target styles (Reif et al., 2022; Suzgun et al., 2022). However, parallel data is difficult to obtain and scale to many styles (including out-of-domain styles) due to challenges in determining conversational style attributes and stylizing conversations. Hence, we assume access to a few examples in the source and the target styles that are *not parallel*.

Evaluation criteria: A successful conversation style transfer model is expected to produce dialogues matching the target style, while preserving the original semantics and appropriateness of the

turns. So in this paper, we evaluate our models on the following metrics.

- **Style Strength:** Following previous studies (Reif et al., 2022; Han et al., 2022) we evaluate the target style strength of utterances produced by a style transfer model. The style strength scores are higher if the transferred utterances match the target style.
- **Semantic Correctness:** In the context of TOD, we define semantic correctness as the preservation of intents in the style transferred utterances.
- **Appropriateness of Response:** Appropriateness of response can be defined as the coherence of a response given the previous turn in a conversation. This is required in TODs to prevent the style transferred utterances in a dialogue from being out-of-context.

Positive and negative examples of these metrics are shown in Table 20 in Appendix K.

3 In-Context Learning for Conversation Style Transfer

In this section, we propose a novel in-context learning based method using large language models (LLMs) for few-shot conversation style transfer. The method is illustrated in Figure 2.

3.1 In-context learning with non-parallel examples in source and target styles

To tackle the problem of the unavailability of parallel conversations in source and target styles (as described in Section 2), in this work, we propose a cheaper alternative solution, which prompts the language models with dialogues in one style and their style-free versions. Previous work (Madaan

et al., 2020) also showed the effectiveness of style transfer after reducing the source text to a style free format and then convert the style free format to the target style (although they relied on large amount of training data for the purpose). Inspired from these intuitions we break down the task of style transfer in the following two steps.

1. **Style Reduction:** In this step, we use in-context learning method using LLMs to reduce the source conversation to a style-free form. As a result, we need parallel examples only in the form (C_A, C') for prompting LLMs, where C_A is a conversation in source style A and C' is the style free form of C_A .
2. **Transfer to the Target Style:** In this step we use another in-context learning step where we convert the style-free input conversation to the target style. This step also requires parallel examples only in the form (C', C_B) , where C_B is a conversation in target style B and C' is the style free form of C_B .

We use human supervision to construct the parallel $(C_{A/B}, C')$ examples as it is easier for humans to rewrite a conversation in style-free format and it omits the requirement of having knowledge about the target style. Prompt structures and examples for in-context learning for the above two steps can be found in Appendix A.

3.2 Dynamic Prompt Selection

To boost the efficiency of in-context learning in conversation style transfer, we propose a novel semantic similarity based dynamic prompt example selection procedure. Dynamic prompt selection has been shown effective in other tasks in prior works (Reif et al., 2022; Han et al., 2022). In our method, we first concatenate all of the utterances of a participant in a conversation sequentially. Then we use a sentence transformer (Reimers and Gurevych, 2019) designed for semantic search to encode the concatenated utterances to get a semantic meaning based embedding. For each test conversation we measure the cosine similarity between the embedding of the test conversation and all of the available few-shot training conversations. We select the top-k semantically similar few-shot examples for the test conversation during prompting. The more semantically similar conversation appears later in the prompt to place it closer to the test conversation in the prompt. The effectiveness of this approach

is examined by comparing it with random prompt example selection method in Section 4.

3.3 Baseline: Utterance level style transfer

Existing works study style transfer at utterance level with in-context learning (Reif et al., 2022; Suzgun et al., 2022); we use utterance-level style transfer as a baseline. We transfer the style of the utterances of one party in a conversation utterance by utterance using the same procedure described above. For dynamic prompt selection, we measure semantic similarity between single utterances instead of concatenating all utterances of a party in a conversation. As existing models are either applicable to utterance level only (Riley et al., 2021) or require a lot of training data (Madaan et al., 2020) for style transfer, they are not applicable in conversation style transfer in the few-shot setting.

4 Experiments

In this section, we present evaluation setup and results of the proposed approach on style transfer quality including style strength, appropriateness, and semantic correctness. Then, we show the evaluation results of applying the approach on a downstream task, namely intent classification.

4.1 Setup

Dataset: Given our focus on task-oriented dialogues, we extract style transfer dataset from (1) **TWCS dataset (referred to as TWCS)** (Axelbrooke, 2017): contains real-life human customer care agent dialogues with customers of different companies, and (2) **Cross-domain conversational data from DSTC11 intent induction track (referred to as DSTC11)**¹: contains human-to-human (human agents) and human-to-bot (bot agents) dialogues. We select human agents dialogues (addressed as H_1) and bot agents dialogues (addressed as B) from DSTC11, and human-to-human dialogues from Chipotle customer care from TWCS (addressed as H_2).

We observed that the three styles, H_1 , H_2 , and B are holistically different. Some observed properties of the human styles (H_1 , H_2) are that they are engaging, conversational, and use diverse vocabularies (Table 2). Being conversational and engaging, humans can be formal or casual and may use different structures for their responses. For

¹<https://github.com/amazon-research/dstc11-track2-intent-induction>

Styles	Avg. agent turns / conv.	Avg. words / agent turn (Crispness)	Vocabulary size (Diversity)
H_1	35.84 (± 9.6)	11.62 (± 8.9)	6529
B	5.23 (± 3.3)	6.55 (± 1.8)	142
H_2	2.64 (± 0.8)	11.55 (± 6.3)	1698

Table 2: Quantitative differences among styles H_1 , H_2 , and B . Human agents (H_1 , H_2) are more conversational and use diverse words compared to bots (B). The bot style is very crisp and to-the-point. Apart from these properties, in human style, H_2 agents sign their names at the end of the response 98% of the time.

Styles	High PMI style indicator lemmas
H_1	mister, alright, sorry, kindly, bye, mhm, uh, um, worry, huh, morning, pleasure, sir, good-bye, yes, fine, ok, afternoon, great, yeah, perfect, oh, sure, thank, glad
B	please, welcome, hello
H_2	cool, inconvenience, apology, wow, totally, fan, asap, frustrating, unfortunately, hey, disappointing, awesome, troubling, guy, shoot, gonna, ah, gotcha, friend, love, appreciate, bummer, happy, definitely, hope

Table 3: High PMI style indicator lemmas for each style domain (details on PMI calculation are in Appx. B.1). Chatbots (B) are crisp and do not use many non-topic-specific words. Mostly formal words are used in human style H_1 , and many informal and friendly words (e.g., bummer) are used in human style H_2 . Example conversations of each style can be found in Appx. B.

example, human style H_1 is formal (uses formal words such as ‘mister’) while the other human style H_2 is casual and friendly (uses millennial phrases such as ‘cool’, ‘asap’). Additionally, in H_2 , human agents sign their names at the end of each response implying a structural stylistic property of this human style. Some observed properties of the bot style are crispness and to-the-point while not being informal. These observed properties are summarized with quantitative and qualitative analyses in Table 2 and 3, and example conversations in these three styles are presented in Table 12 in Appendix. These analyses support our observation that conversation styles are rather holistic and difficult to characterize using a fixed set of attributes.

In this paper, we study style transfer with the three complex styles stated above where we are able to evaluate the style transfer performance on drastically different style pairs (e.g., human style H_1/H_2 to bot style B), as well as pairs with nuanced differences (e.g., human style H_1 to human style H_2). The style directions we studied in this paper and corresponding dataset statistics are shown

Style Directions	# conversations	Validation Set		Test Set	
		# seg-ments	# agent utt.	# seg-ments	# agent utt.
$H_1 \rightarrow B$	25	201	497	65	164
$H_1 \rightarrow H_2$	25	201	495	65	166
$B \rightarrow H_1$	25	37	90	65	152
$B \rightarrow H_2$	25	37	90	65	152

Table 4: Dataset statistics. Conversations are divided into segments consisting of 4-5 turns. We cover four style transfer directions from/to human style 1 (H_1), human style 2 (H_2) and bot style (B).

in Table 4.

In-context Learning: We conducted in-context learning experiments with two decoder-only LLMs: GPT NeoX (Black et al., 2022) (20B parameters) and Bloom (<https://huggingface.co/bigscience/bloom>) (176B parameters). Details on the models can be found in Appendix F.

Prompt Settings: We tune two hyperparameters in the prompt: (1) number of contextual turns from dialogue history, (2) number of examples in prompt. For the number of contextual turns, we experiment with short segment (2 turns) and long segments (4-5 turns). For number of examples, we select the hyperparameter based on the validation set². Note that when increasing the number of turns further, the maximum context length of LMs is reached quickly, therefore, we leave in-context learning with full dialogue context as a future work. In Appendix A, we show example prompts for baseline (utterance-level), short-segment and long-segment.

Construction of Few-Shot Examples: As mentioned in Sec. 3.1, we construct a few (styled, style-free) conversation pairs for each style domain using human supervision. Comparing the creation of true parallel data between source and target styles, such an approach is easy to execute for humans and results in reusable examples. Humans were asked to reduce the style of the whole conversation. It took approximately 5 minutes for a human to rewrite a 10-12 turns conversation to a style-free form. As the style reduction is a cheap one-time effort in our work, we leave automatic style reduction as a future work. The human annotation method, statistics, and examples can be found in Appx. B.2.

²We test 5, 10, 20 examples in the prompt for utterance level style transfer and short segments, and 4, 8 examples for long segments on validation set. As a result, the best hyperparameter were 10, 10 and 8 for utterance-level, short segment and long segment respectively (see Appendix C).

Models (# shots)	Style di- rections	Target style strength		
		Before	After / Prompt selection	
		-	Random	Dynamic
Utterance level style transfer (10 shots)	$H_1 \rightarrow B$	0.010	0.077	0.150
	$H_1 \rightarrow H_2$	0.112	0.182	0.215
	$B \rightarrow H_1$	0.001	0.411	0.556
	$B \rightarrow H_2$	0	0.337	0.671
	Average	0.031	0.252	0.398
2-turns conv. level style tran. (10 shots)	$H_1 \rightarrow B$	0.010	0.045	0.119
	$H_1 \rightarrow H_2$	0.112	0.165	0.199
	$B \rightarrow H_1$	0.001	0.101	0.399
	$B \rightarrow H_2$	0	0.062	0.113
	Average	0.031	0.093	0.208
4/5-turns conv. level style tran. (8 shots)	$H_1 \rightarrow B$	0.010	0.100	0.160
	$H_1 \rightarrow H_2$	0.112	0.165	0.173
	$B \rightarrow H_1$	0.001	0.291	0.420
	$B \rightarrow H_2$	0	0.058	0.110
	Average	0.031	0.154	0.216

Table 5: Comparison between dynamic and random prompt selection on target style strength across utterance and conversation level style transfers.

Automatic Evaluation: To measure the strength of the target style automatically, we train RoBERTa (Liu et al., 2019) based binary text classifiers to classify between the source style and the target style. Training data for these classifiers were obtained from conversational data with both styles. The validation accuracy of the classifiers to differentiate between styles (H_1, B) , (H_1, H_2) , (H_2, B) were 99.89%, 93.3% and 100%, respectively. The details on these classifiers can be found in Appx. J. We treat the confidence scores of the classifiers as the style strength scores. For semantic similarity we measure the cosine distance between SBERT embeddings (Reimers and Gurevych, 2019) of a source utterance and the corresponding style transferred utterance. For the evaluation of appropriateness, we rely only on human evaluation as it is difficult to get an automatic method to measure it.

Human Evaluation: To obtain direct assessment on style transfer quality of different models efficiently, we perform ranking-based human evaluation on style strength and appropriateness. To evaluate style strength, we present human evaluators with utterances in the target style to train them on the properties of the target style. Then we present them with a source utterance and the style transferred versions of it by proposed models and the baseline. The model names were kept hidden from them and the order of the utterances was shuffled. Then we asked the evaluators to rank all of the versions of the same utterance in a descending order based on the style similarity with the reference utterances. For evaluating appropriateness,

we present human evaluators with a source agent utterance and all versions of the style transferred utterances along with the immediate previous customer turn as context. Then we ask the evaluators to rank them based on the appropriateness of the agent response. For evaluating semantic correctness, we present human evaluators with a source utterance and the corresponding style transferred utterances. We ask them for each style transferred version if it is semantically similar, partially similar or dissimilar to the source utterance. Each data point was evaluated by three human evaluators who are professional data linguists. We did not include data points where all of the models generated exactly the same response. We convert the rankings of the evaluators to a scale of 1 where a higher score means higher rank (i.e. more appropriate or more similar in style). To aggregate scores, we average ranking scores by three evaluators. The pairwise comparison statistics among the models can be found in Appx. D.5. For semantic correctness, we select the label by taking majority voting. Details on human evaluation data statistics, evaluation interfaces, inter-annotator agreement and rank-scaling can be found in Appx. D.

Ablation Study: We compare dynamic prompt selection with random prompt selection (described in Sec. 3.2). With the ablation on automatic style strength metric using GPT-NeoX, we found that dynamic prompt selection outperforms the random prompt selection method as shown in Table 5.

4.2 Results

We show human evaluation results on utterance-level and segment-level style transfer in Table 6. Models were run on test data (Table 4) using the best hyper-parameters and prompt selection method obtained in the ablation step. We first observe that highest style strength rank score is achieved when performing utterance-level style transfer, however, this resulted in lower appropriateness score. This observation shows that performing conversation style transfer without the dialogue context has significant risk of resulting in inappropriate agent utterance (i.e., utterances do not fit into the context). We can also observe in Table 6 that the smaller LLM GPT-NeoX suffers more from the problem of generation of inappropriate responses compared to the larger LLM Bloom.

Next, we observe that if we increase context (4/5 turns) in the conversation style transfer, the style

		GPT-NeoX (20B)				Bloom (176B)			
Style	Original	Utterance Level	Conversation Level		Original	Utterance Level	Conversation Level		
		Utterances	1 turn	2 turns		4/5 turns	Utterances	1 turn	2 turns
Style Strength	$H_1 \rightarrow B$	0.392	0.864	0.714	0.561	0.435	0.876	0.719	0.720
	$H_1 \rightarrow H_2$	0.15	0.854	0.855	0.838	0.125	0.895	0.924	0.538
	$B \rightarrow H_1$	0.574	0.851	0.846	0.690	0.378	0.692	0.622	0.856
	$B \rightarrow H_2$	0.043	0.989	0.805	0.690	0.024	0.958	0.897	0.484
	Average	0.290	0.890	0.805	0.695	0.241	0.855	0.791	0.650
Appropriate.	$H_1 \rightarrow B$	0.997	0.943	0.971	0.979	0.991	0.968	0.974	0.966
	$H_1 \rightarrow H_2$	0.980	0.798	0.985	0.977	0.997	0.917	0.972	0.974
	$B \rightarrow H_1$	0.997	1.0	0.997	0.987	0.995	0.995	0.980	0.968
	$B \rightarrow H_2$	0.990	0.481	1.00	0.978	0.995	0.923	0.957	0.976
	Average	0.991	0.806	0.988	0.980	0.995	0.951	0.971	0.971
Semantic Correct.			yes-partial-no	yes-partial-no	yes-partial-no		yes-partial-no	yes-partial-no	yes-partial-no
	$H_1 \rightarrow B$		0.89-0.02-0.09	0.94-0.01-0.05	0.92-0.03-0.05		0.95-0-0.05	0.97-0-0.03	0.77-0.03-0.20
	$H_1 \rightarrow H_2$		0.92-0.01-0.07	0.96-0.01-0.03	0.94-0.02-0.04		0.89-0.01-0.10	0.96-0-0.04	0.84-0.01-0.15
	$B \rightarrow H_1$		1.00-0-0	0.98-0-0.02	0.96-0.02-0.02		1.00-0-0	0.97-0-0.03	0.86-0-0.14
	$B \rightarrow H_2$		0.99-0-0.01	1.00-0-0	1.00-0-0		1.00-0-0	0.99-0-0.01	0.88-0-0.12
Average		0.95-0.01-0.04	0.97-0-0.03	0.96-0.01-0.03		0.96-0-0.04	0.97-0-0.03	0.84-0.01-0.15	

Table 6: Human evaluation results for utterance level (baseline) and conversation level style transfer with GPT-NeoX and Bloom LLMs using our model. The best average score over all style dimensions are marked in bold. Utterance level style transfer achieves higher style strength but conversation level style transfers yield more appropriate and semantically correct responses. Statistics with SDs can be found in Appendix G.

strength decreases but appropriateness is preserved. Interestingly, for the larger LLM Bloom, the semantic similarity decreases with the increase of context. We found out that sometimes Bloom generates new agent utterances different from the source utterances or swaps the agent utterance with the customer utterance when performing 4-5 turns conversation level style transfer (examples are shown in Appendix I). Hence, resulting in semantically dissimilar utterances.

Therefore, we conclude that the LLMs are still not successful in conditioning on larger context when performing style transfer. So a limited context consisting of 2 utterances is the optimal setting for style transfer in our study. Automatic evaluation results on the test set resulted in the same pattern (shown in Appx. G). Examples of style transferred conversations in all style directions by various versions of our model are shown in Appx. H. We present examples of errors by various versions of the models in Table 7.

4.3 Evaluation on Downstream Task

Downstream applications of conversation style transfer are understudied. In this paper, we apply conversation style transfer to intent classification. We evaluate the setting where we have abundant of training data in one style and the test data is in a different style. We test our approach on three domains in DSTC11 intent induction dataset: insurance, banking and finance. Here, the training

data is in human-to-human (h2h) style and the test data is in human-to-bot (h2b) style. We transfer the training data from h2h style to h2b style before training a RoBERTa-based intent classifier.

We ran an ablation (using banking and finance data) with utterance-level style transfer and short-segment style transfer using GPT-NeoX and observed that train data transferred to h2b style using utterance-level style transfer results in higher intent classification scores. We conjecture the reason is that utterance-level style transfer has the strongest style strength score, benefiting the application of domain adaptation. We report results with this method on the all three domains in Table 8. The intent classification results show statistically significant improvement in insurance and banking, and non-significant improvement in finance, compared to the baseline where the training data has h2h style. Data statistics, experimental details and ablation study can be found in Appendix E.

5 Related Works

Style transfer in NLP has been studied in many variations. One line of research studied this problem as transferring to/from the style of popular novelists to/from modern English. Such as Boyd et al. (2020) used paraphrasing model for this purpose. Another variation is transferring style to a fictional movie/novel character’s style as studied by Han et al. (2022). Other works studied style transfer by

Example Conversations		Models	Human Evaluation Scores		
			Style Strength	Appropriateness	Semantic Correct.
Example-1	Previous Turn: [Customer] I don't think so. Oh! Yes, when will I get new cards for my son?				
	Original Turn (H ₁): [Agent] let me check on that for your		0.33	1	-
	Transferred (H ₂): [Agent] I'm sorry to hear that. Can you please let me check on that for you? -AC	1 turn	1	0	Yes
	[Agent] Oh, I will check on that for you. -AC	2 turns	0.72	1	Yes
	[Agent] I will check on that for you. -Gabe	4/5 turns	0.61	1	Yes
Example-2	Previous Turn: [Customer] The purpose is to check if I have cancer.				
	Original Turn (B): [Agent] May I have your email address?		0.33	1	-
	Transferred (H ₁): [Agent] What's your email address?	1 turn	0.33	1	Yes
	[Agent] Hi, my name is Jane, and I would like to check if you have cancer.	2 turns	0.50	0.33	No
	[Agent] Perfect. And what is your email address?	4/5 turns	1	0.33	Yes
Example-3	Previous Turn: [Customer] Could you repeat that? Sorry.				
	Original Turn (H ₁): [Agent] No problem! three two three three seven eight four two one one		0.33	1	-
	Transferred (H ₂): [Agent] Yes! -AC	1 turn	0.67	0.67	No
	[Agent] No problem! Three two three three seven eight four two one one. -AC	2 turns	1	1	Yes
	[Agent] No problem. Three2384211. -James	4/5 turns	1	1	Yes

Table 7: Qualitative error analysis on hand-picked examples. Human evaluation scores associated to the output of various versions of the model (using Bigscience-Bloom as the LLM) are shown in the three rightmost columns. A score of 1 means most appropriate or most target style strength.

Training data	Insurance (21 classes)	Banking (9 classes)	Finance (23 classes)
human-to-human	92.3 (± 0.5)	94.4 (± 2.1)	89.7 (± 0.6)
transferred human-to-bot	92.9 (± 0.5)	97.7 (± 1.3)	89.9 (± 0.5)

Table 8: Intent classification results in terms of F1 score. Transferring the training data (human-to-human style) to test data style (human-to-bot style) improves the test F1 score in three domains: Insurance, Banking, and Finance. The significance of difference, p -values for Insurance and Banking are $p < 0.05$ and $p < 0.01$, respectively. For Finance the improvement is non-significant.

defining style attributes and transferring text style from one attribute to another (e.g., positive/negative, informal/formal) (Pavlick and Tetreault, 2016; Rao and Tetreault, 2018; Niu et al., 2018; Wang et al., 2019; Briakou et al., 2021; Zhang et al., 2018; Madaan et al., 2020; Reif et al., 2022).

Existing style transfer approaches make different assumptions about data availability. Certain approaches assume a lot of training data in the target style and use either a sequence-to-sequence model (Rao and Tetreault, 2018; Niu et al., 2018; Riley et al., 2021) or a controlled text generation model guided by a schema (Tsai et al., 2021) or rules (Wang et al., 2019). Other approaches assume zero or a small amount of training examples and leverage either auto-encoders for controlled text generation such as sentiment polarity transfer and tense alteration (Shen et al., 2017; Mai et al., 2020; Shen et al., 2020; Montero et al., 2021; Shen et al., 2020) or in-context learning based on LLMs for

specific attributes (Reif et al., 2022; Suzgun et al., 2022; Han et al., 2022). These works mostly ignore the context beyond a single sentence while transferring the style and rely on style attribute definitions.

Recently, a few attempts have been made in the domain of contextual style transfer. For example, Cheng et al. (2020) studied style transfer of text in context where the context is defined as the paragraph where the input text appears. Han et al. (2022) studied style transfer in a contextualized setting where the LLMs are prompted to answer to a question in the style of fictional characters. The question is used as context. But the styles of the fictional characters are too evident and characterized by special words and other fictional characters involved in the novels or movies. In contrast, in this paper we study style transfer in Task Oriented Dialogues where (1) the context is the previous turns among the speakers, (2) there are only a few examples of the target style available, and (3) the style attributes are unknown and the conversation style may be a combination of many style attributes.

Recent surveys have emphasized on application of text style transfer in domain adaptation (Jin et al., 2022). In this paper, we take the first step towards applying style transfer to adapt training data for the downstream task of intent classification.

6 Conclusion

In this paper, we study a novel problem of conversation style transfer using few-shot non-parallel examples. To solve this problem we propose a novel in-context learning approach that transfers

the style of a source conversation to the target style by using style-free conversations as pivots and only a few non-parallel examples in source and target styles are needed for the purpose. We perform human and automatic evaluations to evaluate the style transfer quality for task-oriented dialogues on style strength, appropriateness, and semantic correctness. Quantitative and qualitative evaluations showed that conversation style transfer yields more appropriate and semantically correct responses compared to utterance level style transfer, which is crucial when applying to chatbot personalization. Finally, the usage of conversation style transfer for domain adaptation of training data for a downstream intent classification task showed improvement in F1 score.

Ethics Statement

In this paper, we did not annotate any new dataset rather we ran our models on publicly available datasets. The DSTC11 dataset is licensed under the Apache-2.0 License and the TWCS dataset is licensed under CC BY-NC-SA 4.0, both allows non-commercial use and distribution. The dataset references are cited and we provide a detailed statistics of the dataset used.

The examples shown in Table 1 are from real customer care agents from different companies and are taken from the TWCS dataset. These examples from these companies were selected only for studying the problem using real life data, the authors in this paper have no connection to these companies. Note that, the identity of the individual agents are hidden in the original dataset. So, it doesn't contain any personal identification information.

We performed human evaluation on our proposed models in this paper. We made sure that the human evaluation APIs do not impose any cognitive bias towards a specific model. We ensured that by hiding model names, shuffling orders of model outputs and so on. We provide inter-annotators agreement scores and the detailed human evaluation process in the paper and in the Appendix.

The model descriptions and all hyper-parameter details are provided in the paper. Hence, we believe our results are reproducible.

Any generated text that are reported as examples in this paper are output of a Machine Learning model and does not represent the authors' or the funding agency's viewpoints in any ways.

Language models are pre-trained on large

amount of human generated text. Hence, they may inherently contain various social and human biases. These biases are not considered in our models. So, we recommend performing more research on these biases before deploying the proposed models into real life systems.

Limitations

Our work in this paper contains the following limitations.

- We construct styled-to-style-free parallel conversations manually using human supervision. This may be expensive to do when there are a large number of style domains. An automatic measure would be ideal for this purpose and this can be an interesting future work.
- We used pre-trained Large Language Models for prompting. Studies (Blodgett et al., 2020; Brown et al., 2020) have discussed the inherent social and cultural bias of pre-trained Large Language Models. These models are trained on a large amount of human generated text. As a result, they may inherently possess social and cultural biases. These kinds of biases are not taken into account in this paper.
- We ran our experiments only on one language that is English. Various steps of the approach may be difficult to perform if style transfer is done in other languages as styles in different languages depend highly on the social culture and norms. That is mostly because most of the Large Language Models are pre-trained only on English text and may not perform well in other languages. Replicating this study in other languages may be an interesting future work.

References

- Stuart Axelbrooke. 2017. [Customer support on twitter](#).
- Sid Black, Stella Biderman, Eric Hallahan, Quentin Anthony, Leo Gao, Laurence Golding, Horace He, Connor Leahy, Kyle McDonell, Jason Phang, et al. 2022. Gpt-neox-20b: An open-source autoregressive language model. *Challenges & Perspectives in Creating Large Language Models*, page 95.
- Su Lin Blodgett, Solon Barocas, Hal Daumé III, and Hanna Wallach. 2020. Language (technology) is power: A critical survey of "bias" in nlp. *arXiv preprint arXiv:2005.14050*.

- Alex Boyd, Raul Puri, Mohammad Shoeybi, Mostofa Patwary, and Bryan Catanzaro. 2020. Large scale multi-actor generative dialog modeling. *arXiv preprint arXiv:2005.06114*.
- Eleftheria Briakou, Di Lu, Ke Zhang, and Joel Tetreault. 2021. Olá, bonjour, salve! xformal: A benchmark for multilingual formality style transfer. In *Proceedings of the 2021 Conference of the North American Chapter of the Association for Computational Linguistics: Human Language Technologies*, pages 3199–3216.
- Tom Brown, Benjamin Mann, Nick Ryder, Melanie Subbiah, Jared D Kaplan, Prafulla Dhariwal, Arvind Neelakantan, Pranav Shyam, Girish Sastry, Amanda Askell, et al. 2020. Language models are few-shot learners. *Advances in neural information processing systems*, 33:1877–1901.
- Yu Cheng, Zhe Gan, Yizhe Zhang, Oussama Elachqar, Dianqi Li, and Jingjing Liu. 2020. Contextual text style transfer. In *Findings of the Association for Computational Linguistics: EMNLP 2020*, pages 2915–2924.
- Kenneth Ward Church and Patrick Hanks. 1990. Word association norms, mutual information, and lexicography. *Computational Linguistics*, 16(1):22–29.
- Cristian Danescu-Niculescu-Mizil, Moritz Sudhof, Dan Jurafsky, Jure Leskovec, and Christopher Potts. 2013. A computational approach to politeness with application to social factors. *arXiv preprint arXiv:1306.6078*.
- Jianfeng Gao, Michel Galley, and Lihong Li. 2018. Neural approaches to conversational ai. In *The 41st International ACM SIGIR Conference on Research & Development in Information Retrieval*, pages 1371–1374.
- Seungju Han, Beomsu Kim, Jin Yong Yoo, Seokjun Seo, Sangbum Kim, Enkhbayar Erdenee, and Buru Chang. 2022. Meet your favorite character: Open-domain chatbot mimicking fictional characters with only a few utterances. In *Proceedings of the 2022 Conference of the North American Chapter of the Association for Computational Linguistics: Human Language Technologies*, pages 5114–5132, Seattle, United States. Association for Computational Linguistics.
- Ari Holtzman, Jan Buys, Li Du, Maxwell Forbes, and Yejin Choi. 2019. The curious case of neural text degeneration. *arXiv preprint arXiv:1904.09751*.
- Di Jin, Zhijing Jin, Zhiting Hu, Olga Vechtomova, and Rada Mihalcea. 2022. Deep learning for text style transfer: A survey. *Computational Linguistics*, 48(1):155–205.
- Klaus Krippendorff. 2004. Measuring the reliability of qualitative text analysis data. *Quality and quantity*, 38:787–800.
- Yinhan Liu, Myle Ott, Naman Goyal, Jingfei Du, Mandar Joshi, Danqi Chen, Omer Levy, Mike Lewis, Luke Zettlemoyer, and Veselin Stoyanov. 2019. Roberta: A robustly optimized bert pretraining approach. *arXiv preprint arXiv:1907.11692*.
- Aman Madaan, Amrith Setlur, Tanmay Parekh, Barnabás Póczós, Graham Neubig, Yiming Yang, Ruslan Salakhutdinov, Alan W Black, and Shrimai Prabhumoye. 2020. Politeness transfer: A tag and generate approach. In *Proceedings of the 58th Annual Meeting of the Association for Computational Linguistics*, pages 1869–1881.
- Florian Mai, Nikolaos Pappas, Ivan Montero, Noah A Smith, and James Henderson. 2020. Plug and play autoencoders for conditional text generation. *arXiv preprint arXiv:2010.02983*.
- Ivan Montero, Nikolaos Pappas, and Noah A Smith. 2021. Sentence bottleneck autoencoders from transformer language models. *arXiv preprint arXiv:2109.00055*.
- Jinjie Ni, Tom Young, Vlad Pandelea, Fuzhao Xue, and Erik Cambria. 2022. Recent advances in deep learning based dialogue systems: A systematic survey. *Artificial Intelligence Review*, pages 1–101.
- Xing Niu, Sudha Rao, and Marine Carpuat. 2018. Multi-task neural models for translating between styles within and across languages. *arXiv preprint arXiv:1806.04357*.
- Ellie Pavlick and Joel Tetreault. 2016. An empirical analysis of formality in online communication. *Transactions of the Association for Computational Linguistics*, 4:61–74.
- Sudha Rao and Joel Tetreault. 2018. Dear sir or madam, may i introduce the gyafc dataset: Corpus, benchmarks and metrics for formality style transfer. In *Proceedings of the 2018 Conference of the North American Chapter of the Association for Computational Linguistics: Human Language Technologies, Volume 1 (Long Papers)*, pages 129–140.
- Emily Reif, Daphne Ippolito, Ann Yuan, Andy Coenen, Chris Callison-Burch, and Jason Wei. 2022. A recipe for arbitrary text style transfer with large language models. In *Proceedings of the 60th Annual Meeting of the Association for Computational Linguistics (Volume 2: Short Papers)*, pages 837–848.
- Nils Reimers and Iryna Gurevych. 2019. Sentencebert: Sentence embeddings using siamese bert-networks. *arXiv preprint arXiv:1908.10084*.
- Parker Riley, Noah Constant, Mandy Guo, Girish Kumar, David C Uthus, and Zarana Parekh. 2021. Textsettr: Few-shot text style extraction and tunable targeted restyling. In *Proceedings of the 59th Annual Meeting of the Association for Computational Linguistics and the 11th International Joint Conference on Natural Language Processing (Volume 1: Long Papers)*, pages 3786–3800.

- Tianxiao Shen, Tao Lei, Regina Barzilay, and Tommi Jaakkola. 2017. Style transfer from non-parallel text by cross-alignment. *Advances in neural information processing systems*, 30.
- Tianxiao Shen, Jonas Mueller, Regina Barzilay, and Tommi Jaakkola. 2020. Educating text autoencoders: Latent representation guidance via denoising. In *International conference on machine learning*, pages 8719–8729. PMLR.
- Mirac Suzgun, Luke Melas-Kyriazi, and Dan Jurafsky. 2022. Prompt-and-rerank: A method for zero-shot and few-shot arbitrary textual style transfer with small language models. *arXiv preprint arXiv:2205.11503*.
- Alicia Tsai, Shereen Oraby, Vittorio Perera, Jiun-Yu Kao, Yuheng Du, Anjali Narayan-Chen, Tagyoung Chung, and Dilek Hakkani-Tur. 2021. Style control for schema-guided natural language generation. In *Proceedings of the 3rd Workshop on Natural Language Processing for Conversational AI*, pages 228–242.
- Yunli Wang, Yu Wu, Lili Mou, Zhoujun Li, and Wenhao Chao. 2019. Harnessing pre-trained neural networks with rules for formality style transfer. In *Proceedings of the 2019 Conference on Empirical Methods in Natural Language Processing and the 9th International Joint Conference on Natural Language Processing (EMNLP-IJCNLP)*, pages 3573–3578.
- Jerrold H Zar. 2005. Spearman rank correlation. *Encyclopedia of biostatistics*, 7.
- Zheng Zhang, Ryuichi Takanobu, Qi Zhu, MinLie Huang, and XiaoYan Zhu. 2020. Recent advances and challenges in task-oriented dialog systems. *Science China Technological Sciences*, 63(10):2011–2027.
- Zhirui Zhang, Shuo Ren, Shujie Liu, Jianyong Wang, Peng Chen, Mu Li, Ming Zhou, and Enhong Chen. 2018. Style transfer as unsupervised machine translation. *arXiv preprint arXiv:1808.07894*.

A Prompting

A.1 Prompt Structure

The structure of prompts for various versions of our model for converting a source conversation to style free conversation are shown in Figure 3. The prompt structures for converting style free conversation to the target style are shown in Figure 4.

A.2 Prompt Example

Examples for all types of prompt structures (as shown in Figure 3 and Figure 4) are shown in Figures 5 and 6.

B Example Conversations from Various Domains

Example conversations for chatbot style (referred to as B) and the two human styles H_1, H_2 are shown in Figure 12.

B.1 PMI-based Style Indicator Lemma Identification

For the identification of style indicator lemmas for each style domain, we use a Pointwise Mutual Information (PMI) (Church and Hanks, 1990) based approach. We first take all of the agent utterances from each style domain and lemmatize each word used by the agents using the spaCy Python library. We ignore all punctuations and stopwords. Then for a lemma, w we calculate the pointwise mutual information (PMI) with a style domain t , $I(w, t)$ using the following formula.

$$I(w, t) = \log \frac{P(w|t)}{P(w)}$$

Where $P(w|t)$ is computed by taking all lemmas used in style t and computing $\frac{\text{count}(w)}{\text{count}(\text{all-lemmas})}$ and similarly, $P(w)$ is computed by counting lemma w over the set of utterances in all styles. Now, we rank lemmas for each style domain based on their PMI scores. To remove topic-specific lemmas and rarely used lemmas, we ignore lemmas that are used in more than 10% of the agent utterances in each style domain and used less than 0.5%, 0.3%, 0.3% of the time in case of styles H_1, B, H_2 , respectively. The top 300 high PMI lemmas for each style domain are reported in Table 9. Hand-picked style indicator lemmas from this top 300 list are shown in Table 3.

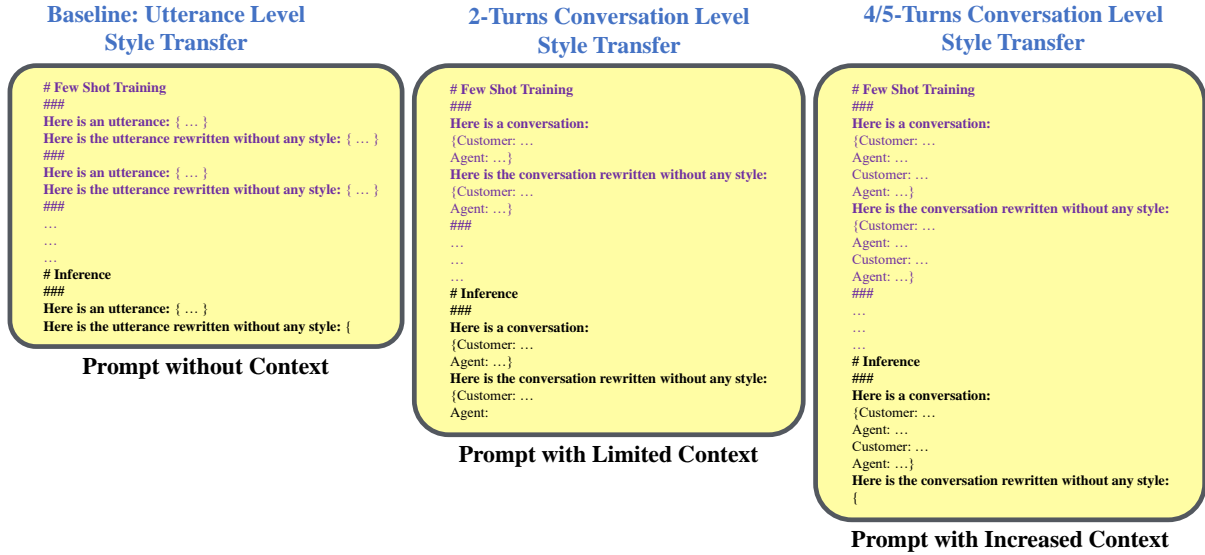


Figure 3: Prompt structure for transferring a source conversation to a style free conversation.

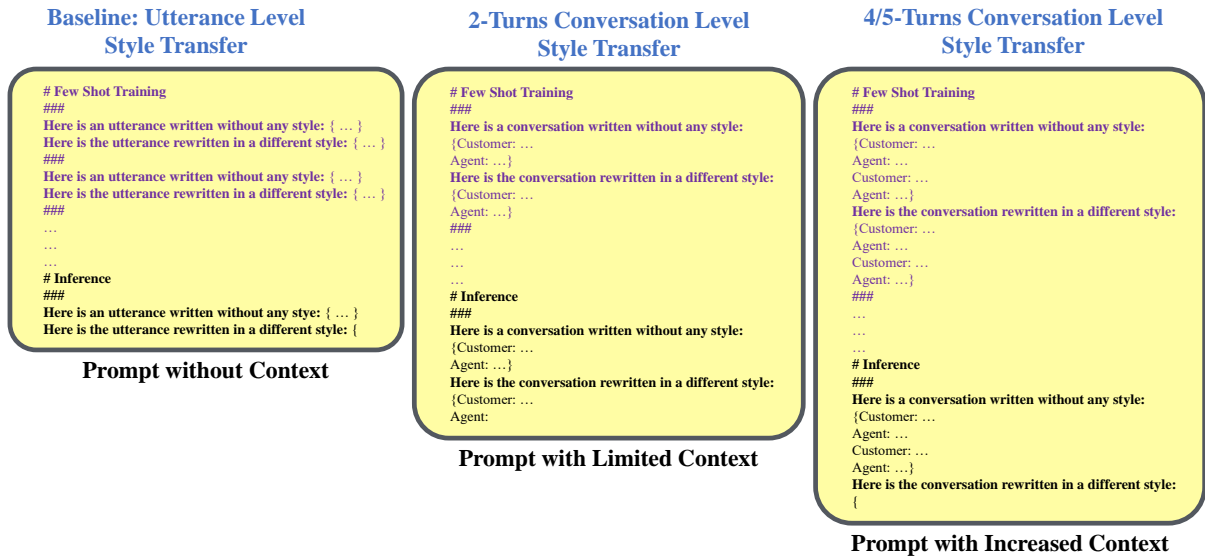


Figure 4: Prompt structure for transferring a style free conversation to the target style.

B.2 Construction of parallel style free conversations using human supervision

A human annotator was presented with 5-7 conversations from each of the style domains (B, H_1, H_2) and they were asked to rewrite those conversations in a style-free form. One parallel style-free example per style domain written by the human annotator is shown in the right hand side of Figure 7. The human annotator is a researcher in NLP and it took approximately 5 minutes for them to rewrite a 10-12 turns conversation in a style free format. These style free parallel conversations are used for ICL purposes. The statistics of the few shot examples per style domain is shown in Table 10.

C Ablation Study

We perform ablation study to select number of shots and compare the effect of dynamic prompt selection. We experiment with 5, 10, 20 shot training for utterance level style transfer and 2-turns conversation level style transfer. Because of the limit of tokens in prompts we experiment with 4, 8 shot training for 4/5-turns conversation level style transfer. Note that with 4/5-turns context each training example contains many more tokens. In the cases of transferring to the second human style H_2 , 20 shot training is not supported because of the prompt limit and the conversations in this style being more conversational and greater in length. We measure the effectiveness of the number of train-

Baseline: Utterance Level Style Transfer	2-Turns Conversation Level Style Transfer	4/5-Turns Conversation Level Style Transfer
<pre>### Here is an utterance: {May I have your phone number?} Here is the utterance rewritten without any style: {What is your phone number?} ### Here is an utterance: {May I have the credit card number?} Here is the utterance rewritten without any style: {What is the credit card number?} ### Here is an utterance: {May I have the bank routing number?} Here is the utterance rewritten without any style: {What is the bank routing number?} ### Here is an utterance: {May I have the bank account number?} Here is the utterance rewritten without any style: {</pre>	<pre>### Here is a conversation: {Customer: It's brand new only 8 miles Agent: May I have your phone number?} Here is the conversation rewritten without any style: {Customer: It's brand new only 8 miles Agent: What is your phone number?} ### Here is a conversation: {Customer: sure thing 11938292 is the routing number Agent: May I have the credit card number?} Here is the conversation rewritten without any style: {Customer: sure thing 11938292 is the routing number Agent: What is the credit card number?} ### Here is a conversation: {Customer: It's a checking account Agent: May I have the bank routing number?} Here is the conversation rewritten without any style: {Customer: It's a checking account Agent: What is the bank routing number?} ### Here is a conversation: {Customer: This is a checking account Agent: May I have the bank account number?} Here is the conversation rewritten without any style: {Customer: This is a checking account Agent:</pre>	<pre>### Here is a conversation: {Agent: May I have the bank account number? Customer: the account number i have is 581025418011 Agent: May I have the bank routing number? Customer: the routing number is 155028128} Here is the conversation rewritten without any style: {Agent: What is the bank account number? Customer: 581025418011. Agent: What is the bank routing number? Customer: 155028128.} ### Here is a conversation: {Agent: How much would you like to pay? Customer: Please help me pay \$1400 Agent: Is this a checking or saving account? Customer: it is a saving account} Here is the conversation rewritten without any style: {Agent: How much would you like to pay? Customer: \$1400. Agent: Is this a checking or saving account? Customer: Saving account.} ### Here is a conversation: {Customer: I would like to pay \$500 Agent: Is this a checking or saving account? Customer: This is a checking account Agent: May I have the bank account number? Customer: the bank account number is 998201450} Here is the conversation rewritten without any style: {</pre>
Prompt without Context	Prompt with Limited Context	Prompt with Increased Context

Figure 5: Prompt examples for transferring a source conversation (in chatbot agent style, B) to a style free conversation using various versions of our model. For simplicity, 3-shot, 3-shot, and 2-shot prompts are shown in case of utterance level style transfer, 2-turns conversation level style transfer and 4/5-turns conversation level style transfer, respectively.

ing examples and prompt selection techniques by the automatically measured style strength of the target style after style transfer. We run this ablation study on the validation dataset shown in Table 4 and use GPT-NeoX as a Language Model as it is cheaper to use compared to Bigscience-Bloom. The results are shown in Table 11. It can be seen that dynamic prompt selection outperforms random prompt selection in all of the cases. The optimum number of shots for utterance level style transfer and 2-turns conversation level style transfer is 10 and for 4/5-turns conversation level style transfer it is 8.

D Human Evaluation

D.1 Data Selection for Human Evaluation

Our goal with human evaluation is to compare different models. We used the test dataset described in Table 4 for human evaluation. Note that the same conversation segments are used to evaluate various versions of our model and the baseline using GPT-NeoX and Bloom as LLMs. We evaluate only

agent responses and we apply two types of filtering step on these datasets before human evaluation.

Filtering Step 1: When doing style transfer at 4/5-turn conversation level, it may result in non-parallel conversation compared to the source conversation because of turn reduction by the model. To match the non-parallel utterances with the source utterances, we rank the style transferred utterances based on their semantic similarity with the source utterances and pick the one with the highest similarity. We discard any style transferred utterance that has the highest semantic similarity of less than 0.2. Looking manually at those utterances it was observed that those were unrelated utterances generated by the LLMs.

Filtering Step 2: We filtered out all agent responses where none of the models (including the baseline) changes the source agent utterances or when the style transferred versions were the same from all models.

Application of the above two filtering steps resulted in 100+ agent utterances in each style direction. We perform the human evaluation on this

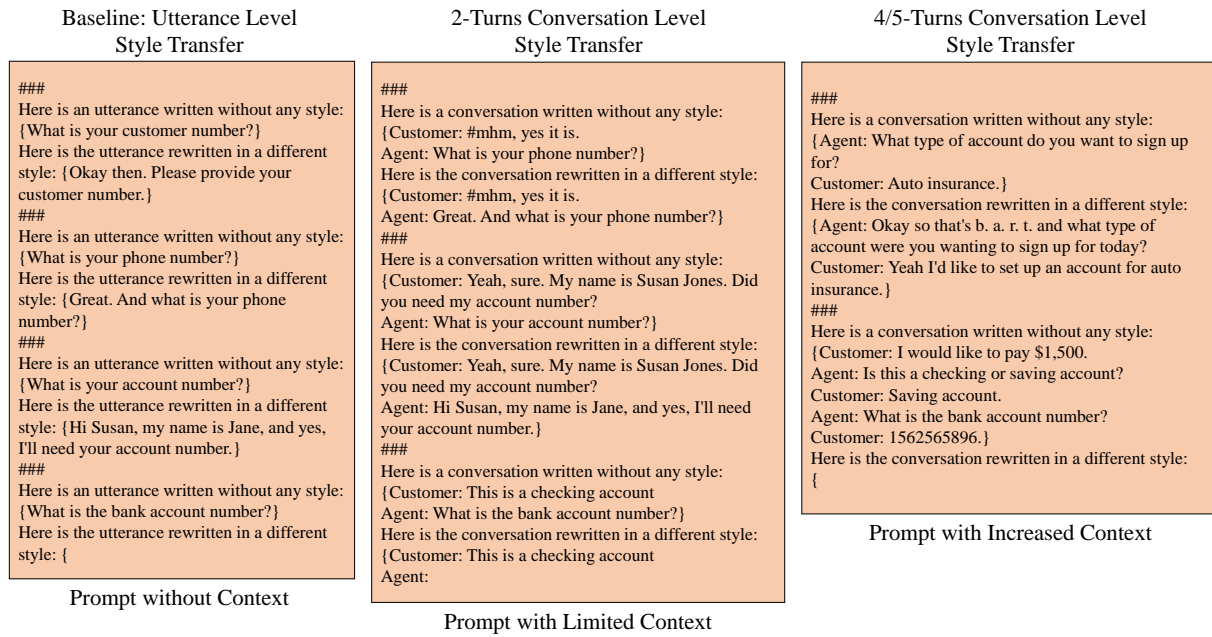


Figure 6: Prompt structure for transferring a style free conversation to the target style (in human agent style, H_1) using various versions of our model. For simplicity, 3, 2, 1 shots prompts are shown in case of utterance level style transfer, 2-turns conversation level style transfer and 4/5-turns conversation level style transfer, respectively.

Styles	High PMI style indicator lemmas (written in descending order of the PMI scores)
H_1	verify, receive, mister, payment, course, moment, correct, alright, sorry, nineteen, ready, process, agent, assist, due, anything, else, high, social, file, auto, claim, actually, website, thirty, dot, com, got, pull, mother, maiden, dollar, twenty, premium, mail, digit, ahead, rest, kindly, bye, monthly, second, choose, complete, proceed, basic, preferred, coverage, rate, quote, spell, life, petcare, eighty, offer, month, system, fifty, mhm, cancel, uh, log, um, survey, worry, huh, password, reset, morning, pleasure, easy, confirmation, sir, confirm, goodbye, fine, cost, ok, afternoon, number, yes, information, name, problem, great, may, need, today, understand, call, help, day, miss, yeah, take, also, add, update, rivertown, insurance, perfect, hold, oh, minute, say, well, enjoy, year, full, end, customer, find, thing, option, mean, go, send, good, bill, sure, care, thank, look, nice, change, pet, long, set, cover, see, provide, glad, use, get, account, still, mind, right, hello, contact, pay, way, online, think, link, back, tell, let, security, hope, definitely, next, speak, damage, come, start, happy, check, service, able, question, home, time, ask, email, policy, want, welcome, work, know, give, sound, billing, plan, make, try, first, hear, last, answer, please, detail, new, phone, car, birth, card, address, date, much, code, zip, happen, accident, type, credit
B	apartment, street, routing, relationship, state, live, mileage, complex, unit, rough, estimation, value, property, insure, insured, person, pass, cause, death, city, ssn, condo, frequency, period, checking, save, bank, expiration, vehicle, gender, tobacco, consumption, level, height, weight, amount, preexist, condition, driver, license, incident, enroll, dependent, health, breed, age, weigh, group, additional, purpose, doctor, total, enrol, encounter, model, cvv, issue, charge, away, credit, type, accident, zip, code, date, address, card, much, birth, car, visit, phone, new, answer, happen, last, first, billing, plan, please, give, policy, home, email, question, damage, start, detail, security, service, welcome, want, make, pay, hello, time, account, cover, set, check, pet, provide, bill, change, customer, year, know, insurance, rivertown
H_2	every, though, note, touch, team, cool, lot, hopefully, never, remove, barbacoa, bring, ca, bean, 3, chat, manager, reach, steak, order, enough, feel, free, restaurant, really, inconvenience, always, feedback, management, loop, hand, exact, apology, leave, request, ounce, unprocessed, queso, wow, totally, particular, rice, keep, week, playlist, fan, hit, seem, improve, cheese, put, line, cs, black, taco, asap, item, odd, quick, frustrating, salsa, guest, unfortunately, stay, tuned, hey, sign, disappointing, meat, awesome, case, troubling, standard, specific, tortilla, guy, side, stop, solid, choice, man, already, foil, shoot, late, shortly, wrong, fresh, kind, wish, lunch, least, bad, usually, hour, little, dig, hesitate, sofritas, dinner, luck, future, double, gon, na, eat, place, far, ta, depend, suggestion, special, word, ah, gotcha, early, select, veggie, open, concern, friend, write, share, yet, amend, sad, serve, love, follow, menu, ingredient, chip, guac, burritos, meal, bowl, dm, soon, location, appreciate, area, trouble, portion, chicken, chipotle, different, people, bag, leadership, talk, dj, food, message, burrito, ever, real, fix, close, recipe, maybe, list, hang, someone, experience, info, something, bummer, wait, extra, hard, app, field, leaders, visit, away, charge, issue, hear, try, sound, happen, work, know, ask, able, happy, come, detail, speak, make, next, definitely, hope, let, tell, back, link, think, much, online, way, contact, right, mind, still, get, use, glad, check, see, time, welcome, long, want, nice, look, thank, care, sure, good, send, go, please, mean, option, thing, find, end, full, service, enjoy, well, say, minute, oh, hold, perfect, give, update, add, also, take, yeah, miss, day, help, call, new, understand, address, change, today, provide, start, need, phone, may, great, card, email, problem, date, customer, name, information, plan, yes, question, first, last, number

Table 9: High PMI lemmas for each style domain. Bots (B) do not use many non-topic-specific words. Mostly formal words are used in human style H_1 and many informal and friendly words (e.g., bummer) are used in human style H_2 .

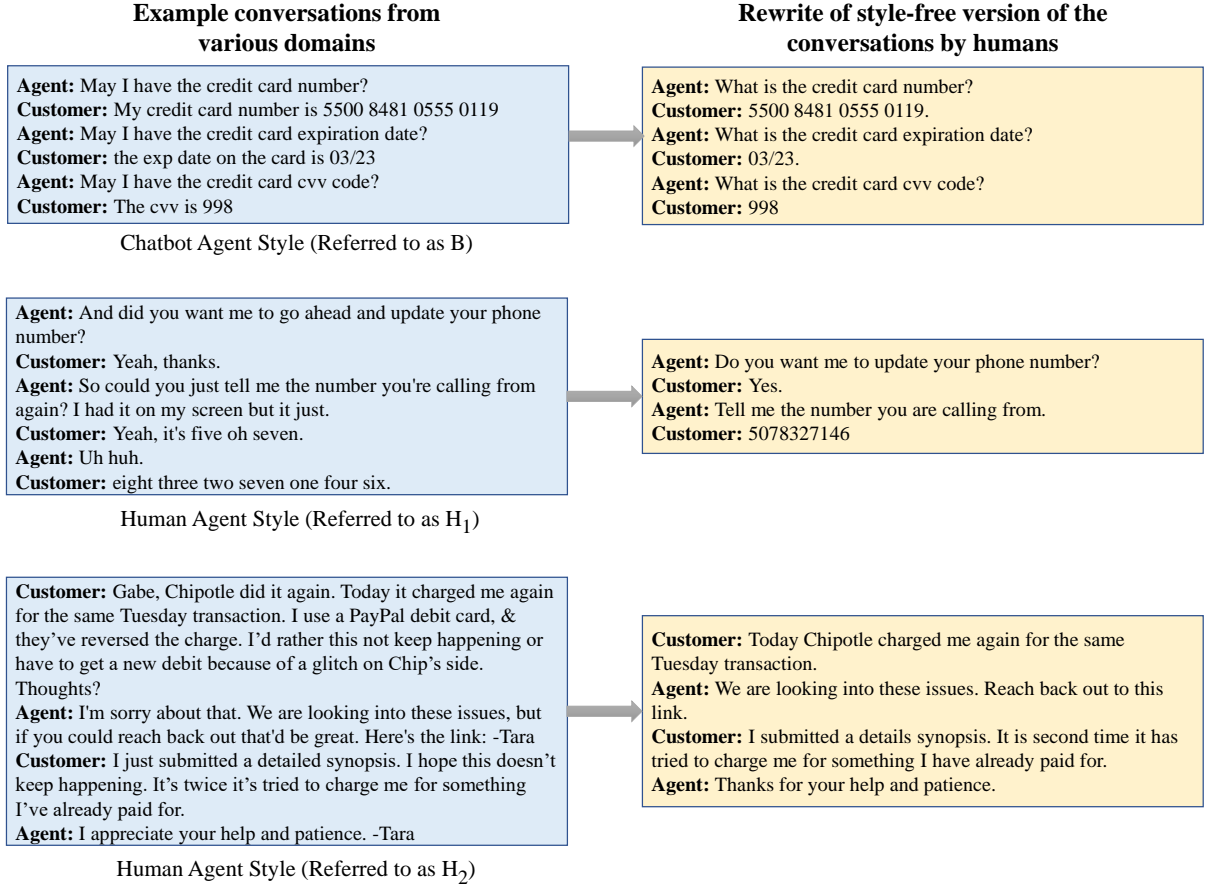


Figure 7: Example conversations from three domains (B , H_1 , H_2) are shown in the left hand side. Human annotated style-free versions of the corresponding conversations are shown in the right hand side. This parallel data is used for ICL purposes. Here, H_1 , H_2 , B refer to human style from DSTC11 dataset, style of Chipotle agents (from TWCS dataset), and Chatbot style from DSTC11 dataset, respectively.

Styles	Utterance and 2-turns conv.			4/5-turns conv.		
	# convo.	# all utt.	# agent utt.	# segment	# all utt.	# agent utt.
H_1	5	261	131	5	287	144
H_2	7	54	24	5	42	19
B	5	100	50	7	124	62

Table 10: Manually created few-shot examples summary. The data is used for ICL purposes. Here, H_1 , H_2 , B refer to human style from DSTC11 dataset, style of Chipotle agents (from TWCS dataset), and Chatbot style from DSTC11 dataset, respectively.

filtered set. The statistics of the data after each filtering step is shown in Table 12.

D.2 Human Evaluation Settings

Each data point was evaluated by three human evaluators. We worked with professional data linguists who are fluent in English. They were compensated at hourly basis which was in accordance with the standard compensation rate in the United

States. They were first trained on the tasks. Specifically, they were briefed on what we mean by style strength, appropriateness and semantic correctness. Worked out examples were provided to them. The model names were hidden from the annotators and the four versions were presented in a randomly shuffled order for each example. For ranking based evaluation in style strength and appropriateness, the human evaluators were instructed to rank the various style-transferred versions from various models based on their style strength and appropriateness. For example, when evaluating among 3 models, a rank of 1 means it has highest style strength or appropriateness and a rank of 3 means the lowest style strength or appropriateness. The annotators were instructed to provide two style transferred versions the same rank if they were equal in style strength or appropriateness. For evaluation of semantic correctness the human evaluators were presented with the source utterance and the style transferred versions of the source utterance by each of the models.

		Target style strength after style transfer						
Models	Style directions	Target style strength before style transfer	5 shots prompting		10 shots prompting		20 shots prompting	
			Random prompt selection	Dynamic prompt selection	Random prompt selection	Dynamic prompt selection	Random prompt selection	Dynamic prompt selection
Utterance level style transfer	$H_1 \rightarrow B$	0.010 (0.1)	0.114 (0.3)	0.148 (0.3)	0.077 (0.2)	0.150 (0.3)	0.085 (0.3)	0.133 (0.3)
	$H_1 \rightarrow H_2$	0.112 (0.3)	0.198 (0.3)	0.239 (0.4)	0.182 (0.3)	0.215 (0.3)	0.191 (0.3)	0.225 (0.3)
	$B \rightarrow H_1$	0.001 (0)	0.254 (0.4)	0.451 (0.5)	0.411 (0.5)	0.556 (0.5)	0.288 (0.4)	0.389 (0.5)
	$B \rightarrow H_2$	0 (0)	0.241 (0.4)	0.523 (0.5)	0.337 (0.5)	0.671 (0.4)	0.361 (0.5)	0.477 (0.5)
	Average	0.031	0.202	0.340	0.252	0.398	0.231	0.306
2-turns conv. level style tran.	$H_1 \rightarrow B$	0.010 (0.1)	0.046 (0.2)	0.121 (0.3)	0.045 (0.2)	0.119 (0.3)	0.061 (0.2)	0.109 (0.3)
	$H_1 \rightarrow H_2$	0.112 (0.3)	0.160 (0.3)	0.173 (0.3)	0.165 (0.3)	0.199 (0.3)	N/S	N/S
	$B \rightarrow H_1$	0.001 (0)	0.115 (0.3)	0.410 (0.5)	0.101 (0.3)	0.399 (0.5)	0.147 (0.3)	0.476 (0.5)
	$B \rightarrow H_2$	0 (0)	0.012 (0.1)	0.052 (0.2)	0.062 (0.2)	0.113 (0.3)	N/S	N/S
	Average	0.031	0.083	0.189	0.093	0.208	0.104	0.293
4/5-turns conv. level style tran.	$H_1 \rightarrow B$	0.01 (0.1)	4 shots prompting		8 shots prompting			
	$H_1 \rightarrow H_2$	0.112 (0.3)	0.072 (0.3)	0.162 (0.4)	0.1 (0.3)	0.16 (0.4)		
	$B \rightarrow H_1$	0.001 (0)	0.170 (0.3)	0.171 (0.3)	0.165 (0.3)	0.173 (0.3)		
	$B \rightarrow H_2$	0 (0)	0.258 (0.4)	0.392 (0.5)	0.291 (0.5)	0.42 (0.5)		
	Average	0.031	0.13 (0.3)	0.068 (0.3)	0.058 (0.2)	0.11 (0.3)		

Table 11: Ablation study for selecting number of shots and prompt selection method. Here, "N/S" means "Not Supported" because of token limit in prompt. GPT-NeoX was used as the Language Model in this ablation study. Dynamic prompt selection technique outperforms random prompt selection in all of the cases. The optimal number of shots for utterance level style transfer, 2-turns conversation level style transfer and 4/5-turns conversation level style transfer are 10, 10, and 8 respectively.

Style Directions	GPT-NEOX (20B)				BIGSCIENCE-BLOOM (176B)			
	No of segments	No of agent utterances	No of agent utterances after filtering step-1	No of agent utterances after filtering step-1 & filtering step-2	No of segments	No of agent utterances	No of agent utterances after filtering step-1	No of agent utterances after filtering step-1 & filtering step-2
$H_1 \rightarrow B$	65	164	135	113	65	164	117	116
$H_1 \rightarrow H_2$	65	166	141	140	65	166	115	113
$B \rightarrow H_1$	65	152	139	102	65	152	128	123
$B \rightarrow H_2$	65	152	134	134	65	152	129	125

Table 12: Dataset statistics for human evaluation.

Then we asked them for each style transferred version if it is semantically similar, partially similar or dissimilar to the source utterance. Each data point in all of the evaluation metrics is evaluated by three human evaluators. The annotation prompts for style strength, appropriateness and semantic correctness evaluation tasks are shown in Figures 8, 9, 10, respectively.

D.3 Inter-Annotator Agreement

D.3.1 Style Strength and Appropriateness

For measuring the inter-annotator agreement in ranking evaluations for style strength and appropriateness, we use Spearman’s Rank Correlation Coefficient (Zar, 2005). We take the average Spearman’s Rank Correlation Coefficient between each

pair of human annotators for each data point as an agreement measure. It ranges from -1 to +1 where -1 means absolute disagreement and +1 means absolute agreement.

D.3.2 Semantic Correctness

For measuring inter-annotator agreement in semantic correctness evaluation task that is categorical, we use Krippendorff’s α (Krippendorff, 2004). It ranges from -1 to +1 where $\alpha = +1$ means perfect agreement, and $\alpha = -1$ means no agreement.

D.3.3 Agreement Scores

The inter-annotator agreement in all of the tasks are shown in Table 13. Note that, for calculating agreement in the semantic correctness evaluation task,

View instructions

First, read the utterances below by a Customer Care Agent from company Z. Focus on their style of talking. For example, are they polite/impolite, formal/informal, conversational/to-the-point, use internet slangs, friendly and so on.

Reference utterances by the agents from Company Z:

- How can I help you?
- What period of time do you want to check your bill for?
- May I have the bank routing number?
- What is the zip code?
- What, if any, preexisting conditions do you have?
- What is your first name please?
- What is your last name please?
- What is your car model?
- What date would you like the policy to start?
- May I have the credit card number?
- May I have the unit number of the apartment?
- What is your group number?
- What is your tobacco consumption level?
- Can you give a rough estimation of the value of your property?
- Which state is the insured person in?

Instructions:

- Now read the following four versions of the same utterance.
- The task is to rank the utterances based on the similarity in style with the talking style of the agents from Company Z.
- Please click on the 'View instructions' button above to see workout examples before starting the task.
- Use the drop down list associated with each utterance to select a ranking for each of the utterances.
- Rank = 1 means most similar and Rank = 4 means least similar.
- If you think multiple utterances are equally similar, give them the same rank.
- For example, similar best three utterances get a rank of 1 each and the other one gets a rank of 2.
- **Special Case:** Note that none of the utterances may be absolutely similar in style to the reference utterances. In that case use your judgement to rank them comparatively based on their relative similarity (e.g. the one with the lowest similarity gets the lowest rank and so on).

Version-1: Perfect. Just keep an eye out on your email and you should receive that confirmation.
Rank: 1

Version-2: I will keep an eye out on your email and you should receive that confirmation.
Rank: 1

Version-3: I have sent the e-mail.
Rank: 1

Figure 8: Human evaluation prompt for evaluation of style strength.

View instructions

Appropriateness of Response: Appropriateness of response means providing a response to a person that is appropriate according to cultural and social norms. For example, it is inappropriate to say "I am happy to hear that" in response to someone saying "I had an accident". In this task our goal is to compare the appropriateness of responses of customer care agents when they are talking to customers.

- Please carefully read the following three conversations between a Customer and a customer care Agent.
- The task is to rank the responses of the Agent based on Appropriateness given the previous Customer turn.
- Note that all of the agent utterances in a task are taken from the similar kind of situation.
- Please click on the 'View instructions' button above to see workout examples before starting the task.
- Use the drop down list associated with each Agent response to select a ranking for each of the Agent responses.
- Rank = 1 means most appropriate and Rank = 3 means least appropriate.
- If you think multiple Agent responses are equally appropriate, give them the same rank score.
- For example, similar best two Agent responses get a rank of 1 each and the other one gets a rank of 2.
- **Special Case:** An empty customer utterance means the agent utterance is the first utterance of the conversation.

Conversation-1

Customer: Yes. I was just in an accident.
Agent: Is everyone okay?
Rank: 1

Conversation-2

Customer: Yes. I was just in an accident.
Agent: I'm sorry to hear that. Is everyone okay?
Rank: 1

Conversation-3

Customer: I was just in an accident.
Agent: I'm sorry to hear that. Is everyone okay?
Rank: 1

Figure 9: Human evaluation prompt for evaluation of appropriateness.

all of the data points are aggregated to measure the agreement score as they represent categorical evaluation measures. On the other hand, that is not possible in case of ranking based evaluations for style strength and appropriateness. So, we measure the agreement for each data point and take the average agreement over all data points. We can see in the Table 13 that in all of the cases we get strong agreement (> 0.70) among the annotators for the style strength and appropriateness evaluation. The

only exception is the case of style strength evaluation task in the direction of $H_1 \rightarrow H_2$, using the GPT-NeoX model. The agreement score is slightly lower (0.69) in this case. Our insight is that these two directions are basically human styles and difference between them is very subtle. As a result, it is difficult for humans as well to differentiate among them. This pattern is observed when doing the automatic evaluation as well.

In case of semantic correctness evaluation task,

View instructions

Semantic Similarity: In task oriented dialogue systems, the conversation between a customer care agent and a customer is driven by intents. The customer usually reach out to an agent to fulfill some intent or need. The agent also asks questions and respond to the customer either to fulfill the customer's need or gather more information from the customer to resolve their issues. Semantic similarity means the similarity in intents between two utterances. Consider the example below.

Source Utterance: Thanks for calling us. To proceed further I will require your first and last name.

Example-1: What is your first and last name?
Example-2: I am sorry to hear that. What is your first and last name please?
Example-3: Thanks for the information. What is your husband's first and last name?
Example-4: What is your first name?

Explanation:

- In the Source Utterance the agent's only intent is to know the first and last name of the customer.
- In Example-1 and Example-2 the agent's intent is also to know the first and last name of the customer although they asked the question in a different style. But the main intent of the utterance remains the same as the Source Utterance. So, Example-1 and Example-2 are semantically similar to the Source Utterance.
- In Example-3 the agent's intent is different from the Source Utterance. In Example-3 the agent's intent is to know the customer's husband's first and last name. That is a different intent compared to the Source Utterance. So, Example-3 is not semantically similar to the Source Utterance.
- In Example-4 the agent's intent is only to know the first name of the customer. That is partially similar to the Source Utterance. So, Example-4 is partially similar in semantic meaning to the Source Utterance.

Task Description:

- Please carefully read the **Source Utterance** given below and try to find out what is the intent of the utterance.
- Then read the following three utterances named as **Example-1, Example-2 and Example-3**.
- The task is to find out if **Example-1, Example-2 and Example-3** are semantically similar to the **Source Utterance**.
- If an example is semantically similar to the **Source Utterance** select "Yes" from the dropdown menu associated to that example. If it is not semantically similar to the **Source Utterance** select "No".
- If the **Source Utterance** has multiple intents and only a few are similar in an example and the others are missing, select "Partially Similar".
- Note that you should not consider the utterance style or grammatical mistakes or punctuation errors when judging the semantic similarity. If the intent is similar to the **Source Utterance** then you should select "Yes".

Source Utterance: May I have the bank account number?

Example-1: Great. And what is the bank account number?
 Is this example semantically similar to the **Source Utterance**?

Example-2: Great. And what is the bank account number?
 Is this example semantically similar to the **Source Utterance**?

Example-3: May I have the bank account number?
 Is this example semantically similar to the **Source Utterance**?

Figure 10: Human evaluation prompt for evaluation of semantic correctness.

we always get strong agreement among annotators (> 0.75).

D.4 Scaling Ranking Scores

In the style strength and appropriateness evaluation tasks we use ranking based measure among the output from various models. For example, when evaluating among 3 models, a rank of 1 means it has highest style strength or appropriateness and a rank of 3 means the lowest style strength or appropriateness. We scale these rank scores in the range between 0 to 1 where a higher score means higher style strength or appropriateness. The ranking were scaled for each data point using the following formula.

For each data point, if the number of versions to be ranked is k and ranking of a version i ($i \in 1, \dots, k$) is r_i , then the reverse rank score, $r_i^{rev} = k - r_i + 1$. Now, the scaled rank score, $r_i^{scaled} = \frac{r_i^{rev} - \min_{j \in 1, \dots, k} r_j^{rev}}{\max_{j \in 1, \dots, k} r_j^{rev} - \min_{j \in 1, \dots, k} r_j^{rev}}$. We average over all human evaluators' scaled ranking score to get the final scaled ranking score for a data point.

D.5 Pairwise Comparison Among Models

The pairwise comparison among various versions of the models for style strength and appropriateness are shown in Table 14. This table represents the statistics on the percentage of time a model is ranked higher in the style strength and appropriateness.

Style Directions	GPT-NEOX (20B)			BIGSCIENCE-BLOOM (175B)		
	Appropriateness	Style Strength	Semantic Correct.	Appropriateness	Style Strength	Semantic Correct.
$H_1 \rightarrow B$	0.98 (0.06)	0.88 (0.26)	0.80	0.96 (0.15)	0.82 (0.33)	0.78
$H_1 \rightarrow H_2$	0.97 (0.06)	0.69 (0.31)	0.87	0.96 (0.08)	0.81 (0.23)	0.76
$B \rightarrow H_1$	1 (0.02)	0.86 (0.12)	0.95	0.98 (0.08)	0.75 (0.27)	0.87
$B \rightarrow H_2$	0.97 (0.05)	0.90 (0.08)	0.99	0.97 (0.14)	0.91 (0.08)	0.89

Table 13: Inter-annotator agreement scores for three evaluation tasks. Standard deviation over all data points are shown in brackets for the style strength and appropriateness evaluation tasks. Here, H1, H2, B refer to human style from DSTC11 dataset, style of Chipotle agents (from TWCS dataset), and Chatbot style from DSTC11 dataset, respectively

ateness evaluation by humans, than the other in a pair-wise manner.

E Downstream Application: Intent Classification

E.1 Dataset

We take the three domains of DSTC11 dataset namely, Insurance, Banking and Finance for this task. In this dataset, mostly the customer utterances are annotated for intents. We take the human-to-human conversations as training data and human-to-bot conversations as test data. We consider intent classes having at least 20 training utterances for this study. Then we randomly select 90% of training data from each intent class as training set and select rest of the 10% as validation set. The training, test and validation data statistics for each of the domains are shown in Table 15.

E.2 Few-Shot Style Transfer of Training Data

In this dataset, mostly customer utterances are annotated for intent classes. So, we perform few-shot style transfer of the customer utterances only, using the same procedure that we followed for agent utterances style transfer. We found out that customers are more conversational when talking to a human agent compared to when talking to a chatbot agent. So, we use few-shot customer utterances from the human-to-bot conversations to transfer the style of customers in human-to-human conversations. Then use this style transferred data for training an intent classifier. We use a 10-shot setting with dynamic prompt selection based on semantic similarity.

E.3 Intent Classification Results

We compare the performance of the intent classifier when trained on human-to-human conversations vs. training on human-to-human conversations that are

transferred to human-to-bot style. We ran an ablation where we experimented with utterance level style transfer and 2-turns conversation level style transfer as these two methods yielded better style strength in our studies. We ran this ablation using only banking and finance domains out of the three domains. The classification was done 10 times with 10 random seeds for each domain. A RoBERTa-based (Liu et al., 2019) text classifier was used to perform the intent classification task. We encoded each utterance using RoBERTa where the embedding of the [CLS] token of the last layer was used as a representation of the utterance. This representation was used for intent classification. The average classification results are shown in Table 16. Overall, the utterance level style transfer yields the best intent classification results as it achieves the best style strength of the test domain (human-to-bot style).

F LLM Hyperparameters and Infrastructure Used

We use top-k sampling with temperature, t (Holtzman et al., 2019) as a decoding method for the large language models. $k=1$ and $t=0.1$ was set for all of our experiments. We ran all of the experiments using PyTorch. Both Bloom and GPT-NeoX were run on a computation node with 8 A100 GPUs.

G Style Transfer Evaluation Results

Table 17 and Table 18 presents human and automatic evaluation results for various evaluation metrics with standard deviations.

H Qualitative Examples

Figure 11 presents style transfer examples in all directions by various versions of our model.

		GPT-NeoX (20B)						Bigscience-Bloom (176B)					
		Style Directions											
		$U > C_1$	$U > C_2$	$C_1 > U$	$C_1 > C_2$	$C_2 > U$	$C_2 > C_1$	$U > C_1$	$U > C_2$	$C_1 > U$	$C_1 > C_2$	$C_2 > U$	$C_2 > C_1$
Style Strength	$H_1 \rightarrow B$	31.0	48.7	11.5	30.1	12.4	9.7	25.9	37.1	5.2	26.7	16.4	21.6
	$H_1 \rightarrow H_2$	24.3	31.4	24.3	19.3	25.7	16.4	15.9	67.3	31.0	69.9	13.3	8.8
	$B \rightarrow H_1$	14.7	44.1	13.7	44.1	17.6	20.6	35.0	26.0	17.9	21.1	46.3	48.8
	$B \rightarrow H_2$	62.7	67.9	1.5	28.4	3.0	3.7	34.4	78.4	17.6	74.4	2.4	3.2
	Average	33.2	48.0	12.8	30.5	14.7	12.6	27.8	52.2	17.9	48.0	19.6	20.6
Appropriate.	$H_1 \rightarrow B$	3.5	1.8	9.7	3.5	8.8	5.3	3.4	6.0	5.2	6.0	6.9	4.3
	$H_1 \rightarrow H_2$	2.1	3.6	27.1	4.3	29.3	3.6	6.2	5.3	13.3	5.3	14.2	7.1
	$B \rightarrow H_1$	1.0	2.0	0.0	2.0	0.0	1.0	4.1	7.3	0.0	6.5	1.6	4.1
	$B \rightarrow H_2$	0.0	3.7	60.4	3.7	59.7	0.0	4.0	5.6	8.8	5.6	9.6	4.8
	Average	1.7	2.8	24.3	3.4	24.5	2.5	4.4	6.1	6.8	5.9	8.1	5.1

Table 14: Human evaluation results on style strength and appropriateness. The table presents a pair-wise comparison among three versions of our model - utterance level style transfer (denoted as U), 2-turns conversation level style transfer (denoted as C_1) and 4/5-turns conversation level style transfer (denoted as C_2). Each cell represents the % of time a model is ranked higher than the other by the human evaluators. For example, column $U > C_1$ represents the % of time the utterance level style transfer model is ranked higher than the 2-turns conversation level style transfer.

	Insurance (21 classes)	Banking (9 classes)	Finance (23 classes)
# of train. utterances	849	1095	1169
# of valid. utterances	106	124	142
# of test utterances	653	144	756

Table 15: Intent classification dataset statistics.

I Error Analysis for Bigscience-Bloom

Examples of some common types of errors observed in 4/5-turns conversation level style transfer using Bigscience-Bloom are shown in Table 19.

J Style Discriminator Models

We trained RoBERTa-based binary text classifiers to classify between the source and the target styles. Training data for these classifiers were obtained from the residual data after selecting the test and the validation sets as described in Table 4. We treated the confidence scores of these classifiers as the style strength scores. We balance the training data for both of the classes when training these classifiers. For training the classifiers to differentiate between styles (H_1, B) , (H_1, H_2) , (H_2, B) , we randomly sampled 4, 875, 1, 792 and 1, 792 agent utterances from each class, respectively. 10% of the data were held out as a validation set. We encoded each agent utterance using a RoBERTa model where the embedding of the [CLS] token of the last layer was used as a representation of the utterance. We used this representation for the classification of the style domain. We stopped training when the validation accuracy did not improve for consecutive two epochs. The validation ac-

curacy of the classifiers to differentiate between styles (H_1, B) , (H_1, H_2) , (H_2, B) were 99.89%, 93.3% and 100%, respectively. Note that, style H_2 has a unique property that each agent signs their names after their responses preceded by a hyphen. If we train a classifier to identify style H_2 , it always yielded an accuracy of 100% because of the specific signature format. As a result, other stylistic properties such as, vocabulary usage, crispness, conversational, and so on were missed out by the style classifier. So for training the classifiers involving this style class, we removed these signatures as a preprocessing step.

K Style Evaluation Metrics

Examples of three style transfer metrics - style strength, semantic correctness and appropriateness can be found in Table 20.

Training data	F1 score on test data (human-to-bot conversations)								
	Insurance (21 classes)			Banking (9 classes)			Finance (23 classes)		
	Macro F1	Micro F1	Weighted F1	Macro F1	Micro F1	Weighted F1	Macro F1	Micro F1	Weighted F1
hum.-to-hum. conv.	92.39 (0.5)	92.96 (0.4)	92.46 (0.5)	94.43 (2.1)	94.44 (2.0)	94.43 (2.1)	89.70 (0.6)	91.23 (0.6)	90.49 (0.5)
hum.-to-hum. conv. transferred to hum.-to-bot style using 2-turns conversation level style transfer	-	-	-	94.70 (1.7)	94.80 (1.7)	94.70 (1.7)	89.60 (0.8)	91.20 (0.6)	90.40 (0.6)
hum.-to-hum. conv. transferred to hum.-to-bot style using utterance level style transfer	92.96 (0.5)	93.51 (0.5)	93.00 (0.5)	97.70 (1.3)	97.71 (1.2)	97.70 (1.3)	89.92 (0.5)	91.08 (0.4)	90.34 (0.4)

Table 16: Detailed Intent classification results. The ablation between two types of models utterance level style transfer and 2-turns conversation level style transfer was performed on two domains - banking and finance. Overall, utterance level style transfer yields the best intent classification score as it achieves the highest style strength score as the test domain (human-to-bot).

Style Directions	GPT-NeoX (20B)				Bigscience-Bloom (176B)				
	Original Utterances	Utterance Level Style Transfer	Conversation Level Style Transfer		Original Utterances	Utterance Level Style Transfer	Conversation Level Style Transfer		
	Avg. rank score	Avg. rank score	2-turns convo.	4/5-turns convo.	Avg. rank score	Avg. rank score	2-turns convo.	4/5-turns convo.	
Style Strength	$H_1 \rightarrow B$	0.392 (0.483)	0.864 (0.336)	0.714 (0.445)	0.561 (0.490)	0.435 (0.482)	0.876 (0.313)	0.719 (0.433)	0.720 (0.446)
	$H_1 \rightarrow H_2$	0.15 (0.357)	0.854 (0.275)	0.855 (0.267)	0.838 (0.294)	0.125 (0.301)	0.895 (0.227)	0.924 (0.207)	0.538 (0.451)
	$B \rightarrow H_1$	0.574 (0.489)	0.851 (0.341)	0.846 (0.356)	0.690 (0.452)	0.378 (0.480)	0.692 (0.450)	0.622 (0.472)	0.856 (0.329)
	$B \rightarrow H_2$	0.043 (0.203)	0.989 (0.073)	0.805 (0.246)	0.690 (0.352)	0.024 (0.111)	0.958 (0.135)	0.897 (0.219)	0.484 (0.424)
	Average	0.290	0.890	0.805	0.695	0.241	0.855	0.791	0.650
Appropriate.	$H_1 \rightarrow B$	0.997 (0.054)	0.943 (0.231)	0.971 (0.169)	0.979 (0.142)	0.991 (0.092)	0.968 (0.175)	0.974 (0.159)	0.966 (0.183)
	$H_1 \rightarrow H_2$	0.980 (0.139)	0.798 (0.402)	0.985 (0.121)	0.977 (0.147)	0.997 (0.054)	0.917 (0.275)	0.972 (0.163)	0.974 (0.161)
	$B \rightarrow H_1$	0.997 (0.057)	1.0 (0.0)	0.997 (0.057)	0.987 (0.114)	0.995 (0.073)	0.995 (0.073)	0.980 (0.139)	0.968 (0.177)
	$B \rightarrow H_2$	0.990 (0.099)	0.481 (0.500)	1.00 (0)	0.978 (0.148)	0.995 (0.073)	0.923 (0.267)	0.957 (0.202)	0.976 (0.153)
	Average	0.991	0.806	0.988	0.980	0.995	0.951	0.971	0.971
Semantic Correct.			yes-partially-no	yes-partially-no	yes-partially-no		yes-partially-no	yes-partially-no	yes-partially-no
	$H_1 \rightarrow B$		0.885-0.026-0.089	0.938-0.009-0.053	0.920-0.027-0.053		0.948-0-0.052	0.974-0-0.026	0.767-0.035-0.198
	$H_1 \rightarrow H_2$		0.921-0.007-0.071	0.964-0.007-0.029	0.943-0.021-0.036		0.894-0.009-0.097	0.956-0-0.044	0.841-0.009-0.150
	$B \rightarrow H_1$		1-0-0	0.980-0-0.020	0.961-0.019-0.020		1-0-0	0.968-0-0.032	0.862-0-0.138
	$B \rightarrow H_2$		0.993-0-0.007	1-0-0	1-0-0		1-0-0	0.992-0-0.008	0.880-0-0.120
Average		0.95-0.008-0.042	0.97-0.004-0.026	0.956-0.017-0.027		0.961-0.002-0.037	0.973-0-0.027	0.838-0.011-0.151	

Table 17: Human evaluation results for utterance level (baseline) and conversation level style transfer with GPT-NeoX and Bigscience-Bloom LLMs using our model. The best average score over all style dimensions are marked in bold. Utterance level style transfer achieves higher style strength but conversation level style transfers yield more appropriate and semantically correct responses.

Style Directions	GPT-NeoX (20B)				Bigscience-Bloom (176B)				
	Original Utterances	Utterance Level Style Transfer	Conversation Level Style Transfer		Original Utterances	Utterance Level Style Transfer	Conversation Level Style Transfer		
	Avg. target style strength	Avg. target style strength	2-turns convo.	4/5-turns convo.	Avg. target style strength	Avg. target style strength	2-turns convo.	4/5-turns convo.	
Style Strength	$H_1 \rightarrow B$	0.038 (0.184)	0.224 (0.406)	0.184 (0.373)	0.154 (0.358)	0.036 (0.181)	0.209 (0.400)	0.196 (0.388)	0.256 (0.427)
	$H_1 \rightarrow H_2$	0.129 (0.282)	0.215 (0.349)	0.192 (0.340)	0.161 (0.308)	0.139 (0.200)	0.246 (0.370)	0.236 (0.381)	0.169 (0.308)
	$B \rightarrow H_1$	0.001 (0.001)	0.500 (0.493)	0.388 (0.485)	0.174 (0.377)	0.001 (0.001)	0.589 (0.485)	0.463 (0.496)	0.782 (0.410)
	$B \rightarrow H_2$	0	0.589 (0.464)	0.131 (0.324)	0	0	0.286 (0.386)	0.192 (0.342)	0.126 (0.328)
	Average	0.042	0.382	0.224	0.122	0.044	0.333	0.272	0.333
Semantic Correct.			Avg. semantic sim. to original utt.	Avg. semantic sim. to original utt.	Avg. semantic sim. to original utt.		Avg. semantic sim. to original utt.	Avg. semantic sim. to original utt.	Avg. semantic sim. to original utt.
	$H_1 \rightarrow B$		0.827 (0.358)	0.875 (0.211)	0.912 (0.184)		0.795 (0.207)	0.855 (0.203)	0.778 (0.239)
	$H_1 \rightarrow H_2$		0.774 (0.222)	0.842 (0.196)	0.875 (0.174)		0.752 (0.231)	0.802 (0.201)	0.793 (0.225)
	$B \rightarrow H_1$		0.860 (0.184)	0.844 (0.195)	0.919 (0.128)		0.863 (0.162)	0.850 (0.187)	0.787 (0.201)
	$B \rightarrow H_2$		0.749 (0.159)	0.801 (0.097)	0.828 (0.106)		0.756 (0.120)	0.748 (0.116)	0.781 (0.164)
Average		0.803	0.841	0.884		0.792	0.814	0.785	

Table 18: Automatic style strength and semantic correctness evaluation results for utterance level (baseline) and conversation level style transfer with GPT-NeoX and Bigscience-Bloom LLMs using our model. Utterance level style transfer achieves higher style strength and conversation level style transfers yield more semantically similar responses.

Source Conversation in <i>Human Style (H₁)</i>	Conversation after style transfer to <i>Chatbot Style (B)</i>		
	Style transfer at utterance level	Style transfer at 2-turns conversation level	Style transfer at 4/5-turns conversation level
<p>[Agent] Thank you for calling Rivertown Insurance. How may I help you today?</p> <p>[Customer] Hey! My name is Kara Turner and I have a few policies with you guys. I just recently moved and so I want to update you guys with my new address.</p> <p>[Agent] I can definitely help with that Kara. May I have your customer number?</p> <p>[Customer] I don't have that with me. Can I give you something else?</p> <p>[Agent] Yes. I can verify you a different way. Can you provide me with your social and date of birth?</p>	<p>[Agent] How can I help you?</p> <p>[Customer] Hey! My name is Kara Turner and I have a few policies with you guys. I just recently moved and so I want to update you guys with my new address.</p> <p>[Agent] What is your customer number?</p> <p>[Customer] I don't have that with me. Can I give you something else?</p> <p>[Agent] Yes. May I have your social and date of birth?</p>	<p>[Agent] How can I help you?</p> <p>[Customer] Hey! My name is Kara Turner and I have a few policies with you guys. I just recently moved and so I want to update you guys with my new address.</p> <p>[Agent] May I have your customer number?</p> <p>[Customer] I don't have that with me. Can I give you something else?</p> <p>[Agent] Yes. I can verify you a different way. May I have your social and date of birth?</p>	<p>[Agent] How may I help you?</p> <p>[Customer] I want to update my address.</p> <p>[Agent] What is your customer number?</p> <p>[Customer] I don't have that with me. Can I give you something else?</p> <p>[Agent] Yes. I can verify you a different way. Can you provide me with your social and date of birth?</p> <p>[Customer] My social is 1234567890 and my date of birth is 12/21/89</p>

(a) Style transfer from human style (H_1) to chatbot style (B).

Source Conversation in <i>Human Style (H₁)</i>	Conversation after style transfer to <i>Human Style (H₂)</i>		
	Style transfer at utterance level	Style transfer at 2-turns conversation level	Style transfer at 4/5-turns conversation level
<p>[Agent] Good afternoon. Thank you for calling Rivertown insurance. My name is Josh, how may I help you today?</p> <p>[Customer] Well Josh its not so good. For some reason you took out my payment four days early and for a higher amount and now my bank is overdrawn.</p> <p>[Agent] I am sorry to hear that. I will help if I can. Let's start with the issue, I am assuming you use automatic billing service, correct?</p> <p>[Customer] Obviously. It keeps changing days and now the bill is higher for some reason which I want to know why and now you cost me fees from my bank.</p> <p>[Agent] Alright, how about you give me your full name, account number, and your date of birth?</p>	<p>[Agent] How can I help you? -James</p> <p>[Customer] Well Josh its not so good. For some reason you took out my payment four days early and for a higher amount and now my bank is overdrawn.</p> <p>[Agent] I'm sorry to hear that. I will help if I can. Let's start with the issue, I'm assuming you use automatic billing service, correct? -AC</p> <p>[Customer] Obviously. It keeps changing days and now the bill is higher for some reason which I want to know why and now you cost me fees from my bank.</p> <p>[Agent] Thanks for the info. What is your full name, account number, and date of birth? -AC</p>	<p>[Agent] Hey, how can I help you? -AC</p> <p>[Customer] Well Josh its not so good. For some reason you took out my payment four days early and for a higher amount and now my bank is overdrawn.</p> <p>[Agent] I'm sorry to hear that. I will help if I can. Let's start with the issue, I am assuming you use automatic billing service, correct? -AC</p> <p>[Customer] Obviously. It keeps changing days and now the bill is higher for some reason which I want to know why and now you cost me fees from my bank.</p> <p>[Agent] This is concerning. Can you please send me your full name, account number, and your date of birth? -AC</p>	<p>[Agent] How may I help you?</p> <p>[Customer] I want to know why my payment was taken out four days early and for a higher amount. -James</p> <p>[Agent] I am sorry to hear that. Please write us at so we can follow up and make amends. -James</p>

(b) Style transfer from one human style (H_1) to another human style (H_2).

Source Conversation in <i>Chatbot Style (B)</i>	Conversation after style transfer to <i>Human Style (H₁)</i>		
	Style transfer at utterance level	Style transfer at 2-turns conversation level	Style transfer at 4/5-turns conversation level
<p>[Agent] How can I help you?</p> <p>[Customer] hello, i want to pay your latest bill.</p> <p>[Agent] What period of time do you want to check your bill for?</p> <p>[Customer] from last april til august 2020</p> <p>[Agent] How much would you like to pay?</p>	<p>[Agent] Hello, thank you for calling Rivertown Insurance helpdesk. My name is Dale. How may I help you today?</p> <p>[Customer] hello, i want to pay your latest bill.</p> <p>[Agent] Okay, so what period of time do you want to check your bill for?</p> <p>[Customer] from last april til august 2020</p> <p>[Agent] How much will you pay?</p>	<p>[Agent] Hello, thank you for calling Rivertown Insurance helpdesk. My name is Russ. How may I help you today?</p> <p>[Customer] hello, i want to pay your latest bill.</p> <p>[Agent] Okay, what period of time do you want to check your bill for?</p> <p>[Customer] from last april til august 2020</p> <p>[Agent] How much will you pay?</p>	<p>[Agent] Thank you for calling Rivertown Insurance. This is Cecilia. How can I help you today?</p> <p>[Customer] Hi. My name's Maria Jacobs. I'm on Walton Street. I think I need to pay your last bill.</p> <p>[Agent] I can help you with that. Can you tell me what period of time you want to check your bill for?</p> <p>[Customer] April to August 2020.</p> <p>[Agent] How much would you like to pay?</p> <p>[Customer] I would like to pay the full amount.</p> <p>[Agent] Okay.</p>

(c) Style transfer from one chatbot style (B) to human style (H_1).

Source Conversation in <i>Chatbot Style (B)</i>	Conversation after style transfer to <i>Human Style (H₂)</i>		
	Style transfer at utterance level	Style transfer at 2-turns conversation level	Style transfer at 4/5-turns conversation level
<p>[Customer] The doctor's name is Raymond Price.</p> <p>[Agent] What is the amount of total charges?</p> <p>[Customer] I think it's around \$1,500.</p> <p>[Agent] How much have you paid?</p>	<p>[Customer] The doctor's name is Raymond Price.</p> <p>[Agent] I'm sorry to hear that. What is the total amount of charges? -AC</p> <p>[Customer] I think it's around \$1,500.</p> <p>[Agent] That's really weird. We don't wanna be stingy. How much have you paid? -James</p>	<p>[Customer] The doctor's name is Raymond Price.</p> <p>[Agent] What is the total amount of charges? -AC</p> <p>[Customer] I think it's around \$1,500.</p> <p>[Agent] That's a lot of money. How much have you paid? -James</p>	<p>[Customer] The doctor's name is Raymond Price. What is the amount of total charges?</p> <p>[Agent] \$1,500.</p> <p>[Customer] How much have you paid?</p> <p>[Agent] \$1,000. -AC</p> <p>[Customer] I have a \$500 deductible.</p>

(d) Style transfer from one chatbot style (B) to human style (H_2).

Figure 11: Style transfer examples in all directions by various versions of our model. Here, H_1 , H_2 , B refer to human style from DSTC11 dataset, style of Chipotle agents (from TWCS dataset), and Chatbot style from DSTC11 dataset, respectively.

Original 4/5-Turns Conversations		Style Transferred Version by Bigscience-Bloom	
Source Style: B		Target Style: H_2	
<p>[Customer] I would like to pay \$500</p> <p>[Agent] Is this a checking or saving account?</p> <p>[Customer] This is a checking account</p> <p>[Agent] May I have the bank account number?</p>		<p>[Customer] \$500. Is this a checking or saving account?</p> <p>[Agent] Checking account.</p> <p>[Customer] What is the bank account number?</p> <p>[Agent] 998201450. -James</p>	
Source Style: H_1		Target Style: B	
<p>[Agent] Thank you for calling Rivertown Insurance. How may I help you today?</p> <p>[Customer] Yeah I'm trying to register my car and they need my insurance number and I don't have it.</p> <p>[Agent] That's not a problem. I can look it up for you!</p> <p>[Customer] Great, thanks. Trying to register this car has been a nightmare. Hopefully this will be easier.</p> <p>[Agent] I understand. When I registered mine it took almost a week. It was crazy.</p>		<p>[Agent] How may I help you?</p> <p>[Customer] I need to register my car.</p> <p>[Agent] May I have your policy number?</p> <p>[Customer] I don't have it.</p>	

Table 19: Error analysis of Bigscience-Bloom when performing 4/5-turns conversation level style transfer. Sometimes customer and agent turns are swapped as shown in the upper conversation and sometimes unrelated agent responses are generated as shown in the lower conversation. Here, H_1 , H_2 , B refer to human style from DSTC11 dataset, style of Chipotle agents (from TWCS dataset), and Chatbot style from DSTC11 dataset, respectively.

Chatbot Style (Direct)	Human Style (Conversational)		
Source Conversation	Style Transferred v1	Style Transferred v2	Style Transferred v3
<p>[Customer] I had an accident and I want to file an auto insurance claim.</p> <p>[Agent] What is your insurance number?</p>	<p>[Customer] I had an accident and I want to file an auto insurance claim.</p> <p>[Agent] I am sorry to hear that. Can I get your insurance number?</p>	<p>[Customer] I had an accident and I want to file an auto insurance claim.</p> <p>[Agent] I am happy to hear that. Can I get your insurance number?</p>	<p>[Customer] I had an accident and I want to file an auto insurance claim.</p> <p>[Agent] Can I get my insurance number?</p>
<p>Human Style Strength: Low</p> <p>Appropriate? - Yes</p>	<p>Human Style Strength: High</p> <p>Appropriate? - Yes</p> <p>Semantically Correct? - Yes</p>	<p>Human Style Strength: High</p> <p>Appropriate? - No</p> <p>Semantically Correct? - Yes</p>	<p>Human Style Strength: Low</p> <p>Appropriate? - Yes</p> <p>Semantically Correct? - No</p>

Table 20: Example of style transfer evaluation metrics, *style strength*, *appropriateness*, and *semantic correctness*, by comparing three style transferred versions of the same agent utterance. Inappropriate and semantically incorrect segments of the generated utterances are marked in red.

Human Style, H_1	Bot Style, B	Human Style, H_2
<p>[Agent] Hi there, thank you for calling Rivertown Insurance, this is Becky speaking. How can I be of assistance?</p> <p>[Customer] #Um, yes, hi. I would, need help with creating my account, I enrolled a few days ago. Actually it was, I think last Thursday, on the twenty seventh.</p> <p>[Agent] Alright. I can definitely help you with that.</p> <p>[Customer] Thanks.</p> <p>[Agent] Mhm. Sure! Can I have your name?</p> <p>[Customer] #Uh, yes, it's Jeremy Hudson.</p> <p>[Agent] Okay, and just to make sure, that's j. e. r. e. m. y., is that correct?</p> <p>[Customer] Yep.</p> <p>[Agent] And your last name is h. o. u. s. t. o. n., correct?</p> <p>[Customer] No,no, it's Hudson, like the Hudson River.</p> <p>[Agent] Oh, I'm sorry, I apologize for that.</p> <p>[Customer] it's okay.</p> <p>[Agent] so that's h. u. d. s. o. n., is that correct?</p> <p>[Customer] Yep, that's it.</p> <p>[Agent] Okay, thanks for that.</p> <p>...</p> <p>...</p>	<p>[Agent] How can I help you?</p> <p>[Customer] hello, i want to create a new account</p> <p>[Agent] What is your first name please?</p> <p>[Customer] Joyce</p> <p>[Agent] What is your last name please?</p> <p>[Customer] my last name is Fernandez</p> <p>[Agent] What is the phone number?</p> <p>[Customer] my phone number is 443 521 5874</p> <p>[Agent] Please set your security question</p> <p>[Customer] i want to choose "Who was your first kiss?" as my security question</p> <p>[Agent] May I have your date of birth?</p> <p>...</p> <p>...</p>	<p>[Customer] nothing worse than over cooked steak</p> <p>[Agent] It's definitely a bummer. I'm so sorry. Which location did you visit? I'd like to follow up. -Becky</p> <p>[Customer] West Orange Nj I go there a lot and it's usually perfect.</p> <p>[Agent] Thanks so much. I'll dig into this with our area leadership to see what went awry. -Becky</p> <p>[Customer] :-)</p> <p>[Agent] Got you, fam. -Becky</p>

Figure 12: Example conversations in styles H_1, B, H_2 . These three styles are holistically different. Some properties of the human styles are that they are conversational, sometimes formal, and sometimes casual and friendly. For example, the human style, H_2 is informal and friendly while the other human style, H_1 is formal while both of these two human styles are conversational. In human style H_2 , agents sign their names at the end of a response preceded by a hyphen. In the other human style, H_1 , this stylistic property is not observed. Some observed properties of the bot style are crispness and to-the-point while not being informal. The conversations in human style H_1 and bot style B presented in this table, are on the same situation showing the holistic difference between these two styles. Note that, the other human style H_2 is from a different domain, hence, a conversation on a similar situation could not be found.