

C^1 -smooth isogeometric spline functions of general degree over planar mixed meshes: The case of two quadratic mesh elements

Jan Grošelj^{a,b}, Mario Kapl^c, Marjeta Knez^{a,b}, Thomas Takacs^{d,*}, Vito Vitrih^e

^aFMF, University of Ljubljana, Jadranska 19, 1000 Ljubljana, Slovenia

^bIMFM, Jadranska 19, 1000 Ljubljana, Slovenia

^cADMIRE Research Center - Additive Manufacturing, Intelligent Robotics, Sensors and Engineering,

School of Engineering and IT, Carinthia University of Applied Sciences, Europastraße 4, 9524 Villach, Austria

^dJohann Radon Institute for Computational and Applied Mathematics, Austrian Academy of Sciences, Altenberger Str. 69, 4040 Linz, Austria

^eUP FAMNIT and UP IAM, University of Primorska, Glagoljaška 8, 6000 Koper, Slovenia

Abstract

Splines over triangulations and splines over quadrangulations (tensor product splines) are two common ways to extend bivariate polynomials to splines. However, combination of both approaches leads to splines defined over mixed triangle and quadrilateral meshes using the isogeometric approach. Mixed meshes are especially useful for representing complicated geometries obtained e.g. from trimming. As (bi)-linearly parameterized mesh elements are not flexible enough to cover smooth domains, we focus in this work on the case of planar mixed meshes parameterized by (bi)-quadratic geometry mappings. In particular we study in detail the space of C^1 -smooth isogeometric spline functions of general polynomial degree over two such mixed mesh elements. We present the theoretical framework to analyze the smoothness conditions over the common interface for all possible configurations of mesh elements. This comprises the investigation of the dimension as well as the construction of a basis of the corresponding C^1 -smooth isogeometric spline space over the domain described by two elements. Several examples of interest are presented in detail.

Keywords: Isogeometric analysis, C^1 -smoothness, C^1 space, mixed triangle and quadrilateral mesh, quadratic triangle, biquadratic quadrilateral

1. Introduction

Planar triangle or quadrilateral meshes are two common concepts for the modeling of the geometry of complicated planar domains. To solve fourth order partial differential equations (PDEs) such as the bi-harmonic equation, e.g. [40], the Kirchhoff–Love shell problem, e.g. [30, 31], problems of strain gradient elasticity, e.g. [11, 36], or the Cahn–Hilliard equation, e.g. [12], via their weak form and Galerkin discretization over these meshes, globally C^1 -smooth functions are needed. The construction of globally C^1 -smooth spaces over triangle or quadrilateral meshes has been of interest since the origin of the finite element method (FEM) and has gained even more importance since the introduction of isogeometric analysis (IGA) [10, 17]. Many of the developed methods, in particular in the framework of IGA, employ the fact that a function is C^1 -smooth over a given mesh if and only if the associated graph surface is G^1 -smooth [13], i.e. possessing a uniquely defined tangent plane at each point [37]. To simplify the construction and to make it independent of the geometry of the mesh, most existing approaches require that the constructed C^1 -smooth functions are additionally C^2 -smooth at the vertices.

*Corresponding author.

Email addresses: jan.groselj@fmf.uni-lj.si (Jan Grošelj), m.kapl@fh-kaernten.at (Mario Kapl), marjetka.knez@fmf.uni-lj.si (Marjeta Knez), thomas.takacs@ricam.oeaw.ac.at (Thomas Takacs), vito.vitrih@upr.si (Vito Vitrih)

Two first C^1 -smooth triangular finite elements have been the Argyris element [1] and the Bell element [2], see also [5, 8], where in both cases, C^1 -smooth splines over linearly parameterized triangles are constructed, which are polynomial functions of degree $d \geq 5$ on the individual triangles. The construction of C^1 -smooth triangular spline spaces of lower polynomial degree often relies on the use of triangle meshes with specific configurations or splitting of the triangles, cf. the book [32]. Examples of recently developed C^1 -smooth triangular splines are [15, 16, 19, 38, 39].

A first quadrilateral C^1 -smooth finite element construction over bilinear meshes has been the Bogner–Fox–Schmit element [4], which works for polynomial degree $d \geq 3$, but which is limited to tensor-product meshes. Examples of C^1 -smooth finite elements over general bilinear quadrilateral meshes are the Brenner–Sung element [6] for $d \geq 6$ and the constructions [3, 25, 33] for $d \geq 5$. While the methods [6, 25] generate C^1 -smooth spline functions which are additionally C^2 -smooth at the vertices, the obtained spline functions in [3, 33] are in general just C^1 -smooth everywhere.

In the framework of IGA, C^1 -smooth spline spaces over quadrilateral meshes are generated, where the individual quadrilateral patches need not be bilinearly parameterized. Depending on the employed multi-patch parameterization of the considered planar quadrilateral mesh, different strategies for the construction of C^1 -smooth spline spaces have been developed, cf. the survey articles [18, 23]. Examples of proposed parameterizations are C^1 -smooth parameterizations with singularities [35, 43] or G^1 -caps [27–29] at the extraordinary vertices, analysis-suitable G^1 multi-patch parameterizations [20, 21, 24, 26], which form a particular class of regular C^0 multi-patch geometries [9, 22], or other general multi-patch configurations [7].

The recent paper [14] deals with the construction of C^1 -smooth spline spaces over planar mixed triangle and quadrilateral meshes. The use of mixed triangle and quadrilateral meshes is of high practical relevance, since they appear in and can be advantageous for many applications. One important example is the untrimming of trimmed tensor-product splines. There, mixed meshes are beneficial in representing the geometry, cf. [42]. The technique [14] is based on a mixed mesh, where the individual triangles and quadrilaterals are linearly and bilinearly parameterized, respectively. It generates C^1 -smooth splines, which are polynomial functions of degree $d \geq 5$ on the single element. A further recent construction of smooth spline spaces over mixed triangle and quadrilateral meshes is the work [42]. However, there the spline spaces of polynomial degree $d = 2$ are just C^0 -smooth in the vicinity of extraordinary vertices. For the case of purely quadrilateral meshes, the construction from [42] has recently been extended in [41] to splines that are C^1 at all extraordinary vertices.

The goal of this paper is to study the C^1 -smoothness conditions over mixed planar partitions composed of Bézier triangles and tensor-product Bézier quadrilaterals of (bi-)degree $\delta \geq 1$ in an isogeometric setting. This extends the work [14], where (bi-)linearly parameterized elements have been considered. Over the considered elements of (bi-)degree δ , mapped polynomial function spaces of some degree $d \geq \delta$ can be defined. A similar study has been performed in [34], where a general dimension formula and basis construction is presented for C^1 -smooth splines over mixed triangle and quadrilateral meshes. While one can easily generate C^0 -smooth isogeometric spline functions over such partitions, the dimension count and basis constructions for C^1 -smooth spaces become highly nontrivial and, as developed in [34], requires the computation of syzygies of certain polynomials for each edge.

In this paper, we focus on a single interface between two elements, which are allowed to be triangular or quadrilateral. Firstly, the space of C^1 -smooth isogeometric spline functions defined on two elements of general (bi-)degree δ is considered. We investigate the C^1 -smoothness conditions of the functions across the interface of the two elements and analyze their representation in the vicinity of the interface, where we focus on conditions related to the trace and normal derivative along the interface. We then restrict ourselves to the case of quadratic triangles and biquadratic quadrilaterals, i.e. to the case of $\delta = 2$, where we further study the structure of the corresponding C^1 -smooth isogeometric spline space, determining its dimension and providing a basis construction for it. We aim at an exhaustive representation covering all cases. While this is of theoretical interest in itself, the study of polynomial reproduction properties of traces and normal derivatives has several practical implications for meshing and refinement, and will, in future research, serve as the basis for the construction and numerical analysis of C^1 -smooth isogeometric spline spaces over partitions composed of multiple elements. A possible application is then to generate C^1 -smooth isogeometric spline spaces over mixed triangle and quadrilateral meshes, that are obtained by untrimming,

and to use the resulting spaces to solve fourth order PDEs.

The remainder of the paper is organized as follows. Section 2 introduces the considered class of planar mixed meshes composed of Bézier triangles and Bézier quadrilaterals of (bi-)degree δ . From Section 3 on, we focus on the case of two neighboring mesh elements for which we define the associated C^1 -smooth isogeometric spline space and study the C^1 -smoothness condition of an isogeometric spline function across the interface of the two mesh elements. In Section 4 we restrict ourselves to element mappings of degree two, that is, to quadratic triangles and biquadratic quadrilaterals, and study the specific smoothness conditions over the two mesh elements for all possible cases. The obtained results are summarized in Section 5, where the dimension of the C^1 -smooth isogeometric spline space is presented and a basis is constructed. Section 6 further presents several examples of different configurations of the two mesh elements and illustrates the corresponding C^1 -smooth isogeometric basis functions over them. Finally, we conclude the paper in Section 7. Concerning the notation and basic concepts, we mostly follow the recent paper [14].

2. Mixed triangle and quadrilateral meshes

Let $\Omega \subset \mathbb{R}^2$ be a given open domain with a C^0 boundary, such that its closure $\bar{\Omega}$ is the disjoint union of triangular or quadrilateral elements $\Omega^{(\ell)}$, $\ell \in \mathcal{I}_\Omega = \mathcal{I}_\Delta \dot{\cup} \mathcal{I}_\square$, edges $\mathcal{E}^{(\ell)}$, $\ell \in \mathcal{I}_\mathcal{E}$, and vertices $\mathbf{V}^{(\ell)}$, $\ell \in \mathcal{I}_\mathbf{V}$,

$$\bar{\Omega} = \left(\dot{\bigcup}_{\ell \in \mathcal{I}_\Omega} \Omega^{(\ell)} \right) \dot{\cup} \left(\dot{\bigcup}_{\ell \in \mathcal{I}_\mathcal{E}} \mathcal{E}^{(\ell)} \right) \dot{\cup} \left(\dot{\bigcup}_{\ell \in \mathcal{I}_\mathbf{V}} \mathbf{V}^{(\ell)} \right),$$

where $\dot{\cup}$ stands for the disjoint union of sets, and where \mathcal{I}_Δ , \mathcal{I}_\square , $\mathcal{I}_\mathcal{E}$ and $\mathcal{I}_\mathbf{V}$ denote the sets of indices of the triangular and quadrilateral elements, edges and vertices, respectively. The elements are assumed to be open sets having the parameterizations

$$\mathbf{F}^{(\ell)} : \Delta_0 \rightarrow \overline{\Omega^{(\ell)}}, \quad \Delta_0 := \{(u, v) \in \mathbb{R}^2 : u \in [0, 1], 0 \leq v \leq 1 - u\}, \quad \text{for } \ell \in \mathcal{I}_\Delta,$$

and

$$\mathbf{F}^{(\ell)} : \square_0 \rightarrow \overline{\Omega^{(\ell)}}, \quad \square_0 := [0, 1]^2, \quad \text{for } \ell \in \mathcal{I}_\square,$$

which are assumed to be bijective and regular. Let us denote by \mathbb{P}_δ^1 , \mathbb{P}_δ^2 and $\mathbb{P}_{\delta,\delta}^2$ the univariate, triangle and tensor-product polynomial spaces of (bi-)degree δ , respectively. We assume

$$\mathbf{F}^{(\ell)} \in \begin{cases} (\mathbb{P}_{\delta,\delta}^2)^2 & \text{if } \ell \in \mathcal{I}_\square, \\ (\mathbb{P}_\delta^2)^2 & \text{if } \ell \in \mathcal{I}_\Delta. \end{cases} \quad (1)$$

Furthermore, we assume that the intersection of two different elements $\overline{\Omega^{(\ell)}}$ and $\overline{\Omega^{(\ell')}}$ is either an empty set, a vertex or the whole edge. In the later case, we call this edge the *interface* between the two elements, and we demand that the parameterizations of this edge, obtained by restricting the geometry mappings $\mathbf{F}^{(\ell)}$ and $\mathbf{F}^{(\ell')}$ to the corresponding boundary line of Δ_0 or \square_0 coincide (up to the orientation). We always have that the two edge endpoints are vertices of the mesh. The thus described set of triangular/quadrilateral elements, together with edges and vertices is called a *regular mixed triangle and quadrilateral mesh*.

In the following, we restrict ourselves to the case of two neighboring mesh elements, and investigate the C^1 -smooth isogeometric spline space defined over them. Note that the results presented in Section 3 are independent of the degree δ of the geometry mappings, while from Section 4 onwards we restrict ourselves to (bi-)quadratic elements.

3. C^1 -smooth isogeometric functions over two elements

We consider a pair of two neighbouring elements and study the C^1 conditions for the isogeometric functions defined over such a configuration.

3.1. Isogeometric space over two elements

Suppose $\Omega^{(1)}$ and $\Omega^{(2)}$ are two neighbouring elements, parameterized by geometry mappings $\mathbf{F}^{(1)}$ and $\mathbf{F}^{(2)}$ of (bi)-degree δ , defined as in (1). Let $\mathcal{E} = (\overline{\Omega^{(1)}} \cap \overline{\Omega^{(2)}})^\circ$ be the common interface, and, without loss of generality, we assume it equals $\mathcal{E} = \{\mathbf{F}^{(1)}(0, t) = \mathbf{F}^{(2)}(0, t) : t \in (0, 1)\}$. We define a function φ over the union of the two elements $\overline{\Omega} := \overline{\Omega^{(1)}} \cup \overline{\Omega^{(2)}}$ as

$$\varphi : \overline{\Omega} \rightarrow \mathbb{R}, \quad \varphi(x, y) = \begin{cases} \varphi^{(1)}(x, y), & (x, y) \in \overline{\Omega^{(1)}} \\ \varphi^{(2)}(x, y), & (x, y) \in \overline{\Omega^{(2)}} \setminus \mathcal{E} \end{cases},$$

and consider its graph $\Phi \subset \overline{\Omega} \times \mathbb{R}$ as the union of two patches given by parameterizations

$$\Phi^{(1)} := \begin{bmatrix} \mathbf{F}^{(1)} \\ f^{(1)} \end{bmatrix} : \mathcal{D}^{(1)} \rightarrow \mathbb{R}^3, \quad \Phi^{(2)} := \begin{bmatrix} \mathbf{F}^{(2)} \\ f^{(2)} \end{bmatrix} : \mathcal{D}^{(2)} \rightarrow \mathbb{R}^3,$$

where $f^{(\ell)} = \varphi^{(\ell)} \circ \mathbf{F}^{(\ell)}$, and $\mathcal{D}^{(\ell)} = \triangle_0$ or $\mathcal{D}^{(\ell)} = \square_0$ for $\ell \in \{1, 2\}$. The isogeometric space $\mathcal{V}_d(\Omega)$ of degree $d \geq \delta$ over the domain Ω is defined as

$$\mathcal{V}_d(\Omega) := \left\{ \varphi : \overline{\Omega} \rightarrow \mathbb{R}, \quad \varphi \circ \mathbf{F}^{(\ell)} = f^{(\ell)} \in \begin{cases} \mathbb{P}_{d,d}^2 & \text{if } \ell \in \mathcal{I}_\square \\ \mathbb{P}_d^2 & \text{if } \ell \in \mathcal{I}_\triangle \end{cases}, \text{ for } \ell \in \{1, 2\} \right\}.$$

The space $\mathcal{V}_d(\Omega)$ can, in principle, be defined for any (bi-)degree d . However, it is considered *isogeometric* and reproduces, in general, linear functions only if $d \geq \delta$. We define the C^1 -smooth isogeometric space to be $\mathcal{V}_d^1(\Omega) := \mathcal{V}_d(\Omega) \cap C^1(\overline{\Omega})$. In the following we study the continuity conditions that describe this subspace.

3.2. Continuity conditions

It is well known ([9, 13, 26]) that along the common interface the function φ is C^1 continuous if and only if its graph Φ is G^1 continuous. The later is true if and only if

$$\Phi^{(1)}(0, v) = \Phi^{(2)}(0, v), \quad \det \begin{bmatrix} D_u \Phi^{(2)}(0, v), D_u \Phi^{(1)}(0, v), D_v \Phi^{(1)}(0, v) \end{bmatrix} = 0. \quad (2)$$

We introduce the *gluing functions* for the interface \mathcal{E} ,

$$\tilde{\alpha}_1(v) := \det \mathbf{J} \mathbf{F}^{(1)}(0, v), \quad \tilde{\alpha}_2(v) := \det \mathbf{J} \mathbf{F}^{(2)}(0, v), \quad \alpha(v) := \det \begin{bmatrix} D_u \mathbf{F}^{(2)}(0, v), D_u \mathbf{F}^{(1)}(0, v) \end{bmatrix}. \quad (3)$$

Let $\gamma = \gcd(\tilde{\alpha}_1, \tilde{\alpha}_2)$ be the (polynomial) greatest common divisor of polynomials $\tilde{\alpha}_1$ and $\tilde{\alpha}_2$, and let

$$\alpha_\ell := \frac{1}{\gamma} \tilde{\alpha}_\ell, \quad \ell \in \{1, 2\}.$$

Since the polynomial gcd is not unique, we assume without loss of generality $\gamma(0) = 1$. Then, condition (2) is equivalent to

$$f^{(1)}(0, v) = f^{(2)}(0, v), \quad (4)$$

$$\gamma(v) \alpha_1(v) D_u f^{(2)}(0, v) - \gamma(v) \alpha_2(v) D_u f^{(1)}(0, v) + \alpha(v) D_v f^{(1)}(0, v) = 0, \quad (5)$$

where (5) follows from performing the Laplace expansion of the determinant in (2) along the last row. Note that $D_v f^{(1)}(0, v) = D_v f^{(2)}(0, v)$ and that $\gamma(v) \neq 0$, $\alpha_\ell(v) \neq 0$, for $v \in [0, 1]$, $\ell \in \{1, 2\}$.

Along the interface \mathcal{E} we define the vector-valued function

$$\mathbf{n} : [0, 1] \rightarrow \mathbb{R}^2, \quad \mathbf{n}(v) = \left(D_v \mathbf{F}^{(1)}(0, v) \right)^\perp,$$

where $(x, y)^\perp := (y, -x)$, which prescribes the direction vector at every point of the interface (in the direction of the normal). By defining

$$\beta(v) = \|\mathbf{n}(v)\|^2, \quad \beta_\ell(v) = \left\langle (D_u \mathbf{F}^{(\ell)}(0, v))^\perp, \mathbf{n}(v) \right\rangle, \quad \ell \in \{1, 2\}, \quad (6)$$

and using [14, Lemma 1], we get that

$$\beta(v)\alpha(v) = \gamma(v)\alpha_2(v)\beta_1(v) - \gamma(v)\alpha_1(v)\beta_2(v). \quad (7)$$

This equality can also be directly checked by noting that

$$\gamma(v)\alpha_\ell(v) = \det \mathbf{J} \mathbf{F}^{(\ell)}(0, v) = \left\langle D_u \mathbf{F}^{(\ell)}(0, v), \left(D_v \mathbf{F}^{(1)}(0, v) \right)^\perp \right\rangle = \left\langle D_u \mathbf{F}^{(\ell)}(0, v), \mathbf{n}(v) \right\rangle, \quad (8)$$

for $\ell \in \{1, 2\}$. With this equality equation (5) can be rewritten to obtain

$$\alpha_2(v) \left(\beta(v) D_u f^{(1)}(0, v) - \beta_1(v) D_v f^{(1)}(0, v) \right) = \alpha_1(v) \left(\beta(v) D_u f^{(2)}(0, v) - \beta_2(v) D_v f^{(2)}(0, v) \right). \quad (9)$$

Moreover, in [14, Lemma 2] it is proven that for a fixed vector \mathbf{d} the directional derivative $D_{\mathbf{d}} \varphi^{(\ell)}(x, y)$ at a point $(x, y) = \mathbf{F}^{(\ell)}(u, v)$ is in local coordinates equal to

$$\begin{aligned} \omega_{\mathbf{d}}^{(\ell)}(u, v) &:= \left\langle \mathbf{d}, \mathbf{G}^{(\ell)}(u, v) \right\rangle, \\ \mathbf{G}^{(\ell)}(u, v) &:= \frac{1}{\det \mathbf{J} \mathbf{F}^{(\ell)}(u, v)} \left(D_u f^{(\ell)}(u, v) \left(D_v \mathbf{F}^{(\ell)}(u, v) \right)^\perp - D_v f^{(\ell)}(u, v) \left(D_u \mathbf{F}^{(\ell)}(u, v) \right)^\perp \right). \end{aligned}$$

We choose \mathbf{d} to be the normal vector $\mathbf{n}(v)$, which is orthogonal to the interface at every point and therefore depends on v . From (3) and (6) it then follows that along the interface, the normal derivative rewrites to

$$\omega_{\mathbf{n}(v)}^{(\ell)}(0, v) = \frac{1}{\gamma(v)\alpha_\ell(v)} \left(\beta(v) D_u f^{(\ell)}(0, v) - \beta_\ell(v) D_v f^{(\ell)}(0, v) \right), \quad (10)$$

so the G^1 continuity condition (9) equals

$$\omega_{\mathbf{n}(v)}^{(1)}(0, v) = \omega_{\mathbf{n}(v)}^{(2)}(0, v) =: \omega_{\mathbf{n}}(v). \quad (11)$$

From (9) as well as from (11) we see that the polynomial $\beta D_u f^{(\ell)}(0, \cdot) - \beta_\ell D_v f^{(\ell)}(0, \cdot)$ must be divisible by α_ℓ , and the normal derivative $\omega_{\mathbf{n}}$ must be a (rational) function of the form

$$\omega_{\mathbf{n}} = \frac{\tilde{\omega}_{\mathbf{n}}}{\gamma}. \quad (12)$$

In what follows, to simplify the terminology, we use the term *normal derivative* also for the γ -scaled normal derivative, which we denote, for simplicity, by

$$\omega(v) := \tilde{\omega}_{\mathbf{n}}(v) = \gamma(v) \omega_{\mathbf{n}}(v).$$

Moreover, we denote by

$$\theta(v) := f^{(1)}(0, v) = f^{(2)}(0, v)$$

the trace and by

$$\tau(v) := \theta'(v) = D_v f^{(1)}(0, v) = D_v f^{(2)}(0, v)$$

the tangential derivative of the isogeometric function φ along the trace.

To distinguish between the triangular and quadrilateral elements and to simplify further notation, we define

$$\sigma_\ell := \begin{cases} 1 & \text{if } \ell \in \mathcal{I}_\square, \\ 0 & \text{if } \ell \in \mathcal{I}_\triangle. \end{cases}$$

Note that, by definition, the degree of θ is bounded by d and the degree of ω cannot exceed $d + 2\delta - 2$. This is due to

$$\deg(\alpha_\ell) \leq 2\delta - 2 + \sigma_\ell, \quad \deg(\beta_\ell) \leq 2\delta - 2 + \sigma_\ell, \quad \text{and} \quad \deg(\beta) \leq 2\delta - 2,$$

and the fact that the degree of ω is bounded by the degree of the numerator in (10). In the following theorem we characterize the C^1 conditions in terms of the gluing functions.

Theorem 1. *Let $\varphi \in \mathcal{V}_d(\Omega)$ be an isogeometric function. Let $\theta \in \mathbb{P}_d^1$ and $\omega \in \mathbb{P}_{d+2\delta-2}^1$ be given polynomials that determine the trace function and the normal derivative. We define the polynomial functions*

$$r_\ell := \alpha_\ell \omega + \beta_\ell \tau, \quad \ell \in \{1, 2\},$$

where $\tau = \theta'$. Then φ is C^1 -smooth if and only if

A1: β divides the polynomials r_1 and r_2 , i.e.,

$$r_\ell = \beta \eta_\ell, \quad \text{for } \ell \in \{1, 2\};$$

A2: the degrees of the polynomials r_1 and r_2 are bounded by

$$\deg(r_\ell) \leq d - 1 + \sigma_\ell + \deg(\beta), \quad \text{for } \ell \in \{1, 2\};$$

and that under these conditions the functions $f^{(\ell)} = \varphi \circ \mathbf{F}^{(\ell)}$, for $\ell \in \{1, 2\}$, satisfy

$$f^{(\ell)}(u, v) = \theta(v) + u \cdot \eta_\ell(v) + u^2 \cdot R_\ell(u, v), \quad (13)$$

where $R_\ell(u, v) \in \mathbb{P}_{d-2, d}^2$, if $\ell \in \mathcal{I}_\square$, or $R_\ell(u, v) \in \mathbb{P}_{d-2}^2$, if $\ell \in \mathcal{I}_\triangle$. Thus, we have

$$D_0 := \binom{d}{2} (2 - \sigma_1 - \sigma_2) + (d - 1)(d + 1)(\sigma_1 + \sigma_2) \quad (14)$$

degrees of freedom that have no influence on the C^1 condition at the interface.

Proof. Since θ is the trace and ω represents the (scaled) normal derivative as in (12), the continuity conditions (4) and (11) are equivalent to

$$f^{(\ell)}(0, v) = \theta(v), \quad \ell \in \{1, 2\}, \quad (15)$$

$$\beta(v) D_u f^{(\ell)}(0, v) = r_\ell(v), \quad \ell \in \{1, 2\}. \quad (16)$$

Furthermore, (16) can be fulfilled if and only if θ and ω are chosen such that the two polynomials r_ℓ , $\ell \in \{1, 2\}$, are divisible by the polynomial β and the degree of r_ℓ is not greater than $d - 1 + \sigma_\ell + \deg(\beta)$. So the quotient η_ℓ between r_ℓ and β is a polynomial of degree $d - 1 + \sigma_\ell$. Equations (15) and (16) directly imply (13), and (14) collects the dimensions of the spaces of \mathbb{P}_{d-2}^2 and $\mathbb{P}_{d-2, d}^2$, which concludes the proof. \square

We are interested in the dimension of the space $\mathcal{V}_d^1(\Omega)$, which is obviously bounded from below by D_0 . It is however not directly clear how the dimension depends on the underlying geometry.

3.3. Construction of traces and normal derivatives

Let us now examine how one can choose θ and ω , to achieve that polynomials r_1 and r_2 are both divisible by β , satisfying condition **A1**, and are of a maximal degree as specified in condition **A2**. To simplify the analysis of the divisibility of certain polynomials by β , in what follows, we use for a polynomial function g the simplifying notation

$$g = g^* \beta + \hat{g},$$

where $g^* = \text{quot}(g, \beta)$ is the quotient and $\hat{g} = \text{rem}(g, \beta)$ the remainder of g after division by β , hence, $\deg(g^*) = \deg(g) - \deg(\beta)$ and $\deg(\hat{g}) < \deg(\beta)$. Keep in mind that this representation is unique, i.e., for each g there exists exactly one pair (g^*, \hat{g}) , with $\deg(\hat{g}) < \deg(\beta)$, and vice versa.

Theorem 2. *The assumptions of Theorem 1 are fulfilled if and only if the trace function $\theta \in \mathbb{P}_d^1$ and the normal derivative $\omega \in \mathbb{P}_{d+2\delta-2}^1$ are chosen as*

$$\theta(v) = \theta_0 + \int_0^v (\tau^*(\xi)\beta(\xi) + \hat{\tau}(\xi)) d\xi, \quad \omega(v) = \omega^*(v)\beta(v) + \hat{\omega}(v),$$

where the functions τ^* and ω^* are split in low degree contributions τ_{low}^* and ω_{low}^* and high degree contributions τ_{high}^* and ω_{high}^* , respectively, such that

(1) the low degree contributions τ_{low}^* and ω_{low}^* satisfy

$$\deg(\tau_{low}^*) \leq d_\tau, \text{ with } d_\tau := \min \{d-1-\deg(\beta), d-1+\sigma_1-\deg(\beta_1), d-1+\sigma_2-\deg(\beta_2)\}, \quad (17)$$

and

$$\deg(\omega_{low}^*) \leq d_\omega, \text{ with } d_\omega := \min_{\ell \in \{1,2\}} \{d-1+\sigma_\ell - \deg(\alpha_\ell)\}, \quad (18)$$

(2) the high degree contributions τ_{high}^* and ω_{high}^* satisfy $\tau_{high}^*(v) = v^{d_\tau+1}q_\tau(v)$ and $\omega_{high}^*(v) = v^{d_\omega+1}q_\omega(v)$, for some polynomials q_τ and q_ω , respectively, and together with $\hat{\tau}$, $\hat{\omega}$ satisfy

$$\deg(\beta \tau_{high}^* + \hat{\tau}) \leq d-1, \quad (19)$$

$$\deg(\alpha_\ell(\beta \omega_{high}^* + \hat{\omega}) + \beta_\ell(\beta \tau_{high}^* + \hat{\tau})) \leq d-1+\sigma_\ell + \deg(\beta), \quad (20)$$

and

(3) the polynomials $\hat{\tau}$ and $\hat{\omega}$ moreover satisfy

$$\beta \mid \alpha_\ell \hat{\omega} + \beta_\ell \hat{\tau}. \quad (21)$$

Proof. In this theorem we split the tangential derivative τ and the normal derivative ω into

- parts that are divisible by β and are of low degree (τ_{low}^* and ω_{low}^*),
- parts that are divisible by β and are of high degree (τ_{high}^* and ω_{high}^*), and
- parts that are not divisible by β ($\hat{\tau}$ and $\hat{\omega}$).

This split is unique for each pair τ and ω . Hence, we need to check if the conditions stated here are equivalent to the conditions **A1** and **A2** stated in Theorem 1. By definition we have

$$\begin{aligned} r_\ell &= \alpha_\ell \omega + \beta_\ell \tau = \alpha_\ell(\omega_{low}^* \beta + \omega_{high}^* \beta + \hat{\omega}) + \beta_\ell(\tau_{low}^* \beta + \tau_{high}^* \beta + \hat{\tau}) \\ &= \beta(\alpha_\ell(\omega_{low}^* + \omega_{high}^*) + \beta_\ell(\tau_{low}^* + \tau_{high}^*)) + \alpha_\ell \hat{\omega} + \beta_\ell \hat{\tau}. \end{aligned}$$

Thus, **A1** is equivalent to (21). What remains is to analyze the degree of r_ℓ . From (17) and (18) we obtain the following bounds

$$0 \leq \deg(\beta \alpha_\ell \omega_{low}^*) \leq \deg(\beta) + \deg(\alpha_\ell) + \min_{\ell' \in \{1,2\}} \{d-1+\sigma_{\ell'} - \deg(\alpha_{\ell'})\} \leq d-1+\sigma_\ell + \deg(\beta)$$

and

$$0 \leq \deg(\beta \beta_\ell \tau_{low}^*) \leq \deg(\beta) + \deg(\beta_\ell) + \min_{\ell' \in \{1,2\}} \{d - 1 + \sigma_{\ell'} - \deg(\beta_{\ell'})\} \leq d - 1 + \sigma_\ell + \deg(\beta).$$

Therefore, **A2** is equivalent to (20).

Finally, we need to check that $\theta \in \mathbb{P}_d^1$, which follows from (17), i.e., $\deg(\tau_{low}^*) \leq d - 1 - \deg(\beta)$, and from (19). This concludes the proof. \square

Remark 1. Note that this theorem requires no relation between the degree δ of the geometry mappings $\mathbf{F}^{(\ell)}$ and the degree d of the functions $f^{(\ell)}$. If we assume $d \geq 2\delta - 2$, then conditions (19)–(20) simplify to

$$\begin{aligned} \deg(\tau_{high}^*) &\leq d - 1 - \deg(\beta), \\ \deg(\alpha_\ell \omega_{high}^* + \beta_\ell \tau_{high}^*) &\leq d - 1 + \sigma_\ell. \end{aligned}$$

From now on, we restrict ourselves to the case $\delta = 2$. While Theorem 2 (1) is easy to analyze for arbitrary degree δ , the contributions from parts (2) and (3) are significantly more complicated to study.

4. The case of (bi-)quadratic elements

In the remainder of the paper we analyze the case of (bi-)quadratic element mappings, i.e., $\delta = 2$. Thus, we have $d \geq 2$ and, as a consequence, the conditions of Theorem 2 simplify as specified in Remark 1. Before we analyze the C^1 -smoothness conditions in detail, we introduce the Bézier representations of polynomial functions.

4.1. Control point representation

Let

$$\begin{aligned} B_i^d(u) &= \binom{d}{i} u^i (1-u)^{d-i}, \quad i = 0, 1, \dots, d, \\ B_{i,j}^{\triangle,d}(u,v) &= \frac{d!}{i!j!(d-i-j)!} u^i v^j (1-u-v)^{d-i-j}, \quad i, j = 0, 1, \dots, d, \quad i+j \leq d, \end{aligned}$$

and

$$B_{i,j}^{\square,d}(u,v) = B_i^d(u) B_j^d(v), \quad i, j = 0, 1, \dots, d,$$

denote the univariate, triangle and tensor-product Bernstein bases for the spaces \mathbb{P}_d^1 , \mathbb{P}_d^2 and $\mathbb{P}_{d,d}^2$, respectively.

For $\ell \in \mathcal{I}_\triangle$, i.e., for a triangular element, the geometry mapping is given as

$$\mathbf{F}^{(\ell)}(u,v) = \sum_{0 \leq i+j \leq 2} \mathbf{C}_{i,j}^{(\ell)} B_{i,j}^{\triangle,2}(u,v),$$

and for $\ell \in \mathcal{I}_\square$, i.e., for a quadrilateral element, it is defined as

$$\mathbf{F}^{(\ell)}(u,v) = \sum_{i,j=0}^2 \mathbf{C}_{i,j}^{(\ell)} B_{i,j}^{\square,2}(u,v).$$

The interface \mathcal{E} is a curve, which is parameterized by a quadratic polynomial,

$$\mathcal{E} = \{(1-t)^2 \mathbf{C}_0 + 2t(1-t) \mathbf{C}_1 + t^2 \mathbf{C}_2 : t \in (0,1)\}, \quad (22)$$

with control points $\mathbf{C}_i \in \mathbb{R}^2$, $i \in \{0,1,2\}$. Thus, given control points

$$\mathbf{C}^{(\ell)} = \begin{bmatrix} \mathbf{C}_{0,0}^{(\ell)} & \mathbf{C}_{0,1}^{(\ell)} & \mathbf{C}_{0,2}^{(\ell)} \\ \mathbf{C}_{1,0}^{(\ell)} & \mathbf{C}_{1,1}^{(\ell)} & \\ \mathbf{C}_{2,0}^{(\ell)} & & \end{bmatrix} \quad \text{or} \quad \mathbf{C}^{(\ell)} = \begin{bmatrix} \mathbf{C}_{0,0}^{(\ell)} & \mathbf{C}_{0,1}^{(\ell)} & \mathbf{C}_{0,2}^{(\ell)} \\ \mathbf{C}_{1,0}^{(\ell)} & \mathbf{C}_{1,1}^{(\ell)} & \mathbf{C}_{1,2}^{(\ell)} \\ \mathbf{C}_{2,0}^{(\ell)} & \mathbf{C}_{2,1}^{(\ell)} & \mathbf{C}_{2,2}^{(\ell)} \end{bmatrix} \quad (23)$$

for $\ell \in \{1, 2\}$, depending if $\ell \in \mathcal{I}_\Delta$ or $\ell \in \mathcal{I}_\square$, respectively, the continuity condition $\mathbf{F}^{(1)}(0, v) = \mathbf{F}^{(2)}(0, v)$ implies that the control points of $\mathbf{F}^{(1)}$ and $\mathbf{F}^{(2)}$ corresponding to the edge are the same, i.e.,

$$\mathbf{C}_0 := \mathbf{C}_{0,0}^{(1)} = \mathbf{C}_{0,0}^{(2)}, \quad \mathbf{C}_1 := \mathbf{C}_{0,1}^{(1)} = \mathbf{C}_{0,1}^{(2)}, \quad \text{and} \quad \mathbf{C}_2 := \mathbf{C}_{0,2}^{(1)} = \mathbf{C}_{0,2}^{(2)}.$$

4.2. Smoothness conditions

The question of divisibility by β depends on the degree of β , which in turn depends on the interface \mathcal{E} , parameterized as in (22). Three different cases can happen:

Case (a): uniformly parameterized linear interface. In this case $\mathbf{C}_1 = \frac{1}{2}\mathbf{C}_0 + \frac{1}{2}\mathbf{C}_2$, and β is a constant;

Case (b): non-uniformly parameterized linear interface. In this case $\mathbf{C}_1 = (1 - \lambda)\mathbf{C}_0 + \lambda\mathbf{C}_2$ for some $\lambda \in (0, 1)$, $\lambda \neq \frac{1}{2}$, and $\beta \in \mathbb{P}_2^1$ is the square of a linear polynomial;

Case (c): parabolic interface. In this case control points \mathbf{C}_0 , \mathbf{C}_1 and \mathbf{C}_2 are not collinear, and β is an irreducible, quadratic polynomial (with a non-zero leading coefficient).

In the next subsection we consider Case (a), which is the simplest case to be analyzed, since in that case β is a constant. Cases (b) and (c) are considered in the Subsections 4.2.2 and 4.2.3, respectively. The special case of (bi-)linear elements handled in [14] is completely covered by Case (a).

4.2.1. Uniformly parameterized linear interface

When considering a uniformly parameterized linear interface, the gluing data simplifies significantly. We then have that

$$\mathbf{n}(v) = \left(D_v \mathbf{F}^{(1)}(0, v) \right)^\perp = (\mathbf{C}_2 - \mathbf{C}_0)^\perp$$

is a constant vector and consequently $\beta = \|\mathbf{n}\|^2 \in \mathbb{R}^+$. Moreover, we obtain

$$\tilde{\alpha}_\ell(v) = \left\langle D_u \mathbf{F}^{(\ell)}(0, v), \mathbf{n} \right\rangle, \quad \beta_\ell(v) = \left\langle (D_u \mathbf{F}^{(\ell)}(0, v))^\perp, \mathbf{n} \right\rangle,$$

for $\ell \in \{1, 2\}$, and it follows directly from (6) and (8) that

$$\deg(\alpha_\ell) \leq 1 + \sigma_\ell, \quad \deg(\beta_\ell) \leq 1 + \sigma_\ell, \quad \ell \in \{1, 2\}.$$

The following proposition gives sufficient and necessary conditions on the trace θ and normal derivative ω to fulfill the assumptions **A1-A2** of Theorem 1 in the case of uniformly parameterized linear interface. To shorten the notation, we denote the coefficient of a uniform polynomial p at the power j by $\text{cf}(p; j)$.

Proposition 3. *Suppose that we are in Case (a), that is, the interface \mathcal{E} is a line, parameterized uniformly, and let φ be an isogeometric function. Let us denote*

$$L = \arg\max_{\ell \in \{1, 2\}} \{\deg(\alpha_\ell) - \sigma_\ell\}, \quad a_\ell = \text{cf}(\alpha_\ell; \deg(\alpha_L) - \sigma_L + \sigma_\ell), \quad b_\ell = \text{cf}(\beta_\ell; 1 + \sigma_\ell), \quad \ell \in \{1, 2\}.$$

Note that the notation for a_ℓ , b_ℓ is used only within this proposition and its proof. We can distinguish two cases:

- (1) *Let $a_1 b_2 \neq a_2 b_1$. Then $\varphi \in \mathcal{V}_d^1(\Omega)$, if and only if its trace and normal derivative satisfy $\theta \in \mathbb{P}_{d-1}^1$ and $\omega \in \mathbb{P}_{d_\omega}^1$, respectively.*
- (2) *Let $a_1 b_2 = a_2 b_1$. Then $\varphi \in \mathcal{V}_d^1(\Omega)$, if and only if its trace and normal derivative satisfy $\theta \in \mathbb{P}_d^1$, $\omega \in \mathbb{P}_{d_\omega+1}^1$, where the leading coefficients of θ and ω are connected by $\text{cf}(\omega; d_\omega + 1) = -d \frac{b_L}{a_L} \text{cf}(\theta; d)$.*

Here d_ω is defined as in Theorem 2.

Proof. We follow the structure of Theorem 2. Since β is a constant, it is clear that $\tau^* = \tau/\beta$, $\omega^* = \omega/\beta$, $\hat{\tau} = 0$ and $\hat{\omega} = 0$. So (21) is always satisfied. Assume w.l.o.g. that $L = 1$, which implies $\deg(\alpha_1) = d - 1 + \sigma_1 - d_\omega$, $\deg(\alpha_2) \leq d - 1 + \sigma_2 - d_\omega$, and

$$a_1 = \text{cf}(\alpha_1; \deg(\alpha_1)) \neq 0, \quad a_2 = \begin{cases} \text{cf}(\alpha_2; \deg(\alpha_2)) \neq 0, & \deg(\alpha_1) - \sigma_1 = \deg(\alpha_2) - \sigma_2 \\ 0, & \text{else} \end{cases}.$$

Furthermore, the degree d_τ of τ is bounded by $d - 2 \leq d_\tau \leq d - 1$. More precisely, it equals $d - 1$ if and only if $b_1 = b_2 = 0$. Suppose first that $d_\tau = d - 2$. Thus $\tau_{low}^* \in \mathbb{P}_{d-2}^1$ and, following (18), $\omega_{low}^* \in \mathbb{P}_{d_\omega}^1$. In Theorem 2 we additionally require that

$$\begin{aligned} \deg(\tau_{high}^*) &\leq d - 1, \\ \deg(\alpha_\ell \omega_{high}^* + \beta_\ell \tau_{high}^*) &\leq d - 1 + \sigma_\ell, \end{aligned}$$

for $\tau_{high}^*(v) = v^{d-1}q_\tau(v)$ and $\omega_{high}^*(v) = v^{d_\omega+1}q_\omega(v)$. The first condition is equivalent to $q_\tau(v) = q_\tau$ being a constant. Let us now analyze the second condition for each ℓ separately

$$\text{cf}(\alpha_1 \omega_{high}^* + \beta_1 \tau_{high}^*; d + \sigma_1) = a_1 q_\omega(0) + b_1 q_\tau = 0$$

and

$$\text{cf}(\alpha_2 \omega_{high}^* + \beta_2 \tau_{high}^*; d + \sigma_2) = a_2 q_\omega(0) + b_2 q_\tau = 0.$$

If $a_1 b_2 \neq a_2 b_1$ this implies $q_\omega(0) = q_\tau = 0$, which yields $\tau_{high}^* = 0$ and, through requiring

$$\text{cf}(\alpha_1 \omega_{high}^*; d + \sigma_1 + k) = 0,$$

for all $k > 0$, also $\omega_{high}^* = 0$. Consequently, the isogeometric function is C^1 -smooth if and only if $\omega \in \mathbb{P}_{d_\omega}^1$ and $\tau \in \mathbb{P}_{d-2}^1$ (or $\theta \in \mathbb{P}_{d-1}^1$). This completes the proof for case (1) as in this case b_1 and b_2 cannot both be zero.

If $a_1 b_2 = a_2 b_1$, then $q_\omega(0) = -\frac{b_1}{a_1} q_\tau$. Again, all higher degree terms of $q_\omega(v)$ must vanish, so we are left with

$$\theta' = \tau^* = \tau_{low}^* + v^{d-1} q_\tau \quad \text{and} \quad \omega^* = \omega_{low}^* - v^{d_\omega+1} \frac{b_L}{a_L} q_\tau.$$

If $b_1 = b_2 = 0$, then $d_\tau = d - 1$ and (19) implies $\tau_{high}^* = 0$. Consequently, (20) reduces to

$$\deg(\alpha_\ell \omega_{high}^*) \leq d - 1 + \sigma_\ell$$

which implies $\omega_{high}^* = 0$. Thus, $\tau^* = \tau_{low}^* \in \mathbb{P}_{d-1}^1$ and $\omega^* = \omega_{low}^*$. Since $b_L = 0$, this case is covered by case (2). This completes the proof. \square

Note that, in case (2), if and only if $b_1 = b_2 = 0$, the trace and normal derivative are polynomials of degree d and d_ω , respectively, which are completely independent of each other. Otherwise, they are of degree d and $d_\omega + 1$, respectively, and are coupled through the extra condition on the leading coefficients.

Remark 2. Under assumptions of Proposition 3 we have at least d degrees of freedom for the construction of the trace and $d_\omega + 1$ degrees of freedom for the construction of the normal derivative. In the generic case, that is, when $d_\omega = d - 2$ (α_1 and α_2 have no common factors and at least one is of a maximal possible degree $1 + \sigma_\ell$) and $a_1 b_2 \neq a_2 b_1$ (as defined in Proposition 3), the number of degrees of freedom is $2d - 1$.

4.2.2. Non-uniformly parameterized linear interface

We now consider Case (b). So, we have $\mathbf{C}_1 = (1 - \lambda)\mathbf{C}_0 + \lambda\mathbf{C}_2$, with $\lambda \neq \frac{1}{2}$. Let

$$\rho(v) := 2\lambda + 2(1 - 2\lambda)v.$$

Then it is straightforward to compute that

$$D_v \mathbf{F}^{(\ell)}(0, v) = \rho(v) (\mathbf{C}_2 - \mathbf{C}_0), \quad \ell \in \{1, 2\}.$$

Let $\mathbf{n}_0 = (\mathbf{C}_2 - \mathbf{C}_0)^\perp$, which implies $\mathbf{n}(v) = \rho(v)\mathbf{n}_0$ and further $\beta(v) = \rho^2(v)\|\mathbf{n}_0\|^2$ and

$$\tilde{\alpha}_\ell(v) = \rho(v) \left\langle D_u \mathbf{F}^{(\ell)}(0, v), \mathbf{n}_0 \right\rangle, \quad \beta_\ell(v) = \rho(v) \left\langle (D_u \mathbf{F}^{(\ell)}(0, v))^\perp, \mathbf{n}_0 \right\rangle,$$

for $\ell \in \{1, 2\}$. Hence, we have that $\deg(\beta) = 2$, $\deg(\alpha_\ell) \leq 1 + \sigma_\ell$, $\deg(\beta_\ell) \leq 2 + \sigma_\ell$, and $d_\omega \geq d - 2$.

Lemma 4. *Suppose that we are in Case (b). Then the high degree contributions τ_{high}^* and ω_{high}^* of any C^1 -smooth isogeometric function φ must vanish. Furthermore, the low degree contributions τ_{low}^* and ω_{low}^* must satisfy $\tau_{low}^* \in \mathbb{P}_{d-3}^1$ and $\omega_{low}^* \in \mathbb{P}_{d_\omega}^1$. Note that $\mathbb{P}_k^1 = \{0\}$ for negative k .*

Proof. Let τ and ω be the tangential and normal derivative of the isogeometric function φ . According to Theorem 2 and Remark 1, the high degree contributions $\tau_{high}^*(v) = v^{d_\tau+1}q_\tau(v)$ and $\omega_{high}^*(v) = v^{d_\omega+1}q_\omega(v)$ must satisfy

$$\deg(\tau_{high}^*) \leq d - 3$$

and

$$\deg(\alpha_\ell \omega_{high}^* + \beta_\ell \tau_{high}^*) \leq d - 1 + \sigma_\ell.$$

However, the degree bounds of the gluing functions imply $d_\tau = d - 3$ and therefore $\tau_{high}^* = 0$. Consequently, ω_{high}^* must also vanish, since any non-zero ω_{high}^* would yield

$$\deg(\alpha_\ell \omega_{high}^*) \geq \deg(\alpha_\ell) + \min_{\ell' \in \{1, 2\}} \{d - 1 + \sigma_{\ell'} - \deg(\alpha_{\ell'})\} + 1,$$

which contradicts the degree bound. The given degrees for τ_{low}^* and ω_{low}^* directly follow from the degrees of the gluing functions, which completes the proof. \square

We can now analyze the C^1 -smooth space $\mathcal{V}_d^1(\Omega)$ for Case (b).

Proposition 5. *Suppose that we are in Case (b), that is, the interface \mathcal{E} is a line, parameterized non-uniformly, and let φ be an isogeometric function. Then $\varphi \in \mathcal{V}_d^1(\Omega)$, if and only if $\tau^* \in \mathbb{P}_{d-3}^1$, $\omega^* \in \mathbb{P}_{d_\omega}^1$ and*

(1) $\hat{\tau}(v) = \mu_1 \rho(v)$, $\hat{\omega}(v) = 0$, for $\mu_1 \in \mathbb{R}$, if the function β does not divide $\alpha_1 \beta_2 - \alpha_2 \beta_1$, else

(2) $\hat{\tau}(v) = \mu_1 \rho(v) + a_L \mu_2$, $\hat{\omega}(v) = -b_L \mu_2 \rho(v)$, for $\mu_1, \mu_2 \in \mathbb{R}$. Here

$$a_\ell = \text{rem}(\hat{\alpha}_\ell, \rho), \quad b_\ell = \text{quot}(\hat{\beta}_\ell, \rho), \quad \ell \in \{1, 2\},$$

and $L \in \{1, 2\}$ is chosen so that $a_L \neq 0$.

Note that the notation for a_ℓ, b_ℓ is used only within this proposition and its proof.

Proof. We follow the structure of Theorem 2. Lemma 4 gives the degrees of τ^* and ω^* . What is left to analyze is which functions $\hat{\tau}, \hat{\omega} \in \mathbb{P}_1^1$ satisfy (21), i.e.,

$$\beta \mid \alpha_\ell \hat{\omega} + \beta_\ell \hat{\tau}, \quad \ell \in \{1, 2\}.$$

By computing

$$\alpha_\ell = \alpha_\ell^* \beta + \hat{\alpha}_\ell, \quad \beta_\ell = \beta_\ell^* \beta + \hat{\beta}_\ell,$$

this reduces to

$$\beta \mid \hat{\alpha}_\ell \hat{\omega} + \hat{\beta}_\ell \hat{\tau}, \quad \ell \in \{1, 2\}. \tag{24}$$

Note that $\hat{\alpha}_1$ and $\hat{\alpha}_2$ cannot both be zero, since this would imply that β is a non-constant common factor of α_1 and α_2 . We have that $\rho \mid \hat{\beta}_\ell$, $\ell \in \{1, 2\}$, so $\hat{\beta}_\ell(v) = b_\ell \rho(v)$. Let us further denote

$$\hat{\tau}(v) = \tau_1 \rho(v) + \tau_0, \quad \hat{\omega}(v) = \omega_1 \rho(v) + \omega_0,$$

for $\tau_0, \tau_1, \omega_0, \omega_1 \in \mathbb{R}$, and let $c_\ell = \text{quot}(\hat{\alpha}_\ell, \rho)$, i.e., $\hat{\alpha}_\ell(v) = c_\ell \rho(v) + a_\ell$, $\ell \in \{1, 2\}$. Then

$$\hat{\alpha}_\ell(v) \hat{\omega}(v) + \hat{\beta}_\ell(v) \hat{\tau}(v) = (c_\ell \omega_1 + b_\ell \tau_1) \rho^2(v) + (a_\ell \omega_1 + c_\ell \omega_0 + b_\ell \tau_0) \rho(v) + a_\ell \omega_0.$$

Since $\gcd(\tilde{\alpha}_1, \tilde{\alpha}_2) = 1$, the polynomial ρ can not divide both of the two polynomials $\hat{\alpha}_\ell$ (take into account that zero is divisible by any non-zero polynomial), and so at least one of a_1, a_2 is nonzero. Therefore, ρ^2 divides $\hat{\beta}_\ell \hat{\tau} + \hat{\alpha}_\ell \hat{\omega}$ iff $\omega_0 = 0$ and

$$\begin{bmatrix} a_1 & b_1 \\ a_2 & b_2 \end{bmatrix} \begin{bmatrix} \omega_1 \\ \tau_0 \end{bmatrix} = \begin{bmatrix} 0 \\ 0 \end{bmatrix}.$$

If the matrix is invertible, this implies the first option, while the second option follows from computing the matrix kernel, which gives $\tau_0 = a_L \mu_2$, $\omega_1 = -b_L \mu_2$ for any $\mu_2 \in \mathbb{R}$, where $L \in \{1, 2\}$ is chosen so that $a_L \neq 0$. One can check easily that the condition $a_2 b_1 = a_1 b_2$ is equivalent to $\beta \mid \hat{\alpha}_1 \hat{\beta}_2 - \hat{\alpha}_2 \hat{\beta}_1$, which in turn is equivalent to $\beta \mid \alpha_1 \beta_2 - \alpha_2 \beta_1$. This completes the proof. \square

4.2.3. Parabolic interface

It remains to analyze the case where the interface is a parabola - Case (c). In this case polynomial β is an irreducible quadratic polynomial, so $\deg(\beta) = 2$. Moreover, we have $\deg(\alpha_\ell) \leq 2 + \sigma_\ell$ and $\deg(\beta_\ell) \leq 2 + \sigma_\ell$. In addition the gluing functions satisfy the following.

Lemma 6. *We have $\beta \mid \alpha_1 \beta_2 - \alpha_2 \beta_1$.*

Proof. From equality (7) it follows that β must divide $\gamma(\alpha_1 \beta_2 - \alpha_2 \beta_1)$ where $\gamma = \gcd(\tilde{\alpha}_1, \tilde{\alpha}_2)$. We now follow a proof by contradiction. Assume that β does not divide $\alpha_1 \beta_2 - \alpha_2 \beta_1$. Then, since it is an irreducible polynomial, it must divide γ , i.e., $\gamma = \gamma^* \beta$. Consequently, $\tilde{\alpha}_\ell = \gamma^* \beta \alpha_\ell$, which is equal to

$$\langle D_u \mathbf{F}^{(\ell)}(0, v), \mathbf{n}(v) \rangle = \gamma^*(v) \alpha_\ell(v) \langle \mathbf{n}(v), \mathbf{n}(v) \rangle.$$

This implies that $D_u \mathbf{F}^{(\ell)}(0, v) - \gamma^*(v) \alpha_\ell(v) \mathbf{n}(v)$ is orthogonal to $\mathbf{n}(v)$ for every $v \in [0, 1]$. Since

$$\beta_\ell(v) = \langle (D_u \mathbf{F}^{(\ell)}(0, v))^\perp, \mathbf{n}(v) \rangle = \langle (D_u \mathbf{F}^{(\ell)}(0, v))^\perp - \gamma^*(v) \alpha_\ell(v) \mathbf{n}(v)^\perp, \mathbf{n}(v) \rangle$$

we see that β also divides β_ℓ , for $\ell \in \{1, 2\}$, which contradicts our assumption. This completes the proof. \square

As in Case (b) we can directly characterize the functions τ^* and ω^* .

Lemma 7. *Suppose that we are in Case (c). Then the high degree contributions τ_{high}^* and ω_{high}^* of any C^1 -smooth isogeometric function φ must vanish. Furthermore, the low degree contributions τ_{low}^* and ω_{low}^* must satisfy $\tau_{low}^* \in \mathbb{P}_{d-3}^1$ and $\omega_{low}^* \in \mathbb{P}_{d_\omega}^1$.*

Proof. The proof is the same as for Lemma 4. \square

Similar to Case (b) we have to analyze the remainders $\hat{\tau}, \hat{\omega} \in \mathbb{P}_1^1$, which depend on the gluing functions. Due to Lemma 6 we have $\hat{\alpha}_1 \hat{\beta}_2 - \hat{\alpha}_2 \hat{\beta}_1 = c \beta$ for some constant $c \in \mathbb{R}$. We distinguish between two cases.

Lemma 8. *Consider Case (c) and suppose that $\hat{\alpha}_1 \hat{\beta}_2 - \hat{\alpha}_2 \hat{\beta}_1 = c \beta$ for some nonzero constant c . Then (21) holds true if and only if*

$$\hat{\tau}(v) = \mu_1 \hat{\alpha}_1(v) + \mu_2 \hat{\alpha}_2(v), \quad \hat{\omega}(v) = -\mu_1 \hat{\beta}_1(v) - \mu_2 \hat{\beta}_2(v), \quad (25)$$

for any two free parameters $\mu_1, \mu_2 \in \mathbb{R}$.

Proof. We follow a similar strategy as in Case (b) and obtain from (21) (and (24)) that

$$\hat{\alpha}_1(v)\hat{\omega}(v) + \hat{\beta}_1(v)\hat{\tau}(v) = \beta(v)q_1, \quad \hat{\alpha}_2(v)\hat{\omega}(v) + \hat{\beta}_2(v)\hat{\tau}(v) = \beta(v)q_2, \quad (26)$$

for any $q_1, q_2 \in \mathbb{R}$, which can be written in a matrix form as

$$M(v) \begin{bmatrix} \hat{\omega}(v) \\ \hat{\tau}(v) \end{bmatrix} = \beta(v) \begin{bmatrix} q_1 \\ q_2 \end{bmatrix}, \quad M(v) = \begin{bmatrix} \hat{\alpha}_1(v) & \hat{\beta}_1(v) \\ \hat{\alpha}_2(v) & \hat{\beta}_2(v) \end{bmatrix},$$

where the elements of the matrix $M(v)$ are linear polynomials and its determinant equals $\det M(v) = \hat{\alpha}_1(v)\hat{\beta}_2(v) - \hat{\alpha}_2(v)\hat{\beta}_1(v)$. By the assumption $\det M(v) = c\beta(v)$ for a nonzero constant c . Since β can not have real roots, the solution of (26) is unique. Using Cramer's rule, we obtain

$$\hat{\tau}(v) = \frac{1}{c\beta(v)}\beta(v)(q_2\hat{\alpha}_1(v) - q_1\hat{\alpha}_2(v)), \quad \hat{\omega}(v) = \frac{1}{c\beta(v)}\beta(v)(-q_2\hat{\beta}_1(v) + q_1\hat{\beta}_2(v)),$$

which are linear polynomials of the form (25) where $\mu_1 = \frac{q_2}{c}$, $\mu_2 = -\frac{q_1}{c}$ are the two free constants. This completes the proof. \square

Lemma 9. *Consider Case (c) and suppose that $\hat{\alpha}_2\hat{\beta}_1 = \hat{\alpha}_1\hat{\beta}_2$. Then one of $\hat{\tau}$ or $\hat{\omega}$ can be chosen completely free, while the other one is uniquely determined from (21).*

Proof. Again, we reduce (21) to

$$\beta \mid \hat{\alpha}_\ell\hat{\omega} + \hat{\beta}_\ell\hat{\tau}, \quad \ell \in \{1, 2\}. \quad (27)$$

Let us first consider the case when $\hat{\alpha}_1, \hat{\alpha}_2, \hat{\beta}_1, \hat{\beta}_2$ all have a common linear factor or all of them are constant, i.e.

$$\hat{\alpha}_\ell(v) = a_\ell\zeta(v), \quad \hat{\beta}_\ell(v) = b_\ell\zeta(v), \quad \ell \in \{1, 2\},$$

for $\zeta \in \mathbb{P}_1$, $\zeta \neq 0$, and $a_\ell, b_\ell \in \mathbb{R}$, such that $a_2b_1 = a_1b_2$. Conditions (27) are then equivalent to $\zeta(v)(b_\ell\hat{\tau}(v) + a_\ell\hat{\omega}(v)) = q_\ell\beta(v)$, for some $q_\ell \in \mathbb{R}$, $\ell \in \{1, 2\}$. Note again, that a_ℓ, b_ℓ, q_ℓ are used only in this proof. Since β is irreducible, these two equalities can hold true iff $q_1 = q_2 = 0$. Since $a_2b_1 = a_1b_2$, both conditions are equivalent, and are satisfied iff

$$\hat{\tau}(v) = a_L(\mu_1v + \mu_2), \quad \hat{\omega}(v) = -b_L(\mu_1v + \mu_2), \quad \mu_1, \mu_2 \in \mathbb{R},$$

where L is chosen so that a_L or b_L is nonzero.

Suppose now that $\hat{\alpha}_1, \hat{\alpha}_2, \hat{\beta}_1, \hat{\beta}_2$ do not have a common linear factor and not all of them are constant. Since $\hat{\alpha}_1, \hat{\alpha}_2, \hat{\beta}_1, \hat{\beta}_2$ are in \mathbb{P}_1 , the equality $\hat{\alpha}_2\hat{\beta}_1 = \hat{\alpha}_1\hat{\beta}_2$ is possible only if

$$\hat{\alpha}_\ell(v) = c\hat{\beta}_\ell(v), \quad (28)$$

or

$$\hat{\alpha}_2(v) = c\hat{\alpha}_1(v), \quad \hat{\beta}_2(v) = c\hat{\beta}_1(v), \quad (29)$$

for some $c \in \mathbb{R}$.

Under the assumption (28), conditions (27) become $\beta \mid \hat{\beta}_\ell(\hat{\tau} + c\hat{\omega})$, $\ell \in \{1, 2\}$. Since β is irreducible, this is possible iff $\hat{\tau} + c\hat{\omega} = 0$ or equivalently if

$$\hat{\tau}(v) = -c(\mu_1v + \mu_2), \quad \hat{\omega}(v) = \mu_1v + \mu_2, \quad \mu_1, \mu_2 \in \mathbb{R}.$$

If $\hat{\beta}_1 = \hat{\beta}_2 = 0$, (27) is satisfied iff $\hat{\omega} = 0$, $\hat{\tau}(v) = \mu_1v + \mu_2$ for any $\mu_1, \mu_2 \in \mathbb{R}$.

Assuming (29), both conditions (27) are the same, so it is enough to consider only one of them. Note that the same is true if $\hat{\alpha}_1 = \hat{\beta}_1 = 0$ or if $\hat{\alpha}_2 = \hat{\beta}_2 = 0$. Thus, let us fix $\ell = L$, $L \in \{1, 2\}$, so that $\hat{\alpha}_L, \hat{\beta}_L$ are

not both identically zero. Suppose that $\hat{\alpha}_L \in \mathbb{P}_1$ is not constant. Then $\{1, \hat{\alpha}_L, \hat{\alpha}_L^2\}$ is a basis of \mathbb{P}_2 . Writing $\hat{\beta}_L, \hat{\tau}, \hat{\omega}$ and β in this basis, i.e. as

$$\hat{\beta}_L(v) = b_1 \hat{\alpha}_L(v) + b_0, \quad \hat{\tau}(v) = \tau_1 \hat{\alpha}_L(v) + \tau_0, \quad \hat{\omega}(v) = \omega_1 \hat{\alpha}_L(v) + \omega_0, \quad \hat{\beta}(v) = c_2 \hat{\alpha}_L^2(v) + c_1 \hat{\alpha}_L(v) + c_0,$$

yields

$$\hat{\beta}_L(v) \hat{\tau}(v) + \hat{\alpha}_L(v) \hat{\omega}(v) = \hat{\alpha}_L^2(v) (b_1 \tau_1 + \omega_1) + \hat{\alpha}_L(v) (b_1 \tau_0 + b_0 \tau_1 + \omega_0) + b_0 \tau_0.$$

This expression is divisible by β iff it is equal to $q_L \beta$ for any $q_L \in \mathbb{R}$, which implies

$$b_0 \tau_0 = q_L c_0, \quad b_1 \tau_0 + b_0 \tau_1 + \omega_0 = q_L c_1, \quad b_1 \tau_1 + \omega_1 = q_L c_2.$$

Note that $c_0 \neq 0$ (because β is irreducible) and q_L is a free constant. Thus, the solution of these three equations can be expressed with two free parameters $\mu_1, \mu_2 \in \mathbb{R}$ as

$$\hat{\tau}(v) = \mu_1 \hat{\alpha}_L(v) + \mu_2, \quad \hat{\omega}(v) = \frac{1}{c_0} (\mu_2 b_0 c_2 - \mu_1 b_1 c_0) \hat{\alpha}_L(v) + \frac{\mu_2}{c_0} (b_0 c_1 - b_1 c_0) - \mu_1 b_0. \quad (30)$$

If $\hat{\alpha}_L$ is a constant, then $\hat{\beta}_L$ must be of degree one, and $\{1, \hat{\beta}_L, \hat{\beta}_L^2\}$ can be taken as a basis of \mathbb{P}_2 . Writing $\hat{\alpha}_L, \hat{\tau}, \hat{\omega}$ and β in this basis, i.e. as

$$\hat{\alpha}_L(v) = a_1 \hat{\beta}_L(v) + a_0, \quad \hat{\tau}(v) = \tau_1 \hat{\beta}_L(v) + \tau_0, \quad \hat{\omega}(v) = \omega_1 \hat{\beta}_L(v) + \omega_0, \quad \hat{\beta}(v) = c_2 \hat{\beta}_L^2(v) + c_1 \hat{\beta}_L(v) + c_0,$$

we compute in the same way that (27) holds true iff

$$\hat{\tau}(v) = \frac{1}{c_0} (\mu_2 a_0 c_2 - \mu_1 a_1 c_0) \hat{\beta}_L(v) + \frac{\mu_2}{c_0} (a_0 c_1 - a_1 c_0) - \mu_1 a_0, \quad \hat{\omega}(v) = \mu_1 \hat{\beta}_L(v) + \mu_2. \quad (31)$$

The proof is completed. \square

Proposition 10. *Suppose that we are in Case (c), that is, the interface \mathcal{E} is a parabola, and let φ be an isogeometric function. Then $\varphi \in \mathcal{V}_d^1(\Omega)$, if and only if $\tau^* \in \mathbb{P}_{d-3}^1$, $\omega^* \in \mathbb{P}_{d_\omega}^1$ and $\hat{\tau}$ and $\hat{\omega}$ are given as in Lemma 8 or 9.*

Proof. This statement follows directly from Theorem 2 together with Lemmas 7, 8 and 9. \square

We can now summarize all obtained results in the following section.

5. Dimension and basis for the C^1 -smooth isogeometric space over (bi-)quadratic elements

In this section we show how a basis for the C^1 -smooth isogeometric space $\mathcal{V}_d^1(\Omega)$ can be constructed in a geometrically intuitive way that could be extended to construct splines over more than two elements. Before that, we give bounds on the dimension of the space $\mathcal{V}_d^1(\Omega)$, cf. [34, Proposition 4.6], which presents a similar dimension count.

Corollary 11. *Let $\mathcal{V}_d^1(\Omega)$ be the C^1 -smooth isogeometric space over two elements. Its dimension and the upper bound for the dimension equal*

$$\dim(\mathcal{V}_d^1(\Omega)) = D_0 + 2d + \min_{\ell \in \{1,2\}} \{\sigma_\ell - \deg(\alpha_\ell)\} + \kappa \leq D_0 + 2d + 1 + \min_{\ell \in \{1,2\}} \{\sigma_\ell\},$$

where D_0 is defined as in (14), $\kappa \in \{0, 1\}$, with

- $\kappa = 0$, in case of Proposition 3 (1), or Proposition 5 (1),
- $\kappa = 1$, in case of Proposition 3 (2), Proposition 5 (2), or Proposition 10.

In Case (a) and (b) we have $0 \leq \deg(\alpha_\ell) \leq 1 + \sigma_\ell$ whereas in Case (c) we have $0 \leq \deg(\alpha_\ell) \leq 2 + \sigma_\ell$. Thus, we obtain for all cases the lower bound

$$\dim(\mathcal{V}_d^1(\Omega)) \geq D_0 + 2d - 1$$

for the dimension of the C^1 -smooth isogeometric space.

We can also derive the Bézier representation of C^1 -smooth isogeometric functions.

Corollary 12. *Let $\varphi \in \mathcal{V}_d^1(\Omega)$ be a C^1 -smooth isogeometric function. The functions $f^{(\ell)} = \varphi \circ \mathbf{F}^{(\ell)}$ are expressed in the Bernstein basis as*

$$f^{(\ell)}(u, v) = \begin{cases} \sum_{0 \leq i+j \leq d} b_{i,j}^{(\ell)} B_{i,j}^{\triangle, d}(u, v), & \text{if } \ell \in \mathcal{I}_\triangle \\ \sum_{i,j=0}^d b_{i,j}^{(\ell)} B_{i,j}^{\square, d}(u, v), & \text{if } \ell \in \mathcal{I}_\square \end{cases}.$$

We then have that $\binom{d}{2}$ Bézier coefficients $b_{i,j}^{(\ell)}$, for $i \geq 2$ and $i + j \leq d$, in case of a triangular element, and $(d-1)(d+1)$ Bézier coefficients $b_{i,j}^{(\ell)}$, for $2 \leq i \leq d$ and $0 \leq j \leq d$, in case of a quadrilateral element can be chosen completely free. This results in D_0 degrees of freedom, that have no influence on the C^1 conditions at the interface.

Let the Bézier coefficients of the polynomial functions θ and η_ℓ defined in Theorem 1 be given by

$$\theta(v) = \sum_{i=0}^d \theta_i B_i^d(v), \quad \eta_\ell(v) = \sum_{j=0}^{d-1+\sigma_\ell} \eta_{\ell,j} B_j^{d-1+\sigma_\ell}(v).$$

Then the remaining Bézier coefficients of $f^{(\ell)}$ are given by

$$b_{0,j}^{(\ell)} = \theta_j, \quad j = 0, 1, \dots, d, \quad b_{1,j}^{(\ell)} = \theta_j + \frac{1}{d} \eta_{\ell,j}, \quad j = 0, 1, \dots, d-1+\sigma_\ell.$$

Proof. Clearly, the Bézier coefficients $b_{i,j}^{(\ell)}$ that are assumed to be freely chosen have no influence on C^1 -smoothness over the common interface. The Bézier coefficients $b_{i,j}^{(\ell)}$ with the first index $i \in \{0, 1\}$ are uniquely computed from polynomial identities (15) and $D_u f^{(\ell)}(0, v) = \eta_\ell(v)$. \square

Using Propositions 3, 5 and 10 one way to derive linearly independent C^1 -smooth isogeometric functions that correspond to the interface is to define the interpolation conditions on the trace and on ω in such a way that the problem is uniquely solvable. The set of basis functions can then be determined by setting the value of one interpolation data to a nonzero value and all other values to zero, and by repeating this through all interpolation conditions. Another way to obtain a set of basis functions is to connect them to independent free parameters, i.e., a basis function associated to a free parameter is defined by assigning a nonzero value to that parameter and zero values to all other free parameters. In what follows we combine both approaches. Let $\lambda_t^{(\ell)}$ denote the linear functional defined on a set of differentiable univariate functions as $\lambda_t^{(\ell)} f := f^{(\ell)}(t)$, $\ell \in \mathbb{N}_0$. With the aim to make the basis functions applicable for deriving different spline spaces we include the following $4L + 2$ interpolation functionals into the interpolation problem

$$\lambda_0^{(\ell)} \theta, \lambda_1^{(\ell)} \theta, \quad \ell = 0, 1, \dots, L, \quad \text{and} \quad \lambda_0^{(\ell)} \omega, \lambda_1^{(\ell)} \omega, \quad \ell = 0, 1, \dots, L-1.$$

Note that their interpolation values can be uniquely determined by prescribing C^L interpolation conditions at the boundary vertices of the interface (see e.g. [14, Proof of Theorem 1]). In addition, we need to choose a proper number of parameters $t_i, t_j \in (0, 1)$ and include $\lambda_{t_i}^{(0)} \theta$ and $\lambda_{t_j}^{(0)} \omega$ to the interpolation problem. However, for the parabolic interface (see Proposition 10 and Lemmas 8-9), the free parameters μ_1 and μ_2

can for some special cases be included only in the trace θ or only in the normal derivative ω . So, for the parabolic interface, we define the basis functions that correspond to these degrees of freedom by the second approach supplemented with zero interpolation values. More precisely, if the degree $d = 2k$ is even, then the parameters of freedom corresponding only to the trace can for all cases be determined through interpolation functionals

$$\lambda_0^{(j)}\theta, \lambda_1^{(j)}\theta, \quad j = 0, 1, \dots, k-2, \quad \lambda_{1/2}^{(0)}\theta,$$

and those corresponding only to ω through

$$\lambda_0^{(j)}\omega, \lambda_1^{(j)}\omega, \quad j = 0, 1, \dots, k-3, \quad \lambda_{1/3}^{(0)}\omega, \lambda_{2/3}^{(0)}\omega. \quad (32a)$$

If $d = 2k + 1$ is odd, then we can choose the interpolation functionals for the trace as

$$\lambda_0^{(j)}\theta, \lambda_1^{(j)}\theta, \quad j = 0, 1, \dots, k-1,$$

and for ω as

$$\lambda_0^{(j)}\omega, \lambda_1^{(j)}\omega, \quad j = 0, 1, \dots, k-2, \quad \lambda_{1/2}^{(0)}\omega. \quad (32b)$$

In the next section some numerical examples of mesh elements for the cases described previously are provided. We also show, for the parabolic interface, examples of basis functions, constructed as described using (32).

6. Configurations of two mesh elements and corresponding C^1 -smooth isogeometric bases

In the following we consider several examples of pairs of elements and construct, for some of them, C^1 -smooth isogeometric basis functions over them.

6.1. Different configurations of two mesh elements

We always assume to have one triangular element $\Omega^{(1)}$ and one quadrilateral element $\Omega^{(2)}$, with control points $\mathbf{C}^{(1)}$ and $\mathbf{C}^{(2)}$, respectively, as in (23).

Example 1. *As the first example let us take*

$$\mathbf{C}^{(1)} = \begin{bmatrix} (0, 0) & (\frac{1}{4}, \frac{1}{2}) & (0, 1) \\ (x_1, y_1) & (\frac{3}{4}, 1) & \\ (\frac{6}{5}, \frac{3}{4}) & & \end{bmatrix}, \quad \mathbf{C}^{(2)} = \begin{bmatrix} (0, 0) & (\frac{1}{4}, \frac{1}{2}) & (0, 1) \\ (-\frac{2}{3}, -\frac{1}{5}) & (x_2, y_2) & (-\frac{7}{10}, \frac{6}{5}) \\ (-1, 0) & (-\frac{5}{4}, \frac{1}{2}) & (-1, 1) \end{bmatrix}, \quad (33)$$

for which $\beta(v) = (v - \frac{1}{2})^2 + 1$. For $(x_1, y_1) = (\frac{1}{2}, -\frac{1}{5})$ and $(x_2, y_2) = (-\frac{1}{2}, \frac{2}{3})$ (see Figure 1, left) we compute that

$$\begin{aligned} \tilde{\alpha}_1(v) &= \frac{1}{10}(14v^2 - 11v + 12), & \tilde{\alpha}_2(v) &= \frac{1}{15}(-10v^3 + 31v^2 - 22v - 17), \\ \beta_1(v) &= \frac{1}{10}(4v + 1), & \beta_2(v) &= \frac{1}{30}(-8v^3 - 6v^2 + 79v - 32), \end{aligned}$$

and $\gamma = \gcd(\tilde{\alpha}_1, \tilde{\alpha}_2) = 1$, $d_\omega = d - 1$. Moreover,

$$\hat{\alpha}_1(v) = \frac{1}{20}(6v - 11), \quad \hat{\alpha}_2(v) = \frac{1}{60}(46v - 173), \quad \hat{\beta}_1(v) = \frac{1}{10}(4v + 1), \quad \hat{\beta}_2(v) = \frac{1}{60}(150v - 29)$$

and $\hat{\alpha}_2(v)\hat{\beta}_1(v) - \hat{\alpha}_1(v)\hat{\beta}_2(v) = -\frac{133}{300}\beta(v)$, so the remainders $\hat{\tau}$ and $\hat{\omega}$ are given by Lemma 8. The number of degrees of freedom corresponding to the interface is thus equal to $2d - 1$.

If we change y_2 to $y_2 = \frac{1}{300}(154 - 225x_2)$, then $\hat{\alpha}_2(v) = -\frac{25}{2}x_2\hat{\alpha}_1(v)$, $\hat{\beta}_2(v) = -\frac{25}{2}x_2\hat{\beta}_1(v)$, and thus $\hat{\tau}$ and $\hat{\omega}$ are expressed by (30) or equivalently by (31). The number of degrees of freedom corresponding to the

interface remains equal to $2d - 1$. Figure 1 (right) shows the line on which we can choose the point (x_2, y_2) to get to this special case, together with the quadrilateral mesh for $(x_2, y_2) = (-\frac{2}{5}, \frac{61}{75})$.

It is easy to compute that $\tilde{\alpha}_1$ and $\tilde{\alpha}_2$ would have a common linear factor $v - \xi$ for some $\xi \in \mathbb{R}$ iff

$$y_1 = \frac{\xi(2\xi + 1)}{2(2\xi^2 - 3\xi + 1)} + \frac{2}{1 - 2\xi}x_1, \quad y_2 = \frac{30\xi^3 - 59\xi^2 + 28\xi - 17}{30\xi(2\xi^2 - 3\xi + 1)} + \frac{2}{1 - 2\xi}x_2. \quad (34)$$

Further, for

$$x_2 = \frac{2\xi^3 + 39\xi^2 + 84\xi - 17 + (4\xi^3 + 54\xi^2 - 228\xi + 170)x_1}{-150\xi(4\xi^2 - 5\xi + 1) + 600\xi(\xi - 1)^2x_1} \quad (35)$$

we get that $\hat{\alpha}_2\hat{\beta}_1 = \hat{\alpha}_1\hat{\beta}_2$. Figure 2 (left) shows meshes for

$$\xi = -2, \quad x_1 = \frac{9}{10}, \quad y_1 = \frac{14}{25}, \quad x_2 = -\frac{1}{2}, \quad y_2 = \frac{41}{100}, \quad (36)$$

together with lines given by (34). Dashed quadrilateral mesh, obtained by

$$x_1 = \frac{9}{10}, \quad y_1 = \frac{14}{25}, \quad x_2 = -\frac{19}{45}, \quad y_2 = \frac{397}{900}, \quad (37)$$

is the case where (35) holds true. For both cases, (36) and (37), we have that $\gamma(v) = v + 2$ and $d_\omega = d$, so the number of degrees of freedom corresponding to the interface is raised by one, i.e., to $2d$. For (36), we compute

$$\hat{\alpha}_1(v) = \frac{1}{50}(31 - 6v), \quad \hat{\alpha}_2(v) = \frac{1}{60}(-61 + 10v), \quad \hat{\beta}_1(v) = \frac{1}{50}(51 - 76v), \quad \hat{\beta}_2(v) = \frac{1}{30}(-53 + 75v),$$

and $\hat{\tau}$ and $\hat{\omega}$ are expressed by (25) with two free parameters μ_1 and μ_2 . For (37),

$$\hat{\alpha}_1(v) = \frac{1}{50}(31 - 6v), \quad \hat{\alpha}_2(v) = -\frac{1}{36}(31 - 6v), \quad \hat{\beta}_1(v) = \frac{1}{50}(51 - 76v), \quad \hat{\beta}_2(v) = -\frac{1}{36}(51 - 76v),$$

and $\hat{\tau}$, $\hat{\omega}$ are expressed by (30).

As a final special case we compute that for

$$x_2 = \frac{24x_1y_1 - 48x_1^2 + 54x_1 - 44y_1 - 17}{60(2x_1 - y_1)}, \quad y_2 = \frac{-48x_1y_1 + 84x_1 + 24y_1^2 - 8y_1 - 17}{60(2x_1 - y_1)}, \quad (38)$$

$\tilde{\alpha}_1$ and $\tilde{\alpha}_2$ have a common quadratic factor. Choosing $x_1 = \frac{1}{2}$, $y_1 = -\frac{1}{5}$ (see Figure 2 (right)), we compute that

$$\begin{aligned} \gamma(v) &= \tilde{\alpha}_1(v), \quad \alpha_1(v) = \hat{\alpha}_1(v) = 1, \quad \alpha_2(v) = \hat{\alpha}_2(v) = \frac{1}{90}(13v - 85), \\ \hat{\beta}_1(v) &= \frac{1}{10}(4v + 1), \quad \hat{\beta}_2(v) = -\frac{1}{36}(11v + 6), \end{aligned}$$

and $\hat{\tau}$, $\hat{\omega}$ are given by (25). Since $d_\omega = d + 1$, the trace θ and normal derivative ω are expressed by $2d + 1$ free parameters. If in addition to (38) $y_1 = \frac{1}{4}(1 - 2x_1)$ or $y_1 = -\frac{17}{12} + 2x_1$, then $\hat{\alpha}_2\hat{\beta}_1 = \hat{\alpha}_1\hat{\beta}_2$. Red lines on Figure 2 (right) demonstrate these positions of a point (x_1, y_1) - clearly, the position of a point (x_2, y_2) changes according to (38). For $x_1 = \frac{7}{10}$, $y_1 = -\frac{1}{10}$ (dashed mesh on Figure 2, right) it holds that $\gamma = \beta$. In this case

$$\alpha_1(v) = \hat{\alpha}_1(v) = \frac{6}{5}, \quad \alpha_2(v) = \hat{\alpha}_2(v) = -\frac{4}{75}(17 + v), \quad \hat{\beta}_1(v) = \hat{\beta}_2(v) = 0,$$

and so $\hat{\tau}(v) = \mu_1 + \mu_2v$, $\hat{\omega}(v) = 0$. Since $d_\omega = d + 1$, the trace and normal derivative are expressed with $2d + 1$ free parameters, where d parameters correspond only to the trace and $d + 1$ to the normal derivative.

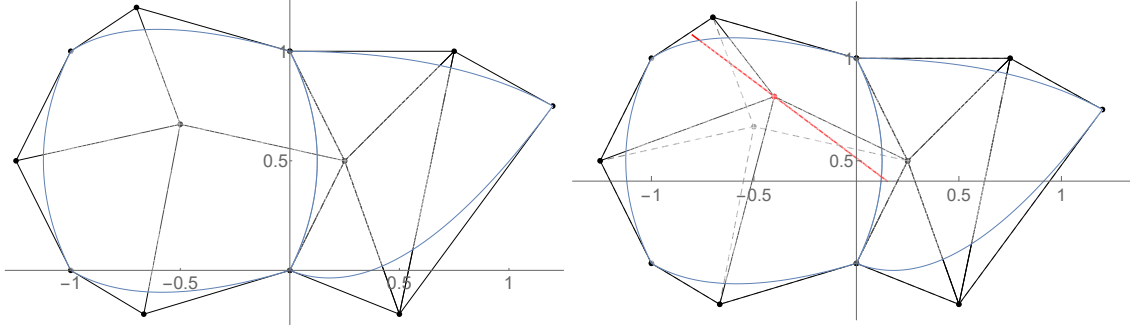


Figure 1: Examples of mixed (bi-)quadratic triangular and quadrilateral mesh elements from Example 1 with different special cases.

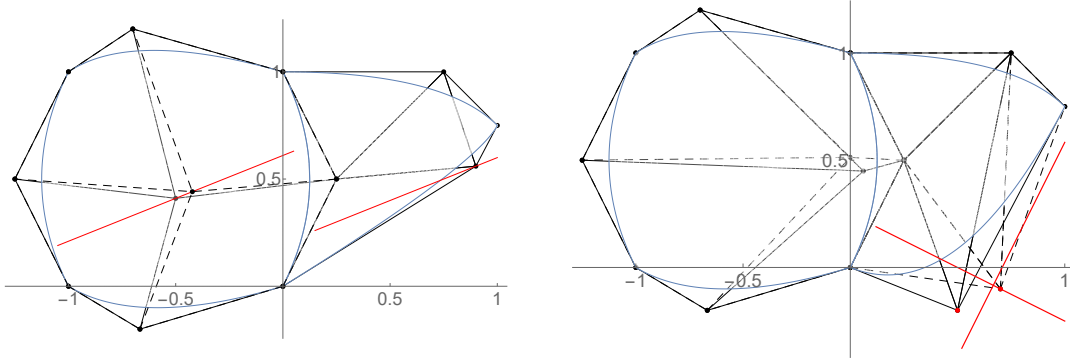


Figure 2: Examples of mixed (bi-)quadratic triangular and quadrilateral mesh elements from Example 1 with different special cases.

Example 2. As the next example, let us consider a linear interface, parameterized nonuniformly:

$$\mathbf{C}^{(1)} = \begin{bmatrix} (0,0) & (0, \frac{1}{3}) & (0,1) \\ (x_1, y_1) & (\frac{3}{4}, 1) & \\ (\frac{6}{5}, \frac{3}{4}) & & \end{bmatrix}, \quad \mathbf{C}^{(2)} = \begin{bmatrix} (0,0) & (0, \frac{1}{3}) & (0,1) \\ (-\frac{2}{3}, -\frac{1}{5}) & (x_2, y_2) & (-\frac{7}{10}, \frac{6}{5}) \\ (-1,0) & (-\frac{5}{4}, \frac{1}{2}) & (-1,1) \end{bmatrix}. \quad (39)$$

Here $\beta(v) = \frac{4}{9}(1+v)^2$ and $\rho(v) = \frac{2}{3}(1+v)$. Choosing $(x_1, y_1) = (\frac{1}{2}, -\frac{1}{5})$ and $(x_2, y_2) = (-\frac{1}{2}, \frac{2}{3})$ we compute that $\gamma(v) = \rho(v)$,

$$\begin{aligned} \alpha_1(v) &= \frac{1}{2}(2+v), & \alpha_2(v) &= \frac{1}{15}(-20+10v-11v^2), \\ \beta_1(v) &= \frac{2}{15}(-3+13v)\rho(v), & \beta_2(v) &= -\frac{2}{15}(3-16v+10v^2)\rho(v), \end{aligned}$$

and

$$\hat{\alpha}_1(v) = \frac{3}{4}\rho(v) + \frac{1}{2}, \quad \hat{\alpha}_2(v) = \frac{16}{5}\rho(v) - \frac{41}{15}, \quad \hat{\beta}_1(v) = -\frac{32}{15}\rho(v), \quad \hat{\beta}_2(v) = -\frac{58}{15}\rho(v).$$

The remainders $\hat{\tau}$ and $\hat{\omega}$ are given by case (1) in Proposition 5: $\hat{\tau}(v) = \mu_1\rho(v)$, $\hat{\omega}(v) = 0$, so there are $2d-1$ degrees of freedom corresponding to the interface (d for θ and $d-1$ for ω). The mesh is shown in Figure 3, left, together with the (red) line $y_2 = -\frac{1}{900}(3067 + 3840x_2)$ that shows the positions for a point (x_2, y_2) for which the solution is given by case (2) in Proposition 5. Dashed mesh is a mesh obtained for $x_2 = -\frac{85}{100}$. In this case the number of degrees of freedom for the interface is $2d$, because $d_\omega = d-2$ and

$$\hat{\tau}(v) = \frac{2}{3}(1+v)\mu_1 + \frac{1}{3}\mu_2, \quad \hat{\omega}(v) = \frac{64}{45}(1+v)\mu_2.$$

Furthermore, it is straightforward to compute that β divides $\tilde{\alpha}_1$ and $\tilde{\alpha}_2$ (so $d_\omega = d-1$) iff $x_1 = \frac{3}{8}$, $x_2 = -\frac{101}{120}$. These two lines are shown in Figure 3, right, together with a mesh for

$$x_1 = \frac{3}{8}, \quad x_2 = -\frac{101}{120}, \quad y_1 = -\frac{1}{5}, \quad y_2 = \frac{2}{3}. \quad (40)$$

Dashed control mesh is obtained for

$$x_1 = \frac{3}{8}, \quad x_2 = -\frac{101}{120}, \quad y_1 = \frac{1}{3}, \quad y_2 = \frac{11}{60}. \quad (41)$$

For (40), $\gamma(v) = \beta(v)$, $d_\omega = d-1$ and $\hat{\tau}(v) = \mu_1 \rho(v)$, $\hat{\omega}(v) = 0$, so there are d degrees of freedom for the trace θ and d degrees of freedom for the normal derivative ω . For (41), polynomial β divides also β_1 and β_2 , so $\hat{\beta}_1(v) = \hat{\beta}_2(v) = 0$ and the remainders are given as $\hat{\tau}(v) = \mu_1 \rho(v) + \frac{9}{8} \mu_2$, $\hat{\omega}(v) = 0$. The trace θ and normal derivative ω are expressed with $2d+1$ free parameters, where $d+1$ parameters correspond only to θ and d to ω .

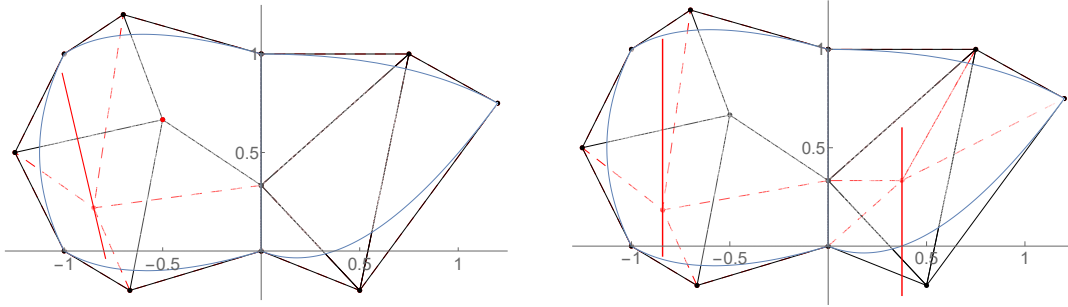


Figure 3: Examples of mixed (bi-)quadratic triangular and quadrilateral mesh elements with non-uniformly parameterized linear interface from Example 2 with different special cases.

Example 3. As the final example, we choose two mesh elements with uniformly parameterized linear interface, given by (39) with the control point $\mathbf{C}_1 = \mathbf{C}_{0,1}^{(1)} = \mathbf{C}_{0,1}^{(2)}$ replaced by $(0, \frac{1}{2})$. Then $\beta(v) = 1$, and the trace and the normal derivative are given by Proposition 3. It is straightforward to compute that case (1) occurs iff $\frac{86}{15} - 4x_1 + 4x_2 - \frac{82}{15}y_1 - 8x_2y_1 - 6y_2 + 8x_1y_2 \neq 0$. Else we are in case (2) which yields additional degree of freedom.

6.2. Construction of isogeometric basis functions over two mesh elements

Let us demonstrate in the following the construction of a basis for $\mathcal{V}_d^1(\Omega)$, as presented in Section 5, on a few examples.

Example 4. Consider first the mesh from Figure 1, left (first case of Example 1). In this case we have $2d-1$ free parameters, i.e., $d-1$ parameters for θ_0 and τ^* corresponding to the trace, $d-2$ parameters for ω^* corresponding to the normal derivative and two parameters μ_1, μ_2 for $\hat{\tau}, \hat{\omega}$. Let us choose the values $\mathbf{a} = (a_i)_{i=1}^{2d-1}$, the degree $d = 6$, and the interpolation problem defined by

$$\begin{aligned} \lambda_0^{(0)}\theta &= a_1, & \lambda_0^{(1)}\theta &= 6a_2, & \lambda_1^{(0)}\theta &= a_3, & \lambda_1^{(1)}\theta &= 6a_4, & \lambda_0^{(0)}\omega &= 5a_5, & \lambda_1^{(0)}\omega &= 5a_6, \\ \lambda_{1/2}^{(0)}\theta &= a_7, & \lambda_{1/3}^{(0)}\omega &= 5a_8, & \lambda_{2/3}^{(0)}\omega &= 5a_9, & \mu_1 &= 500a_{10}, & \mu_2 &= 100a_{11}. \end{aligned}$$

Taking $\mathbf{a} = \mathbf{e}_i$, $i = 1, 2, \dots, 2d-1$, where \mathbf{e}_i is the i -th basis vector in \mathbb{R}^{2d-1} , we obtain 11 basis functions shown in Figure 4. For $d = 7$, the basis functions follow from

$$\begin{aligned} \lambda_0^{(0)}\theta &= a_1, & \lambda_0^{(1)}\theta &= 7a_2, & \lambda_0^{(2)}\theta &= 7 \cdot 6 a_3, & \lambda_1^{(0)}\theta &= a_4, & \lambda_1^{(1)}\theta &= 7a_5, & \lambda_1^{(2)}\theta &= 7 \cdot 6 a_6, \\ \lambda_0^{(0)}\omega &= 6a_7, & \lambda_0^{(1)}\omega &= 6 \cdot 5 a_8, & \lambda_1^{(0)}\omega &= 6a_9, & \lambda_1^{(1)}\omega &= 6 \cdot 5 a_{10}, \\ \lambda_{1/2}^{(0)}\omega &= a_{11}, & \mu_1 &= -500a_{12}, & \mu_2 &= -100a_{13}, \end{aligned}$$

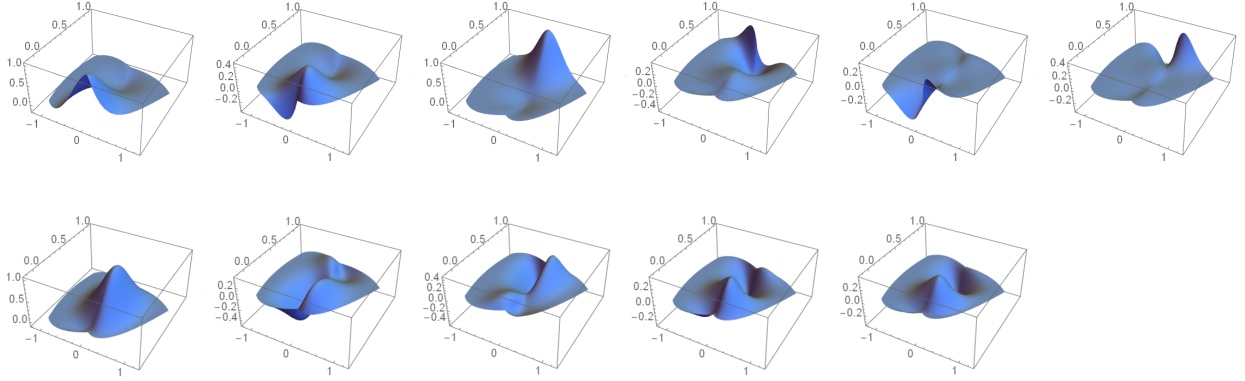


Figure 4: Basis functions from Example 4 for $d = 6$.

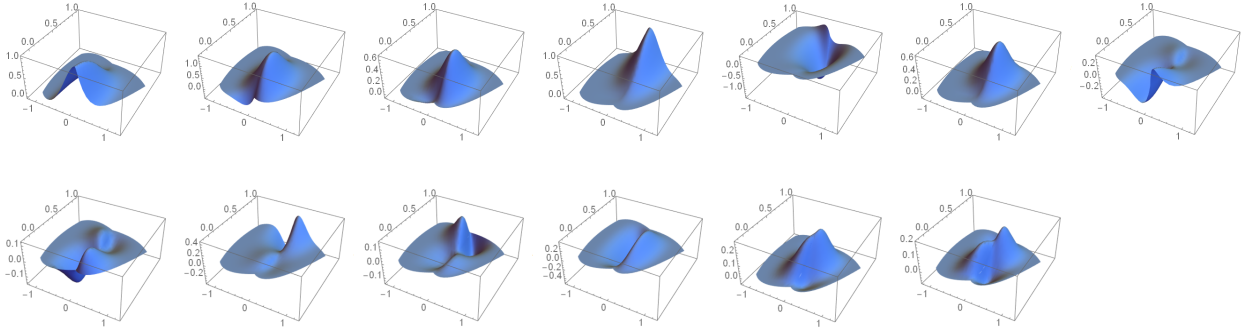


Figure 5: Basis functions from Example 4 for $d = 7$.

and are shown in Figure 5.

Example 5. Choosing a mesh defined by (33) and (36) (see Figure 2, left) we have $2d$ free parameters. In particular, we get one additional parameter for the construction of ω , so we can extend (32a) by e.g. $\lambda_{1/2}^{(0)}\omega$, and (32b) by e.g. $\lambda_{1/3}^{(0)}\omega$. In case of the mesh defined by (33), (38) and $x_1 = \frac{1}{2}$, $y_1 = -\frac{1}{5}$ (see Figure 2, right), the number of degrees of freedom for ω extends to d , so we can add two extra interpolation conditions to (32) which implies $2d + 1$ basis functions over the interface.

7. Conclusions

We investigated the C^1 -smooth isogeometric spline space of general polynomial degree $d \geq \delta$ over planar domains partitioned into two elements, where each element can be a Bézier triangle or a Bézier quadrilateral of (bi-)degree $\delta \geq 1$. To fully explore the C^1 -smooth isogeometric spline space, a theoretical framework was developed. It was used to analyze the C^1 -smoothness conditions of the functions across the interface of the two elements and to study the representation of the functions in the neighborhood of the interface, more precisely, to study traces and normal derivatives along the interface. In case of $\delta = 2$, i.e., in case of quadratic triangles and biquadratic quadrilaterals, we further provide for all possible configurations of the two mesh elements the exact dimension count as well as a basis construction of the C^1 -smooth isogeometric spline space. The obtained results were demonstrated in detail for several examples of interesting configurations of the two mesh elements.

This paper is an important preliminary step to analyze the space of C^1 -smooth isogeometric spline functions over a planar mixed (bi-)quadratic mesh composed of multiple triangles and quadrilaterals and to study the local polynomial reproduction properties of such a space. Moreover, the presented work is

the basis for the surface case by using at least quadratic triangular and biquadratic quadrilateral surface patches. Beside these two topics for future research, we also plan to use the C^1 -smooth isogeometric spline space to solve fourth order PDEs such as the biharmonic equation, the Kirchhoff–Love thin shell problem, problems of strain gradient elasticity or the Cahn–Hilliard equation over mixed (bi-)quadratic triangle and quadrilateral meshes.

Acknowledgments

This paper was developed within the Scientific and Technological Cooperation “Smooth splines over mixed triangular and quadrilateral meshes for numerical simulation” between Austria and Slovenia 2023-24, funded by the OeAD under grant nr. SI 17/2023 and by ARRS bilateral project nr. BI-AT/23-24-018.

The research of M. Kapl is partially supported by the Austrian Science Fund (FWF) through the project P 33023-N. The research of M. Knez is partially supported by the research program P1-0288 and the research projects J1-3005 and N1-0137 from ARRS, Republic of Slovenia. The research of J. Grošelj is partially supported by the research program P1-0294 from ARRS, Republic of Slovenia. The research of V. Vitrih is partially supported by the research program P1-0404 and research projects N1-0296, J1-1715, N1-0210 and J1-4414 from ARRS, Republic of Slovenia. This support is gratefully acknowledged.

References

- [1] J. H. Argyris, I. Fried, and D. W. Scharpf. The TUBA family of plate elements for the matrix displacement method. *The Aeronautical Journal*, 72(692):701–709, 1968.
- [2] K. Bell. A refined triangular plate bending finite element. *International Journal for Numerical Methods in Engineering*, 1(1):101–122, 1969.
- [3] M. Bercovier and T. Matskewich. *Smooth Bézier Surfaces over Unstructured Quadrilateral Meshes*. Lecture Notes of the Unione Matematica Italiana, Springer, 2017.
- [4] F. K. Bogner, R. L. Fox, and L. A. Schmit. The generation of interelement compatible stiffness and mass matrices by the use of interpolation formulae. In *Proc. Conf. Matrix Methods in Struct. Mech., AirForce Inst. of Tech., Wright Patterson AF Base, Ohio*, 1965.
- [5] S. C. Brenner and R. Scott. *The Mathematical Theory of Finite Element Methods*, volume 15. Springer Science & Business Media, 2007.
- [6] S. C. Brenner and L.-Y. Sung. C^0 interior penalty methods for fourth order elliptic boundary value problems on polygonal domains. *Journal of Scientific Computing*, 22(1-3):83–118, 2005.
- [7] C.L. Chan, C. Anitescu, and T. Rabczuk. Isogeometric analysis with strong multipatch C^1 -coupling. *Comput. Aided Geom. Design*, 62:294–310, 2018.
- [8] P. G. Ciarlet. *The Finite Element Method for Elliptic Problems*, volume 40. SIAM, 2002.
- [9] A. Collin, G. Sangalli, and T. Takacs. Analysis-suitable G^1 multi-patch parametrizations for C^1 isogeometric spaces. *Computer Aided Geometric Design*, 47:93 – 113, 2016.
- [10] J. A. Cottrell, T.J.R. Hughes, and Y. Bazilevs. *Isogeometric Analysis: Toward Integration of CAD and FEA*. John Wiley & Sons, Chichester, England, 2009.
- [11] P. Fischer, M. Klassen, J. Mergheim, P. Steinmann, and R. Müller. Isogeometric analysis of 2D gradient elasticity. *Comput. Mech.*, 47(3):325–334, 2011.
- [12] H. Gómez, V. M. Calo, Y. Bazilevs, and T. J.R. Hughes. Isogeometric analysis of the Cahn–Hilliard phase-field model. *Comput. Methods Appl. Mech. Engrg.*, 197(49):4333–4352, 2008.
- [13] D. Groisser and J. Peters. Matched G^k -constructions always yield C^k -continuous isogeometric elements. *Computer Aided Geometric Design*, 34:67 – 72, 2015.
- [14] J. Grošelj, M. Kapl, M. Knez, T. Takacs, and V. Vitrih. A super-smooth C^1 spline space over planar mixed triangle and quadrilateral meshes. *Computers and Mathematics with Applications*, 80(12):2623–2643, 2020.
- [15] J. Grošelj and M. Knez. Generalized C^1 Clough-Tocher splines for CAGD and FEM. *Computer Methods in Applied Mechanics and Engineering*, 395:114983, 2022.
- [16] J. Grošelj and H. Speleers. Super-smooth cubic Powell-Sabin splines on three-directional triangulations: B-spline representation and subdivision. *Journal of Computational and Applied Mathematics*, 386:113245, 2021.
- [17] T. J. R. Hughes, J. A. Cottrell, and Y. Bazilevs. Isogeometric analysis: CAD, finite elements, NURBS, exact geometry and mesh refinement. *Comput. Methods Appl. Mech. Engrg.*, 194(39-41):4135–4195, 2005.
- [18] T. J. R. Hughes, G. Sangalli, T. Takacs, and D. Toshniwal. Chapter 8 - Smooth multi-patch discretizations in Isogeometric Analysis. In *Geometric Partial Differential Equations - Part II*, volume 22 of *Handbook of Numerical Analysis*, pages 467–543. Elsevier, 2021.
- [19] N. Jaxon and X. Qian. Isogeometric analysis on triangulations. *Computer-Aided Design*, 46:45–57, 2014.
- [20] M. Kapl, F. Buchegger, M. Bercovier, and B. Jüttler. Isogeometric analysis with geometrically continuous functions on planar multi-patch geometries. *Comput. Methods Appl. Mech. Engrg.*, 316:209 – 234, 2017.

- [21] M. Kapl, G. Sangalli, and T. Takacs. Dimension and basis construction for analysis-suitable G^1 two-patch parameterizations. *Computer Aided Geometric Design*, 52–53:75 – 89, 2017.
- [22] M. Kapl, G. Sangalli, and T. Takacs. Construction of analysis-suitable G^1 planar multi-patch parameterizations. *Computer-Aided Design*, 97:41 – 55, 2018.
- [23] M. Kapl, G. Sangalli, and T. Takacs. Isogeometric analysis with C^1 functions on planar, unstructured quadrilateral meshes. *The SMAI Journal of Computational Mathematics*, S5:67–86, 2019.
- [24] M. Kapl, G. Sangalli, and T. Takacs. An isogeometric C^1 subspace on unstructured multi-patch planar domains. *Computer Aided Geometric Design*, 69:55–75, 2019.
- [25] M. Kapl, G. Sangalli, and T. Takacs. A family of C^1 quadrilateral finite elements. *Advances in Computational Mathematics*, 47:1–38, 2021.
- [26] M. Kapl, V. Vitrih, B. Jüttler, and K. Birner. Isogeometric analysis with geometrically continuous functions on two-patch geometries. *Comput. Math. Appl.*, 70(7):1518 – 1538, 2015.
- [27] K. Karčiauskas, T. Nguyen, and J. Peters. Generalizing bicubic splines for modeling and IGA with irregular layout. *Computer-Aided Design*, 70:23–35, 2016.
- [28] K. Karčiauskas and J. Peters. Refinable G^1 functions on G^1 free-form surfaces. *Comput. Aided Geom. Des.*, 54:61–73, 2017.
- [29] K. Karčiauskas and J. Peters. Refinable bi-quartics for design and analysis. *Comput.-Aided Des.*, 102:204–214, 2018.
- [30] J. Kiendl, Y. Bazilevs, M.-C. Hsu, R. Wüchner, and K.-U. Bletzinger. The bending strip method for isogeometric analysis of Kirchhoff-Love shell structures comprised of multiple patches. *Comput. Methods Appl. Mech. Engrg.*, 199(35):2403–2416, 2010.
- [31] J. Kiendl, K.-U. Bletzinger, J. Linhard, and R. Wüchner. Isogeometric shell analysis with Kirchhoff-Love elements. *Comput. Methods Appl. Mech. Engrg.*, 198(49):3902–3914, 2009.
- [32] M.-J. Lai and L. L. Schumaker. *Spline functions on triangulations*. Cambridge University Press, 2007.
- [33] T. Matskewich. *Construction of C^1 surfaces by assembly of quadrilateral patches under arbitrary mesh topology*. PhD thesis, Hebrew University of Jerusalem, 2001.
- [34] B. Mourrain, R. Vidunas, and N. Villamizar. Dimension and bases for geometrically continuous splines on surfaces of arbitrary topology. *Computer Aided Geometric Design*, 45:108 – 133, 2016.
- [35] T. Nguyen and J. Peters. Refinable C^1 spline elements for irregular quad layout. *Computer Aided Geometric Design*, 43:123 – 130, 2016.
- [36] J. Niiranen, S. Khakalo, V. Balabanov, and A. H. Niemi. Variational formulation and isogeometric analysis for fourth-order boundary value problems of gradient-elastic bar and plane strain/stress problems. *Comput. Methods Appl. Mech. Engrg.*, 308:182–211, 2016.
- [37] J. Peters. Geometric continuity. In *Handbook of computer aided geometric design*, pages 193–227. North-Holland, Amsterdam, 2002.
- [38] H. Speleers. Construction of normalized B-splines for a family of smooth spline spaces over Powell–Sabin triangulations. *Constructive Approximation*, 37(1):41–72, 2013.
- [39] H. Speleers, C. Manni, F. Pelosi, and M. L. Sampoli. Isogeometric analysis with Powell–Sabin splines for advection–diffusion–reaction problems. *Computer methods in applied mechanics and engineering*, 221:132–148, 2012.
- [40] A. Tagliabue, L. Dedè, and A. Quarteroni. Isogeometric analysis and error estimates for high order partial differential equations in fluid dynamics. *Computers & Fluids*, 102:277 – 303, 2014.
- [41] T. Takacs and D. Toshniwal. Almost- C^1 splines: Biquadratic splines on unstructured quadrilateral meshes and their application to fourth order problems. *Computer Methods in Applied Mechanics and Engineering*, 403:115640, 2023.
- [42] D. Toshniwal. Quadratic splines on quad-tri meshes: Construction and an application to simulations on watertight reconstructions of trimmed surfaces. *Computer Methods in Applied Mechanics and Engineering*, 388:114174, 2022.
- [43] D. Toshniwal, H. Speleers, and T. J. R. Hughes. Smooth cubic spline spaces on unstructured quadrilateral meshes with particular emphasis on extraordinary points: Geometric design and isogeometric analysis considerations. *Comput. Methods Appl. Mech. Engrg.*, 327:411–458, 2017.