

3M3D: MULTI-VIEW, MULTI-PATH, MULTI-REPRESENTATION FOR 3D OBJECT DETECTION

Jongwoo Park^{1,2*}, Apoorv Singh^{1*}, Varun Bankiti¹

¹Motional, ²Stony Brook University

ABSTRACT

3D visual perception tasks based on multi-camera images are essential for autonomous driving systems. Latest work in this field performs 3D object detection by leveraging multi-view images as an input and iteratively enhancing object queries (object proposals) by cross-attending multi-view features. However, individual backbone features are not updated with multi-view features and it stays as a mere collection of the output of the single-image backbone network. Therefore we propose *3M3D: A Multi-view, Multi-path, Multi-representation for 3D Object Detection* where we update both multi-view features and query features to enhance the representation of the scene in both fine panoramic view and coarse global view. Firstly, we update multi-view features by multi-view axis self-attention. It will incorporate panoramic information in the multi-view features and enhance understanding of the global scene. Secondly, we update multi-view features by self-attention of the Region of Interest (ROI) windows which encodes local finer details in the features. It will help exchange the information not only along the multi-view axis but also along the other spatial dimension. Lastly, we leverage the fact of the multi-representation of queries (MRQ) in different domains to further boost the performance. Here we use sparse floating queries along with dense Bird’s Eye View (BEV) queries, which are later post-processed to filter duplicate detections. Moreover, we show performance improvements on nuScenes benchmark dataset [1] on top of our baselines.

Index Terms— Vision Transformers, BEV Detection, Multi-view perception, Object Detection, Perception, Autonomous Driving

1. INTRODUCTION

3D object detection from visual information is a long-standing challenge for low-cost 2D sensors i.e. cameras. While object detection from point clouds collected using more-expensive sensors like LiDAR benefits from information about the 3D structure of the visible objects, the camera-based setting has an ill-posed structural information. With

cameras, we must generate 3D bounding box predictions solely from the 2D information contained in the 2D RGB images.

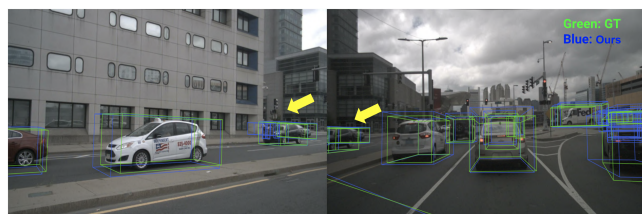


Fig. 1. A multi-camera snippet from nuScenes [1] showing *3M3D* can detect objects with the tight bounding boxes, even if the objects are partially visible in a particular camera (Highlighted with yellow camera).GT: Ground-truth data.

Most straight forward way to perform 3D object detection is by using a monocular image based detection paradigm [4][5][6][7][8], consequently performing the post-processing step outside the ML model to aggregate information from all multi-camera system. However, this paradigm suffers with limited availability of global information in the backbone as well as in the detection head.

A more unified framework has also been explored, where individual backbone features is extracted from the multi-views backbones separately, and subsequently this information is fused together in the detection head [2][3][9][10]. As we established before, camera based BEV (Bird’s Eye View) detectors relies on learned priors, and not the 3D structural information from sensors - just detector’s head-level feature aggregation limits the network to encode enough global information before making holistic-scene aware predictions.

Our work addresses these gaps with the following contributions:

- We introduced *Multi-view self attention layer* which encodes global (panoramic) information inside the backbone features under the assumption that different views at the same height should have highly correlated information about the autonomous vehicle surroundings. Thereby, creating panorama-aware features.
- We also introduced *ROI (Region of interest) self atten-*

*Equal Contribution. This work was done while Jongwoo was interning at Motional.

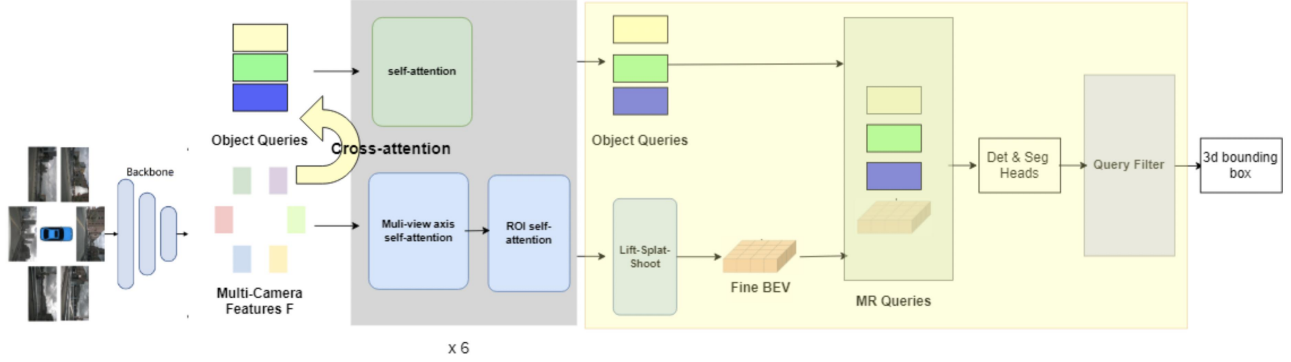


Fig. 2. Overall architecture of *3M3D: Multi-view, Multi-path, Multi-representation*. (Left-to-right) A) Multi-view camera images from nuScenes[1] data. B) Individual image is passed through 2D backbone and multi-camera features F are collected. C) F features pass through self-attention layers as defined in section 3.1 and 3.2 in gray color-coded block. This block is sequentially stacked 6 times. D) Sparse floating queries [2] and dense fixed queries [3] are generated and aggregated together as defined in section 3.3. It is represented in *MR: Multi-representation queries* in yellow color-coded block. E) Finally 3D bounding boxes are predicted after NMS decoding to filter duplicate detections.

tion layer that encodes nearby pixels information by self-attending to each other using learned key pixel locations to save computation cost.

- Lastly, we introduced *Multi-representation queries*, which aggregates two different set of queries viz., sparse floating queries[2] and dense fixed grid queries [11][3] together to leverage their individual benefits.

2. RELATED WORK

2.1. Single-view Based Methods

RCNN [12] pioneered the work for object detection using deep learning. It follows two-stage object detection paradigm, where the in first stage object proposals are predicted which are later refined in the second stage. High computation cost of this paper was later addressed in [13]. In the subsequent single-stage line of work, object detection was explored with SSD [8] using anchor-boxes heuristics. Later these heuristics were let go using object-center based object detection paradigm in [4], [6] and [7]. [5] [14] [15] [16] introduced transformer framework from language models in computer vision task. These methods are at-par or even better in some cases compared to traditional CNN based approaches for object detection task.

TimeSformer [17], even though motivated from temporal patches, introduced smart query-key pairs strategy to reduce the complexity of the problem. They align image-patches temporally and spatially to limit the attention and compute resources, yet improving on performance accuracy.

2.2. Multi-view Based Methods

DETR3D [2] extends the idea of DETR [5] approach to multi-view images and performs 3D object detection. It used top-down approach where 3D position extracted from queries is used to sample 2D features from the backbone. It used camera transformation matrices to back project 3D point on to the camera 2D feature map. Authors claim that sparse representation of the queries enables us to skip post-processing step of Non-maximum Suppression (NMS). BEVFusion[18] and BEVFormer [3] follows similar approach however defines 3D queries in a more structured format on a BEV grid. Here each cell in the grid is treated as an object proposal. It also encodes temporal information via a self-attention layer attending to temporal BEV features.

PETR [9] encodes 3D coordinate information in the 2D backbone features itself, to get 3D position-aware features. The object queries directly interact with 3D position-aware features and output 3D detection results here. This paper came with an extension [10], where it extends the 3D position embedding (3D PE) in PETR with the temporal modeling. LSS: Lift, Splat, Shoot[11] approaches this problem little differently where they first generate pseudo point-cloud from the pixels by associating discretized depth for each pixel. On top of this point-cloud any standard point-cloud based 3D detection head can be used.

3. METHOD

In this work, we introduced three novel transformer-based layers on top of the baseline DETR3D [2] work, as shown in fig. 2. Let us go through each of them in detail:

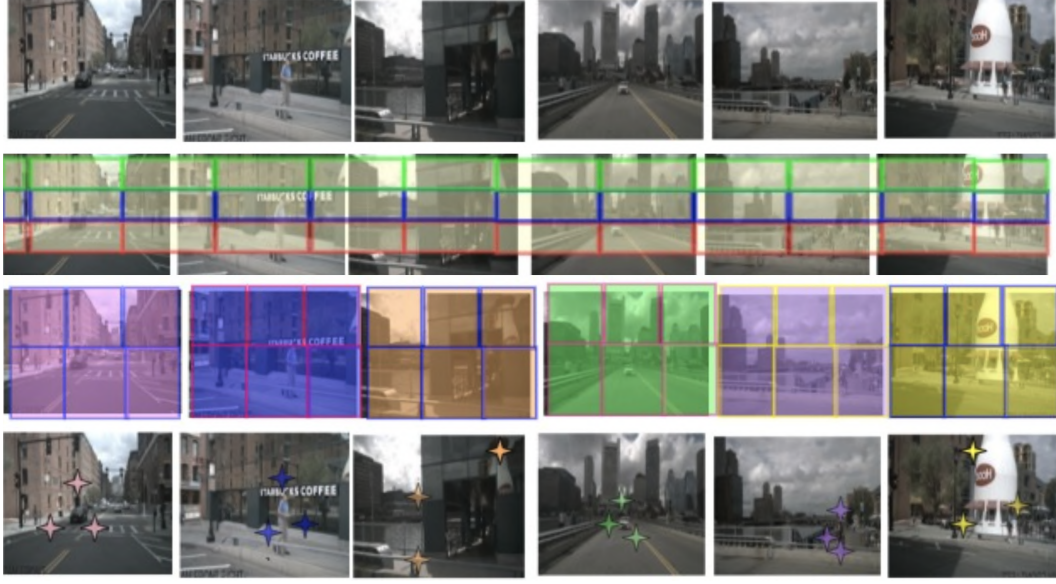


Fig. 3. Figure showing (Top-to-bottom): A) Multi-view camera from nuScenes [1] dataset. B) *Multi-View Axis Self Attention Layer* from section 3.1 with self-attention of pixels across all the views within discretized height range. C) *ROI Self-Attention Layer* from section 3.2 within local pixel region. D) Smart local region selection with sampled key points for *ROI Self-Attention Layer* in section 3.2

3.1. Multi-View Axis Self Attention Layer

Inspired from TimeSformer[17], but applying the concept on multi-views instead of time-series data, we break down pixels-patch attention region for more targeted information sharing and lowering complexity burden. This is visualized in row-2 of fig. 3, where we apply self-attention layer on color coded areas. For example green, blue and red self-attention layers only focuses on features present multi-views at a specific height range. This assumption is based on the fact that all the cameras (panorama) will have some correlation along the height dimension of their images, hence exchanging information across camera-views only in a particular height range. Further breaking down entire height patch on panoramic windows using small windows, as shown with adjacent same color-coded blocks in row-2 fig. 3 reduced complexity burden. With every iterative self-attention layers (Total 6), these color coded blocks are shifted horizontally by a bit to further encode information at greater distance.

3.2. ROI (Region of Interest) Self-Attention Layer

Now, in order to further refine backbone features with local information, we perform another self-attention layers to a spatial ROI within a camera-view. Motivation to do this was that pixel information within a spatial patch viz., ROI will encode local information very well and adds context of immediate neighboring pixels for large objects. ROI windows are shown with color-coded blocks in row-3 of fig. 3. To further reduce the complexity, an even smarter for doing this is shown

in row-4 of fig. 3 that samples only key-points within a particular local ROI window. This key-point sampling is left for future experiments though. Here we also leverage the concept of shifted windows[17] with every 6 sequential attention layers to further expand receptive field of the information exchange. Results of this along with self-attention layer from section 3.1 is shown in table 1.

3.3. Multi-representation Queries

For the final novel layer, inspired from work M3DETR[19] where they fuse LiDAR point-cloud input but in different representation viz., point, voxels and features and see boost in performance, we applied this multi-representation framework to our queries. Our first representation is sparse floating queries that we get natively from [2] baseline work. These queries are sparse queries which are representative of the entire training data. Our other representation is inspired from [3] and [11] which uses dense fixed queries on the BEV grid, these are natively the size of 128^2 . We selected top-500 fixed BEV queries based on the confidence level out of the original 128^2 BEV queries. We use these top-500 fixed queries along with 900 floating queries to conduct experiments in table 2.

4. EXPERIMENTS AND RESULTS

4.1. Experiment Settings

Following previous methods, we utilized ResNet101-DCN[20] backbone initialized from FCOS3D[7] checkpoint. By de-

Table 1. Self attention layer as defined in section 3.1 and 3.2 compared to DETR3D baseline [2]. These results are evaluated on nuScenes test set. The unit of relative improvement in the parentheses is % and the metric key is defined in section 4.2. Trained on 48 epochs.

Methods	NDS(%) \uparrow	mAP(%) \uparrow	mATE(cm) \downarrow	mASE(%) \downarrow	MAOE(rad) \downarrow	mAVE(cm/s) \downarrow	mAAE(%) \downarrow
DETR3D [2]	40.1	31.4	77.9	27.0	0.44	88.2	19.1
3M3D (Ours)	(+2.1) 41.0	(+4.3) 32.7	(+0.1) 77.8	(+0.3) 26.9	(+0.8) 0.40	(-1.6) 89.6	(-3.7) 19.8

Table 2. Average precision per class, NDS, and mAP of multi-representation of queries as defined in section 3.3 compared to DETR3D baseline [2] are presented. These results are evaluated on nuScenes test set. The unit of relative improvement in the parentheses is %, and the metric key is defined in section 4.2. Trained on 12 epochs.

Methods	NDS(%) \uparrow	mAP(%) \uparrow	car(%) \uparrow	truck(%) \uparrow	bus(%) \uparrow	trailer(%) \uparrow	conv.(%) \uparrow	pedes.(%) \uparrow	motoc.(%) \uparrow	bicycle(%) \uparrow	cone(%) \uparrow	barrier(%) \uparrow
DETR3D [2]	38.4	31.2	51.2	25.8	34.6	13.1	6.4	37.9	29.3	22.8	47.2	44.7
3M3D (Ours)	(+0.9) 38.7	(+2.7) 32.0	(+1.6) 52.0	(+3.9) 26.8	(+0.0) 34.6	(+16.8) 15.3	(+0.0) 6.4	(+0.5) 38.1	(+2.0) 29.9	(+10.5) 25.2	(+0.2) 47.3	(-0.2) 44.6

fault, we utilized the output from multi-scale features from FPN (Feature Pyramid Network)[21] with sizes of 1/16, 1/32, 1/64 of original image resolution and the dimension of $C = 256$. Each training job ran on 8 parallel Nvidia V100 GPUs, with 48 and 12 epochs in table 1 and 2 respectively. Input image resolution per camera was (576, 1024). The NMS threshold set for filtering duplicate detections is 0.2. In section 3.3, DETR3D[2] like head used 900 queries and BEVFusion[18] like head used 128² queries, out of which 500 top-k queries, based on confidence values of predictions, was also experimented in table 2.

4.2. Results

We evaluated our method on nuScenes [1] benchmark dataset, which has 6 multi-view calibrated cameras. Train, validation and test set includes 28k, 6k and 6k samples respectively with 1.4M annotated 3D bounding boxes. For evaluation metric comparison we use mean-average precision (mAP) and nuScenes Detection Score (NDS), which are calculated with center-distance matching criteria between predictions and ground-truths. In addition we also share results on True-positive (TP) metrics defined in the dataset viz., mATE: mean Average Translation Error; mASE: mean Average Scale Error; MAOE: mean Average Orientation Error; mAVE: mean Average Velocity Error; mAAE: mean Average Attribute Error. Self attention layers in section 3.1 and 3.2 have shown 4.3% improvement on mAP and 8.0% improvement on MAOE showing overall 3D object detection along with orientation improved with the better collaboration of feature pixels in self-attention layer as shown in table 1. Multi-representation queries in section 3.3 resolves class-imbalance problem as shown in table 2. It improves the average precision of rare classes such as trailer, bicycle, truck, motorcycles, and cone by 16.8%, 10.5%, 3.9%, 2.0%, and 0.2%. Overall, it improves mAP by 2.7% and NDS by 0.9%. We believe that BEV queries are assigned to the same location in every iteration so that rare objects are well-captured when they are targeted by BEV queries. It is useful for the severely class-

imbalanced dataset. For example, in the Nuscene dataset, 6 rare classes compose less than 50% of the total instances. In contrast, we confirmed that there is no significant improvement in rare classes and -0.5% performance drop in NDS when we increase only DETR floating queries from 900 to 2700. Each of the ideas i.e. self-attention layers and Multi-representation queries are experimented independently only in this work.

5. CONCLUSION

In this work, we present an architecture for enhancing backbone features with multi-view axis and ROI self-attention layers which refines them in iterative-manner with added context. Our model outperforms our baseline [2] significantly as shown in table 1 and 2. We also visualizes our self-attention windows for easier understanding of the framework in fig. 3. We also show aggregation of different query representation to further improve performance of our baseline network in section 3.3.

6. REFERENCES

- [1] Holger Caesar, Varun Bankiti, Alex H Lang, Sourabh Vora, Venice Erin Liong, Qiang Xu, Anush Krishnan, Yu Pan, Giancarlo Baldan, and Oscar Beijbom, “nuscenes: A multimodal dataset for autonomous driving,” in *Proceedings of the IEEE/CVF conference on computer vision and pattern recognition*, 2020, pp. 11621–11631.
- [2] Yue Wang, Vitor Campagnolo Guizilini, Tianyuan Zhang, Yilun Wang, Hang Zhao, and Justin Solomon, “Detr3d: 3d object detection from multi-view images via 3d-to-2d queries,” in *Conference on Robot Learning*. PMLR, 2022, pp. 180–191.
- [3] Zhiqi Li, Wenhao Wang, Hongyang Li, Enze Xie, Chonghao Sima, Tong Lu, Yu Qiao, and Jifeng Dai,

- “Bevformer: Learning bird’s-eye-view representation from multi-camera images via spatiotemporal transformers,” in *Computer Vision–ECCV 2022: 17th European Conference, Tel Aviv, Israel, October 23–27, 2022, Proceedings, Part IX*. Springer, 2022, pp. 1–18.
- [4] Kaiwen Duan, Song Bai, Lingxi Xie, Honggang Qi, Qingming Huang, and Qi Tian, “Centernet: Keypoint triplets for object detection,” in *Proceedings of the IEEE/CVF international conference on computer vision*, 2019, pp. 6569–6578.
- [5] Nicolas Carion, Francisco Massa, Gabriel Synnaeve, Nicolas Usunier, Alexander Kirillov, and Sergey Zagoruyko, “End-to-end object detection with transformers,” in *Computer Vision–ECCV 2020: 16th European Conference, Glasgow, UK, August 23–28, 2020, Proceedings, Part I 16*. Springer, 2020, pp. 213–229.
- [6] Zhi Tian, Chunhua Shen, Hao Chen, and Tong He, “Fcos: Fully convolutional one-stage object detection,” in *Proceedings of the IEEE/CVF international conference on computer vision*, 2019, pp. 9627–9636.
- [7] Tai Wang, Xinge Zhu, Jiangmiao Pang, and Dahua Lin, “Fcos3d: Fully convolutional one-stage monocular 3d object detection,” in *Proceedings of the IEEE/CVF International Conference on Computer Vision*, 2021, pp. 913–922.
- [8] Wei Liu, Dragomir Anguelov, Dumitru Erhan, Christian Szegedy, Scott Reed, Cheng-Yang Fu, and Alexander C Berg, “Ssd: Single shot multibox detector,” in *Computer Vision–ECCV 2016: 14th European Conference, Amsterdam, The Netherlands, October 11–14, 2016, Proceedings, Part I 14*. Springer, 2016, pp. 21–37.
- [9] Yingfei Liu, Tiancai Wang, Xiangyu Zhang, and Jian Sun, “Petr: Position embedding transformation for multi-view 3d object detection,” in *Computer Vision–ECCV 2022: 17th European Conference, Tel Aviv, Israel, October 23–27, 2022, Proceedings, Part XXVII*. Springer, 2022, pp. 531–548.
- [10] Yingfei Liu, Junjie Yan, Fan Jia, Shuailin Li, Qi Gao, Tiancai Wang, Xiangyu Zhang, and Jian Sun, “Petrv2: A unified framework for 3d perception from multi-camera images,” *arXiv preprint arXiv:2206.01256*, 2022.
- [11] Jonah Philion and Sanja Fidler, “Lift, splat, shoot: Encoding images from arbitrary camera rigs by implicitly unprojecting to 3d,” in *Computer Vision–ECCV 2020: 16th European Conference, Glasgow, UK, August 23–28, 2020, Proceedings, Part XIV 16*. Springer, 2020, pp. 194–210.
- [12] Ross Girshick, Jeff Donahue, Trevor Darrell, and Jitendra Malik, “Rich feature hierarchies for accurate object detection and semantic segmentation,” in *Proceedings of the IEEE conference on computer vision and pattern recognition*, 2014, pp. 580–587.
- [13] Shaoqing Ren, Kaiming He, Ross Girshick, and Jian Sun, “Faster r-cnn: Towards real-time object detection with region proposal networks,” *Advances in neural information processing systems*, vol. 28, 2015.
- [14] Alexey Dosovitskiy, Lucas Beyer, Alexander Kolesnikov, Dirk Weissenborn, Xiaohua Zhai, Thomas Unterthiner, Mostafa Dehghani, Matthias Minderer, Georg Heigold, Sylvain Gelly, et al., “An image is worth 16x16 words: Transformers for image recognition at scale,” *arXiv preprint arXiv:2010.11929*, 2020.
- [15] Apoorv Singh and Varun Bankiti, “Surround-view vision-based 3d detection for autonomous driving: A survey,” in *arxiv*, 2023.
- [16] Apoorv Singh, “Vision-radar fusion for robotics bev detections: A survey,” in *arxiv*, 2023.
- [17] Gedas Bertasius, Heng Wang, and Lorenzo Torresani, “Is space-time attention all you need for video understanding?,” in *ICML*, 2021, vol. 2, p. 4.
- [18] Zhijian Liu, Haotian Tang, Alexander Amini, Xinyu Yang, Huizi Mao, Daniela Rus, and Song Han, “Bevfusion: Multi-task multi-sensor fusion with unified bird’s-eye view representation,” *arXiv preprint arXiv:2205.13542*, 2022.
- [19] Tianrui Guan, Jun Wang, Shiyi Lan, Rohan Chandra, Zuxuan Wu, Larry Davis, and Dinesh Manocha, “M3detr: Multi-representation, multi-scale, mutual-relation 3d object detection with transformers,” in *Proceedings of the IEEE/CVF Winter Conference on Applications of Computer Vision*, 2022, pp. 772–782.
- [20] Kaiming He, Xiangyu Zhang, Shaoqing Ren, and Jian Sun, “Deep residual learning for image recognition,” in *2016 IEEE Conference on Computer Vision and Pattern Recognition (CVPR)*, 2016, pp. 770–778.
- [21] Tsung-Yi Lin, Piotr Dollár, Ross Girshick, Kaiming He, Bharath Hariharan, and Serge Belongie, “Feature pyramid networks for object detection,” in *Proceedings of the IEEE conference on computer vision and pattern recognition*, 2017, pp. 2117–2125.