

# Learning to Dexterously Pick or Separate Tangled-Prone Objects for Industrial Bin Picking

Xinyi Zhang<sup>1\*</sup>, Yukiyasu Domae<sup>2</sup>, Weiwei Wan<sup>1</sup> and Kensuke Harada<sup>1,2</sup>

*Abstract*—Industrial bin picking for tangled-prone objects requires the robot to either pick up untangled objects or perform separation manipulation when the bin contains no isolated objects. The robot must be able to flexibly perform appropriate actions based on the current observation. It is challenging due to high occlusion in the clutter, elusive entanglement phenomena, and the need for skilled manipulation planning. In this paper, we propose an autonomous, effective and general approach for picking up tangled-prone objects for industrial bin picking. First, we learn PickNet - a network that maps the visual observation to pixel-wise possibilities of picking isolated objects or separating tangled objects and infers the corresponding grasp. Then, we propose two effective separation strategies: Dropping the entangled objects into a buffer bin to reduce the degree of entanglement; Pulling to separate the entangled objects in the buffer bin planned by PullNet - a network that predicts position and direction for pulling from visual input. To efficiently collect data for training PickNet and PullNet, we embrace the self-supervised learning paradigm using an algorithmic supervisor in a physics simulator. Real-world experiments show that our policy can dexterously pick up tangled-prone objects with success rates of 90%. We further demonstrate the generalization of our policy by picking a set of unseen objects. Supplementary material, code, and videos can be found at <https://xinyiz0931.github.io/tangle>.

## I. INTRODUCTION

Bin picking is a valuable task in manufacturing to automate the assembly process. It deploys robots to pick necessary objects from disorganized bins, rather than relying on human workers to arrange the objects or using a large number of part feeders. Existing studies have tackled some challenges in bin picking tasks such as planning grasps under rich contact between the robot’s hand and the objects in dense clutter [1], [2], [3], [4], [5] and visual processing heavy occluded scenes [6], [7], [8], [9], [10]. However, objects with complex shapes still remain challenging for bin picking. These objects easily get entangled when randomly placed in a bin, making it difficult for the robot to pick up a single object at a time. It poses challenges in perception since the robot must be able to distinguish the isolated and potentially tangled objects in a cluttered environment. Manipulation is also challenging for planning effective and general separation motions due to the complexity of entanglement estimation and real-world executions.

Prior works have addressed this problem by avoiding grasping potentially entangled objects [11], [12]. However, these approaches use partial visual observation or simple




Fig. 1. Our policy learns to flexibly pick or separate tangled-prone objects for bin picking. The robot can search the untangled objects in the bin and pick them up. If all objects are entangled, the robot can drop them into another bin to separate them dynamically. It can also perform pulling actions to disentangle the objects.

geometrical features such as edges, making it challenging to be adopted in dense clutter. Other studies use pose estimation to evaluate the entanglement level for each object [13], [14]. Such a paradigm relies on the full knowledge of the objects and may suffer from cumulative perception errors due to heavy occlusion or self-occlusion of an individual complex-shaped object. Other studies utilized force and torque sensors to classify if the robot grasps multiple objects [15]. The entanglement detection naturally leads to the necessity for exploring separation strategies. Studies have proposed tilting the gripper to discard the entangled objects [16] or dragging the entangled object out of the clutter [13]. However, these object-specific strategies require prior knowledge of objects and may be insufficient for objects with different geometries. Additionally, the aforementioned learning-based approaches rely on simulated supervision [13] or verifying the entanglement by simulated execution [11]. They do not provide any general criteria for entanglement in cluttered environments.

To address these challenges, we present a novel bin-picking system that leverages self-supervised learning to flexibly and efficiently pick or separate various complex-shaped objects:

- We propose PickNet, which learns to map the visual observations of the unstructured bin to affordance maps that indicate the pixel-wise possibilities of potential actions: to **pick** isolated objects or separate entangled

\*Correspond to: [chou@hlab.sys.es.osaka-u.ac.jp](mailto:chou@hlab.sys.es.osaka-u.ac.jp)

<sup>1</sup>Graduate School of Engineering Science, Osaka University, Japan

<sup>2</sup>Industrial Cyber Physical Systems Research Center, National Institute of Advanced Industrial Science and Technology (AIST), Japan

objects. Our policy then selects the corresponding action with the highest action possibility. The network is trained with the idea that the untangled objects tend to present a complete contour in clutter, making it more interpretable than black-box classifiers or using insufficient object features.

- We propose two efficient separation motion primitives to cope with different entanglement levels. The first motion is to **drop** the tangled objects into an extra bin after grasping. Dropping can dynamically untangle the objects by utilizing the interactions with the environments instead of directly performing motions in dense clutter. It acts as an initial separation strategy to reduce the degree of entanglement and is suitable for a wide range of objects. The second motion is to **pull** the target object out of the entanglement. The robot can simultaneously pull and transport the objects when the degree of the entanglement is rather lower, increasing the action efficiency compared with dropping. We propose PullNet to infer the position and direction for pulling from visual observations.
- We train PickNet and PullNet using synthetic data collected in a self-supervised manner. An algorithmic supervisor is used to estimate the entanglement state and increase the efficiency of the collection process.

Fig. 1 shows the proposed actions in our system. The contributions of this work are five-fold. (1) We propose a bin-picking system for tangled-prone objects that enlarges the accuracy, efficiency, flexibility and generalization. (2) We learn PickNet to distinguish untangled or tangled objects in clutter and infer the appropriate actions for them. (3) We propose two novel and efficient motion primitives for separating entangled objects: dropping and pulling. (4) We learn PullNet to infer the pulling actions without object models. (5) We develop an algorithm for simulated self-supervised data collection. We demonstrate the effectiveness of our method using both simulated and real-world experiments with an average success rate of 90%. We also test our method on unseen objects and shows impressive results.

## II. RELATED WORK

### A. Industrial Bin Picking

Industrial bin picking has been developed for decades. Prior works have primarily focused on model-based approaches such as 3D or 6D pose identification [6], [7], [10] and grasp planning [2], [3], [8]. The model-free approach can directly detect grasps without object models. Domae et al. [1] proposed to plan grasps considering collisions between the gripper and the objects from a single depth image. Several studies leverage deep learning to mitigate the challenges from the complex physical phenomenon [17], [4]. To further improve the robustness of bin picking, Domae et al. [18] proposed a pipeline system for isolation, regrasping and kitting. However, there still remain challenges with objects that tend to get entangled when randomly placed in a bin. Matsumura et al. [11] proposed a learning-based

approach to grasp avoiding potentially tangled objects. Zhang et al. [12] proposed to generate a feature map to represent the entanglement information from a depth image. These approaches focus on searching and grasping untangled objects and are insufficient for cases where all the objects are entangled in the bin. To address this problem, Leao et al. [16] proposed a method to pick up soft tubes by fitting shape primitives to clutter. Moosmann et al. [13] proposed to first estimate the 6D pose of the target and then leverage reinforcement learning to plan separation motion. However, these approaches require prior knowledge of the object shape or model. On the contrary, our system does not require any prior knowledge of objects to flexibly pick isolated objects and separate entangled objects.

### B. Object Singulation

Object singulation refers to separating an individual object in cluttered environments. Specific strategies for object singulation are required for achieving different tasks. Firstly, non-prehensile manipulation, such as pushing, is utilized to increase the grasp access when the objects are tightly placed or near the bin walls. Zeng et al. [19] proposed to learn the synergies between pushing and grasping to create enough space for grasping in the clutter. Danielczuk et al. [20] proposed to learn pushing policies to singulate the target object for future grasping in bin picking. Although pushing is useful for singulating daily objects or simple-shaped objects, some industrial objects face another challenge where they tend to get entangled. Studies address this problem by utilizing specifically crafted singulation strategies through model-based [16] or model-free approaches [21], [22]. Combining the advantages of these strategies, we propose two separation actions that can be planned without object models for efficiently picking tangled-prone objects: a post-grasping action to drop the entangled objects and an action during grasping to pull the entangled target.

### C. Action Affordance Learning

Action affordance can be used for encoding the action with perception. For instance, grasp affordance can be learned by predicting a pixel-wise heatmap mapped with the observation where each pixel indicates the possibilities of the grasp success [23]. Other studies also leverage action affordance for various tasks such as perceiving the 3D spatial structure of visual input for pick-and-place task [24], predicting the keypoints associated with visual input for cable untangling [25] or inferring both position and direction for manipulating articulated objects [26]. The direction of the applied action can be encoded by rotating the input image for the inference [27], [26]. In this paper, we employ action affordance learning in industrial bin picking to infer different actions (picking, dropping, pulling) for entangled objects.

## III. PROBLEM STATEMENT

Let  $o$  denote the depth image of the clutter,  $(q, \theta)$  denote a grasp with 4 degrees of freedom, where  $q \in \mathbb{R}^3, \theta \in \mathbb{R}$  is the position and orientation of the gripper about the vertical

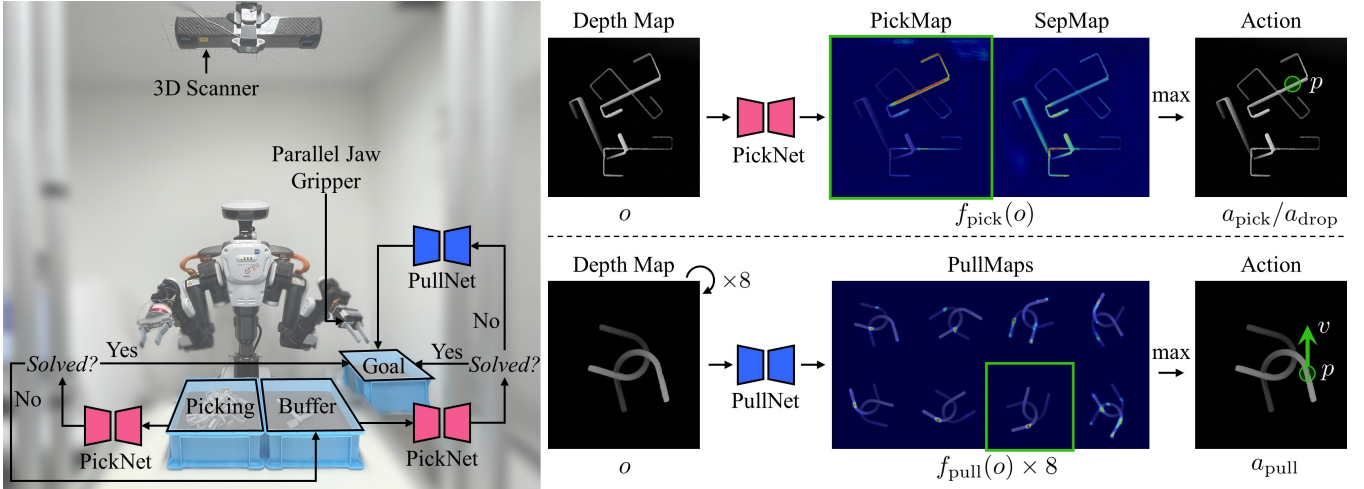


Fig. 2. Overview of our policy. The robot first uses PickNet to search untangled objects in the picking bin and transport them to the goal bin. If such objects do not exist, the robot grasps the entangled objects, drops them in a buffer bin and uses PickNet to check if the separation succeeds. The robot then transports the isolated objects to the goal bin or separates the entanglement by pulling, which is inferred by PullNet. Given a depth image as input, PickNet predicts two affordance maps representing the pixel-wise possibilities of picking and separating. We rotate the depth image by eight orientations denoting eight pulling directions and feed it to PullNet. The pulling action is determined by the affordance map that yields the highest score.

axis to the workspace. The grasp point on the depth image  $p \in \mathbb{R}^2$  is inferred by our policy and then transformed to  $q$  for execution.  $\theta$  is computed by ensuring that no collisions occur while the gripper is approaching the target [1]. We parameterize the action  $a$  with three motion behaviors:

- Picking:  $a_{\text{pick}} = (q, \theta)$ . The robot grasps the target object, lifts it in a vertically upward direction, and transports it to the goal bin.
- Dropping:  $a_{\text{drop}} = (q, \theta)$ . The robot grasps the entangled objects and drops them into the buffer bin. Dropping is a separation motion that also reduces the degrees of entanglement.
- Pulling:  $a_{\text{pull}} = (q, \theta, u)$ . The robot grasps the target object, pulls along the direction  $u \in \mathbb{R}^3$ , and transports it to the goal bin. The pulling action ends before the gripper collides with the bin walls. The robot also performs a wiggling motion while pulling to reduce the effects of friction with the bin plane. Note that our policy produces the pulling direction as  $v \in \mathbb{R}^2$  on the image and then transformed to  $u$  in the real world. Pulling is a separation motion only performed in the buffer bin.

The goal is to learn a policy  $\pi_{\Phi}$  that maps the input depth image  $o$  to the action  $a \in \{a_{\text{pick}}, a_{\text{drop}}, a_{\text{pull}}\}$  where the trained networks PickNet and PullNet are parameterized as  $\Phi$ :  $a \leftarrow \pi_{\Phi}(o)$ .

#### IV. METHOD

To efficiently pick up tangled-prone objects, the robot prioritizes grasping isolated objects in the clutter. If the bin contains no such objects, the robot should reduce the degree of entanglement and disentangle the objects. The overview of our system is shown in Fig. 2. We first use a neural network PickNet to detect the untangled objects in the picking bin. If such objects exist, the robot grasps them and transports them

to the goal bin. Otherwise, the robot drops the entangled objects in a buffer bin to separate them. The robot then examines the buffer bin using PickNet. If the objects are not successfully untangled, we use a neural network PullNet to perform a pulling action and transport the untangled objects to the goal bin. This process proceeds in iterations.

##### A. PickNet: Learning to Pick or Separate

We learn PickNet  $f_{\text{pick}}$  to (1) classify if the bin contains untangled objects for picking or if the robot should perform separation motions (dropping for the picking bin and pulling for the buffer bin) and (2) predict the pixel-wise grasp affordance for picking and dropping actions. Given a depth image  $o \in \mathbb{R}^{512 \times 512 \times 3}$  with triplicated depth values across three channels, the output is two heatmaps  $f_{\text{pick}}(o) \in \mathbb{R}^{512 \times 512 \times 2}$ : PickMap and SepMap. PickMap predicts the pixel-wise possibilities of picking untangled objects while SepMap calculates the possibilities of containing entangled objects. To infer the actions in the picking bin, we select the heatmap with the highest values between PickMap and SepMap to perform either picking or dropping action. In this case, the grasp position  $p$  is selected at the highest pixel on the corresponding heatmap. For the buffer bin, if the maximum pixel on the PickMap is higher than that on the SepMap, the robot picks the objects to the goal bin. Otherwise, the robot performs the pulling motion, as inferred by our proposed PullNet. We use a pre-trained ResNet50 with U-Net skip connections for PickNet. We use an MSE loss during training.

##### B. PullNet: Learning to Pull for Separation

We learn PullNet  $f_{\text{pull}}$  to infer the pulling action including position  $p$  and direction  $v$ . PullNet takes a depth image  $o \in \mathbb{R}^{512 \times 512 \times 3}$  as input and generates a heatmap called PullMap  $f_{\text{pull}}(o) \in \mathbb{R}^{512 \times 512}$  as output. Each pixel location




Fig. 3. Process of distinguish untangled/tangled objects in our algorithm. Given the full state of all objects as input, our algorithm skeletonizes the objects and obtains a graph collection by projecting along the vertical angle to the bin plane. For each object, we annotate the under-crossings it formed with others as  $-1$  and otherwise as  $+1$ . The untangled objects (pink) are determined when the annotations of the crossings are  $+1$  or without any crossings. The tangled objects (blue) have both  $+1$  and  $-1$  annotations.

in the PullMap represents the success possibility of pulling to the right on the image. We encode the pulling directions by rotating the input depth image for  $\pi i/4$ , ( $i = 1, \dots, 7$ ) [rad]. PullNet can reason about pulling to the right for each rotated image. Then, the pulling direction  $v$  and position  $p$  are selected at the highest pixel value among eight PullMaps. We use a pre-trained ResNet18 as the encoder followed by a bi-linear upsampling layer in PullNet. We use a binary cross-entropy loss for training. The pulling position is encoded as a 2D Gaussian.

### C. Self-Supervised Data Generation

We develop a simulator using NVIDIA’s PhysX physics library to collect synthetic data for both PickNet and PullNet. We randomly drop 3D object models in a bin and uses a simulated parallel gripper to execute consecutive pickings repeatedly. Instead of randomly exploring actions in the simulator, we propose an algorithmic supervisor containing a set of representations for entangled objects, making it easier to control the collection process and adjust the dataset. Taking full state of objects in the bin as input, our algorithm can (1) classify if the objects are tangled or not, (2) plan effective pulling actions for disentangling objects and (3) determine the order for picking demonstrations.

1) *Algorithmic Supervisor*: To distinguish if the object is entangled, we leverage the method for skeletonization and crossing annotation in [28] using the object model and poses. As Fig. 3 shows, we first skeletonize each object into an undirected graph consisting of nodes and edges. We project all objects onto the bin plane to obtain a collection of undirected graphs. We then calculate the crossings where the objects intersect with others and add them as nodes to the corresponding graph. We annotate the crossings that each object forms with others with  $+1$  or  $-1$ . If the edge intersects above the edge of other objects,  $+1$  is annotated for the corresponding object. Otherwise,  $-1$  is annotated. From the graph collection using vertical projection, untangled objects have only  $+1$  or no annotation while tangled objects have annotations of both  $+1$  and  $-1$ .

Our algorithm selects untangled objects to grasp first. If the bin only contains tangled objects, our algorithm then plans the pulling motion. We project objects from multiple angles to find feasible pulling directions (see Fig. 4). If the

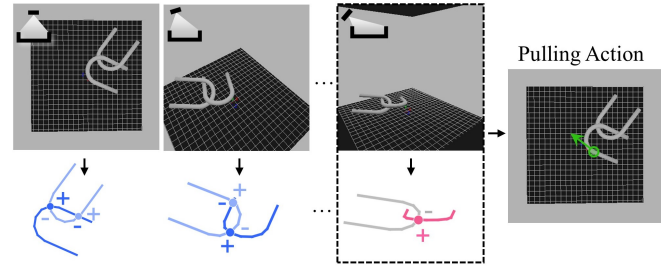


Fig. 4. Process of calculating feasible directions and corresponding objects for pulling in our algorithm. By projecting and labeling the crossing from multiple angles, the feasible pulling direction is determined as the vector along the projection angle where the corresponding graph collection contains untangled (pink) object.

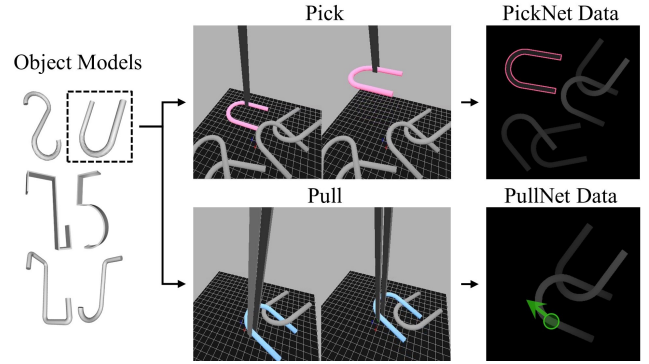


Fig. 5. Demonstrations in simulation and data examples.

graph collection of a projection angle contains untangled objects, it is possible to separate the entanglement by pulling this object along the corresponding projection angle. Thus, the feasible pulling direction  $v$  is equivalent to the projection angle when the collection of projected graphs contains untangled objects. From a set of feasible pulling directions and pulling objects, our algorithm selects the object with the least number of  $-1$  annotations in the graph collection using vertical projection. The entanglement level of this object is expected to be lower than others. The grasp  $p, \theta$  for pulling is selected by considering the non-collision grasps as in [1].

2) *Training Datasets*: We use six models of tangled-prone objects including four planar objects and two non-planar objects. The gripper continuously picks up objects until the picking bin is empty or after five consecutive grasp failures. Otherwise, the bin is reloaded again for a new picking round. We record the depth image, target mask and executed actions of the successful trials during more than 50k trials. We also carry out data augmentation methods. The process is shown in Fig. 5. PickNet dataset contains 85,921 samples where the number for picking and separating is equal. Each sample includes a depth image and two masks PickMap and SepMap where PickMap denotes the mask of untangled objects and SepMap denotes the tangled object. The target object is masked at the corresponding heatmap while another heatmap is set to all zeros. For the PullNet dataset, To plan the pulling motion, we uniformly sample 48 projection angles in  $SO(3)$  space and define that the sampled angles about

the vertical axis should be in the range from  $\pi/4$ [rad] to  $\pi/2$ [rad] to reduce the search cost. Additionally, we select the samples with two or three objects in the scenes as PullNet Dataset since PullNet is only used for the buffer bin where the number of objects is limited. PullNet dataset has 5,552 samples and each sample contains a depth image and a Gaussian 2D encoding of the pulling point the same size as the depth image. The depth image is rotated so that the pulling direction points to the right in the image.

## V. EXPERIMENTS AND RESULTS

### A. Experimental Setup

We use a NEXTAGE robot from Kawada Industries Inc. It operates over a workspace captured as a top-down depth image by a Photoneo PhoXi 3D scanner M. A parallel jaw gripper is attached at the tip of the left arm. In physical experiments, we use a PC with an Intel Core i7-CPU and 16GB memory with an Nvidia GeForce 1080 GPU. We use three seen objects and three unseen objects including a non-planar object for testing. When physically implementing the pulling action, we add a wiggling motion during pulling by rotating the wrist joint eight times by  $0.1$ [rad] with a velocity of  $0.35$ [rad/s]. The robot stops pulling before the gripper collides with the bin. When transforming the detected 2D pulling vector  $v$  to the execution 3D vector  $u$ , the robot slightly raises its arm during pulling.

We compare the performance using two baselines and two versions of our policy. **FGE** is a model-free grasp detection algorithm using a depth image [1]. **EMap** takes a depth image as input and produces a map evaluating where contains entangled objects using edge information [12]. **PNOnly** uses PickNet to detect graspable objects in the objects bin and dropping bin. The tangled objects are transported to the dropping bin for separation. If the dropping action is performed three times continuously without solving the entanglement, the robot picks up the objects to the goal bin. **PNSN** denotes our complete workflow with both PickNet and PullNet.

We define four metrics to evaluate the performance of bin picking. Firstly, let success attempts denote the successful attempts of transporting one object to the goal bin and goal attempts denote the total attempts of transporting objects to the goal bin. **Success rate** ( $\frac{\# \text{Success attempts}}{\# \text{Goal attempts}}$ ) evaluates the ability to handle both tangled-prone objects. **Completion** ( $\frac{\# \text{Success attempts}}{\# \text{Objects in picking bin}}$ ) evaluates the ability to accomplish the task of emptying the bin by picking up objects one by one. **Action efficiency** ( $\frac{\# \text{Success attempts}}{\# \text{Total attempts}}$ ) evaluates the efficiency of utilizing different actions. **Mean Picks Per Hour (MPPH)** evaluates the computation and execution speed of the system.

### B. Simulated Experiments

In the simulation, we conduct a bin-picking task to evaluate our policy PNOnly with two baselines: FGE and EMap, which do not include any separation strategies. The bin contains 30 objects and is replenished with the same objects after each attempt. Our simulator locates the target object by the predicted grasp point and automatically lifts it

TABLE I  
RESULTS OF SIMULATED EXPERIMENTS

	Seen				Unseen			
	U	S	J	Avg.	U	S	J	Avg.
	Success Rate (%)							
FGE	60.0	50.0	44.0	51.3	30.0	60.0	46.0	48.7
EMap	58.0	52.0	54.0	54.7	26.0	52.0	42.0	40.0
PNOnly	92.0	86.0	82.0	<b>86.7</b>	60.0	88.0	57.0	<b>68.3</b>

without grippers, thus excluding irregular simulated physics phenomena. We run 50 picking attempts for each object and 300 for each method. We evaluate the performance using the success rate only. Note that the success rate in the simulated experiments is equivalent to action efficiency in all methods.







Table I shows the results of the simulated experiments. PNOnly outperforms both baseline methods in success rates. FGE struggles with success rates as it can not discriminate whether the target is entangled. EMap also becomes inefficient in dense clutter. Our policy significantly improves the success rates since the learned affordance map can seek untangled objects for such heavy occlusion. We also observe that unseen objects have success rates lower than objects in the training data for PNOnly. However, based on the performance in the model-free algorithm FGE, the unseen objects are more challenging than the seen objects. Especially the s-shaped non-planar object (last column in Table I) has a significantly lower success rate than others. Even if PickNet can detect that the bin contains no isolated objects, not performing separation motions leads to lower success rates. It demonstrates the necessity of separation strategies to handle unsolvable cases when using only PickNet.

### C. Real-World Experiments

We evaluate the performance of our policy in the real world by executing the task of emptying a bin filled with 20 objects. We run three tests for each object using each method.

1) *Comparison with Baselines*: The results of bin picking in the real world are shown in Table II. PNOnly and PNSN outperform baselines FGE and EMap in all metrics. Our policies can perform the task with a success rate of around 90%, almost as high as the success rates of picking simple-shaped objects. Compared with FGE, our policies can detect potentially entangled objects. The affordance map learned by PickNet can also indicate the state of the entanglement more explicitly than EMap. The proposed separation strategies are useful to improve the performance when picking such entangled objects. The completion results suggest that our policy outperforms the baselines and doubles their success rates in emptying the bin. Action efficiency suggests our policy PNSN performs the best among all methods including PNOnly. PNOnly requires extra actions to separate the entangled objects from the buffer bin while PNSN can disentangle







TABLE II  
RESULTS OF REAL-WORLD EXPERIMENTS

	Seen				Unseen			
				Avg.				Avg.
	Success Rate (%)							
FGE	67.5	60.0	67.6	65.0	67.4	68.4	42.3	59.0
EMap	71.4	61.5	73.0	70.6	74.9	68.9	42.3	62.0
PNOnly	95.2	85.3	86.9	89.2	89.2	89.2	83.3	87.2
PNSN	95.1	85.2	91.7	<b>90.7</b>	88.2	93.3	84.5	<b>88.7</b>
	Completion (%)							
FGE	54.0	30.0	38.3	40.8	48.3	45.0	41.7	44.4
EMap	50.0	45.0	45.0	47.0	58.3	50.0	41.7	50.0
PNOnly	96.7	78.3	88.3	87.8	86.7	93.3	76.7	<b>85.6</b>
PNSN	96.7	78.3	93.3	<b>89.4</b>	86.7	93.3	73.3	84.4
	Action Efficiency (%)							
FGE	67.5	60.0	67.6	65.0	67.4	68.4	42.3	59.0
EMap	71.4	67.5	73.0	70.6	74.9	68.9	42.3	62.0
PNOnly	73.4	64.2	73.6	70.4	70.1	63.8	61.8	65.2
PNSN	84.0	72.2	75.8	<b>77.3</b>	73.2	72.0	68.2	<b>71.1</b>
	Mean Picks Per Hour (MPPH)							
FGE								171
EMap								150
PNOnly								203
PNSN								<b>220</b>

and transport by only one action using PullNet. Finally, we compare the speed of each system using the metric MPPH. Our policy can achieve more than 200 mean picks per hour. Specifically, PNSN with both networks achieves the highest MPPH than PNOnly since PNOnly requires more actions to complete the task.

2) *Does Dropping Help?* We investigate the efficiency of dropping as a separation strategy. As Table II shows, PNOnly uses dropping action as the only separation strategy and achieves a similar success rate and task completion as PNSN, which uses two separate actions for both seen and unseen objects. Dropping actions can (1) effectively disentangle the grasped objects and (2) reduce the degree of entanglement from a heavily cluttered environment to a light entangled environment for skillful disentangling manipulation. Both PNOnly and PNSN benefit from this action. However, the action efficiency of PNOnly is significantly lower than PNSN. The dropping action is an intermediate action that does not contribute to the final object placing stage, requiring the robot to grasp again for placing in the goal bin. Unlike dropping, pulling can separate and place the objects simultaneously. Table III shows the number of dropping and pulling actions in real-world experiments. PNOnly costs more dropping actions than PNSN. If the objects are still entangled after the first time of dropping in the buffer bin, PNOnly repeatedly performs dropping until the objects are untangled. We also observe that dropping cannot solve some difficult entanglement cases, unlike the well-planned skillful motion such as pulling. For these reasons, the robot

TABLE III  
DISTRIBUTION OF ACTIONS IN REAL-WORLD EXPERIMENTS

	Seen			Unseen		
						
	Dropping Rate (%)					
PNOnly	19.0	25.7	24.7	21.6	26.1	28.4
PNSN	10.1	12.3	16.2	15.5	17.9	15.4
	Pulling Rate (%)					
PNSN	1.45	4.62	2.70	1.41	2.56	7.69
	Successful Pulling Rate (%)					
PNSN	1.45	3.08	2.70	1.41	2.56	6.15

has to transport multiple objects to the goal bin, which leads to lower action efficiency.

3) *Does Pulling Help?* We can observe that PNSN, equipped with the two proposed separation strategies dropping and pulling, achieves the best performance especially in action efficiency and MPPH. Unlike dropping actions, pulling requires motion planning from visual observation, which is more interpretable for skillful tasks such as disentangling objects. We observe that dropping is still insufficient for some entanglement patterns while the success rates are relatively higher using pulling as Table III shows. Pulling contributes to the efficiency of completing the task. Moreover, PNSN follows a hierarchical strategy that first drops the objects to create a relatively simple entanglement state and then plans pull actions to further disentangle them. Thanks to the dropping actions predicted by PickNet to decrease the degrees of entanglement from the picking bin to the buffer bin, pulling can effectively disentangle the target and transport it to the goal bin using only one attempt. Pulling and dropping in our policy PNSN can be orchestrated together to achieve the best performance for picking tangled-prone objects.

4) *Generalization to Unseen Objects:* Finally, we evaluate the performance of our policies using unseen objects. Table II demonstrates that our policies can be generalized to novel objects. Both PNOnly and PNSN can recognize untangled objects even if the geometries are not unknown or the self-occlusion for an individual non-planar object (the last column in Table II). Thanks to efficiently collecting a large-scale of synthetic data for training, our networks are capable of handling unknown object geometries and various entanglement scenarios. However, the success rate and completion of unseen objects are slightly lower than seen objects in both PNOnly and PNSN. We can assume by the performance of the model-free method FGE that the unseen objects are more challenging. The action efficiency of unseen objects is significantly lower compared with seen objects. Due to unknown geometries and heavy occlusion, especially for the non-planar object, PickNet might misunderstand some isolated objects to the entangled objects and performs

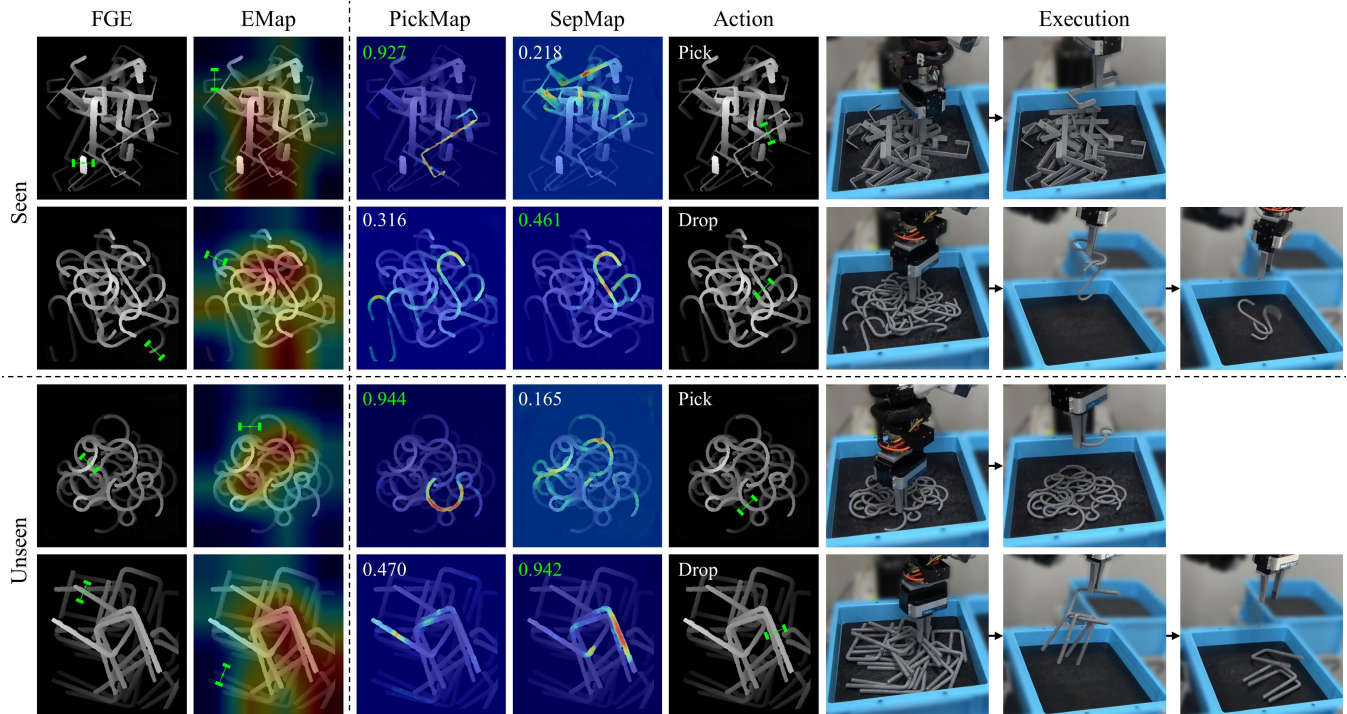


Fig. 6. Qualitative results using PickNet and the corresponding physical executions. Using the same depth map as input, we also present the detected grasps using FGE, the grasps and the entanglement map using EMap (red regions show high possibilities of containing entangled objects). PickNet outputs PickMap and SepMap as the affordances of picking or dropping.

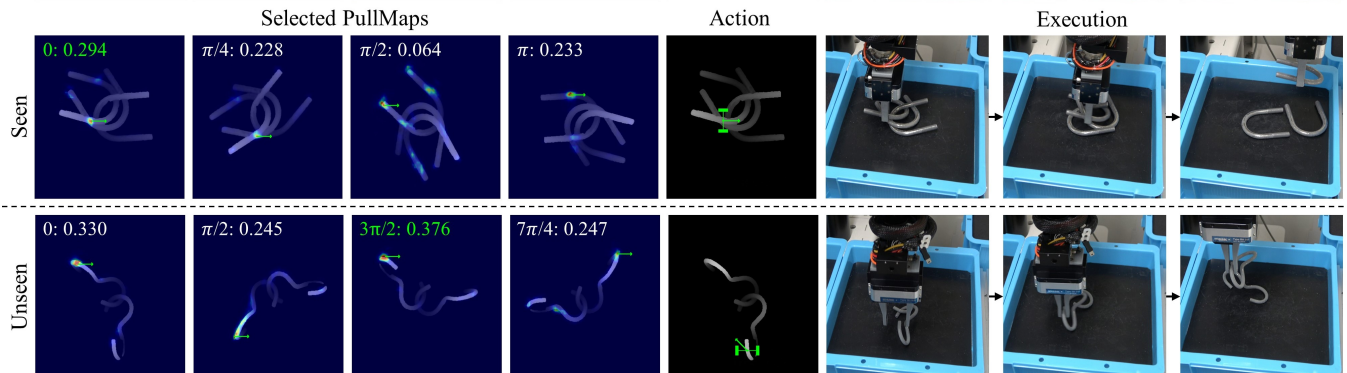


Fig. 7. Qualitative results of PullNet and the corresponding physical executions. PullNet predicts the position and direction for pulling. We rotate the input depth image in eight directions and present four selected PullMaps with their maximum pixel value. The action is selected by the highest scores among all PullMaps. The green arrows denote the pulling directions.

redundant separation actions. Additionally, we present the visualized results using PickNet and PullNet in Fig. 6 in Fig. 7. We also present the detected grasp using baseline FGE and the detected grasps and entanglement maps from the baseline EMap using the same observation as our policy. It demonstrates that our policy can accurately extract the geometrical information for untangled objects and infer the potentially tangled regions than baselines.

#### D. Failure Modes and Limitations

We observe some failure modes during physical experiments and investigate the limitations of our method. We divide them into three categories as follows.

1) *Grasp Failure*: The average grasp failure of our policy (PNOnly and PNSN) is 4.8%. Grasp fails when there is no collision-free orientation around the predicted grasp point, making the gripper collide with the objects or the environment. We also observe some common failure modes of bin picking, such as objects against walls, providing no space for grasping.

2) *Challenging entanglement patterns*: The proposed PickNet and PullNet have limitations. First, when the target object forms an endless chain with others, the robot cannot entirely lift the whole chain to drop in the buffer bin. It is also difficult to visually predict how many objects will be grasped based on a top-down depth map. On the other hand,

the proposed separation strategies (dropping and pulling) cannot handle several entanglement cases where the objects are tightly wedged together, requiring multi-step actions to solve.

3) *Unsuitable object shapes*: Some object shapes are unsuitable for our policy, such as a tree-like shape since our dataset only includes linear shapes. In the future, we will extend our policy to add objects with various shapes to the training data. It will be interesting to collect data only using a minimal amount of objects based on the entanglement representation of their geometries to efficiently increase the generalization of our policy.

## VI. CONCLUSION

We propose a bin-picking system for efficiently picking tangled-prone objects. We learn a hierarchy bin picking policy from self-supervised simulated data that engages the robot to perform picking or separation actions dexterously based on the observation. Experimental results show the effectiveness of the proposed separation strategies. Our policy outperforms baseline methods in completing the challenging task of emptying the bin with tangled-prone objects with higher success rates and efficiency. We further demonstrate the generalization of our policy using novel objects. In the future, We will expand our policies by leveraging various sensing or more skillful motion primitives for more complex-shaped or deformable objects.

## REFERENCES

- [1] Y. Domae, H. Okuda, Y. Taguchi, K. Sumi, and T. Hirai, "Fast graspability evaluation on single depth maps for bin picking with general grippers," in *2014 IEEE International Conference on Robotics and Automation (ICRA)*, pp. 1997–2004, IEEE, 2014.
- [2] D. C. Dupuis, S. Léonard, M. A. Baumann, E. A. Croft, and J. J. Little, "Two-fingered grasp planning for randomized bin-picking," in *Proc. of the Robotics: Science and Systems 2008 Manipulation Workshop-Intelligence in Human Environments*, 2008.
- [3] D. Buchholz, D. Kubus, I. Weidauer, A. Scholz, and F. M. Wahl, "Combining visual and inertial features for efficient grasping and bin-picking," in *2014 IEEE international conference on robotics and automation (ICRA)*, pp. 875–882, IEEE, 2014.
- [4] R. Matsumura, K. Harada, Y. Domae, and W. Wan, "Learning based industrial bin-picking trained with approximate physics simulator," in *International Conference on Intelligent Autonomous Systems*, pp. 786–798, Springer, 2018.
- [5] H. Tachikake and W. Watanabe, "A learning-based robotic bin-picking with flexibly customizable grasping conditions," in *2020 IEEE/RSJ International Conference on Intelligent Robots and Systems (IROS)*, pp. 9040–9047, IEEE, 2020.
- [6] M.-Y. Liu, O. Tuzel, A. Veeraraghavan, Y. Taguchi, T. K. Marks, and R. Chellappa, "Fast object localization and pose estimation in heavy clutter for robotic bin picking," *The International Journal of Robotics Research*, vol. 31, no. 8, pp. 951–973, 2012.
- [7] C. Choi, Y. Taguchi, O. Tuzel, M.-Y. Liu, and S. Ramalingam, "Voting-based pose estimation for robotic assembly using a 3d sensor," in *2012 IEEE International Conference on Robotics and Automation*, pp. 1724–1731, IEEE, 2012.
- [8] K. Harada, K. Nagata, T. Tsuji, N. Yamanobe, A. Nakamura, and Y. Kawai, "Probabilistic approach for object bin picking approximated by cylinders," in *2013 IEEE International Conference on Robotics and Automation*, pp. 3742–3747, IEEE, 2013.
- [9] K. Harada, W. Wan, T. Tsuji, K. Kikuchi, K. Nagata, and H. Onda, "Experiments on learning based industrial bin-picking with iterative visual recognition," *arXiv preprint arXiv:1805.08449*, 2018.
- [10] J. Yang, D. Li, and S. L. Waslander, "Probabilistic multi-view fusion of active stereo depth maps for robotic bin-picking," *IEEE Robotics and Automation Letters*, vol. 6, no. 3, pp. 4472–4479, 2021.
- [11] R. Matsumura, Y. Domae, W. Wan, and K. Harada, "Learning based robotic bin-picking for potentially tangled objects," in *2019 IEEE/RSJ International Conference on Intelligent Robots and Systems (IROS)*, pp. 7990–7997, IEEE, 2019.
- [12] X. Zhang, K. Koyama, Y. Domae, W. Wan, and K. Harada, "A topological solution of entanglement for complex-shaped parts in robotic bin-picking," in *2021 IEEE 17th International Conference on Automation Science and Engineering (CASE)*, pp. 461–467, IEEE, 2021.
- [13] M. Moosmann, M. Kulig, F. Spenrath, M. Mönning, S. Roggendorf, O. Petrovic, R. Bormann, and M. F. Huber, "Separating entangled workpieces in random bin picking using deep reinforcement learning," *Procedia CIRP*, vol. 104, pp. 881–886, 2021.
- [14] M. Moosmann, F. Spenrath, J. Rosport, P. Melzer, W. Kraus, R. Bormann, and M. F. Huber, "Transfer learning for machine learning-based detection and separation of entanglements in bin-picking applications," in *2022 IEEE/RSJ International Conference on Intelligent Robots and Systems (IROS)*, pp. 1123–1130, IEEE, 2022.
- [15] E. Moreira, L. F. Rocha, A. M. Pinto, A. P. Moreira, and G. Veiga, "Assessment of robotic picking operations using a 6 axis force/torque sensor," *IEEE Robotics and Automation Letters*, vol. 1, no. 2, pp. 768–775, 2016.
- [16] G. Leão, C. M. Costa, A. Sousa, and G. Veiga, "Detecting and solving tube entanglement in bin picking operations," *Applied Sciences*, vol. 10, no. 7, p. 2264, 2020.
- [17] J. Mahler, J. Liang, S. Niyaz, M. Laskey, R. Doan, X. Liu, J. A. Ojea, and K. Goldberg, "Dex-net 2.0: Deep learning to plan robust grasps with synthetic point clouds and analytic grasp metrics," *arXiv preprint arXiv:1703.09312*, 2017.
- [18] Y. Domae, A. Noda, T. Nagatani, and W. Wan, "Robotic general parts feeder: Bin-picking, regrasping, and kitting," in *2020 IEEE International Conference on Robotics and Automation (ICRA)*, pp. 5004–5010, IEEE, 2020.
- [19] A. Zeng, S. Song, S. Welker, J. Lee, A. Rodriguez, and T. Funkhouser, "Learning synergies between pushing and grasping with self-supervised deep reinforcement learning," in *2018 IEEE/RSJ International Conference on Intelligent Robots and Systems (IROS)*, pp. 4238–4245, IEEE, 2018.
- [20] M. Danielczuk, A. Kurenkov, A. Balakrishna, M. Matl, D. Wang, R. Martín-Martín, A. Garg, S. Savarese, and K. Goldberg, "Mechanical search: Multi-step retrieval of a target object occluded by clutter," in *2019 International Conference on Robotics and Automation (ICRA)*, pp. 1614–1621, IEEE, 2019.
- [21] M. Moosmann, F. Spenrath, K. Kleeberger, M. U. Khalid, M. Mönning, J. Rosport, and R. Bormann, "Increasing the robustness of random bin picking by avoiding grasps of entangled workpieces," *Procedia CIRP*, vol. 93, pp. 1212–1217, 2020.
- [22] X. Zhang, Y. Domae, W. Wan, and K. Harada, "Learning efficient policies for picking entangled wire harnesses: An approach to industrial bin picking," *IEEE Robotics and Automation Letters*, vol. 8, no. 1, pp. 73–80, 2022.
- [23] D. Morrison, P. Corke, and J. Leitner, "Closing the loop for robotic grasping: A real-time, generative grasp synthesis approach," *arXiv preprint arXiv:1804.05172*, 2018.
- [24] A. Zeng, P. Florence, J. Tompson, S. Welker, J. Chien, M. Attarian, T. Armstrong, I. Krasin, D. Duong, V. Sindhwani, *et al.*, "Transporter networks: Rearranging the visual world for robotic manipulation," in *Conference on Robot Learning*, pp. 726–747, PMLR, 2021.
- [25] J. Grannen, P. Sundaresan, B. Thananjeyan, J. Ichnowski, A. Balakrishna, M. Hwang, V. Viswanath, M. Laskey, J. E. Gonzalez, and K. Goldberg, "Untangling dense knots by learning task-relevant keypoints," *arXiv preprint arXiv:2011.04999*, 2020.
- [26] S. Y. Gadre, K. Ehsani, and S. Song, "Act the part: Learning interaction strategies for articulated object part discovery," in *Proceedings of the IEEE/CVF International Conference on Computer Vision*, pp. 15752–15761, 2021.
- [27] J. Wu, X. Sun, A. Zeng, S. Song, J. Lee, S. Rusinkiewicz, and T. Funkhouser, "Spatial action maps for mobile manipulation," in *Proceedings of Robotics: Science and Systems (RSS)*, 2020.
- [28] W. H. Lui and A. Saxena, "Tangled: Learning to untangle ropes with rgb-d perception," in *2013 IEEE/RSJ International Conference on Intelligent Robots and Systems*, pp. 837–844, IEEE, 2013.