

Decoupled Model Schedule for Deep Learning Training

Hongzheng Chen^{*}
Cornell University
hzchen@cs.cornell.edu

Cody Hao Yu
Amazon Web Services
hyuz@amazon.com

Shuai Zheng
Amazon Web Services
shzheng@amazon.com

Zhen Zhang
Amazon Web Services
zhzhen@amazon.com

Zhiru Zhang
Cornell University
zhiruz@cornell.edu

Yida Wang
Amazon Web Services
wangyida@amazon.com

Abstract

Recent years have seen an increase in the development of large deep learning (DL) models, which makes training efficiency crucial. Common practice is struggling with the trade-off between usability and performance. On one hand, DL frameworks such as PyTorch use dynamic graphs to facilitate model developers at a price of sub-optimal model training performance. On the other hand, practitioners propose various approaches to improving the training efficiency by sacrificing some of the flexibility, ranging from making the graph static for more thorough optimization (e.g., XLA) to customizing optimization towards large-scale distributed training (e.g., DeepSpeed and Megatron-LM).

In this paper, we aim to address the tension between usability and training efficiency through separation of concerns. Inspired by DL compilers that decouple the platform-specific optimizations of a tensor-level operator from its arithmetic definition, this paper proposes a schedule language, Slapo, to decouple model execution from definition. Specifically, Slapo works on a PyTorch model and uses a set of schedule primitives to convert the model for common model training optimizations such as high-performance kernels, effective 3D parallelism, and efficient activation checkpointing. Compared to existing optimization solutions, Slapo *progressively* optimizes the model “as-needed” through high-level primitives, and thus preserving programmability and debuggability for users to a large extent. Our evaluation results show that by scheduling the existing hand-crafted optimizations in a systematic way using Slapo, we are able to improve training throughput by up to $3.35\times$ on a single machine with 8 NVIDIA V100 GPUs, and by up to $1.32\times$ on multiple machines with up to 64 GPUs, when compared to the out-of-the-box performance of DeepSpeed and Megatron-LM.

1 Introduction

The demand of large deep learning (DL) models is surging in recent years as they demonstrate dominating model

accuracy on a range of tasks in natural language processing (NLP) [3, 5, 9, 11] and computer vision [12, 28, 54]. These models are normally invented in user-friendly DL frameworks like PyTorch [35] with dynamic model graphs¹, which by design lacks sufficient optimization for high-performance execution. This issue becomes more and more critical as the size of models grows exponentially and so does the time of training.

In order to reduce the model training time, developers propose various kinds of optimization. The first type of optimization is implemented manually in different layers of model training, such as inserting high-performance kernels [10, 24, 34, 47] for computationally intensive operators on specific devices (e.g., NVIDIA GPUs), employing data, tensor, and pipeline parallelism [32, 43, 47], as well as activation checkpointing [7, 18, 20], to efficiently distribute the training across multiple devices. However, manual optimization introduces the following two challenges.

Challenge 1: Generality – Incorporating the above optimizations requires making direct changes to the model implementation, which means that the optimization is not easy to generalize to other models. A new model, even with minimal change from the old one, may not be able to directly reuse the old optimization. In addition, the optimized model becomes platform-specific, requiring developers to maintain multiple implementations to serve all requirements (e.g., training on different platforms and deploying on non-GPU devices).

Challenge 2: Ease of Tuning – In practice, an optimization scheme has a number of configurations to tune (e.g., pipeline stages, number of activation checkpoints) to get a combination that results in the best performance. Developers need to identify tunable configurations in the implementation and modify the model to expose them for effective tuning. This process can be tedious and error-prone especially when the model definition is closely tied to optimizations.

In addition to manual optimization, the other set of optimization approaches converts the DL model into a number of

^{*}Work done while interning at Amazon.

¹Dynamic graph DL frameworks construct the model graph on the fly when executing its forward computation instead of constructing the graph ahead of time.

static graphs and leverages DL compilers to automatically apply optimizations. For example, JAX [4] is a compiler-based DL framework powered by a DL compiler XLA [16]. JAX traces the entire model to obtain a whole graph statically, on top of which the compiler can perform aggressive optimizations such as operator fusion, expression simplification, and even 3D parallelism [58]. Similarly, the recent release PyTorch 2.0 [37] provides a compiler interface to trace PyTorch dynamic graph executions and construct static graphs in `torch.fx` [45] for optimizations. While automatic optimization requires minimal engineering effort from model developers and addresses some of the challenges mentioned above, it also introduces two new challenges.

Challenge 3: Programmability – Working on static model graphs is limited by the requirement that everything must be statically analyzable and deterministic. Frameworks may impose constraints on the users to facilitate the conversion to static graphs. For example, JAX programming model requires pure Python functions, no in-place updates, etc., so developers may need to rewrite the model to meet these constraints in order to make it runnable. Moreover, it is usually non-trivial for developers to control or configure the optimizations in fine granularity, such as disabling certain rules, or excluding certain operators from a compiler pass.

Challenge 4: Debuggability – To make model implementation easy to understand and maintain, model developers usually implement layer modules (e.g., convolutional, fully connected, and attention layers) as building blocks, and use them to compose a model *hierarchically*. However, to expand the scope of optimization and improve performance, DL compilers operating on a static model graph often flatten the hierarchy to create a single-level dataflow graph, and rewrite certain operators (e.g., decomposing the `batch_norm` op into a number of smaller ones). This prevents developers from understanding and troubleshooting performance or convergence issues, as the optimized model may bear little resemblance to the original model implementation.

To address the challenges mentioned above, we propose *Slapo*², a **S**chedule **L**anguage for **P**rogressive **O**ptimization, designed for DL frameworks with dynamic model graphs. Slapo has the following major features.

Decouple model execution from its definition. To address Challenge 1, we decouple model execution (named “schedule”) from its definition. As a result, the model implementation remains the same, and developers can optimize a model-specific and platform-specific schedule in a separate place. This idea is inspired by well-known domain-specific compilers – Halide [42] and Apache TVM [6] – which propose widely adopted schedule languages that decouple tensor operator scheduling from its arithmetic definition.

Auto-tuning. A separate schedule also enables massive auto-tuning opportunities. Similar to AutoTVM [8], Slapo provides

a programming interface that allows developers to specify a set of tuneable knobs to form an efficient tuning space. The tuning space can then be explored by Slapo auto-tuner to realize the optimal configuration, which addresses Challenge 2. Along this direction, Slapo can also enable auto-scheduling as Ansor [57], and this is our planned future work.

Progressive optimization. Slapo incorporates a “trace by need” approach that only traces a desired module to be a static graph for compiler-based aggressive optimizations. The traced part can be expanded or shrunk progressively as needed. Developers explicitly call the scheduling primitives to realize this, addressing Challenge 3.

Structure-preserving scheduling. Model developers usually define building blocks (e.g., convolutional or attention layers), and then compose them together to form a complete model. Consequently, developers often leverage this structure to analyze and debug the model. Slapo preserves this hierarchy when constructing the schedule (see § 3 for details), so that developers can easily locate the module and apply scheduling. Also, as the model structure is preserved and optimization can be progressively applied, it facilitates the users to debug any performance and convergence issue, addressing Challenge 4.

In summary, we make the following contributions:

- We propose Slapo, a schedule language that decouples model execution from definition, and preserves model structure hierarchy to enable progressive optimization.
- We define a set of schedule primitives for Slapo to cover widely used optimizations in efficient training.
- We design and implement a lightweight auto-tuner for further reducing the efforts required to identify the optimal schedule configurations for training efficiency.

We evaluate Slapo by training popular deep learning models with billions of parameters and compare Slapo with SOTA distributed training frameworks such as DeepSpeed [44] and Megatron-LM [47]. With minimal program effort, Slapo is capable of scheduling the existing hand-crafted optimizations to achieve up to $3.35\times$ speedup on a single machine with 8 NVIDIA V100 GPUs, and up to $1.32\times$ speedup on multiple machines with up to 64 NVIDIA V100 GPUs, when compared to the out-of-the-box best baseline.

2 Background and Motivation

In this section, we first introduce common practices of improving a DL model training efficiency for dynamic graphs (e.g., PyTorch [35]), followed by an end-to-end motivating example to illustrate the challenges of this process.

2.1 Efficient Model Training

High-performance kernel libraries. To achieve high efficiency in deep learning model training, it is straightforward to leverage efficient kernels specifically optimized for particular hardware platforms (e.g., NVIDIA GPUs). For example, there

²Open source: <https://github.com/aws-labs/slapo>.

are a number of libraries [10, 24, 34, 47] that provide efficient CUDA kernel implementations. These libraries encapsulate kernels as DL framework-compatible modules for developers to replace the native implementation in their models. In the case where there are no existing CUDA implementations, developers may leverage compiler-based solutions, such as TorchScript [39], to generate a kernel.

Activation checkpointing. Apart from compute optimization techniques, memory footprint optimization is also essential for training large models. A large portion of memory consumption in the training process is contributed by forward activation tensors that are stored for the later gradient calculation. By checkpointing some activation tensors and re-computing the rest of them in backward propagation, we are able to significantly reduce memory footprint, and thus support a larger batch size and higher training throughput. This approach is called activation checkpointing and is originally proposed by [7]. Furthermore, existing works [18, 20, 21] also demonstrate that by carefully selecting which activations to checkpoint, we are capable of better utilizing device memory and achieving an even better throughput.

Parallelism in distributed training. When the model is too large to fit in a single device, training it in parallel in a distributed environment is inevitable. The parallelism techniques are usually classified into three types: data parallelism, tensor parallelism, and pipeline parallelism. Both tensor and pipeline parallelism belong to a larger class called model parallelism. *Data parallelism* partitions training data, so each device trains the replicated model with different data [1, 26, 43], and aggregates their partial gradients for parameter updating. Since data parallelism replicates an entire model on each device, it is insufficient when the model size (i.e., total memory consumption of its parameters) is too large to fit on a single GPU. In this case, *tensor parallelism*, takes another approach by partitioning the model parameter tensor onto multiple devices [47]. However, it requires developers to explicitly use collective communication operators to scatter tensors and aggregate partial results. For example, Megatron-LM [47] is a widely used PyTorch-based framework that provides manual parallelized Transformer models [50] and is adopted to train extremely large models [55]. Finally, *pipeline parallelism* [17, 32] partitions models by layers and groups them into a series of stages. By putting each stage on a different device, we can overlap the computation of multiple data batches. To ensure correctness and performance, pipeline parallelism needs a specialized runtime to schedule and synchronize data. These techniques are not mutually exclusive and can be combined. Combining all of them is known as *3D parallelism* [33].

2.2 A Motivating Example

In this subsection, we use BERT [11] model implementation from HuggingFace Hub (v4.25.1) [51] to showcase how the above techniques are applied to a DL model for efficient training. Fig. 1(a) depicts the architecture of atten-

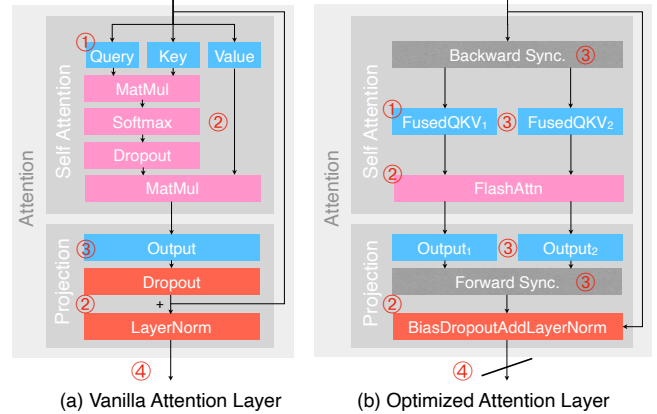


Figure 1: An attention layer in BERT. The Query, Key, Value, and Output are `nn.Linear` modules containing learnable weight and bias. ① - ④ indicates optimization points.

tion layer [50], the core and most time-consuming module in BERT. An attention layer is composed of two submodules – SelfAttention and Projection. We conduct a few steps to progressively improve the training efficiency of this attention layer and show the resulting implementation in Fig. 1(b).

① **Fuse QKV.** By default, the Query, Key, Value in SelfAttention are three standalone `nn.Linear` modules, which may incur extra kernel launch overheads. We replace them with a single `nn.Linear` module with their parameters concatenated, as shown in the following code snippet.

```
1 def __init__(self, ...):
2     self.query = nn.Linear(n_hidden, n_head)
3     self.key = nn.Linear(n_hidden, n_head)
4     self.value = nn.Linear(n_hidden, n_head)
5 + self.qkv = nn.Linear(n_hidden, n_head * 3)
6 def forward(self, hidden_states, ...):
7     query = transpose(self.query(hidden_states))
8     key = transpose(self.key(hidden_states))
9     value = transpose(self.value(hidden_states))
10 + qkv = transpose(self.qkv(hidden_states))
11 + query, key, value = split(qkv, 1, dim=-1)
```

② **Use efficient kernels.** The pink blocks in Fig. 1 are the core attention computation, which is also the bottleneck of performance and memory footprint. A recent work flash attention [10] proposes to compute the attention in a block-by-block fashion, so only a block of the intermediate attention tensor is generated at a time, significantly reducing the peak memory consumption, and thus can improve the training efficiency by enlarging the batch size. The following code snippet shows how we replace the existing attention with the flash attention implementation provided by xFormers [24]. The transpose and reshape operations are simplified.

```
1 def forward(self, hidden_states, ...):
2     query *= 1 / query.shape[-1] ** 0.5
3     attn = baddbmm(bias, query, key)
4     attn = dropout(softmax(attn), p)
5     attn = attn @ value
6 + attn = xformers.ops.mem_eff_attention(...)
```

Note that this flash attention implementation only supports

the latest NVIDIA GPUs with Volta, Ampere, and Hopper architectures, so once this kernel is used, the model is no longer compatible with other platforms.

Another optimization opportunity is the pattern in Projection. By default, the bias addition operation is contained in Output module. A more aggressive and more efficient way is to use a DL compiler (e.g., TorchScript [39]) to fuse the pattern BiasAdd-Dropout-ResidualAdd-LayerNorm into a single kernel, as suggested by [46].

③ **Tensor parallelism.** We then partition the FusedQKV and Output parameters onto multiple devices. Given the input of the attention module X , the weights of FusedQKV (A) and Output (B), we have self-attention function f :

$$f(XA)B = f\left(X \begin{bmatrix} A_1 & A_2 \end{bmatrix}\right) \begin{bmatrix} B_1 \\ B_2 \end{bmatrix} = f(XA_1)B_1 + f(XA_2)B_2.$$

Accordingly, we follow the convention of Megatron-LM [47] to shard the weights of FusedQKV in columns and shard the weights of Output in rows. We illustrate the latter in the following code snippet.

```
1 def __init__(self, ...):
2     - self.output = nn.Linear(n_hidden, n_hidden)
3     + new_size = n_hidden // world_size
4     + self.output = nn.Linear(new_size, n_hidden)
5 def forward(self, hidden_states):
6     out = self.output(hidden_states)
7     + dist.allreduce(out)
```

Since the output tensor only holds partial results after sharding, we need to conduct `all_reduce` to aggregate outputs from different devices.

④ **Pipeline parallelism.** To pipeline a BERT model and execute it on a SOTA pipeline runtime, we have to further manually partition the model to a sequence of sub-models (each of them includes a series of attention layers) by re-writing the top module³.

The above process poses a generality issue. Although developers have spent efforts on identifying and optimizing the performance bottleneck of a model with semantics preserved, this effort is hard to be reused by another model. Furthermore, the above improved model is no longer compatible with a single device, unless we add control logic to only enable model parallelism on multi-GPU environments or maintain a separate single-device version. It also creates a barrier for the model deployment after training, because a model implementation with custom efficient kernels and parallelism may not be recognized by inference compilers.

In essence, the above pain points are the result of tightly coupling model definition and training/platform-specific optimizations. This motivates us to propose a schedule language that decouples model execution (i.e., schedule) from definition and provides easy-to-use primitives for optimizing large model training. In fact, the idea of decoupling optimization

has been widely accepted in DL compilers [2, 6, 42], and opens opportunities for auto-tuning [6] and auto-scheduling [57].

3 Slapo Design

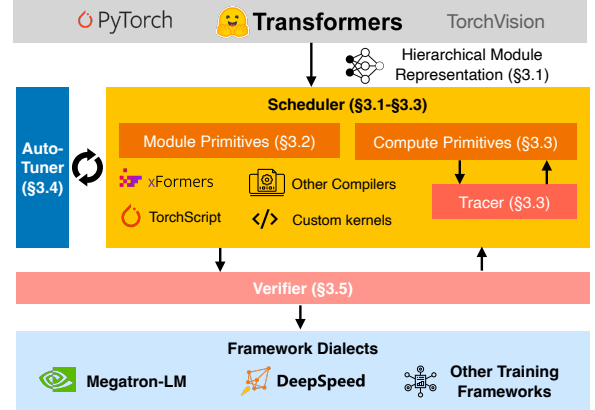


Figure 2: Overview of Slapo.

This section presents the design of Slapo, our schedule language to progressively optimize DL model training using proposed primitives. Slapo decouples model definition from its training execution strategy for better portability. Slapo also abstracts out the common optimization techniques using a set of primitives to apply (or un-apply) one by one, lowering the bar for model developers to try out different performance optimization ideas. Furthermore, Slapo makes it possible to automate the performance tuning via hyperparameter search.

Fig. 2 illustrates the overview of Slapo. Slapo accepts a deep learning model implementation in a DL framework with dynamic graphs (e.g., PyTorch [35]) and parses the original model execution as its default schedule. Then, developers make use of the schedule primitives for optimizations on top of the default schedule. We define the schedule language in § 3.1, and present the scheduling in various scenarios in § 3.2 and § 3.3. The scheduling strategy can be auto-tuned to search for a configuration that achieves the best performance (§ 3.4). Meanwhile, Slapo adopts a verifier (§ 3.5) to ensure the functional correctness of all schedules. After the schedule is determined and applied, the scheduled model can be trained on the runtime of the original DL framework (e.g., PyTorch), or if needed, on the dedicated runtime of existing distributed systems such as DeepSpeed [44] pipeline.

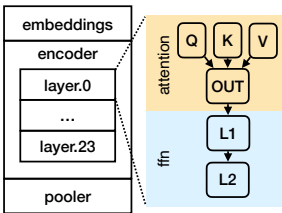
3.1 Schedule Language

Motivated by § 2.2, our goal is to let developers optimize models in a few lines of code without changing the model definition itself. Fig. 3 presents the Slapo schedule language with the BERT model from HuggingFace Hub [51] as an example. As shown in Fig. 3(a), most DL model developers define models with a hierarchical structure for better readability and easy maintenance. The `__init__` constructor defines the configurations, submodules, and learnable parameters, and

³The code example is omitted due to page limit.

(a) Model Definition and Schedule Creation

```
import slapo
from transformers import BertLMHeadModel, AutoConfig
config = AutoConfig.from_pretrained("bert-large-uncased")
bert = BertLMHeadModel(config)
sch = slapo.create_schedule(bert)
```

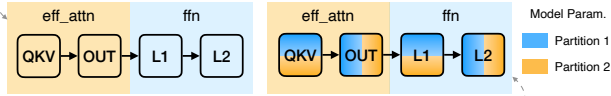


```
class BertLMHeadModel(nn.Module):
    def __init__(self, config):
        self.embeddings = ...
        self.encoder = \
            nn.ModuleList(...)
        self.pooler = ...

    def forward(self, x):
        x = self.embeddings(x)
        x = self.encoder(x)
        x = self.pooler(x)
        return x
```

+ (b) Module Replacement (§3.2.1)

```
sch["bert.encoder.layer.0.attention"].replace(eff_attn)
```



+ (c) Parameter Sharding (§3.2.2)

```
subsch = sch["bert.encoder.layer.0.eff_attn"]
subsch["QKV"].shard(["weight", "bias"], axis=0)
subsch["QKV"].sync(mode="backward")
subsch["OUT"].shard("weight", axis=1)
subsch["OUT"].sync(mode="forward")
# additional schedule for FFN omitted ...
```

Figure 3: An example of scheduling modules and parameters of a BERT model. `ffn` is the Feed-Forward Network. `eff_attn` refers to the replaced attention module. The weight matrix has a shape of $(\text{output_dim}, \text{input_dim})$. Thus, sharding the weight matrix at `axis=0` is equivalent to partitioning the output dimension.

Table 1: A summary of Slapo schedule primitives.

Primitives with Dynamic Graphs	Primitives with Static Graphs
<code>.replace(new_mod)</code>	<code>.replace(new_mod, subgraph)</code>
<code>.shard(param_name, axis)</code>	<code>.fuse(compiler, subgraph)</code>
<code>.sync(type)</code>	<code>.pipeline_split()</code>
<code>.checkpoint()</code>	<code>.checkpoint(subgraph)</code>

the forward method defines the forward computation (the backward computation is generated by the framework with automatic differentiation [35]). Developers can then pass the created model into Slapo and create a default *schedule* that specifies *how* to execute the model in the framework. The schedule preserves the hierarchical structure, and `create_schedule` is applied recursively to all the submodules, so that developers can easily apply schedule primitives at arbitrary levels.

Table 1 defines the schedule primitives. It is worth noting that the primitive set can be easily extended in the future to incorporate other optimizations. We categorize schedule primitives in two sets: whether or not it requires a static graph to be generated. On one hand, when scheduling at the module level, such as enabling activation checkpointing, replacing with an efficient alternative, and sharding learnable parameters, we do not change the computation specified in the forward method. As a result, the schedule primitives in the left column of Table 1 do not require a static graph. We present the details of

this scheduling in § 3.2. On the other hand, scheduling the computation, such as operator fusion and pipeline parallelism, has to manipulate the forward method. Thus, the schedule primitives in the right column of Table 1 require the computation to be in a static graph, so we have to use `.trace()` prior to applying these primitives, as presented in § 3.3.

3.2 Schedule Modules and Parameters

We first present scheduling a module and its parameters, which typically does not change the computation and thus does not require static graphs.

3.2.1 Schedule Modules

For important workloads such as attention in Fig. 3(a), researchers or hardware vendors may manually implement efficient kernels. These highly customized, hand-crafted kernels sometimes could outperform the ones generated by DL compilers. With Slapo, we can use `.replace(new_module)` primitive to replace a native implementation with an efficient one, where `new_module` is the custom module to be replaced, as shown in Fig. 3(b).

In addition to replacing a module with an efficient implementation, activation checkpointing is another important feature for large model training, as mentioned in § 2.1. Slapo offers `.checkpoint()` primitive that wraps a module with a checkpointed module. This primitive allows developers to add activation checkpointing without changing the model implementation. Consequently, compared to existing activation checkpointing implemented in DL models with fixed strategies, Slapo enables developers to flexibly adjust the number of checkpoints via our schedule primitive or leverage the auto-tuner for better memory and throughput trade-offs.

3.2.2 Parameter Sharding

In ③ of § 2.2, we introduced the steps to enable tensor parallelism – shard parameters and aggregate the outputs. With Slapo, we can shard a parameter with `.shard(name, axis)` primitive, and aggregate the results using `.sync(type)` primitive. The `type` can be “forward” (aggregate the forward activations), “backward” (aggregate the gradients), or “both”.

With the considerations of flexibility and comprehensive schedule primitives, instead of implicitly aggregating the outputs, Slapo exposes `.sync()` primitive to developers to determine a proper aggregation point with an optionally customized aggregation function. Meanwhile, we leverage the verifier (§ 3.5) to check the correctness after the scheduling. In the future, we plan to develop an auto-scheduler that automatically generates these primitives.

We again use Fig. 3 to illustrate the advantage of flexible output aggregation points. In Fig. 3(c), we shard the parameters of a QKV module along the axis of output features (`.shard(["weight", "bias"], 0)`). In this case, each device computes a part of the output. Since we also shard the weights of its subsequent linear module, OUT, along input features, each device only takes a part of inputs for computation.

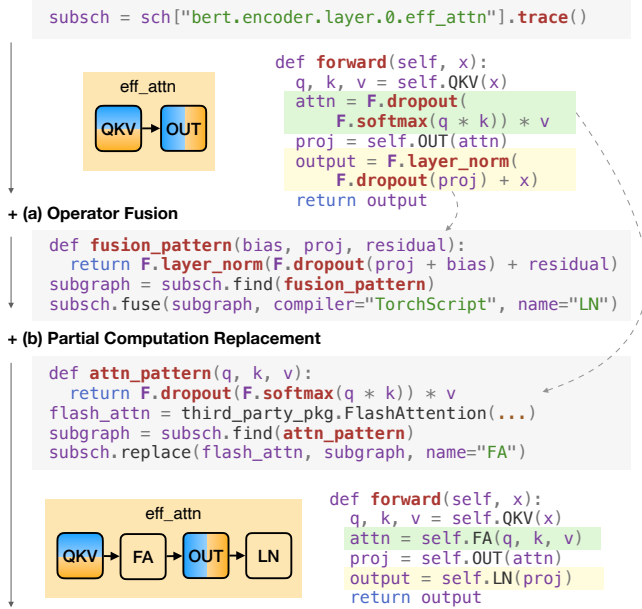


Figure 4: An example of scheduling computation of a BERT model. For illustration purposes, we do not show the entire IR of the traced `eff_attn` module, but depict it in an identical forward function. The bias of the new `OUT` module is set as `None`, which has been fused into the `LN` module.

As a result, we can defer the output aggregation after `OUT` to reduce memory footprint.

3.3 Schedule Computations

The prerequisite of scheduling computations is tracing the `forward` method of the target module, and constructing a static graph in a certain intermediate representation (IR). There are several approaches to obtaining the static graph IR. First, *run-with-dummy-data* [39] is an approach that directly executes the method with dummy inputs and captures all executed operators in order. Second, *AST-analysis* [39] directly analyzes Python abstract-syntax-tree (AST) to obtain the static graph. Third, *just-in-time (JIT)* [4, 48] captures the execution graph in every training iteration, compiles it once, and reuses it in the rest process. Finally, *bytecode-analysis* [38] hooks into the Python frame evaluation to construct the graph from Python bytecode.

In Slapo, we define `.trace(leaves, flatten)` primitive on top of all approaches. This primitive lets developers configure the granularity and the form of a traced graph. Specifically, `leaves` indicates the submodules we will not trace into, and `flatten` indicates whether to flatten a traced static graph. By default, the predefined modules (e.g., `nn.Linear`) in DL frameworks are all leaves, and we create the static graph in a hierarchical way. The specification is then passed to the underlying tracing engine, and the traced module and submodules become static graphs so that compiler-related primitives can be enabled. We show a traced BERT attention

module in Fig. 4. In the rest of this subsection, we discuss the scheduling with static graphs.

3.3.1 Partial Computation Scheduling

The computation latency of a module is usually dominated by a part of its computational logic, such as `attn` and `output` in Fig. 4 (highlighted in yellow and green). As a result, it is effective if developers can offload the performance bottleneck logic to efficient kernels or DL compilers. Since most DL models usually have repetitive layers [11, 54], Slapo offers a `.find(regex_or_pattern_fn)` primitive that performs pattern matching algorithm based on subgraph isomorphism [13], with user-specified regular expression or a function with an identical subgraph. This helps find all target subgraphs at once. These subgraphs then can be scheduled in the same fashion with operator fusion, partial computation replacement, activation checkpointing, etc.

Operator Fusion. Operator fusion is an important optimization technique, as it can obviously reduce the data transfer and kernel invocation overheads to improve the latency, throughput, and memory footprint. Existing DL compilers [2, 6, 16, 39] usually incorporate pattern- and rule-based fusion strategies. The former leverages a predefined pattern set to fuse matched subgraphs; while the latter traverses the dataflow graph and fuses all valid operators satisfying predefined rules together. As shown in Fig. 4(a), Slapo takes the advantage of this feature from DL compilers by defining the `.fuse(compiler, subgraph)` primitive, where `compiler` indicates the DL compiler that will be used to generate a fused kernel of the subgraph. We currently support a pattern-based fusion strategy and use TorchScript [39] as the DL compiler to improve the performance of a kernel.

Partial Computation Replacement. In addition to DL compilers, when the subgraph is the performance bottleneck in widely used models, developers may manually implement an efficient kernel and encapsulate it in a module. If this custom kernel achieves better performance than the one generated by a DL compiler, developers are capable of using `.replace(new_mod, subgraph)` primitive to directly replace the corresponding computation logic with the custom one, such as Fig. 4(b). The decision of leveraging a DL compiler or a custom kernel can be made by developers with a one-line change. Developers can also rely on Slapo auto-tuner (§ 3.4) to realize a better one.

Partial Activation Checkpointing. While we have introduced `.checkpoint()` in § 3.2 that enables activation checkpointing for an entire module, Slapo also allows developers to use `.checkpoint(subgraph)` primitive to only checkpoint a subgraph in the computation, providing a fine-grained control for performance-memory trade-off dilemma, which has been studied by many existing works [7, 18, 20].

3.3.2 Pipeline Partitioning

In § 3.2, we demonstrated that Slapo can achieve tensor parallelism using parameter sharding at the module level. How-

ever, it is not possible to achieve pipeline parallelism with the same approach, as it requires rewriting the top module, including its `forward` method, to be a sequence of submodules.

SOTA dynamic graph-based DL frameworks support pipeline parallelism in two steps. First, unlike the native runtimes of DL frameworks that use a single process to execute the model graph, pipeline parallelism requires launching one process per pipeline stage. Therefore, DL frameworks with pipeline parallelism support must provide their own runtime. Second, the model must be rewritten to follow a specific API convention. The rewritten implementation consists of a sequence of submodules, with outputs connecting to inputs between two consecutive submodules. This allows the DL framework to assign each module to a stage for execution. However, this process can be tedious for developers to prepare a model for pipeline parallelism.

A recent work, PiPPy (Pipeline Parallelism for PyTorch) [19], attempts to address this challenge by tracing the entire model to a static graph and partitioning the graph into a series of modules based on user annotations. However, this approach has limitations, as tracing the entire model can suffer from the limitations of the graph tracer, as discussed in § 1. If a part of the model cannot be transformed into a static graph, the entire model cannot be partitioned. In contrast, Slapo allows developers to configure the granularity and the form of the traced graph, meaning that developers can choose to only transform a few top-level modules into a static graph and use the `.pipeline_split()` primitive to annotate the pipeline stage boundaries.

We use the example in Fig. 5 for illustration. To evenly split a BERT model with 24 attention layers in its encoder into two partitions, we can use `.pipeline_split()` primitive⁴ to annotate a stage boundary between layer 11 and 12 (0-based) in Fig. 5(a). In this case, only `encoder` module has to be traced, but not its submodules (e.g., `attention`) or siblings (e.g., `embeddings` and `pooler`). We note that the untraceable, complex computation logic usually lies in core building block modules (e.g., `attention`), so limiting the tracing granularity makes our pipeline partitioning more applicable.

However, since Slapo preserves the model structure hierarchy, it is non-trivial to partition a model into a sequence of modules with user-specified pipeline annotations. Specifically, if we simply partition the model based on annotations as Fig. 5(a), we fail to include `embeddings` and `pooler` modules in BERT architecture. To generate the correct partitions, we propose an algorithm that propagates the pipeline annotations from the annotated submodule to the top module, so that all ancestor and descendant modules at all levels can be included. The algorithm is shown as follows.

```
1 def partition(sch, common_parent_sch):
2     seq_modules = partition_by_annotation(sch.module)
3     parent_mod = sch.parent.module
4     inline_and_annotate(seq_modules, parent_mod)
```

⁴Where to insert pipeline splits to achieve optimal throughput is out of scope in this paper, but developers can use auto-tuner in § 3.4 for exploration.

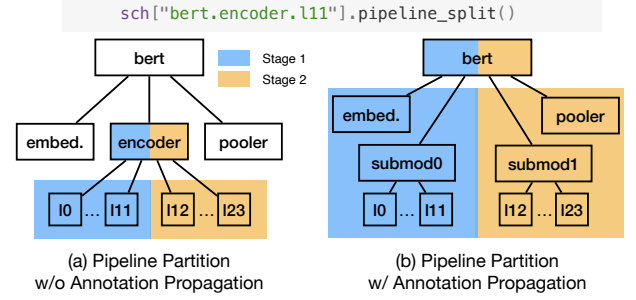


Figure 5: An example of partitioning a BERT model into two pipeline stages.

```
5 if parent_mod != common_parent_sch.module:
6     partition(parent_mod, common_parent_sch)
7
8 sub_schs = sch.get_all_sub_schedules_with_pipeline_split()
9 common_parent_sch = find_common_parent(sub_schs)
10 for sub_sch in sub_schs:
11     partition(sub_sch, common_parent_sch)
12 partition(common_parent_sch, None)
```

We first retrieve all the subschedules whose children have pipeline partition annotation (L8). For the example in Fig. 5, only a single subschedule `sch["bert.encoder"]` is returned. We then find the common parent module (L9, `bert` for Fig. 5), and partition each submodule with the annotations (L10-11). After partitioning the current module (L2), we inline the partitioned module sequence and propagate the pipeline split annotations to its parent module (L4) so that the parent module now also has the annotations. We perform this process recursively until the common parent module. At this point, all submodules have been partitioned and inlined, and the common parent module is not partitioned yet but is annotated by its children. Finally, we partition from the common parent module (L12) to the top module to finish the process as depicted in Fig. 5(b).

3.4 Auto-Tuning

Decoupling schedule from model definition enables auto-tuning. The combinations of schedule primitives provided by Slapo can introduce a search space, which includes the decisions of the number of activation checkpoints and pipeline stages, whether to shard a parameter or replace a certain module/subgraph, and so on. Consequently, Slapo provides an auto-tuner to explore the best combination given a particular training environment.

We provide symbolic variable constructions to help developers build a search space with arbitrary numbers of hyperparameters in a schedule. Fig. 6 depicts an example of a search space composed of batch size and the ratio of activation checkpointing. In this example with two tunable parameters, we form the candidates of checkpoint ratio based on the batch size, resulting in a polygon search space instead of a rectangle. This allows developers to incorporate domain knowledge to prune invalid (the gray region) or inefficient configurations

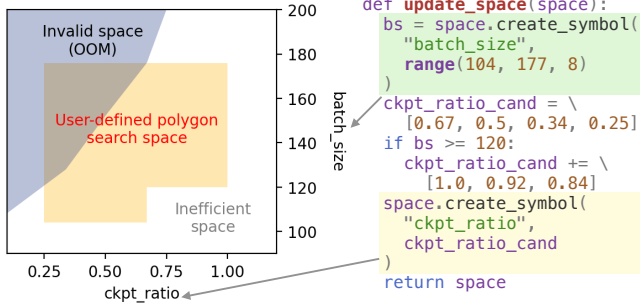


Figure 6: An example of a user-defined search space.

(the white region). By avoiding the overlapping region of gray and orange regions plus the white region, the tuning efficiency can be improved.

With the search space constructed, the auto-tuner algorithm iteratively determines the values of all tunable parameters, schedules the model, and launches an evaluation script provided by developers to benchmark the performance and memory footprint. Our auto-tuner leverages exhaustive search by default. Meanwhile, we also provide randomized coordinate descent for users to accelerate the tuning process. We evaluate the efficiency of the search space and the tuning algorithm in § 5.4 to show the effectiveness of our auto-tuner.

3.5 Verification

To achieve high usability, Slapo primitives are flexible to schedule modules and computations. However, it is possible for developers to schedule a model incorrectly. For example, the replaced module may require a different data layout but developers do not provide the corresponding layout transformation logic, or developers insert the output aggregation to an invalid point when sharding a parameter tensor.

To guarantee the scheduled model is executable and maintains its numerical correctness, Slapo includes the following verification stages. First, before applying the schedule, we validate the sequence of schedule primitives with a set of predefined rules in each primitive. For example, a `.sync()` primitive must have a corresponding `.shard()` primitive beforehand; primitives for distributed training can only be specified in a distributed environment with multiple devices; primitives that require static graph must have a corresponding `.trace()` primitive in advance. If any of the rules are violated, the verifier raises an error and stops the rest scheduling process.

Second, we need to assure the numerical correctness of the replaced or fused operators. To achieve this, the verifier generates random inputs and compares the results of the replaced module against the original one. Developers can also configure the number of random inputs and provide a function to generate inputs when there are any constraints.

Lastly, we verify the end-to-end correctness also using random inputs. This verification includes two purposes: (1) whether the shape of the sharded parameters or the tensors in

the replaced modules are correct, and (2) whether the scheduled model produces the same output as the vanilla one.

4 Implementations

We implemented Slapo with $\sim 3K$ LoC in Python on top of PyTorch [35] to benefit from its dynamic graph and usability. In this section, we highlight some implementation details.

Static Graph Tracing. Our tracer and the static graph are based on `torch.fx` [45], which captures PyTorch models via symbolic tracing and constructs a static graph with a 6-instruction Python-based intermediate representation (IR). Like other DL compilers, `torch.fx` tracer also has unsupported coding styles when capturing the graph, such as certain types of control flow and data structures. It also flattens the IR and discards all the model structural hierarchy. Thus, instead of simply invoking `torch.fx` tracer from the top module, we invoke the tracer module by module and carefully maintain the hierarchy. When a particular module cannot be traced by `torch.fx`, developers can simply disable the corresponding schedule primitives that require a static graph while the rest primitives can still be applied.

Framework Dialects. Slapo scheduled model is by design compatible with native PyTorch runtime and can be executed on PyTorch directly. To integrate with the dedicated runtime of SOTA distributed systems for certain parallelism (e.g., pipeline), we also implemented two framework dialects for Megatron-LM [47] and DeepSpeed [44]. These systems require the model to be in a certain form or wrapped by their custom module. For example, DeepSpeed [44] pipeline runtime requires a single tuple of inputs and outputs in each pipeline stage, so our DeepSpeed pipeline stage module includes the logic to (1) unpack the inputs and pack the outputs, and (2) perform liveness analysis to bypass the tensors required by subsequent stages.

5 Evaluation

In this section, we evaluate Slapo on different training configurations, in terms of the number of GPUs, number of instances, and parallelism strategies, to demonstrate Slapo is able to align or even outperform existing solutions while preserving usability. Note that Slapo does not change the semantics of models and optimizers, so model convergence is not affected. We also provide ablation studies to show the effectiveness of the schedule primitives and the auto-tuner.

Setups. All experiments are conducted on Amazon EC2 p3 instances. More specifically, we use p3.16xlarge instances with 8 NVIDIA V100 16GB GPUs for single-device and single-node evaluations, and use p3dn.24xlarge instances with 8 NVIDIA V100 32GB GPUs for multi-node evaluations. GPUs in these instances are connected via NVLink, which provides 300 GB/s theoretical aggregated GPU interconnect bandwidth, and the inter-node bandwidth is 100 Gbps. The software environment includes CUDA 11.7, PyTorch v1.13, Megatron-LM (git-hash 0bb597b), DeepSpeed (customization

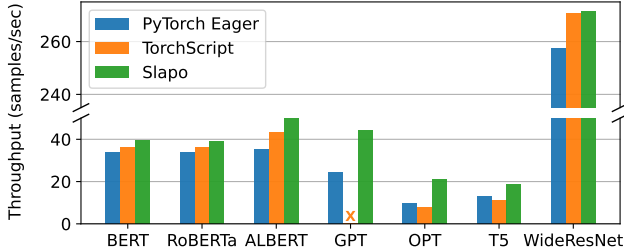


Figure 7: End-to-end throughput on a single NVIDIA V100 16GB GPU. × denotes unsupported implementations.

from v0.6.2 with pipeline parallelism fix to match Megatron-LM pipeline performance), and NCCL v2.14.3.

Models and Metrics. We apply schedules to a set of popular PyTorch models from HuggingFace Hub [51] and torchvision [30], covering encoder-/decoder-based Transformer models and image classification models to demonstrate the generality of Slapo. Detailed model settings are shown in Table 2. All models are trained by AdamW optimizer [29] with mixed precision, and the micro-batch size (i.e., the number of samples per data parallel rank) is selected based on the memory footprint maximizing the system performance. We use the training throughput (the number of total processed samples per second) as our evaluation metric. For each setting, we train the models for tens of steps and take the average throughput after discarding the first few warm-up steps.

Table 2: Models used in the experiments. # of params shows the model size used in single-device and single-node experiments. MLM = Mask language modeling. CLM = Causal language modeling. Seq2Seq = Sequence-to-Sequence modeling. IC = Image Classification.

Model	Task	# of params (Million)	Seq Length / Image Size	Precision
BERT [11]	MLM	335, 335	512	FP16
RoBERTa [27]	MLM	355, 355	512	FP16
ALBERT [23]	MLM	177, 177	512	FP16
GPT [40]	CLM	125, 1300	1024	FP16
OPT [55]	CLM	350, 350	1024	FP16
T5 [41]	Seq2Seq	223, 770	1024, 512	FP16
WideResNet [54]	IC	250, 250	3×224×224	FP32

5.1 Evaluation on a Single GPU

We first conduct end-to-end training efficiency evaluations on a single GPU to demonstrate that Slapo is generally applicable to various model implementations.

Systems. We use PyTorch Eager mode [35] as the baseline, which provides out-of-the-box performance. If activation checkpointing is implemented in a model, we evaluate the performance with and without activation checkpointing, and report the better one. When applicable, we also include the performance result with TorchScript [39], a commonly-used compiler framework in PyTorch, as another baseline. Since

PyTorch 1.12, TorchScript adopts nvFuser [36] as the operator fusion mechanism, and supports training workloads. For Slapo, we schedule models with efficient kernels, operator fusion, and activation checkpointing, and leverage the auto-tuner proposed in § 3.4 to search for the best configuration.

Results. Fig. 7 shows the throughput of each configuration. In most cases, Slapo can consistently improve the training throughput. Compared to Eager mode, Slapo achieves $1.05\times$ - $2.11\times$ speedup. Even compared to TorchScript-optimized models, Slapo still achieves $1.45\times$ speedup on average. This is mainly attributed to Slapo employing the similar operator fusion but with more optimizations such as activation checkpointing and efficient custom kernels. Note that although Slapo’s fusion capability is limited by module boundaries for structure-preserving scheduling, most performance bottleneck subgraphs do not cross modules in training workloads.

Furthermore, Slapo enables more optimization opportunities than TorchScript by progressive tracing. For example, the GPT model implementation we adopted is GPT-Neo [15] from the HuggingFace hub. This implementation, unfortunately, cannot be optimized by TorchScript due to its coding style, thus showing no results in Fig. 7. However, Slapo allows us to selectively trace the FFN (Feed-Forward Network) module but not others, resulting in effective optimization.

In addition, Slapo tunes the ratio of activation checkpointing to maximize GPU memory utilization. For example, after tuning the ratio of activation checkpointing in BERT, we only checkpoint 25% of attention layers. This brings another $1.06\times$ speedup compared to checkpointing all layers.

5.2 Evaluation on Multiple GPUs

This subsection evaluates the end-to-end training efficiency on 2, 4, and 8 NVIDIA V100 16GB GPUs in a single p3.16xlarge instance to showcase the effectiveness of Slapo.

Systems. We select Megatron-LM v2 [33] as the baseline, which is a SOTA system built on top of PyTorch for training large Transformer-based language models on GPUs. Megatron-LM implements its own data loader, tokenizer, and optimizer for better training efficiency. In addition, it implements popular Transformer models with tensor parallelism as well as efficient customized CUDA kernels. We also choose DeepSpeed [44] as another baseline. DeepSpeed is a SOTA framework that incorporates ZeRO-powered data parallelism (ZeRO-DP) [43]. Since ZeRO-DP is applicable to arbitrary PyTorch models, DeepSpeed has been widely used to train large DL models. As Slapo is agnostic to parallelism strategies, we evaluate two configurations for every model to show that Slapo is compatible with the existing distributed training frameworks. Specifically, “Slapo-ZeRO3” schedules models with ZeRO-3 [43] that automatically partitions optimizer states, gradients, and parameters to enable memory-efficient data parallelism; while “Slapo-TP” schedules them to enable tensor parallelism. For each configuration, we auto-tune the activation checkpointing along with the batch size.

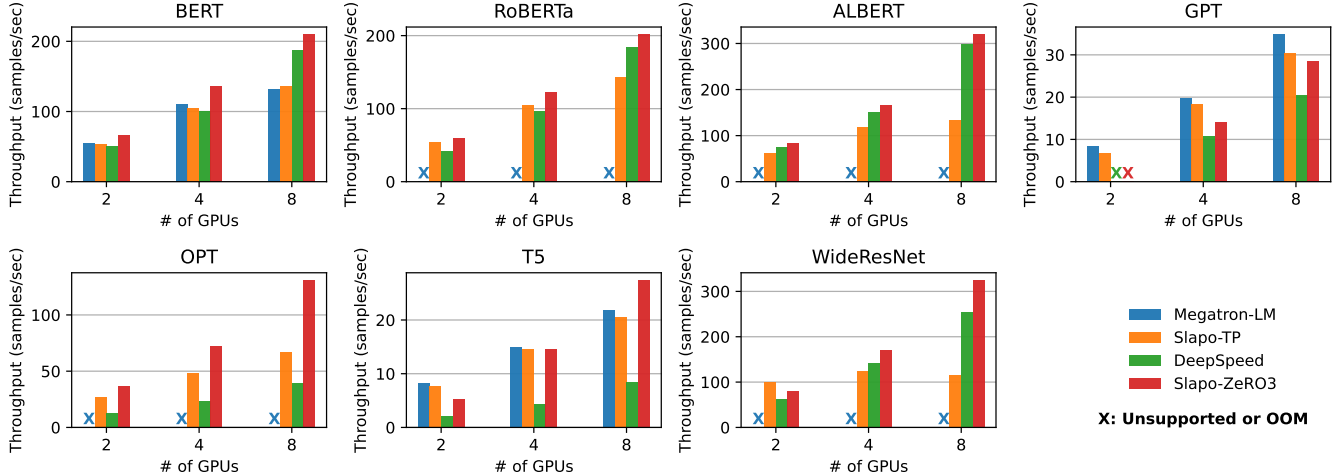


Figure 8: Training throughput on Amazon EC2 p3.16xlarge instance with 8 NVIDIA V100 16GB GPUs. “Slapo-TP” uses tensor parallelism to align Megatron-LM. “Slapo-ZeRO3” uses DeepSpeed ZeRO-3 as the parallelism technique.

Results. We first compare two baselines, Megatron-LM and DeepSpeed ZeRO-3, in Fig. 8. It is worth noting that Megatron-LM officially only supports three (i.e., BERT, GPT, and T5) out of the seven models listed in Table 2. Comparing these three models, we find that there is no one solution that is always superior to the other, highlighting the importance of Slapo which enables developers to easily implement the best parallelism strategies using schedules for different models.

We now compare the results of our approach, Slapo, to the baselines. In Fig. 8, for the models supported by Megatron-LM, Slapo-TP achieves 87% to 103% throughput on 8 GPUs. We have investigated the performance gap of up to 13% between those three models and concluded that it is mainly due to different model implementations between Megatron-LM and HuggingFace. For instance, Megatron-LM T5 adopts a fixed embedding instead of relative position embedding in self-attention layers. This avoids the overhead of computing relative position embedding, resulting in higher throughput.

The model difference is eliminated when comparing Slapo-ZeRO3 against DeepSpeed since both run the same HuggingFace models. With this premise, we can see that Slapo-ZeRO3 consistently outperforms DeepSpeed by a margin of $1.08 \times$ to $3.35 \times$. Similar to the single GPU evaluation, the speedup mainly comes from operator fusion, efficient custom kernels, and tuned activation checkpointing ratio.

5.3 Evaluation on Multiple Machines

This subsection presents the results of distributed training performance in multi-machine setups.

Systems and Setups. The testbed in this evaluation is p3dn.24xlarge instances with 8 NVIDIA V100 32 GB GPUs each. We again use DeepSpeed and Megatron-LM v2, as baselines. Following the common practices [33, 43], we use ZeRO-3 for DeepSpeed and set model-parallel and pipeline-parallel size as 8 and 2, respectively, for Megatron-LM. We

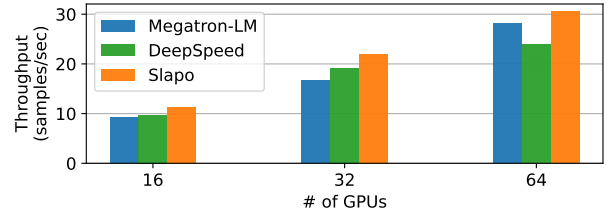


Figure 9: Training throughputs of a GPT model with 10 billion parameters on up to 64 GPUs.

consider the strong scaling efficiency, in which the global batch size is fixed. Typically, distributed training for large models runs on hundreds to thousands of GPUs and uses global batch sizes up to thousands out of consideration for model quality [5, 9, 33]. We fix the global batch size at 256 for our clusters with up to 64 GPUs, and tune the micro-batch size of each system for the best performance. The evaluation uses a GPT model [40] with 10 billion parameters. The input sequence length for the experiments is 1024.

Results. First of all, Fig. 9 again shows that there is no one parallelism strategy that always performs the best. On the other hand, Slapo consistently outperforms the best available baseline. This is because Slapo does not tie with a particular parallelism strategy or framework, meaning that we can pick whatever performs better and schedule additional effective optimizations as we will show in the ablation study.

5.4 Ablation Study

We design an ablation study for applied optimizations to investigate the performance gain of the schedule.

Schedule Primitives. We start from a vanilla HuggingFace BERT model that is only capable of running on a single device. As shown in Fig. 10, by progressively applying the

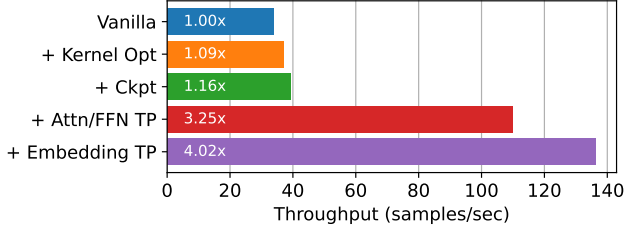


Figure 10: Ablation study with HuggingFace BERT model.

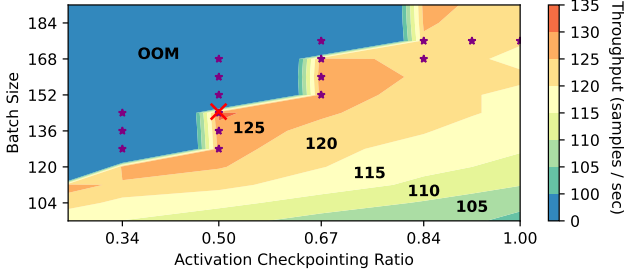


Figure 11: Auto-tuning an OPT model. The contour line shows the training throughput of different combinations of batch size and checkpoint ratio. Throughput 0 means OOM. The purple \star shows the explored configurations by coordinate descent, and red \times depicts the optimal one.

schedule primitives to the model, we see a consistent increase in performance. Kernel optimizations, such as the use of Flash Attention [10] and fusing the Bias-GeLU kernel, have shown a $1.09\times$ speedup on a single device. Enabling selective checkpoints allows for a larger batch size, resulting in an additional 7% speedup. With the attention and ffn module sharded as discussed in Fig. 3, we can scale out to 8 V100 GPUs and achieve $3.25\times$ speedup. Furthermore, the word embedding layer contains parameters regarding the vocabulary size ($>3K$). Sharding this parameter results in large batch sizes, leading to a final $4.02\times$ speedup and similar scalability as Megatron-LM BERT in Fig. 8.

Auto-Tuning. We then investigate the efficiency of Slapo auto-tuner. We exhaustively evaluate a predefined search space (including white and yellow regions in Fig. 6) with 91 configurations composed of various batch sizes and activation checkpointing ratios for OPT on 8 V100 GPUs. As shown in Fig. 11, the optimal configuration only checkpoints 50% of the layers with the maximum batch size below the memory threshold. With the search space that has already pruned many inefficient configurations, as well as the coordinate descent algorithm deployed by the Slapo auto-tuner, only 17 configurations (19% of the total candidates) are explored to obtain the optimal one with the best throughput.

6 Related Work

Schedule Languages and Compilers. Many domain-specific languages (DSLs) leverage the idea of decoupling optimizations from algorithms [2, 6, 22, 42, 52], allowing users

to focus on customization and enabling compilers to perform complex optimizations. TVM [6, 14] inherits the decoupling idea from Halide [42] and builds an end-to-end compiler for deep learning inference. Tiramisu [2] further extends the scope of schedule to polyhedral compilation. Slapo borrows a similar decoupling idea and applies it to the model execution level.

Dynamic Graph Optimizations. Due to the dynamic nature and usability of PyTorch, many frameworks and libraries directly explore optimizations on top of it. ZeRO [43] is a three-stage data parallelism strategy that partitions optimizer states, gradients, and parameters to reduce memory usage, implemented first in DeepSpeed [44] and then adopted by other frameworks [31]. MiCS [56] further improves ZeRO by minimizing the communication scale. Megatron-LM [33, 47] takes a different approach to implement model parallelism for Transformer models, becoming one of the mainstream SOTA parallelism libraries. Slapo applies those optimization techniques using primitives in a more user-friendly way. We also use framework dialects described in § 4 to train the scheduled model on these frameworks.

Static Graph Optimizations. Some other DL frameworks adopt static graphs so that compiler optimizations can be easily involved. JAX [4] is a popular framework that offers a programming model similar to NumPy, and is powered by XLA [16] as the backend compiler. Accordingly, it is able to achieve 3D parallelism with the corresponding sharding mechanism, GSPMD [53] and GShard [25]. On top of that, Alpa [58] is the first compiler based on JAX and XLA to achieve automatic 3D parallelism. Besides, Unity [49] is another compiler-based distributed training framework that automatically jointly optimizes model parallelism and operator fusion. Their automation mechanisms are orthogonal to Slapo and could inspire Slapo’s auto-scheduler in the future.

Moreover, PyTorch [35] eco-system also pays efforts on static graph optimization in recent years. `torch.fx` [45] is an IR to capture PyTorch dynamic graph so that it can be compiled by DL compilers such as PyTorch 2.0 [37]. Since Slapo adopts `torch.fx` as the IR for static graphs, we plan to integrate the PyTorch compiler in the future.

7 Conclusion

In this paper, we propose a schedule language Slapo for progressive optimization of large deep learning model training. Slapo decouples model execution from definition, and provides a set of schedule primitives for users to efficiently optimize the model execution. Apart from scheduling modules and parameters, Slapo is capable of partially scheduling the computation of a model, making deep learning compilers more practical for training workloads. Experimental results show Slapo can combine SOTA efforts to align or even outperform their performance with minimal programming effort.

References

- [1] Martín Abadi, Paul Barham, Jianmin Chen, Zhifeng Chen, Andy Davis, Jeffrey Dean, Matthieu Devin, Sanjay Ghemawat, Geoffrey Irving, Michael Isard, Manjunath Kudlur, Josh Levenberg, Rajat Monga, Sherry Moore, Derek G. Murray, Benoit Steiner, Paul Tucker, Vijay Vasudevan, Pete Warden, Martin Wicke, Yuan Yu, and Xiaoqiang Zheng. Tensorflow: A system for large-scale machine learning. In *Proceedings of the 12th USENIX Conference on Operating Systems Design and Implementation*, 2016.
- [2] Riyadh Baghdadi, Jessica Ray, Malek Ben Romdhane, Emanuele Del Sozzo, Abdurrahman Akkas, Yunming Zhang, Patricia Suriana, Shoaib Kamil, and Saman Amarasinghe. Tiramisu: A polyhedral compiler for expressing fast and portable code. In *Proceedings of the 2019 IEEE/ACM International Symposium on Code Generation and Optimization*, 2019.
- [3] Rishi Bommasani, Drew A. Hudson, Ehsan Adeli, Russ Altman, Simran Arora, Sydney von Arx, Michael S. Bernstein, Jeannette Bohg, Antoine Bosselut, Emma Brunskill, et al. On the opportunities and risks of foundation models. *arXiv preprint arXiv:2108.07258*, 2021.
- [4] James Bradbury, Roy Frostig, Peter Hawkins, Matthew James Johnson, Chris Leary, Dougal Maclaurin, George Necula, Adam Paszke, Jake VanderPlas, Skye Wanderman-Milne, and Qiao Zhang. JAX: composable transformations of Python+NumPy programs, 2018.
- [5] Tom Brown, Benjamin Mann, Nick Ryder, Melanie Subbiah, Jared D Kaplan, Prafulla Dhariwal, Arvind Nee-lakantan, Pranav Shyam, Girish Sastry, Amanda Askell, et al. Language models are few-shot learners. In *Advances in neural information processing systems*, pages 1877–1901, 2020.
- [6] Tianqi Chen, Thierry Moreau, Ziheng Jiang, Lianmin Zheng, Eddie Yan, Meghan Cowan, Haichen Shen, Leyuan Wang, Yuwei Hu, Luis Ceze, Carlos Guestrin, and Arvind Krishnamurthy. Tvm: An automated end-to-end optimizing compiler for deep learning. In *Proceedings of the 13th USENIX Conference on Operating Systems Design and Implementation*, 2018.
- [7] Tianqi Chen, Bing Xu, Chiyuan Zhang, and Carlos Guestrin. Training deep nets with sublinear memory cost, 2016.
- [8] Tianqi Chen, Lianmin Zheng, Eddie Yan, Ziheng Jiang, Thierry Moreau, Luis Ceze, Carlos Guestrin, and Arvind Krishnamurthy. Learning to optimize tensor programs. *Advances in Neural Information Processing Systems*, 31, 2018.
- [9] Aakanksha Chowdhery, Sharan Narang, Jacob Devlin, Maarten Bosma, Gaurav Mishra, Adam Roberts, Paul Barham, Hyung Won Chung, Charles Sutton, Sebastian Gehrmann, et al. Palm: Scaling language modeling with pathways. *arXiv preprint arXiv:2204.02311*, 2022.
- [10] Tri Dao, Daniel Y Fu, Stefano Ermon, Atri Rudra, and Christopher Ré. Flashattention: Fast and memory-efficient exact attention with io-awareness. *arXiv preprint arXiv:2205.14135*, 2022.
- [11] Jacob Devlin, Ming-Wei Chang, Kenton Lee, and Kristina Toutanova. Bert: Pre-training of deep bidirectional transformers for language understanding. *arXiv preprint arXiv:1810.04805*, 2018.
- [12] Alexey Dosovitskiy, Lucas Beyer, Alexander Kolesnikov, Dirk Weissenborn, Xiaohua Zhai, Thomas Unterthiner, Mostafa Dehghani, Matthias Minderer, Georg Heigold, Sylvain Gelly, Jakob Uszkoreit, and Neil Houlsby. An image is worth 16x16 words: Transformers for image recognition at scale. In *International Conference on Learning Representations*, 2021.
- [13] David Eppstein. Subgraph isomorphism in planar graphs and related problems. In *Proceedings of the Sixth Annual ACM-SIAM Symposium on Discrete Algorithms (SODA)*, 1995.
- [14] Siyuan Feng, Bohan Hou, Hongyi Jin, Wuwei Lin, Junru Shao, Ruihang Lai, Zihao Ye, Lianmin Zheng, Cody Hao Yu, Yong Yu, and Tianqi Chen. Tensorir: An abstraction for automatic tensorized program optimization. *arXiv preprint arXiv:2207.04296*, 2022.
- [15] Leo Gao, Stella Biderman, Sid Black, Laurence Golding, Travis Hoppe, Charles Foster, Jason Phang, Horace He, Anish Thite, Noa Nabeshima, et al. The pile: An 800gb dataset of diverse text for language modeling. *arXiv preprint arXiv:2101.00027*, 2020.
- [16] Google. Xla: Optimizing compiler for machine learning. <https://www.tensorflow.org/xla>, 2022.
- [17] Yanping Huang, Youlong Cheng, Ankur Bapna, Orhan Firat, Mia Xu Chen, Dehao Chen, HyoukJoong Lee, Jiquan Ngiam, Quoc V. Le, Yonghui Wu, and Zhifeng Chen. Gpipe: Efficient training of giant neural networks using pipeline parallelism. In *Proceedings of the 33rd International Conference on Neural Information Processing Systems*, 2019.
- [18] Paras Jain, Ajay Jain, Aniruddha Nrusingha, Amir Gholami, Pieter Abbeel, Joseph Gonzalez, Kurt Keutzer, and Ion Stoica. Checkmate: Breaking the memory wall with optimal tensor rematerialization. In *Proceedings of Machine Learning and Systems*, 2020.

- [19] Ke Wen James Reed, Pavel Belevich. Pippy: Pipeline parallelism for pytorch. <https://github.com/pytorch/PiPPy>, 2022.
- [20] Marisa Kirisame, Steven Lyubomirsky, Altan Haan, Jennifer Brennan, Mike He, Jared Roesch, Tianqi Chen, and Zachary Tatlock. Dynamic tensor rematerialization. In *9th International Conference on Learning Representations (ICLR)*, 2021.
- [21] Vijay Korthikanti, Jared Casper, Sangkug Lym, Lawrence McAfee, Michael Andersch, Mohammad Shoeybi, and Bryan Catanzaro. Reducing activation recomputation in large transformer models. *arXiv preprint arXiv:2205.05198*, 2022.
- [22] Yi-Hsiang Lai, Yuze Chi, Yuwei Hu, Jie Wang, Cody Hao Yu, Yuan Zhou, Jason Cong, and Zhiru Zhang. Heterocl: A multi-paradigm programming infrastructure for software-defined reconfigurable computing. In *Proceedings of the 2019 ACM/SIGDA International Symposium on Field-Programmable Gate Arrays*, 2019.
- [23] Zhenzhong Lan, Mingda Chen, Sebastian Goodman, Kevin Gimpel, Piyush Sharma, and Radu Soricut. Albert: A lite bert for self-supervised learning of language representations. In *International Conference on Learning Representations*, 2020.
- [24] Benjamin Lefaudeux, Francisco Massa, Diana Liskovich, Wenhan Xiong, Vittorio Caggiano, Sean Naren, Min Xu, Jieru Hu, Marta Tintore, Susan Zhang, Patrick Labatut, and Daniel Haziza. xformers: A modular and hackable transformer modelling library. <https://github.com/facebookresearch/xformers>, 2022.
- [25] Dmitry Lepikhin, HyoukJoong Lee, Yuanzhong Xu, Dehao Chen, Orhan Firat, Yanping Huang, Maxim Krikun, Noam Shazeer, and Zhifeng Chen. {GS}hard: Scaling giant models with conditional computation and automatic sharding. In *International Conference on Learning Representations*, 2021.
- [26] Shen Li, Yanli Zhao, Rohan Varma, Omkar Salpekar, Pieter Noordhuis, Teng Li, Adam Paszke, Jeff Smith, Brian Vaughan, Pritam Damania, and Soumith Chintala. Pytorch distributed: Experiences on accelerating data parallel training. *Proc. VLDB Endow.*, 2020.
- [27] Yinhan Liu, Myle Ott, Naman Goyal, Jingfei Du, Mandar Joshi, Danqi Chen, Omer Levy, Mike Lewis, Luke Zettlemoyer, and Veselin Stoyanov. Roberta: A robustly optimized bert pretraining approach. *arXiv preprint arXiv:1907.11692*, 2019.
- [28] Ze Liu, Han Hu, Yutong Lin, Zhuliang Yao, Zhenda Xie, Yixuan Wei, Jia Ning, Yue Cao, Zheng Zhang, Li Dong, Furu Wei, and Baining Guo. Swin transformer v2: Scaling up capacity and resolution. In *2022 IEEE/CVF Conference on Computer Vision and Pattern Recognition (CVPR)*, 2022.
- [29] Ilya Loshchilov and Frank Hutter. Decoupled weight decay regularization. *arXiv preprint arXiv:1711.05101*, 2017.
- [30] TorchVision maintainers and contributors. Torchvision: Pytorch’s computer vision library. <https://github.com/pytorch/vision>, 2016.
- [31] Meta. Fully sharded data parallel: faster ai training with fewer gpus. <https://engineering.fb.com/2021/07/15/open-source/fsdp/>, 2021.
- [32] Deepak Narayanan, Aaron Harlap, Amar Phanishayee, Vivek Seshadri, Nikhil R. Devanur, Gregory R. Ganger, Phillip B. Gibbons, and Matei Zaharia. Pipedream: Generalized pipeline parallelism for dnn training. In *Proceedings of the 27th ACM Symposium on Operating Systems Principles*, 2019.
- [33] Deepak Narayanan, Mohammad Shoeybi, Jared Casper, Patrick LeGresley, Mostofa Patwary, Vijay Korthikanti, Dmitri Vainbrand, Prethvi Kashinkunti, Julie Bernauer, Bryan Catanzaro, et al. Efficient large-scale language model training on gpu clusters using megatron-lm. In *Proceedings of the International Conference for High Performance Computing, Networking, Storage and Analysis*, 2021.
- [34] Nvidia. Apex: Tools for easy mixed precision and distributed training in pytorch. <https://github.com/NVIDIA/apex>, 2022.
- [35] Adam Paszke, Sam Gross, Francisco Massa, Adam Lerer, James Bradbury, Gregory Chanan, Trevor Killeen, Zeming Lin, Natalia Gimelshein, Luca Antiga, Alban Desmaison, Andreas Köpf, Edward Yang, Zach DeVito, Martin Raison, Alykhan Tejani, Sasank Chilamkurthy, Benoit Steiner, Lu Fang, Junjie Bai, and Soumith Chintala. Pytorch: An imperative style, high-performance deep learning library. In *Proceedings of the 33rd International Conference on Neural Information Processing Systems*, 2019.
- [36] PyTorch. nvfuser. <https://pytorch.org/blog/introducing-nvfuser-a-deep-learning-compiler-for-pytorch/>, 2022.
- [37] PyTorch. Pytorch 2.0. <https://pytorch.org/get-started/pytorch-2.0/>, 2022.
- [38] PyTorch. Torchdynamo overview. <https://pytorch.org/docs/master/dynamo/>, 2022.

- [39] PyTorch. Torchscript. <https://pytorch.org/docs/stable/jit.html>, 2022.
- [40] Alec Radford, Jeffrey Wu, Rewon Child, David Luan, Dario Amodei, and Ilya Sutskever. Language models are unsupervised multitask learners. *OpenAI blog*, 1(8):9, 2019.
- [41] Colin Raffel, Noam Shazeer, Adam Roberts, Katherine Lee, Sharan Narang, Michael Matena, Yanqi Zhou, Wei Li, and Peter J. Liu. Exploring the limits of transfer learning with a unified text-to-text transformer. *Journal of Machine Learning Research*, 21(140):1–67, 2020.
- [42] Jonathan Ragan-Kelley, Connelly Barnes, Andrew Adams, Sylvain Paris, Frédo Durand, and Saman Amarasinghe. Halide: A language and compiler for optimizing parallelism, locality, and recomputation in image processing pipelines. In *Proceedings of the 34th ACM SIGPLAN Conference on Programming Language Design and Implementation (PLDI '13)*, 2013.
- [43] Samyam Rajbhandari, Jeff Rasley, Olatunji Ruwase, and Yuxiong He. Zero: Memory optimizations toward training trillion parameter models. In *SC20: International Conference for High Performance Computing, Networking, Storage and Analysis*, 2020.
- [44] Jeff Rasley, Samyam Rajbhandari, Olatunji Ruwase, and Yuxiong He. Deepspeed: System optimizations enable training deep learning models with over 100 billion parameters. In *Proceedings of the 26th ACM SIGKDD International Conference on Knowledge Discovery & Data Mining*, pages 3505–3506, 2020.
- [45] James Reed, Zachary DeVito, Horace He, Ansley Ussery, and Jason Ansel. torch.fx: Practical program capture and transformation for deep learning in python. *Proceedings of Machine Learning and Systems*, 4:638–651, 2022.
- [46] Christian Sarofeen, Piotr Bialecki, Kevin Stephano, Jie Jiang, Masaki Kozuki, and Neal Vaidya. Getting started - accelerate your scripts with nvfuser. https://github.com/pytorch/tutorials/blob/0d8c59f/intermediate_source/nvfuser_intro_tutorial.py, 2022.
- [47] Mohammad Shoeybi, Mostofa Patwary, Raul Puri, Patrick LeGresley, Jared Casper, and Bryan Catanzaro. Megatron-lm: Training multi-billion parameter language models using model parallelism. *arXiv preprint arXiv:1909.08053*, 2019.
- [48] Alex Suhan, Davide Libenzi, Ailing Zhang, Parker Schuh, Brennan Saeta, Jie Young Sohn, and Denys Shabalyn. Lazytensor: combining eager execution with domain-specific compilers. *arXiv preprint arXiv:2102.13267*, 2021.
- [49] Colin Unger, Zhihao Jia, Wei Wu, Sina Lin, Mandeep Baines, Carlos Efrain Quintero Narvaez, Vinay Ramakrishnaiah, Nirmal Prajapati, Pat McCormick, Jamaludin Mohd-Yusof, Xi Luo, Dheevatsa Mudigere, Jongsoo Park, Misha Smelyanskiy, and Alex Aiken. Unity: Accelerating DNN training through joint optimization of algebraic transformations and parallelization. In *16th USENIX Symposium on Operating Systems Design and Implementation (OSDI 22)*, 2022.
- [50] Ashish Vaswani, Noam Shazeer, Niki Parmar, Jakob Uszkoreit, Llion Jones, Aidan N Gomez, Łukasz Kaiser, and Illia Polosukhin. Attention is all you need. In *Advances in Neural Information Processing Systems*, 2017.
- [51] Thomas Wolf, Lysandre Debut, Victor Sanh, Julien Chaumond, Clement Delangue, Anthony Moi, Pierric Cistac, Tim Rault, Rémi Louf, Morgan Funtowicz, et al. Huggingface’s transformers: State-of-the-art natural language processing. *arXiv preprint arXiv:1910.03771*, 2019.
- [52] Shaojie Xiang, Yi-Hsiang Lai, Yuan Zhou, Hongzheng Chen, Niansong Zhang, Debjit Pal, and Zhiru Zhang. Heteroflow: An accelerator programming model with decoupled data placement for software-defined fpgas. In *Proceedings of the 2022 ACM/SIGDA International Symposium on Field-Programmable Gate Arrays*, 2022.
- [53] Yuanzhong Xu, HyoukJoong Lee, Dehao Chen, Blake Hechtman, Yanping Huang, Rahul Joshi, Maxim Krikun, Dmitry Lepikhin, Andy Ly, Marcello Maggioni, Ruoming Pang, Noam Shazeer, Shibo Wang, Tao Wang, Yonghui Wu, and Zhifeng Chen. Gspmd: General and scalable parallelization for ml computation graphs. *arXiv preprint arXiv:2105.04663*, 2021.
- [54] Sergey Zagoruyko and Nikos Komodakis. Wide residual networks. *arXiv preprint arXiv:1605.07146*, 2016.
- [55] Susan Zhang, Stephen Roller, Naman Goyal, Mikel Artetxe, Moya Chen, Shuohui Chen, Christopher Dewan, Mona Diab, Xian Li, Xi Victoria Lin, Todor Mihaylov, Myle Ott, Sam Shleifer, Kurt Shuster, Daniel Simig, Punit Singh Koura, Anjali Sridhar, Tianlu Wang, and Luke Zettlemoyer. Opt: Open pre-trained transformer language models. *arXiv preprint arXiv:2205.01068*, 2022.
- [56] Zhen Zhang, Shuai Zheng, Yida Wang, Justin Chiu, George Karypis, Trishul Chilimbi, Mu Li, and Xin Jin. Mics: Near-linear scaling for training gigantic model on public cloud. *Proc. VLDB Endow.*, 2022.
- [57] Lianmin Zheng, Chengfan Jia, Minmin Sun, Zhao Wu, Cody Hao Yu, Ameer Haj-Ali, Yida Wang, Jun Yang,

Danyang Zhuo, Koushik Sen, et al. Ansor: Generating {High-Performance} tensor programs for deep learning. In *14th USENIX symposium on operating systems design and implementation (OSDI 20)*, pages 863–879, 2020.

- [58] Lianmin Zheng, Zhuohan Li, Hao Zhang, Yonghao Zhuang, Zhifeng Chen, Yanping Huang, Yida Wang, Yuanzhong Xu, Danyang Zhuo, Eric P. Xing, Joseph E. Gonzalez, and Ion Stoica. Alpa: Automating inter- and Intra-Operator parallelism for distributed deep learning. In *16th USENIX Symposium on Operating Systems Design and Implementation (OSDI 22)*, 2022.