

Meta-Learning Triplet Network with Adaptive Margins for Few-Shot Named Entity Recognition

Chengcheng Han^{1*} Renyu Zhu^{1*} Jun Kuang² FengJiao Chen²

Xiang Li^{1†} Ming Gao¹ Xuezhi Cao² Wei Wu²

¹School of Data Science and Engineering, East China Normal University, Shanghai, China

²Meituan Inc., Beijing, China

{52215903007, 52175100003}@stu.ecnu.edu.cn

{xiangli, mgao}@dase.ecnu.edu.cn

{kuangjun, chenfengjiao02, caoxuezhi, wuwei30}@meituan.com

Abstract

Meta-learning methods have been widely used in few-shot named entity recognition (NER), especially prototype-based methods. However, the *Other* (O) class is difficult to be represented by a prototype vector because there are generally a large number of samples in the class that have miscellaneous semantics. To solve the problem, we propose MeTNet, which generates prototype vectors for entity types only but not O-class. We design an improved triplet network to map samples and prototype vectors into a low-dimensional space that is easier to be classified and propose an adaptive margin for each entity type. The margin plays as a radius and controls a region with adaptive size in the low-dimensional space. Based on the regions, we propose a new inference procedure to predict the label of a query instance. We conduct extensive experiments in both in-domain and cross-domain settings to show the superiority of MeTNet over other state-of-the-art methods. In particular, we release a Chinese few-shot NER dataset FEW-COMM extracted from a well-known e-commerce platform. To the best of our knowledge, this is the first Chinese few-shot NER dataset. All the datasets and codes are provided at <https://github.com/hccngu/MeTNet>.

1 Introduction

Named entity recognition (NER), as a fundamental task in information extraction (Ritter et al., 2012), aims to locate and classify words or expressions into *pre-defined entity types*, such as persons, organizations, locations, dates and quantities. While a considerable number of approaches based on deep neural networks have shown remarkable success in NER, they generally

*Equal contribution

†Corresponding author

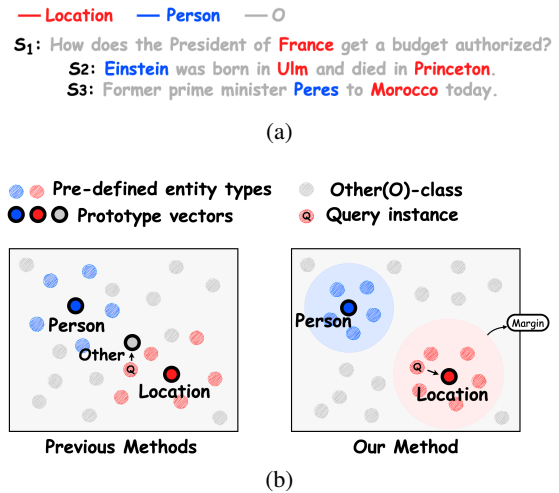


Figure 1: (a): Samples in O-class are semantically different. (b): The comparison between previous methods and ours to handle O-class. **Left:** Since the query instance whose true label is *Location* is closest to the prototype vector of O-class, previous methods misclassify it to O-class. **Right:** We compute prototype vectors for entity types only and learn an adaptive margin for each entity type to determine a region. Samples in the region of a class are labeled with the class, while samples outside of all the regions are predicted to be in O-class.

require massive labeled data as training set. Unfortunately, in some specific domains, named entities that need professional knowledge to understand are difficult to be manually annotated in a large scale.

To address the problem, few-shot NER has been studied, which aims to recognize unseen entity types with few annotations. In particular, some models (Fritzier et al., 2019; Hou et al., 2020; Wang et al., 2021) are proposed based on the prototypical network (PROTO) (Snell et al., 2017), which is a popular meta-learning method. The general procedure of these prototype-based NER models is summarized as follows. First, they generate a pro-

prototype vector for each class, including both entity types and `Other (O)` class, to represent the class. Then they compute the distance between a query sample (instance)¹ and all these prototype vectors, and predict the query instance to the class with the smallest distance. However, for NER, the `O`-class covers all the miscellaneous words that are not classified as entity types. These words could span a wide range of semantics. For example, in Figure 1a, the words “was”, “president”, “budget” and “today” are semantically different even if they all belong to `O`-class. A single prototype vector would thus be insufficient to model the miscellaneous semantics of `O`-class, which could further lead to the incorrect prediction of query instances (see Figure 1b).

In this paper, to solve the issue, we propose to generate prototype vectors only for entity types but not `O`-class. In particular, we design a **Meta-Learning Triplet Network** with adaptive margins, namely, MeTNet, to map samples and prototype vectors into a low-dimensional space, where the inter-class distance between samples is enlarged and the intra-class distance between samples and their corresponding prototype vectors is shortened. We further design an improved triplet loss function with adaptive margins, which assigns different weights to samples, minimizes the absolute distance between an anchor and a positive sample, and maximizes the absolute distance between an anchor and a negative sample. The adaptive margin plays as a radius and controls a region for each entity type in the low-dimensional space (see Figure 1b). Based on these regions, we further propose a novel inference procedure. Specifically, given a query instance, we predict it to be in `O`-class, if it is located outside all the regions; otherwise, we label it with the entity type of its located region. Further, if it is contained in multiple regions, we label it with the entity type that has the smallest distance between the query instance and the region center. Finally, we summarize our main contributions in this paper as follows.

- We propose an improved triplet network with adaptive margins (MeTNet) and a new inference procedure for few-shot NER.
- We release the first Chinese few-shot NER dataset FEW-COMM, to our best knowledge.
- We perform extensive experiments to show the superiority of MeTNet over other competitors.

¹We interchangeably use sample and instance in this paper.

2 Related Work

2.1 Meta-Learning

Meta-learning, also known as “learning to learn”, aims to train models to adapt to new tasks rapidly with few training samples. Some existing methods (Snell et al., 2017; Vinyals et al., 2016) are based on metric learning. For example, Matching Network (Vinyals et al., 2016) computes similarities between support sets and query instances, while the prototypical network (Snell et al., 2017) learns a prototype vector for each class and classifies query instances based on the nearest prototype vector. Other representative metric-based methods include Siamese Network (Koch et al., 2015) and Relation Network (Sung et al., 2018). Further, some approaches, such as MAML (Finn et al., 2017) and Reptile (Nichol et al., 2018), are optimization-based, which aim to train a meta-learner as an optimizer or adjust the optimization process. There also exist model-based methods, which learn a hidden feature space and predict the label of a query instance in an end-to-end manner. Compared with the optimization-based methods, model-based methods could be easier to optimize but less generalizable to out-of-distribution tasks (Hospedales et al., 2020). The representative model-based methods include MANNs (Santoro et al., 2016), Meta networks (Munkhdalai and Yu, 2017), SNAIL (Mishra et al., 2017) and CPN (Garnele et al., 2018).

2.2 Few-shot NER

Few-shot NER has recently received great attention (Huang et al., 2021; Das et al., 2021; Ma et al., 2022) and meta-learning-based methods have been applied to solve the problem. For example, Fritzler et al. (2019) combine PROTO (Snell et al., 2017) with conditional random field for few-shot NER. Inspired by the nearest neighbor inference (Wiseman and Stratos, 2019), StructShot (Yang and Katiyar, 2020) employs structured nearest neighbor learning and Viterbi algorithm to further improve PROTO. MUCO (Tong et al., 2021) trains a binary classifier to learn multiple prototype vectors for representing miscellaneous semantics of `O`-class. ESD (Wang et al., 2021) uses various types of attention based on PROTO to improve the model performance. However, most of these methods use one or multiple prototype vectors to represent `O`-class, while we compute prototype vectors for entity types only and further design a new inference procedure.

Very recently, prompt-based techniques have also been applied in few-shot NER (Cui et al., 2021; Ma et al., 2021; Chen et al., 2021; Cui et al., 2022). However, the performance of these methods is very unstable, which heavily depend on the designed prompts (Cui et al., 2021). Thus, without a large validation set, their applicability is limited in few-shot learning.

3 Background

3.1 Problem Definition

A training set \mathcal{D}_{train} consists of word sequences and their label sequences. Given a word sequence $X = \{x_1, \dots, x_n\}$, we denote $L = \{l_1, \dots, l_n\}$ as its corresponding label sequence. We use \mathcal{Y}_{train} to denote the label set of the training data and $l_i \in \mathcal{Y}_{train}$. In addition, given a test set \mathcal{D}_{test} , let \mathcal{Y}_{test} denote the label set of the test set, which satisfies $\mathcal{Y}_{train} \cap \mathcal{Y}_{test} = \emptyset$. Our goal is to develop a model that learns from \mathcal{D}_{train} and then makes predictions for unseen classes in \mathcal{Y}_{test} , for which we only have few annotations.

3.2 Meta-training

Meta-learning methods include two stages: meta-training and meta-testing. In meta-training, the model is trained on meta-tasks sampled from \mathcal{D}_{train} . Each meta-task contains a support set and a query set. To create a training meta-task, we first sample N classes from \mathcal{Y}_{train} . After that, for each of these N classes, we sample K instances as the support set \mathcal{S} and L instances as the query set \mathcal{Q} . The support set is similar as the training set in the traditional supervised learning but it only contains a few samples; the query set acts as the test set but it can be used to compute gradients for updating model parameters in meta-training stage. Given the support set, we refer to the task of making predictions over the query set as *N -way K -shot classification*.

3.3 Meta-testing

In the testing stage, we also use meta-tasks to test whether our model can adapt quickly to new classes. To create a testing meta-task, we first sample N new classes from \mathcal{Y}_{test} . Similar as in meta-training, we then sample the support set and the query set from the N classes, respectively. The support set is used for fine-tuning while the query set is for testing. Finally, we evaluate the average performance on the query sets across all testing meta-tasks.

4 Method

In this section, we describe our MeTNet algorithm. We first give an overview of MeTNet, which is illustrated in Figure 2. MeTNet first represents samples with BERT text encoder, based on which the embeddings of words and prototype vectors are initialized. Then it generates triples based on the support sets and prototype vectors, and employs an improved triplet network with adaptive margins to map words and prototype vectors into a space that is much easier to classify. For each entity type, an adaptive margin plays as a radius and controls a region centered at the corresponding prototype vector. These regions are further used in the inference stage. Next, we describe each component of MeTNet in detail.

4.1 Text Encoder

We first represent each word in a low-dimensional embedding vector. Following (Yang and Katiyar, 2020; Ding et al., 2021), we use BERT (Devlin et al., 2018) as our text encoder. Specifically, given a sequence of n words $[x_1, x_2, \dots, x_n]$, we take the output of the final hidden layer in BERT as the initial representations \mathbf{h}_i for x_i :

$$[\mathbf{h}_1, \mathbf{h}_2, \dots, \mathbf{h}_n] = \text{BERT}_\phi([x_1, x_2, \dots, x_n]), \quad (1)$$

where ϕ represents parameters of BERT. Then for each pre-defined entity type c_j , we construct its initial prototype vector \mathbf{h}_{c_j} by averaging the representations of words labeled as c_j .

4.2 Triplet Network

A triplet network (Hoffer and Ailon, 2015) is composed of three sub-networks, which have the same network architecture with shared parameters to be learned. For the triplet network, triples are taken as its inputs. Each triple consists of an anchor, a positive sample and a negative sample, and we feed each sample into a sub-network.

Construct Triples We first construct triples for different entity types. Specifically, for each entity type, we take its prototype vector as the anchor, instances in the entity type as positive samples, and other instances as negative ones. Since the number of negative samples is generally larger than that of positive samples, we select k negative samples with the nearest distance to the prototype vector. After that, for each positive sample and each negative sample, we construct triples, respectively.

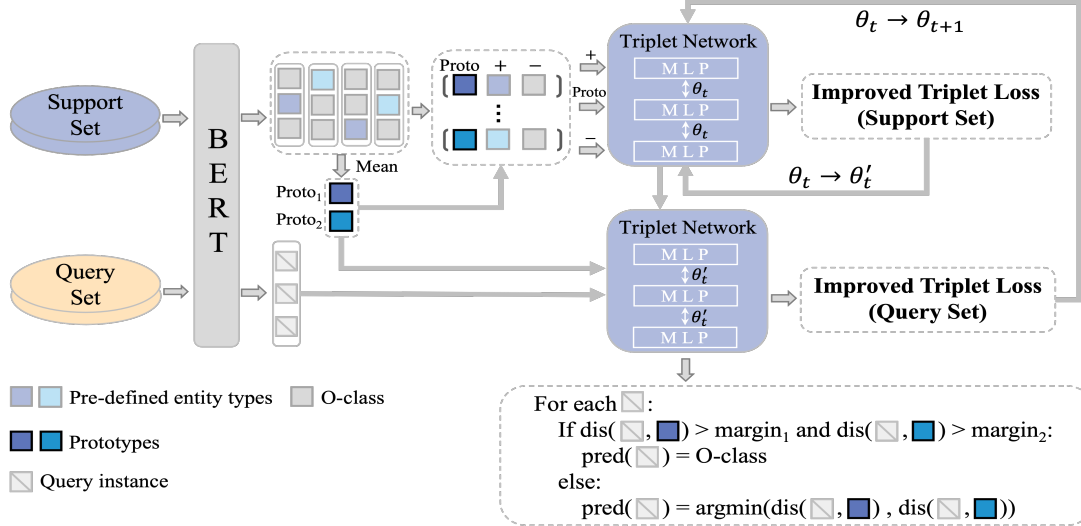


Figure 2: The overall architecture of MeTNet for a 2-way 2-shot problem.

Improved Triplet Loss Given the distance d_p between the anchor and the positive sample, and the distance d_n between the anchor and the negative sample, the original triplet loss aims to optimize the *relative distance* among the anchor, the positive sample and the negative sample, which is formulated as:

$$\mathcal{L}_T = \max(0, m + d_p - d_n), \quad (2)$$

$$d_p = d(f_\theta(\mathbf{h}_a), f_\theta(\mathbf{h}_p)), \quad (3)$$

$$d_n = d(f_\theta(\mathbf{h}_a), f_\theta(\mathbf{h}_n)), \quad (4)$$

where m is a margin, $d(\cdot, \cdot)$ denotes the Euclidean distance function and $f_\theta(\cdot)$ is the embedding vector generated from the triplet network. However, there exist three main problems in the original triplet loss function. First, the original triplet loss pays more attention to the relative distance between d_p and d_n . When d_p and d_n are both large but their difference is small, the loss will be small. But our goal is to optimize absolute size of d_p and d_n . Second, the loss function considers all the samples are equally important, but their importance is empirically relevant to their distance to the anchor. Third, the margin is fixed and unique. However, different entity types generally correspond to regions with various sizes. To address these problems, we design an improved triplet loss as follows:

$$\mathcal{L}_{IT} = \frac{\alpha}{1 + e^{-(d_p - m_i)}} \cdot d_p + \frac{1 - \alpha}{1 + e^{-(m_i - d_n)}} \cdot \max(m_i - d_n, 0), \quad (5)$$

where α is a balancing weight and m_i denotes a learnable margin of entity type c_i . In Equation 5,

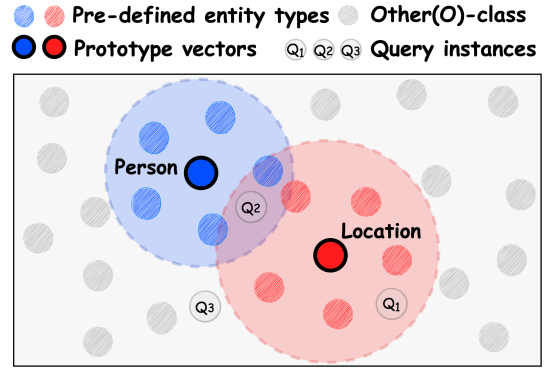


Figure 3: An example to illustrate the inference procedure in MeTNet. The dashed circles represent the regions of pre-defined entity types determined by adaptive margins. The labels of Q_1 , Q_2 and Q_3 are predicted to be Location, Person and O-class, respectively.

we separately optimize the *absolute distances* d_p and d_n . On the one hand, we directly minimize d_p . On the other hand, considering that each entity type uses a region to include positive samples, we thus maximize d_n by pushing the negative sample away from the region. Further, we assign different weights to samples based on their distances to anchors. Intuitively, the farther the positive samples or the closer the negative samples are to the anchors, the larger the weights should be given to amplify the loss. Finally, we set adaptive margins for different entity types, which play as region radiuses and control region sizes.

4.3 Inference

In the inference stage, most existing methods calculate the distances between a query instance and all the prototype vectors for both entity types and \circ -class, and predict the query instance to be in the class with the smallest distance. Different from these methods, our model avoids handling \circ -class directly. Instead, we make predictions based on the regions of entity types. As shown in Figure 3, the entity types `Person` and `Location` have their own regions controlled by different margins. When a query instance (e.g., Q_1) is only located in one region, we label it with the entity type corresponding to the located region; when a query instance (e.g., Q_2) is contained in multiple regions, we calculate its distances to different region centers and predict its entity type to be that with the smallest distance; when a query instance (e.g., Q_3) is outside all the regions, it is labeled with \circ -class.

4.4 Training Procedure

Inspired by MAML (Finn et al., 2017), we first update the model parameters θ with samples in the support set:

$$\theta' = \theta - \gamma \nabla_{\theta} \mathcal{L}_{IT}(\theta; \mathcal{S}), \quad (6)$$

where γ is the learning rate and \mathcal{S} represents the support set. With few-step updates, θ becomes θ' . Then based on θ' , the triplet network can map query instances and prototype vectors into a low-dimensional space that is much easier to classify. After that, we update the model parameters θ with samples in the query set:

$$\theta \leftarrow \theta - \beta \nabla_{\theta} \mathcal{L}_{IT}(\theta'; \mathcal{Q}), \quad (7)$$

where β is the meta learning rate and \mathcal{Q} represents the query set. This optimization simulates the testing process in the training stage and boosts the generalizability of the model to unseen classes with only few-step updates. The overall procedure of MeTNet is summarized in Appendix A.

5 Experiments

In this section, we comprehensively evaluate the performance of MeTNet in both in-domain and cross-domain settings. The in-domain setting indicates that both the training set and the test set come from the same domain, while the cross-domain setting indicates that they are from different domains.

5.1 Datasets

We use four public English datasets and one new Chinese dataset. Statistics of these datasets are given in Appendix B. For the English datasets, they are FEW-NER (Ding et al., 2021), WNUT17 (Derczynski et al., 2017), Restaurant (Liu et al., 2013) and Multiwoz (Budzianowski et al., 2018). Specifically, FEW-NER designs an annotation schema of 8 coarse-grained (e.g., “Person”) entity types and 66 fine-grained (e.g., “Person-Artist”) entity types, and constructs two tasks. One is FEW-NER-INTRA, where all the entities in the training set (source domain), validation set and test set (target domain) belong to different coarse-grained types. The other is FEW-NER-INTER, where only the fine-grained entity types are mutually disjoint in different sets. We conduct in-domain experiments on both tasks. To further validate the model’s generalizability on cross-domain tasks, we also use three NER datasets from different domains, namely WNUT17 (Social), Restaurant (Review) and Multiwoz (Dialogue).

We also construct and conduct experiments on a Chinese few-shot NER dataset, namely, FEW-COMM. The dataset consists of 66,165 product description texts that merchants display on a large e-commerce platform, including 140,936 entities and 92 pre-defined entity types. These entity types are various commodity attributes that are manually defined by domain experts, such as “material”, “color” and “origin”. Specifically, we first hire five well-trained annotators to label the texts in one month and then ask four domain experts to review and rectify the results. To the best of our knowledge, it is the first Chinese dataset specially constructed for few-shot NER. Due to the space limitation, please see Appendix C for more details on the dataset.

5.2 Baselines

We compare MeTNet with eight other few-shot NER models, which can be grouped into three categories: (1) *optimization-based methods*: MAML (Finn et al., 2017) which adapts to new classes by using support instances and optimizes the loss of the adapted model based on the query instances. (2) *nearest-neighbor-based methods*: NNShot (Yang and Katiyar, 2020) and StructShot (Yang and Katiyar, 2020). NNShot determines the tag of a query instance based on the word-level distance and StructShot further improves NNShot by an additional Viterbi decoder.

Method	FEW-NERD-INTER				FEW-NERD-INTRA				Average
	5-1	5-5	10-1	10-5	5-1	5-5	10-1	10-5	
MAML	38.52 \pm 0.67	49.86 \pm 0.33	30.20 \pm 0.78	33.39 \pm 0.49	30.14 \pm 0.53	38.38 \pm 0.41	23.05 \pm 0.45	28.52 \pm 0.59	34.01
NNShot	55.24 \pm 0.40	54.49 \pm 0.91	40.21 \pm 1.63	49.23 \pm 1.15	26.30 \pm 1.21	38.91 \pm 0.53	24.69 \pm 0.23	32.63 \pm 2.59	40.21
StructShot	53.65 \pm 0.54	56.50 \pm 1.17	46.86 \pm 0.53	53.25 \pm 0.97	30.88 \pm 0.96	42.80 \pm 0.51	27.25 \pm 0.84	33.56 \pm 1.06	43.10
PROTO	35.78 \pm 0.71	47.01 \pm 1.31	30.12 \pm 0.77	47.13 \pm 0.57	15.68 \pm 0.92	36.58 \pm 0.87	12.68 \pm 0.59	28.99 \pm 1.06	31.75
CONTaiNER [†]	55.95	61.83	48.35	57.12	40.43	53.70	33.84	47.49	49.84
ESD [†]	66.46 \pm 0.49	74.14 \pm 0.80	59.95 \pm 0.69	67.91 \pm 1.41	41.44 \pm 1.16	50.68 \pm 0.94	32.29 \pm 1.10	42.92 \pm 0.75	54.47
DecomMETA [†]	68.77 \pm 0.24	71.62 \pm 0.16	63.26 \pm 0.40	68.32 \pm 0.10	52.04 \pm 0.44	63.23 \pm 0.45	43.50 \pm 0.59	56.84 \pm 0.14	60.95
SpanProto [†]	73.36 \pm 0.18	75.19 \pm 0.77	66.26 \pm 0.33	70.39 \pm 0.63	54.49 \pm 0.39	65.89\pm0.82	45.39 \pm 0.72	59.37 \pm 0.47	63.80
MeTNet	74.42\pm0.61	76.28\pm0.32	67.91\pm0.68	71.96\pm0.35	55.79\pm0.23	65.41 \pm 0.35	47.18\pm0.89	60.71\pm0.17	64.96

Table 1: F1 scores (%) of 5-way 1-shot, 5-way 5-shot, 10-way 1-shot and 10-way 5-shot problems over FEW-NERD dataset. [†] denotes the results reported in Wang et al. (2022). We highlight the best results in bold.

Method	FEW-COMM			
	5-1	5-5	10-1	10-5
MAML	28.16 \pm 0.57	54.38 \pm 0.37	26.23 \pm 0.61	44.66 \pm 0.44
NNShot	48.40 \pm 1.27	71.55 \pm 1.37	41.75 \pm 0.93	67.91 \pm 1.51
StructShot	48.61 \pm 0.76	70.62 \pm 0.83	47.77 \pm 0.83	65.09 \pm 0.97
PROTO	22.73 \pm 0.86	53.95 \pm 0.98	22.17 \pm 0.90	45.81 \pm 0.99
CONTaiNER	57.13 \pm 0.47	63.38 \pm 0.68	51.87 \pm 0.58	60.98 \pm 0.71
ESD	65.37 \pm 0.79	73.29 \pm 0.95	58.32 \pm 0.89	70.93 \pm 1.01
DecomMETA	68.01 \pm 0.39	72.89 \pm 0.45	62.13 \pm 0.28	72.14 \pm 0.11
SpanProto	70.97 \pm 0.41	76.59 \pm 0.74	63.94 \pm 0.76	74.67 \pm 0.33
MeTNet	71.89\pm0.51	78.14\pm0.36	65.11\pm0.64	77.58\pm0.71

Table 2: F1 scores (%) of 5-way 1-shot, 5-way 5-shot, 10-way 1-shot and 10-way 5-shot problems over FEW-COMM dataset. We highlight the best results in bold.

(3) *prototype-based methods*: PROTO (Snell et al., 2017), CONTaiNER (Das et al., 2021), ESD (Wang et al., 2021), DecomMETA (Ma et al., 2022) and SpanProto (Wang et al., 2022). Specifically, DecomMETA addresses few-shot NER by sequentially tackling few-shot span detection and few-shot entity typing using meta-learning. SpanProto transforms the sequential tags into a global boundary matrix and leverage prototypical learning to capture the semantic representations. For more details of other baselines, see Appendix D.

5.3 Experiment Setup

We implemented MeTNet by PyTorch. The model is initialized by He initialization (He et al., 2015) and trained by AdamW (Loshchilov and Hutter, 2017). We run the model for 6,000 epochs with the learning rate 0.2 and the meta learning rate 0.0001 for the improved triplet loss on all the datasets. For the text encoder, we use the pre-trained bert-base-Chinese model for the FEW-COMM dataset and bert-base-uncased model for other datasets. In the triplet network, we use two feed-forward layers and we set the numbers of hidden units to 1024 and 512. We also

fine-tune the number T of iterations for updating parameters on the support set in each meta-task by grid search over $\{1, 3, 5, 7, 9\}$ and set it to 3 on all the datasets. Moreover, We set the balancing weight α to 0.3 by grid search over $\{0.1, 0.3, 0.5, 0.7, 0.9\}$. For a fair comparison, we substitute the text encoder as that of MeTNet for all the baselines, use the original codes released by their authors and fine-tune the parameters of the models. We run all the experiments on a single NVIDIA v100 GPU. Following Ding et al. (2021), we evaluate the model performance based on 500 meta-tasks in meta-testing and report the average micro F1-score over 5 runs. We utilize the I-O schema in our experiments, using I-type to denote all the words of a named entity and O to denote other words. For more details of hyper-parameters, see Appendix E.

5.4 Results

In-domain Experiments The results of in-domain experiments in 1-shot and 5-shot settings on FEW-NERD dataset are shown in Table 1. From the table, MeTNet consistently outperforms all the baselines on the average F1 score. For example, compared with SpanProto, MeTNet achieves 1.16% improvements on the average F1 score; when compared against the PROTO model, MeTNet leads by 33.21% on the average F1 score, which clearly demonstrates that our model is very effective in improving PROTO. On the FEW-COMM dataset (as shown in Table 2), our model also achieves the best performance across all the settings. All these results show that MeTNet, which learns adaptive margins by an improved triplet network, can perform reasonably well.

Cross-domain Experiments We train models on FEW-NERD-INTER (General) as the source domain and test our models on WNUT (Social

Method	WNUT		Restaurant		Multiwoz		Average	
	5-1	5-5	5-1	5-5	5-1	5-5	5-1	5-5
MAML	17.77 \pm 0.67	23.69 \pm 0.71	17.53 \pm 0.83	22.81 \pm 0.77	20.82 \pm 1.01	23.61 \pm 0.87	18.71	23.37
NNShot	15.93 \pm 0.61	23.78 \pm 0.67	19.37 \pm 0.73	32.83 \pm 0.89	27.77 \pm 0.91	42.19 \pm 1.03	21.02	32.93
StructShot	17.29 \pm 1.01	25.18 \pm 0.96	20.75 \pm 1.07	34.18 \pm 1.18	30.79 \pm 1.21	44.01 \pm 1.31	22.46	34.08
PROTO	13.04 \pm 0.71	23.20 \pm 0.93	15.68 \pm 1.01	32.71 \pm 1.07	22.09 \pm 0.81	41.78 \pm 0.79	16.94	32.56
CONTaiNER	18.15 \pm 1.17	19.54 \pm 1.09	27.74 \pm 0.89	33.41 \pm 0.97	34.88 \pm 2.03	41.92 \pm 1.93	26.92	31.62
ESD	19.24 \pm 0.87	26.00 \pm 0.96	24.53 \pm 1.03	37.85 \pm 0.97	35.81 \pm 1.87	42.88 \pm 1.05	26.53	35.58
DecomMETA	20.98 \pm 0.11	31.17 \pm 0.16	29.75 \pm 0.27	41.13 \pm 0.19	33.79 \pm 0.22	47.01 \pm 0.36	28.17	39.77
SpanProto	21.94 \pm 0.15	32.97 \pm 0.15	27.75 \pm 0.17	39.15 \pm 0.21	36.17 \pm 0.23	45.32 \pm 0.35	28.62	39.15
MeTNet	23.04\pm0.78	34.32\pm0.74	33.01\pm0.63	46.43\pm0.57	41.12\pm0.53	52.73\pm0.79	32.39	44.49

Table 3: F1 scores (%) of 5-way 1-shot, 5-way 5-shot problems over three datasets for cross-domain experiments. We highlight the best results in bold.

Method	FEW-NERD-INTER				FEW-NERD-INTRA				FEW-COMM			
	5-1	5-5	10-1	10-5	5-1	5-5	10-1	10-5	5-1	5-5	10-1	10-5
MeTNet-piw	64.53	65.71	55.85	56.27	44.17	53.68	33.53	43.71	60.46	67.69	50.75	65.47
MeTNet-piw-rtn	54.87	65.04	43.15	55.89	35.37	49.57	29.23	41.48	53.13	62.89	46.72	63.09
MeTNet-otl	69.73	72.91	57.70	64.31	45.28	60.21	36.61	48.56	64.25	74.52	55.71	73.97
MeTNet-w/o-MAML	72.54	73.16	65.73	70.51	53.52	61.37	43.51	54.36	70.19	72.94	61.18	74.03
MeTNet	74.42	76.28	67.91	71.96	55.79	65.41	47.18	60.71	71.89	78.14	65.11	77.58

Table 4: Ablation study: F1 scores (%) of 5-way 1-shot, 5-way 5-shot, 10-way 1-shot and 10-way 5-shot classification over FEW-NERD and FEW-COMM datasets. “rtn” means removing triplet network, “piw” means using previous inference way and “otl” means using original triplet loss. We highlight the best results in bold.

Media), Restaurant (Review) and Multiwoz (Dialogue), respectively. All the three datasets are in different domains from that of FEW-NERD-INTER. Since there is a large generalization gap between the training and test distributions, cross-domain experiments are generally more challenging than in-domain ones. Table 3 shows the results. From the table, we see that our model performs very well in both the 1-shot and 5-shot settings. This clearly shows the generalizability of our model.

5.5 Ablation Study

We conduct an ablation study to understand the characteristics of the main components of MeTNet. To show the importance of the proposed margin-based inference method, one variant generates prototype vectors for both entity types and O-class. In the inference stage, it computes the distance between a query instance and all these prototype vectors, and predict the query instance to be in the class with the smallest distance, which is similar as previous methods. We call this variant **MeTNet-piw** (use **previous inference way**). To study the importance of the triplet network in mapping prototype vectors and samples into a low-dimensional

space that is easier to classify, we further remove the triplet network and replace it with a fully-connected layer. Due to the removal of the triplet network, adaptive margins cannot be learned, so we adopt the same inference procedure as in MeTNet-piw. We call this variant **MeTNet-piw-rtn** (use **previous inference way** and **remove triplet network**). To show the importance of the improved triplet loss, we replace it with the original triplet loss and call this variant **MeTNet-otl**² (**original triplet loss**). Finally, we remove the MAML training procedure to explore the impact of MAML on the model and call this variant **MeTNet-w/o-MAML**.

The results of ablation study are shown in Table 4. From the table, we observe: (1) MeTNet beats MeTNet-piw clearly. For example, in 5-way 1-shot problem on the FEW-COMM dataset, the F1 score of MeTNet is 71.89% while that of MeTNet-piw is only 60.46%. This shows that the margin-based inference can effectively enhance the model performance. (2) The advantage of MeTNet-piw over MeTNet-piw-rtn across all the datasets further shows that the triplet network can learn better em-

²We fine-tune the margin m in MeTNet-otl by grid search over {1, 3, 5, 7, 9} and set it to 5.

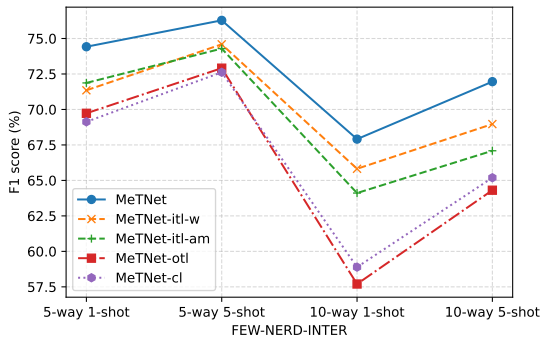


Figure 4: F1 scores (%) of 5-way 1-shot, 5-way 5-shot, 10-way 1-shot and 10-way 5-shot classification over FEW-NERD-INTER datasets. “-itl-w” means using the improved triplet loss without important weights to samples; “-itl-am” represents using the improved triplet loss without adaptive margins (use a fixed margin instead); “-otl”² denotes using the original triplet loss and “-cl” represents using contrastive loss (Hadsell et al., 2006).

beddings for samples with different classes in the low-dimensional space. (3) MeTNet leads MeTNet-otl in all the classification tasks. This demonstrates that our improved triplet loss is highly effective. (4) Compared against MeTNet-w/o-MAML, MeTNet leads by 3.55% on the average F1 score, which shows the importance of MAML to the model.

5.6 Loss Function Analysis

We next conduct an in-depth experiment for loss functions on FEW-NERD-INTER dataset. The results are shown in Figure 4. From the results, we see that MeTNet beats MeTNet-itl-w clearly, which demonstrates that it is effective that we assign different weights to samples based on their distances to anchors. Further, MeTNet leads MeTNet-itl-am, which shows that adaptive margins effectively enhance the model performance. Moreover, compared with other loss functions (e.g. original triplet loss (Hoffer and Ailon, 2015) and contrastive loss (Hadsell et al., 2006)), we see that MeTNet leads them in all the classification tasks, which indicates that our improved triplet loss is highly effective. For other datasets, we observe similar results that are deferred to Appendix F.

5.7 Visualization

Figure 5 visualizes the word-level representations of a query set generated by PROTO and MeTNet in the 5-way 1-shot and 5-way 5-shot settings on the FEW-NERD-INTER dataset. Note that PROTO




Figure 5: t-SNE visualizations on the FEW-NERD-INTER test sets. The representations are obtained from PROTO and MeTNet. The dashed circles represent the regions determined by adaptive margins.

generates prototype vectors for both entity types and \circ -class, while MeTNet only generates that for entity types. From the figure, we see that words in \circ -class are widely distributed, so using a prototype vector to represent \circ -class is insufficient. For those samples closer to other prototype vectors, they are easily misclassified. Instead of representing \circ -class with a prototype vector, MeTNet addresses the problem by learning adaptive margins for entity types only and using a margin-controlled region to make prediction. Samples outside these regions are labeled with \circ -class. Further, our method MeTNet can generate word embeddings that are clearly separated, which further explains the effectiveness of MeTNet.

6 Conclusion

In this paper, we studied the few-shot NER problem and proposed MeTNet, which is a meta-learning triplet network with adaptive margins. As a prototype-based method, MeTNet uses a triplet network to map samples and prototype vectors into a low-dimensional space that is easier to be classified. Further, to solve the problem that \circ -class is semantically complex and thus hard to be represented by a prototype vector, MeTNet only generates prototype vectors for entity types. We designed an improved triplet loss function with adaptive margins. We also presented a margin-based inference procedure to predict the label of a query instance. We performed extensive experiments in both in-

domain and cross-domain settings. Experimental results show that MeTNet can achieve significant performance gains over other state-of-the-art methods. In particular, we released the first Chinese few-shot NER dataset FEW-COMM from a large-scale e-commerce platform, which aims to provide more insight for future study on few-shot NER.

Ethics Statement

The proposed method has no obvious potential risks. All the scientific artifacts used/created are properly cited/licensed, and the usage is consistent with their intended use. The paper collects a new dataset FEW-COMM, which does not contain any sensitive information. The dataset is keeping with the rules and reviewed by experts to ensure that it does not create additional risks. Also, we open up our codes and hyperparameters to facilitate future reproduction without repeated energy cost.

References

- Paweł Budzianowski, Tsung-Hsien Wen, Bo-Hsiang Tseng, Inigo Casanueva, Stefan Ultes, Osman Ramadan, and Milica Gašić. 2018. Multiwoz—a large-scale multi-domain wizard-of-oz dataset for task-oriented dialogue modelling. *arXiv preprint arXiv:1810.00278*.
- Xiang Chen, Ningyu Zhang, Lei Li, Xin Xie, Shumin Deng, Chuanqi Tan, Fei Huang, Luo Si, and Huanjun Chen. 2021. Lightner: A lightweight generative framework with prompt-guided attention for low-resource ner. *arXiv preprint arXiv:2109.00720*.
- Ganqu Cui, Shengding Hu, Ning Ding, Longtao Huang, and Zhiyuan Liu. 2022. Prototypical verbalizer for prompt-based few-shot tuning. *arXiv preprint arXiv:2203.09770*.
- Leyang Cui, Yu Wu, Jian Liu, Sen Yang, and Yue Zhang. 2021. Template-based named entity recognition using bart. In *Findings of ACL*, pages 1835–1845.
- Sarkar Snigdha Sarathi Das, Arzoo Katiyar, Rebecca J Passonneau, and Rui Zhang. 2021. Container: Few-shot named entity recognition via contrastive learning. *arXiv preprint arXiv:2109.07589*.
- Leon Derczynski, Eric Nichols, Marieke van Erp, and Nut Limsopatham. 2017. Results of the wnut2017 shared task on novel and emerging entity recognition. In *W-NUT*, pages 140–147.
- Jacob Devlin, Ming-Wei Chang, Kenton Lee, and Kristina Toutanova. 2018. Bert: Pre-training of deep bidirectional transformers for language understanding. *arXiv preprint arXiv:1810.04805*.
- Ning Ding, Guangwei Xu, Yulin Chen, Xiaobin Wang, Xu Han, Pengjun Xie, Haitao Zheng, and Zhiyuan Liu. 2021. Few-nerd: A few-shot named entity recognition dataset. In *ACL*, pages 3198–3213.
- Chelsea Finn, Pieter Abbeel, and Sergey Levine. 2017. Model-agnostic meta-learning for fast adaptation of deep networks. In *ICML*, pages 1126–1135.
- Alexander Fritzier, Varvara Logacheva, and Maksim Kretov. 2019. Few-shot classification in named entity recognition task. In *SAC*, pages 993–1000.
- Marta Garnelo, Dan Rosenbaum, Christopher Maddison, Tiago Ramalho, David Saxton, Murray Shanahan, Yee Whye Teh, Danilo Rezende, and SM Ali Eslami. 2018. Conditional neural processes. In *ICML*, pages 1704–1713.
- Raia Hadsell, Sumit Chopra, and Yann LeCun. 2006. Dimensionality reduction by learning an invariant mapping. In *CVPR*, volume 2, pages 1735–1742.
- Kaiming He, Xiangyu Zhang, Shaoqing Ren, and Jian Sun. 2015. Delving deep into rectifiers: Surpassing human-level performance on imagenet classification. In *ICCV*, pages 1026–1034.
- Elad Hoffer and Nir Ailon. 2015. Deep metric learning using triplet network. In *SIMBAD*, pages 84–92.
- Timothy M. Hospedales, Antreas Antoniou, Paul Micaelli, and Amos J. Storkey. 2020. Meta-learning in neural networks: A survey. *CoRR*, abs/2004.05439.
- Yutai Hou, Wanxiang Che, Yongkui Lai, Zhihan Zhou, Yijia Liu, Han Liu, and Ting Liu. 2020. Few-shot slot tagging with collapsed dependency transfer and label-enhanced task-adaptive projection network. In *ACL*, pages 1381–1393.
- Jiaxin Huang, Chunyuan Li, Krishan Subudhi, Damien Jose, Shobana Balakrishnan, Weizhu Chen, Baolin Peng, Jianfeng Gao, and Jiawei Han. 2021. Few-shot named entity recognition: An empirical baseline study. In *EMNLP*, pages 10408–10423.
- Gregory Koch, Richard Zemel, and Ruslan Salakhutdinov. 2015. Siamese neural networks for one-shot image recognition. In *ICML deep learning workshop*, volume 2.
- Jingjing Liu, Panupong Pasupat, Scott Cyphers, and Jim Glass. 2013. Asgard: A portable architecture for multilingual dialogue systems. In *ICASSP*, pages 8386–8390.
- Ilya Loshchilov and Frank Hutter. 2017. Fixing weight decay regularization in adam. *CoRR*, abs/1711.05101.
- Ruotian Ma, Xin Zhou, Tao Gui, Yiding Tan, Qi Zhang, and Xuanjing Huang. 2021. Template-free prompt tuning for few-shot ner. *arXiv preprint arXiv:2109.13532*.

- Tingting Ma, Huiqiang Jiang, Qianhui Wu, Tiejun Zhao, and Chin-Yew Lin. 2022. Decomposed meta-learning for few-shot named entity recognition. *arXiv preprint arXiv:2204.05751*.
- Nikhil Mishra, Mostafa Rohaninejad, Xi Chen, and Pieter Abbeel. 2017. A simple neural attentive meta-learner. *arXiv preprint arXiv:1707.03141*.
- Tsendsuren Munkhdalai and Hong Yu. 2017. Meta networks. In *ICML*, pages 2554–2563.
- Alex Nichol, Joshua Achiam, and John Schulman. 2018. On first-order meta-learning algorithms. *arXiv preprint arXiv:1803.02999*.
- Alan Ritter, Mausam, Oren Etzioni, and Sam Clark. 2012. Open domain event extraction from twitter. In *KDD*, pages 1104–1112.
- Adam Santoro, Sergey Bartunov, Matthew Botvinick, Daan Wierstra, and Timothy Lillicrap. 2016. Meta-learning with memory-augmented neural networks. In *ICML*, pages 1842–1850.
- Jake Snell, Kevin Swersky, and Richard S. Zemel. 2017. Prototypical networks for few-shot learning. In *NIPS*, pages 4077–4087.
- Flood Sung, Yongxin Yang, Li Zhang, Tao Xiang, Philip HS Torr, and Timothy M Hospedales. 2018. Learning to compare: Relation network for few-shot learning. In *CVPR*, pages 1199–1208.
- Meihan Tong, Shuai Wang, Bin Xu, Yixin Cao, Minghui Liu, Lei Hou, and Juanzi Li. 2021. Learning from miscellaneous other-class words for few-shot named entity recognition. *arXiv preprint arXiv:2106.15167*.
- Oriol Vinyals, Charles Blundell, Timothy Lillicrap, Koray Kavukcuoglu, and Daan Wierstra. 2016. Matching networks for one shot learning. *arXiv preprint arXiv:1606.04080*.
- Jianing Wang, Chengyu Wang, Chuanqi Tan, Minghui Qiu, Songfang Huang, Jun Huang, and Ming Gao. 2022. Spanproto: A two-stage span-based prototypical network for few-shot named entity recognition. *arXiv preprint arXiv:2210.09049*.
- Peiyi Wang, Runxin Xu, Tianyu Liu, Qingyu Zhou, Yunbo Cao, Baobao Chang, and Zhifang Sui. 2021. An enhanced span-based decomposition method for few-shot sequence labeling. *CoRR*, abs/2109.13023.
- Sam Wiseman and Karl Stratos. 2019. Label-agnostic sequence labeling by copying nearest neighbors. In *ACL*, pages 5363–5369.
- Yi Yang and Arzoo Katiyar. 2020. Simple and effective few-shot named entity recognition with structured nearest neighbor learning. In *EMNLP*, pages 6365–6375.

A Pseudocode

The pseudocode of MeTNet training procedure is summarized in Algorithms 1.

Algorithm 1 MeTNet Training Procedure

Input: Training data $\{\mathcal{D}_{train}, \mathcal{Y}_{train}\}$; ep epochs and the number T of iterations of the model updated by the support set in a task; N classes in the support set or the query set; K samples in each class in the support set and L samples in each class in the query set; the pre-trained BERT parameter ϕ ; the model parameter θ ; the set \mathcal{M} of adaptive margins;

Output: ϕ , θ and \mathcal{M} after training;

- 1: Randomly initialize θ and \mathcal{M} ;
- 2: **for** each $i \in [1, ep]$ **do**
- 3: $\mathcal{Y} \leftarrow \text{Sample}(\mathcal{Y}_{train}, N)$;
- 4: $\mathcal{S}, \mathcal{Q} \leftarrow \emptyset, \emptyset$;
- 5: **for** $y \in \mathcal{Y}$ **do**
- 6: $\mathcal{S} \leftarrow \mathcal{S} \cup \text{Sample}(\mathcal{D}_{train}\{y\}, K)$;
- 7: $\mathcal{Q} \leftarrow \mathcal{Q} \cup \text{Sample}(\mathcal{D}_{train}\{y\} \setminus \mathcal{S}, L)$;
- 8: **end for**
- 9: $\mathcal{H}_S, \mathcal{H}_Q \leftarrow \text{BERT}_\phi(\mathcal{S}), \text{BERT}_\phi(\mathcal{Q})$;
- 10: $\mathcal{H}_P \leftarrow \emptyset$;
- 11: **for** $y \in \mathcal{Y}$ **do**
- 12: $\mathcal{H}_P \leftarrow \mathcal{H}_P \cup \text{mean}(\mathcal{H}_S\{y\})$;
- 13: **end for**
- 14: **for** $t \in T$ **do**
- 15: Construct triples by $\mathcal{H}_S, \mathcal{H}_P$;
- 16: Input triples to the triplet network;
- 17: Calculate \mathcal{L}_{IT} by Equation 5;
- 18: Update θ to θ' by Equation 6;
- 19: **end for**
- 20: Construct triples by $\mathcal{H}_Q, \mathcal{H}_P$;
- 21: Input triples to the triplet network;
- 22: Calculate \mathcal{L}_{IT} by Equation 5;
- 23: Update ϕ and θ based on θ' by Equation 7;
- 24: **end for**
- 25: **return** ϕ , θ and \mathcal{M}

B Statistics of Datasets

Datasets	# Sentences	# Entities	# Classes	Domain
FEW-COMM	66.2k	140.9k	92	Commodity
FEW-NERD	188.2k	491.7k	66	General
WNUT	4.7k	3.1k	6	Social Media
Restaurant	9.2k	15.3k	8	Review
Multiwoz	23.0k	20.7k	14	Dialogue

Table 5: Statistics of datasets. # Classes corresponds to the number of pre-defined entity types in a dataset.

We use four public English datasets and one new Chinese dataset we proposed. Statistics of these datasets are given in Table 5.

C FEW-COMM

C.1 Entity types

As introduced in Section 5.1 of the main text, FEW-COMM is manually annotated with 92 pre-defined

entity types, and we list all the types and the number of samples belonging to each type in Table 6. We find that since FEW-COMM is collected from real application scenarios, there is a long-tailed distribution problem, which is a common problem in real scenarios. How to overcome the influence of long-tailed distribution on the model is a crucial research direction.

C.2 Splits

We divided the training set, validation set and test set in a ratio of 6:2:2. Among them, the training set includes 55 entity types, the validation set includes 18 entity types, and the test set includes 19 entity types. The entity types contained in the three sets are disjoint.

C.3 Examples

We provide some examples on FEW-COMM dataset for further understanding, which is shown in Table 7.

D Baselines

We compare MeTNet with eight other few-shot NER models.

- **MAML** (Finn et al., 2017) adapts to new classes by using support instances and optimizes the loss of the adapted model based on the query instances.
- **NNShot** (Yang and Katiyar, 2020) determines the tag of a query instance based on the word-level distance.
- **StructShot** (Yang and Katiyar, 2020) further improves NNShot by an additional Viterbi decoder.
- **PROTO** (Snell et al., 2017) computes the prototype vector by averaging all the sample embeddings in the support set for each class.
- **CONTaiNER** (Das et al., 2021) proposes a contrastive learning method that optimizes the inter-token distribution distance for few-shot NER.
- **ESD** (Wang et al., 2021) uses various types of attention based on PROTO to improve the model performance.

Table 6: All the pre-defined entity types and the number of samples belonging to each type in FEW-COMM dataset.

Entity types	# Samples	Entity types	# Samples	Entity types	# Samples	Entity types	# Samples
其他属性	44259	功能功效	13412	材质	11126	适用人群	9483
颜色	6955	产地	4959	适用对象	2520	成分	2356
适用季节	1791	品质等级	1671	接口	1379	适用时间	1292
运输服务	1245	型号	1210	商品特色	1135	国产/进口	920
分类	897	形状形态	874	香型	860	组合形式	808
适用性别	801	连接方式	786	控制方式	706	领型	697
甜度	674	适用品牌	636	送礼对象	614	供电方式	585
面料材质	569	风味	564	大小	550	口感	546
系列	530	筒高	510	造型	503	厚度	486
是否有机	483	技术类型	478	厚薄	472	填充材质	469
适用运营商	466	袖长	465	适用车型	462	糖含量	460
光度	457	脂肪含量	456	是否带盖	451	加热方式	447
长短	444	版型	441	适用衣物	440	资质认证	439
外观	436	消毒方式	430	是否清真	430	部位	428
是否净洗	426	长度	426	适用生肖	426	配件类型	424
袖型	422	果肉颜色	419	适用空间	419	适用燃料	416
适用星座	415	酸碱度	413	剂型	413	锅底类型	412
销售方式	412	鞋垫材质	410	适用人数	406	裙型	404
定制服务	403	存储容量	403	成熟状态	403	是否去皮	402
是否去骨	402	冲泡方式	402	赠品	401	宽度	401
裤长	401	粗细	401	礼盒类型	400	结构	400
色系	399	净含量	376	发酵程度	321	抽数	214
保质期	86	内容	44	段位	40	装订方式	11

Table 7: Examples in FEW-COMM dataset. We marked the entities with the corresponding entity types.

日本[产地] 黑色[颜色] 数字帆布[材质] 烧饼包灯芯绒[材质] 钱包证件包对开简约大容量[功能功效] 笔袋
春夏[适用季节] 爆款纯色[颜色] 男女通用[适用性别] 防晒冰袖套跑男[其他属性] 骑行紫外线护臂【蓝色[颜色] 直筒[版型] 无指盒装】
洁丽雅 (grace) 浴巾a类纯棉[材质] 加大加厚[其他属性] 成人[适用人群] 家用柔软吸水[功能功效]
精品[品质等级] 靠慕情趣内衣女式[适用性别] 性感透明[颜色] 诱惑镂空蕾丝[材质] 刺绣薄纱[其他属性] 7114/2
金丝绒[材质] 阔腿裤秋冬[适用季节] 加绒[其他属性] 高腰垂感宽松直筒[版型] 显瘦[功能功效] 百搭休闲拖地长裤子
绳子拉车绳货车[适用车型] 刹车绳子捆绑带拖车绳紧绳器马扎耐磨[功能功效] 尼龙[材质] 扁带拉紧加粗20米
情趣丝袜修腿显瘦[功能功效] 蕾丝[材质] 花边白色长筒丝袜高筒[筒高] 情趣连体袜子
电动电瓶车头盔灰[颜色] 女士[适用性别] 夏季[适用季节] 半盔防晒全盔可爱夏天轻便[其他属性] 安全帽/个
棉拖鞋女士[适用性别] 家居室内厚底防滑月子鞋冬季[适用季节] 毛绒[材质] 保暖情侣[适用人群] 棉鞋红色[颜色]
时尚布艺围裙厨房无袖[袖长] 口袋围腰成人[适用人群] 格子围裙
【心中最爱】-33朵玫瑰爱心礼盒[形状形态] 鲜花-送爱人[送礼对象] 花店送花上门[运输服务]
泳帽女士[适用性别] 长发防水[功能功效] 护耳游泳硅胶[材质] 布帽舒适[其他属性] 不勒头帽子游泳泡温泉1个
airism宽松圆领[领型] t恤(五分袖[袖长] 黑色[颜色])
中啡冷萃[冲泡方式] 速溶即溶纯黑[颜色] 小罐胶囊2gx16颗/盒

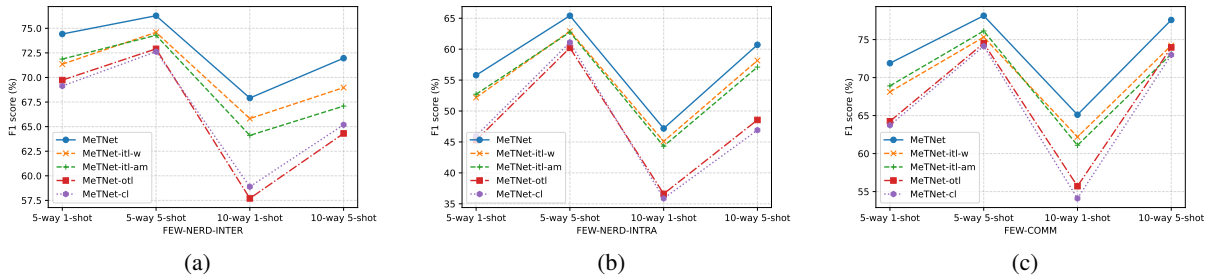


Figure 6: F1 scores (%) of 5-way 1-shot, 5-way 5-shot, 10-way 1-shot and 10-way 5-shot classification. “-itl-w” means using the improved triplet loss without important weights to samples; “-itl-am” represents using the improved triplet loss without adaptive margins (use a fixed margin instead); “-otl” denotes using the original triplet loss and “-cl” represents using contrastive loss (Hadsell et al., 2006).

- **DecomMETA** (Ma et al., 2022) addresses few-shot NER by sequentially tackling few-shot span detection and few-shot entity typing using meta-learning.
- **SpanProto** (Wang et al., 2022) transforms the sequential tags into a global boundary matrix and leverage prototypical learning to capture the semantic representations.

E Details of Hyper-parameters

Hyper-parameters	Scope
Meta Learning Rate β	$\{1e-5, \mathbf{1e-4}, 1e-3, 1e-2, 1e-1\}$
Learning Rate γ	$\{0.1, \mathbf{0.2}, 0.3, 0.4, 0.5\}$
Iterations on the support set T	$\{1, \mathbf{3}, 5, 7, 9\}$
Balancing Weight α	$\{0.1, \mathbf{0.3}, 0.5, 0.7, 0.9\}$
Dropout Rate ϵ	$\{\mathbf{0.1}, 0.2, 0.3\}$
Batch Size BS	$\{1, 2, 3, 4, 5\}$

Table 8: The searching scope for all hyper-parameters. We highlight the best settings in bold. Note that the batch size in the N -way K -shot setting represents the number of episodes in one batch.

The searching scope of each hyper-parameter is shown in Table 8. The model is initialized by He initialization (He et al., 2015) and trained by AdamW (Loshchilov and Hutter, 2017). We run the model for 6,000 epochs with the learning rate 0.2 and the meta learning rate 0.0001 for the improved triplet loss on all the datasets. For the text encoder, we use the pre-trained bert-base-Chinese model for the FEW-COMM dataset and bert-base-uncased model for other datasets. In the triplet network, we use two feed-forward layers and we set the numbers of hidden units to 1024 and 512. We also fine-tune the number T of iterations for updating parameters on the support set in each meta-task by grid search

over $\{1, 3, 5, 7, 9\}$ and set it to 3 on all the datasets. Moreover, We set the balancing weight α to 0.3 by grid search over $\{0.1, 0.3, 0.5, 0.7, 0.9\}$. We run all the experiments on a single NVIDIA v100 GPU. Following Ding et al. (2021), we evaluate the model performance based on 500 meta-tasks in meta-testing and report the average micro F1-score over 5 runs. We utilize the IO schema in our experiments, using I-type to denote all the words of a named entity and O to denote other words.

F Loss Function Analysis

We conduct an in-depth experiment for the loss function. The results are shown in Figure 6. From the results, we see that MeTNet beats MeTNet-itl-w and MeTNet-itl-am clearly, which demonstrates that the our improvements including sample weights and adaptive margins effectively enhance the model performance. Further, compared with other loss functions (e.g. triplet loss (Hoffer and Ailon, 2015) and contrastive loss (Hadsell et al., 2006)), we see that MeTNet leads them in all the classification tasks, which demonstrates that our improved triplet loss is highly effective.