

Fast Blind Audio Copy-Move Detection and Localization Using Local Feature Tensors in Noise

Dong Yang, Mingle Liu, Muyong Cao

GVoice Team, Tencent

Abstract—The increasing availability of audio editing software altering digital audios and their ease of use allows create forgeries at low cost. A copy-move forgery (CMF) is one of easiest and popular audio forgeries, which created by copying and pasting audio segments within the same audio, and potentially post-processing it. Three main approaches to audio copy-move detection exist nowadays: samples/frames comparison, acoustic features coherence searching and dynamic time warping. But these approaches will suffer from computational complexity and/or sensitive to noise and post-processing. In this paper, we propose a new local feature tensors-based copy-move detection algorithm that can be applied to transformed duplicates detection and localization problem to a special locality sensitive hash like procedure. The experimental results with massive online real-time audios datasets reveal that the proposed technique effectively determines and locating copy-move forgeries even on a forged speech segment are as short as fractional second. This method is also computational efficient and robust against the audios processed with severe nonlinear transformation, such as resampling, filtering, jittering, compression and cropping, even contaminated with background noise and music. Hence, the proposed technique provides an efficient and reliable way of copy-move forgery detection that increases the credibility of audio in practical forensics applications.

Index Terms—Audio forensics, audio forgery, authentication, blind detection, copy-move, local feature tensors

I. INTRODUCTION

IN recent years, the real-time communication (RTC) services and the Text-To-Speech (TTS) technology have matured which are fueled by the sophisticated modern digital audio techniques, are moving into the industrial audio application, particularly in online multiplayer battle royale game, such as PUBG, have had a massive amount of real-time audio communication content every day. Copy-move forgery is a popular audio tampering method. Although in most cases the audio been tampered only for entertainment, in other cases the manipulated audios may be for malicious intention, with business, political and forensic purpose, for example, replaying a prerecorded audio in real-time communication scenarios to broadcast porn advertisement a. Another case is that a prerecorded conversation can be forged and

replayed for digital account access & control by duping voice biometrics systems. These forms of change and mingle of the audios violate the privacy and pose threats to public security. Automatically detecting and assessing the integrity of digital audio is therefore indispensable. Copy-move forgery audio is usually perceptibly unnoticeable to human being because the forgery audios usually derived from the real prerecorded recording and processing with ready smart audio editing tools (e.g., Audio Audition). Moreover, the speech recordings captured in daily life can be long while the tampered, copy-move and spliced part in audio recording may be very short and sparse in time and therefore the detection of copy-move forgery is difficult through hearing or visual analysis of the spectrogram, especially impossible for online RTC real-time audio data of massive amount. In addition, post-processing manipulations, such as such as resampling, filtering, jittering, compression and cropping, even contaminated with background noise and music make it more difficult to detect.

In recent years, research for detecting forgery in digital audios have received growing attention from many scholars, and many works about audio forensics has been reported [1]. Most of the existing forgery detection techniques can be broadly classified into two into active or passive/blind techniques. Active techniques, namely the steganography techniques, verify the integrity of audio by auxiliary information embedded in, for instance, digital signature and digital watermarking. However, the embedded prior information of audios in most scenarios is inconsistent or even unsupported for different capture devices; hence, such techniques become impractical for large scale heterogeneous devices system, for example handsets. By contrast, passive techniques [2] [3] are considered more practical because they verify the authenticity of the audio by analyzing its contents and structure. Compare to active detection method, passive techniques are a more difficult task. Moreover, localization of a tampered region in a forgery audio is more challenging compared to detection only. Q. Yans et al in the paper [4] [5] proposed the acoustic features similarities-based copy-move forgeries detecting method. F. Wang et al in [6] presented Discrete cosine transforms (DCT) and Singular Value Decomposition (SVD) technique. Z. Liu et al in [7]

This paper was produced by the GVoice from Tencent Group, China. They are in Shanghai & Shenzhen.

discussed Pearson Correlation Coefficient (PCCs) based method in DFT domain to verify the similarity between audio segments and then detect copy-move. D. Kirovski et al in [8] investigated similarity between two audio sequences by MFCC and Dynamic Time Warping (DTW) as the measurement of copy-move forgery. M. Imran et al in [3] compare the histograms computed via 1-D local binary pattern operator to identify locations of copy-move forgery. The main drawbacks of the existing copy-move forgery detection methods can be summarized as follows:

1) these methods by default assume the audio is speech, accordingly these algorithms rely on human speech features, such as pitch and voice activity information. Moreover these methods mostly are based on similarity computation by PCCs or DTW distance, thus results effort to hyper-parameter tuning and thresh manipulation in these algorithms. It is very difficult (even impossible) to find a universal approach and associated parameters applicable for all audio, therefore it limits the scope of application.

2) these methods can work well in audio recordings without or only light post-processing, but they may be sensitive to severe post-processing attacks, particularly in RTC scenario when audio was processed with aggressive post-processing modules, such as Acoustic Echo Suppression (AES) and Noise Suppression(NS). Hence these methods are impractical to complex industrial application.

3) Most of these methods address copy-move detection but few to discuss the localization and alignment of tampered areas precisely (frame or sample level).

The primary purpose of this paper is to develop a novel digital audio forensics technique that blindly detect audio copy-move forgery and locate tampered area precisely. In this work, a blind robust copy-move detection algorithm base on local features tensors that can be applied to transformed duplicates detection and localization problem to a special locality sensitive hash like procedure is proposed. Fig. 1 presents the framework of our proposed audio forgery detection scheme, which follows a neat workflow, namely, 1) key-points searching; 2) features tensor extraction; and 3) forgery detection and localization. Our main contribution lies in complete new framework and designing novel and sophisticated solutions for all these three steps.

At the first stage, we design a simple yet effective way to extract a sufficient number of key-points to abstract the audio time-frequency (T-F) domain information. At the second stage, a novel feature tensors extraction and virtual key-points reconstruction strategy is proposed to solve the feature matching problems over a massive number of tensors combinations and key-points missing problem caused by post-processing attacks respectively. At the third stage, a efficient iterative feature tensors matching and a copy-move localization technique are suggested.

By fully exploiting the T-F properties and vector

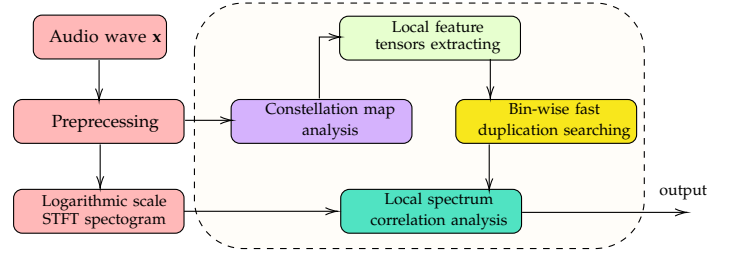


Fig. 1: Flowchart for process of the proposed approach

space information of each feature tensors, our proposed method achieves very accurate detection results at considerably lowered computational cost. Extensive experimental results demonstrate that the proposed design leads to a higher True Positive Rate (TPR) and a lower False Positive Rate (FPR) simultaneously in most of the cases, compared with both the existing schemes. Our approach can fit to both offline and online detection as well as localization thus it is potential to use for synchronization or alignment of signals, e.g. alignment of reference and microphone signal for Acoustic Echo Cancellation (AEC) in VoIP application.

The rest of his paper is organized as follows. In Section II, we first revisit the issues about audio copy-move forgery and then show the framework of our proposed scheme; The experimental results are presented in Section III, followed by conclusion in Section VI.

II. PROPOSED APPROACH

In this section, via revisiting the important issues involved in audio copy move forgery we first give the framework of our proposed scheme. The search and localization of duplicated segments in the audio is computed in the logarithmic scale of Discrete Short Time Fourier Transform (*STFT*) magnitude spectrum domain by exploring the attributes of time-frequency spectrogram representation, namely local feature tensors. Principles for designing the the local feature tensors are that they should be temporally and frequently localized, temporally translation invariant, robust to channel interference, and sufficiently entropic. We obtain the local feature tensors from the constellation map of the audio spectrogram, which can be readily incorporated into copy-move detection and localization computation implemented by efficient bin-wise duplication searching algorithms. In the following paragraphs, we will introduce the process of the proposed method in detail.

A. Spectrogram of Time-Frequency Analysis

The logarithmic scale of *STFT* spectrogram is one of the most frequently used quadratic time-frequency analysis tools in speech analysis and processing. It visibly represents the evolution of frequency components over time. To balance the frequency spectrum, a pre-emphasis

filter is initially applied to emphasises higher frequencies of the audio signal x . We use the pre-emphasis filter:

$$y(n) = x(n) - \alpha x(n-1) \quad (1)$$

This *STFT* can be expressed as:

$$STFT\{x(n)\} \equiv X(m, k) = \sum_{n=0}^{N-1} x[n]w[n-m]e^{-i2\pi \frac{k}{N}n} \quad (2)$$

The logarithmic scale of magnitude squared of the *STFT* yields the spectrogram representation of the power spectral density:

$$Y(m, k) = 20\log_{10} |X(m, k)| \quad (3)$$

B. Constellation map analysis with deep learning

Once the spectral representation of the signal has been obtained, we need to select key-points in the spectral domain. A point $Y(i, j)$ on the spectrogram \mathbf{Y} is a candidate peak if it has maximal logarithmic amplitude than all its neighbors $\mathbf{B} \in \mathbb{B}^{P \times Q}$ in a region centered around of it, either in frequency, time or in both. We choose spectrogram peaks as key-point, due to their robustness in the presence of background noise and channel distortion [9].

$$D(\mathbf{Y}, \mathbf{B}) = \arg \min_{(i,j)} ((i, j) \mid Y(i, j) > Y(i', j'), \forall (i', j') \subseteq \mathbf{B}) \quad (4)$$

The number of key-points will be significant in the presence non-stationary noise, as peak positions are relatively independent, and thus these redundant key-points decreasing the efficiency and performacne. For speech and music signals, it has a strong time-frequency periodic pattern and harmonic structure. In order to further enhance the resistance to strong noise, we can better predict the peaks through a simple neural network. In this part of our proposed model is a simple Convolutional Recurrent Neural Network (CRNN), input is spectrogram \mathbf{Y} and the first three layers are 2-dimensional convolution (Conv2D) layers, and the following two layers are bi-directional gated recurrent unit (GRU) layers. The final layer is a fully connected (FC) layer, which outputs whether peaks is determined in each spectrogram point. We perform noise insertion in clean speech datasets as augmentation to improve robustness due to noise. Both of the labels are generated by Eq. (4) from the clean speech. Then speech spectrogram and peak labels are fed into the DNN as input and output of the network separately. In this way, we train to get a DNN based peak activation model:

$$D(\mathbf{Y}, \mathbf{B}) = \mathcal{F}(\mathbf{Y}, \mathbf{B} \mid \Theta) \quad (5)$$

C. Local feature tensors extracting

In this stage, local feature tensors of the audio is calculated over spectrogram constellation map. For this, at first, the m -th anchor point $a_m \in \mathbf{A}$ and a target region are determined on the constellation map. Each anchor

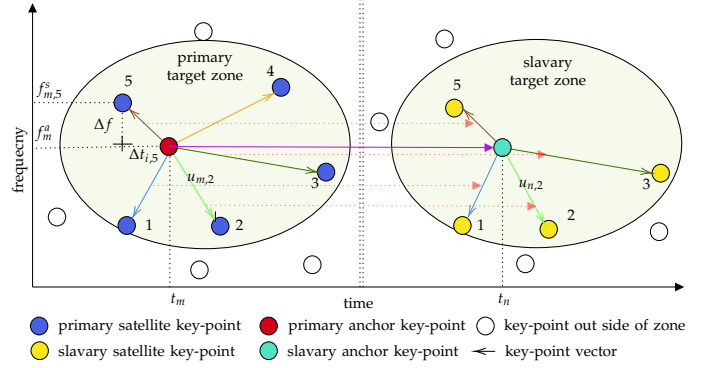


Fig. 2: Illustration of the local feature tensors extracting scheme, which shows the creation of local feature tensors centered on the anchors at time t_m and t_n by matching the pattern of the statellite key-points of each other.

point is sequentially paired with satellite points l within its target zone, as shown in Fig. 2, yielding a vector consisting of two frequency components plus the time difference between the two points $\Delta t_{m,l}$.

$$v_{m,l} = [f_m^a, f_{m,l}^s, \Delta t_{m,l}] \quad (6)$$

which is temporally translation invariant. We define $\mathbf{V} = \{v_{m,l}\}$, extended vector $\mathbf{v}_{t,m,l} = [v_{m,l}, t_m]$ and $\mathbf{V}_t = \{\mathbf{v}_{t,m,l}\}$ that contains the absolute time axis of the anchor so that we can later calculate the duplicate time offset. Usually, f_m^a and $f_{m,l}^s$ is integer less then half of FFT-size of STFT L , and range of $\Delta t_{m,l}$ is also limit in size of target zone N_m along the time axis, denoted by N_{m_x} , and thus $v_{m,l}$ can be embedded to integer $z_{m,l}$ without information loss by following equation:

$$z_{m,l} = 2^{(L/2 + \lceil \log_2(N_{m_x}) \rceil)} f_m^a + 2^{(\lceil \log_2(N_{m_x}) \rceil)} f_{m,l}^s + \Delta t_{m,l} \quad (7)$$

The number of $z_{m,l}$ per second of audio recording being processed is approximately equal to the density of key-points per second times the fan-out number F in the target zone. In order to further reduce the computational complexity, we will eliminate these candidates who has no duplication in \mathbf{V}_t as they are not related to copy-move operation. This is achieved in Eq. 8 by fast hash duplicate elimination method on \mathbf{z} , which has complexity in order of $O(N)$.

$$\mathbf{U} = \{\mathbf{v}_{t,m,l} \in \mathbf{V}_t \mid z_{m,l} \neq z_{i,j}, m \neq i, l \neq j\} \quad (8)$$

Up to this step, we have greatly reduced false collisions of duplication by increasing the entropy of \mathbf{U} generated from the key-point features. With \mathbf{U} and Eq. 6, we will refresh anchor points into a more compact version \mathbf{A}_c by deleting the redundant candidates that does not appear in \mathbf{U} . However, we can further increase entropy from \mathbf{U} by creating local feature tensor as it shows in Fig. 2. We group \mathbf{U} into local feature tensors \mathbf{T}_m in the order of target zone id N_m , which is centered at a_{cm}

$$\mathbf{T}_m = \{u_{i,j} \in N_m\} \quad (9)$$

where

$$\mathbf{T}_m = \{[v_{m',l}, t_{m'}] \mid a_{m'} \in \mathbf{A}_c, a_{m'} = a_{cm}\} \quad (10)$$

m' is index for the anchor key-point in \mathbf{A} corresponding to its new index in \mathbf{A}_c .

D. Bin-wise fast duplication searching

If the number of element of the tensors by $\mathbf{T}_m \cap \mathbf{T}_n$ is bigger than k , where k is integer that means number of vector $v_{m',l}$ is matched with with $v_{n',l}$. As it shows in Fig. 2, if select $k=3$, (t_m, f_m^a) and (t_n, f_n^a) are the pairs of matching anchor as it has four vector matched. Particuly, we notice that these two matching anchors must share the same frequency bin number f_m^a since duplication always aligns with the frequency axis. Therefore the process of $\mathbf{T}_m \cap \mathbf{T}_n$ can be simplified by search only along the frequency.

$$\mathbf{M} = \{(m, n) \mid f_m^a = f_n^a, \text{card}(\mathbf{T}_m \cap \mathbf{T}_n) > k\} \quad (11)$$

After that, the computational complexity is reduced from $O(FN^2)$ to $O(FN^2/L)$, together with fast hash duplication searching, the computational complexity finally is reduced to $O(NF/L)$ in linear. Let suppose $p = P(D(m, n))$ is the probability of a spectrogram peak surviving in noise or distortion attack. It is assumed that there are at most F possible peaks around primary anchor and they are all independent and identically distributed. As shown in the Fig.3 from our simulation result, the surviving probability p generally is monotonic increasing with the the signal to noise ratio $p \propto \text{SNR}$. Given the event E_m and E_n representing the survive of the anchor a_m and a_n , the probability of both of anchor survive can be written as $p_b = P(E_m, E_n) = p^2$. Thus the probability of duplicated counterpart in the slavery target zone has k or more surviving pairs of vector $(v_{m,l}, v_{n,l})$ is as follows approximately.

$$\begin{aligned} P(k, E_m, E_n) &= P(k | E_m, E_n) P(E_m, E_n) \\ &= p^2 P(k | E_m, E_n) \end{aligned} \quad (12)$$

$$P(k | E_m, E_n) = \sum_{i=k}^F C_F^k p^{2k} \sum_{i=0}^{F-k} C_k^i (2(1-p)p)^i ((1-p)^2)^{F-k+i} \quad (13)$$

In a simpler case, when the primary tensor is from known audio and only the slavery counterpart is attacked by additive noise, we have $P(E_m, E_n) = P(E_n) = p$. Accordingly, Eq. 12 degenerates to:

$$P(k, E_n) = p \sum_{i=k}^F C_F^i p^i (1-p)^{F-i} \quad (14)$$

The probability at least one pairs of tensors exists in an audio is formulated as follows:

$$P_{\text{exist}} = 1 - (1 - P_{\text{pair}})^{\mathbb{E}(M)} \quad (15)$$

where M is the numbers of anchor points in A_c . $P_{\text{pair}} = P(k, E_m, E_n)$ is probability of a single tensor

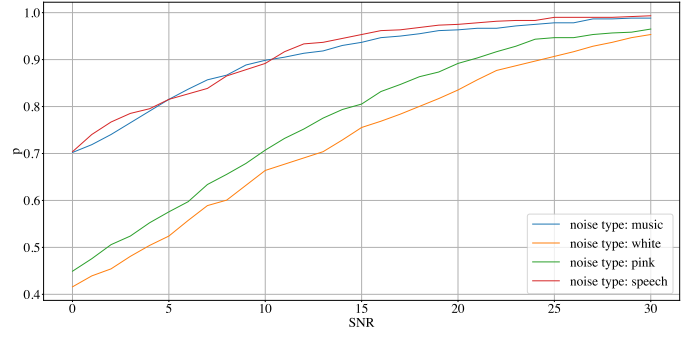


Fig. 3: Comparison of q vs SNR for additive white, pink, speech and music noise, when FFT-size $L=512$, hop-size=128, $K=30$, and $\mathbf{B} \in \mathbb{B}^{12 \times 12}$

pair matching. The expectation of M is given by $\mathbb{E}(M) = P(E_m, E_n) KT$. K and T is the density of peaks along the time and duration of duplicated speech segments respectively. As long as KT is sufficient large, the copy-move tamper is easily found. K is monotonic decreasing with area of \mathbf{B} . Smaller size of \mathbf{B} results more peaks as well as the vector in \mathbf{U} . A proper selecting of \mathbf{B} and F can balance between the computation cost and recall. As shown in the Fig. 4a, 4b, 4c and 4d the effect of noise on the matching of tensors is limited even with low signal to noise ratio (SNR), particularly for additive music and speech attack. Fig. 5 shows an example of applying the proposed algorithm to a serious distorted speech signal from online mobile game. Though the speech is badly damaged by acquisition equipment with aggressive denoise techniques, it still find quite a few of matching pairs.

E. Local spectrum correlation analysis

Experiments with a large amount of audio data show that selecting $k=3$ can avoid most of the false alarms. In order to further reduce the very few accidental false alarms, we devised local spectrum correlation analysis of spectrogram slice near two matched anchor to measure the confidence of matching, which is given by:

$$\rho_{mn} = \frac{\text{Trace}(\mathbf{S}_m^T \mathbf{S}_n)}{\sqrt{\text{Trace}(\mathbf{S}_m^T \mathbf{S}_m) \text{Trace}(\mathbf{S}_n^T \mathbf{S}_n)}} \quad (16)$$

where $\mathbf{S}_m = Y(m-D/2:m+D/2, :)$ and $\mathbf{S}_n = Y(n-D/2:n+D/2, :)$ is the spectrogram slice near anchor a_m and a_n respectively. D is the slice width along the time. We set threshold θ for ρ_{mn} . The duplication finally is confirmed by:

$$\mathbf{M}' = \{(m, n) \mid \rho_{mn} > \theta\} \quad (17)$$

Algorithm 1 lists the details of complete duplication search procedure.

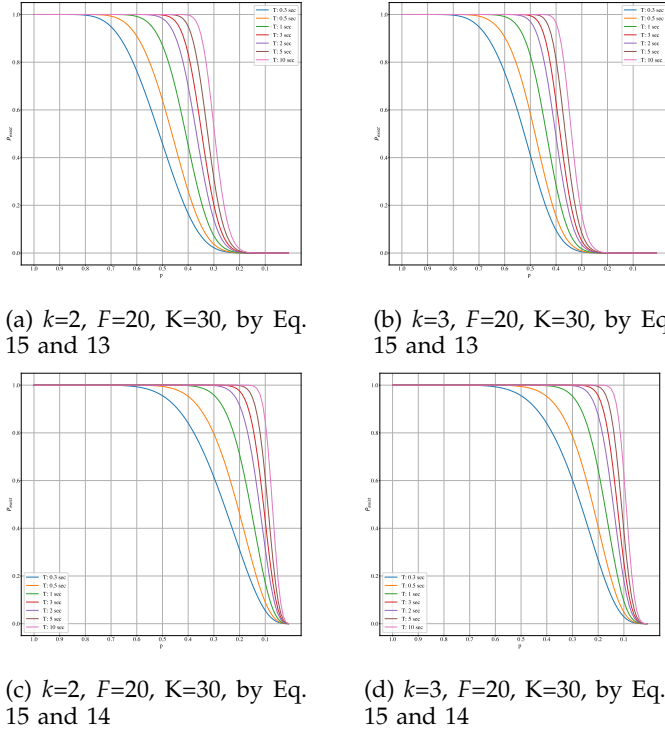


Fig. 4: (4a) , (4b), (4c) and (4d) are results of P_{exist} applying with Eq. 15, 12 or 14 for various choose of duplicate duration T .

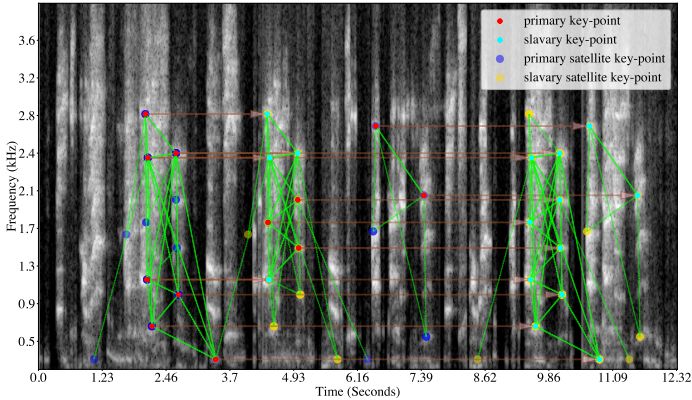


Fig. 5: Example of applying the proposed algorithm to a distorted speech signal

III. CONCLUSION

In this paper, we propose an audio local feature tensors method which has a robustness against various attacks. Our theoretical analysis and extensive experiments have enabled us to propose a robust copy-move detection method which is based on comparing the key-point feature with fast search. We employ a new feature tensors in the duplication calculation process to compare the copy-move forge in the audio contents or between two audios. The proposed method in this paper is to perform stable audio detection in real world and it is

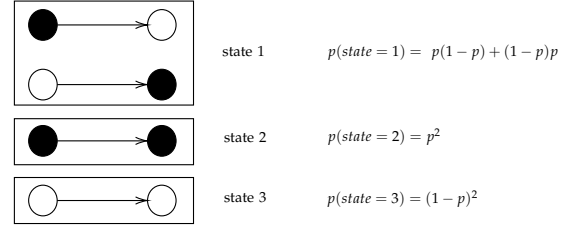


Fig. 6: Probability of surviving pairs of satellite key-point

able to implement in real-time on low cost devices since it rely only on local feature along the time axis and computational complexity is in linear.

IV. PROOF

As shown Fig. 2 , the states of satellite points in primary and slavery target zone can be paired in to 3 states as it in Fig. 6, the probability of each state can be formulated as:

$$\begin{aligned} p_m &= P(E_m \wedge E_n = \text{True}) = p^2 \\ p_{n1} &= P(E_m \oplus E_n = \text{True}) = 2(1-p)p \\ p_{n2} &= P(E_m \vee E_n = \text{False}) = (1-p)^2 \end{aligned} \quad (18)$$

There Eq. 13 is boils down to a question of combinations given by:

$$P(k | E_m, E_n, F, p) = \sum_{i=k}^F C_F^k p_m^k \left[\sum_{i=0}^{F-k} C_k^i (p_{n1})^i (p_{n2})^{F-k-i} \right] \quad (19)$$

Algorithm 1 Local feature tensors matching

SPECTROGRAM(\mathbf{x})

select input audio time series \mathbf{x}
 $y(n) = x(n) - \alpha x(n-1)$
 $Y(m, k) = 20 \log_{10} |STFT\{y(n)\}|$
return \mathbf{Y}

PEAK(\mathbf{Y}, \mathbf{B})

$D(\mathbf{Y}, \mathbf{B}) = \mathcal{F}(\mathbf{Y}, \mathbf{B} | \Theta)$ or Eq.(4)
return \mathbf{D}

TENSOR(\mathbf{D}, k)

$\mathbf{V}_t = \{f_m^a, f_{m,l}^s, \Delta t_{m,l}, t_m\}$
 $z_{m,l} = 2^{(L/2 + \lfloor \log_2(N_{mx}) \rfloor)} f_m^a + 2^{(\lfloor \log_2(N_{mx}) \rfloor)} f_l^s + \Delta t_{m,l}$
 $\mathbf{U} = \{\mathbf{v}_{t_{m,l}} \in \mathbf{V}_t \mid z_{m,l} \neq z_{i,j}, m \neq i, l \neq j\}$
 $\mathbf{T}_m = \{u_{i,j} \in \mathbf{N}_m\}$
 $\mathbf{M} = \{(m, n) \mid f_m^a = f_n^a, \text{card}(\mathbf{T}_m \cap \mathbf{T}_n) > k\}$
return \mathbf{M}

CORRELATION($\mathbf{M}, \mathbf{Y}, \theta, D$)

$\mathbf{S}_m = Y(m - D/2 : m + D/2, :)$
 $\mathbf{S}_n = Y(n - D/2 : n + D/2, :)$
 $\rho_{mn} = \frac{\text{Trace}(\mathbf{S}_m^T \mathbf{S}_n)}{\sqrt{\text{Trace}(\mathbf{S}_m^T \mathbf{S}_m) \text{Trace}(\mathbf{S}_n^T \mathbf{S}_n)}}$
 $\mathbf{M}' = \{(m, n) \mid \rho_{mn} > \theta\}$
return \mathbf{M}'

REFERENCES

- [1] P. R. Bevinamarad and M. S. Shirldonkar, "Audio forgery detection techniques: Present and past review," *2020 4th International Conference on Trends in Electronics and Informatics (ICOEI)*(48184), pp. 613–618, 2020.
- [2] H. Zhao, Y. Chen, R. Wang, and H. Malik, "Audio source authentication and splicing detection using acoustic environmental signature," in *Proceedings of the 2nd ACM workshop on Information hiding and multimedia security*, 2014, pp. 159–164.
- [3] M. Imran, Z. Ali, S. T. Bakhsh, and S. Akram, "Blind detection of copy-move forgery in digital audio forensics," *IEEE Access*, vol. 5, pp. 12 843–12 855, 2017.
- [4] Q. Yan, R. Yang, and J. Huang, "Robust copy-move detection of speech recording using similarities of pitch and formant," *IEEE Transactions on Information Forensics and Security*, vol. 14, no. 9, pp. 2331–2341, 2019.
- [5] —, "Copy-move detection of audio recording with pitch similarity," in *2015 IEEE International Conference on Acoustics, Speech and Signal Processing (ICASSP)*. IEEE, 2015, pp. 1782–1786.
- [6] F. Wang, C. Li, and L. Tian, "An algorithm of detecting audio copy-move forgery based on dct and svd," in *2017 IEEE 17th International Conference on Communication Technology (ICCT)*. IEEE, 2017, pp. 1652–1657.
- [7] Z. Liu and W. Lu, "Fast copy-move detection of digital audio," *2017 IEEE Second International Conference on Data Science in Cyberspace (DSC)*, pp. 625–629, 2017.
- [8] K. Mannepalli, P. V. Krishna, K. V. Krishna, and K. S. R. Krishna, "Copy and move detection in audio recordings using dynamic time warping algorithm," 2019.
- [9] A. Wang *et al.*, "An industrial strength audio search algorithm." in *Ismir*, vol. 2003. Washington, DC, 2003, pp. 7–13.
- [10] D. Kirovski and H. S. Malvar, "Spread-spectrum watermarking of audio signals," *IEEE transactions on signal processing*, vol. 51, no. 4, pp. 1020–1033, 2003.