

Extensible Motion-based Identification of XR Users with Non-Specific Motion

Christian Schell, Konstantin Kobs, Tamara Fernando, Andreas Hotho, Marc Erich Latoschik

Abstract—Recently emerged solutions demonstrate that the movements of users interacting with extended reality (XR) applications carry identifying information and can be leveraged for identification. While such solutions can identify XR users within a few seconds, current systems require one or the other trade-off: either they apply simple distance-based approaches that can only be used for specific predetermined motions. Or they use classification-based approaches that use more powerful machine learning models and thus also work for arbitrary motions, but require full retraining to enroll new users, which can be prohibitively expensive.

In this paper, we propose to combine the strengths of both approaches by using an embedding-based approach that leverages deep metric learning. We train the model on a dataset of users playing the VR game “Half-Life: Alyx” and conduct multiple experiments and analyses. The results show that the embedding-based method 1) is able to identify new users from non-specific movements using only a few minutes of reference data, 2) can enroll new users within seconds, while retraining a comparable classification-based approach takes almost a day, 3) is more reliable than a baseline classification-based approach when only little reference data is available, 4) can be used to identify new users from another dataset recorded with different VR devices.

Altogether, our solution is a foundation for easily extensible XR user identification systems, applicable even to non-specific movements. It also paves the way for production-ready models that could be used by XR practitioners without the requirements of expertise, hardware, or data for training deep learning models.

Index Terms—Behavioral Biometrics, Extended Reality, Deep Metric Learning, Virtual Reality, Human-Computer-Interaction



1 INTRODUCTION

The developments in Virtual Reality, Augmented Reality, and Mixed Reality (VR, AR, MR; extended reality — XR — in short), allow for new and exciting improvements over established ways to meet and socialize remotely. XR applications emerge in gaming, as well as serious contexts such as healthcare [1], [2], education [3], [4] and military [5].

Central to any XR setup is hardware tracking position and orientation of head and hands to generate an immersive experience and allow interactions with the system. Recent work has shown that this tracking data contains user identifying information, which can be exploited for novel authentication and identification solutions: instead of having to deal with cumbersome keyboards for password based methods or additional hardware (i.e., iris or fingerprint scanner), XR users can be recognized solely based on their movements.

An obvious application for movement based identification is the authentication step during the sign-in of an XR user to replace or augment the classical password-based method: the user is prompted to verify the claimed identity by performing a specific action designed for the authentication task, like throwing a virtual ball or interacting with another virtual object in some way. The system can then use a *distance-based* approach to compare the movement trajectory against previously recorded trajectory templates of the same action and checks if it matches the current user. For this the system computes a distance score for two trajectories by directly comparing the raw tracking data, i.e. positions and orientations of head and hands: the lower the score, the more similar the trajectories, the more likely it is the correct user. Distance-based approaches are relatively easy to extend to new users, as during on-boarding new reference templates can be stored without costly computations. The downside of distance-based approaches is their limited applicability to actions that are non-specific. For example, it might be interesting to continuously monitor and ensure the identity

of students in a virtual classroom during an exam or of employees during a confidential meeting. Since in XR applications people can be represented by photo realistic avatars [6], [7] that can assume the looks of any real person, using movements for a continuous identity check is an interesting idea to prevent outsiders to assume the identity of permitted users. Here, a distance-based approach fails, since it would require prompting the users periodically to perform the specific identifying action. To solve this issue, recent work has shown that XR users can be identified using *classification-based* approaches even from non-specific gestures while using the application naturally [8], [9]. These approaches use machine learning models that can learn the underlying user-specific patterns from general movements, which makes it possible to use recording snippets that capture unknown user actions. However, in exchange for the enhanced applicability, these classification-based approaches are difficult to extend to new users, due to the architectural properties of classification neural networks. As a consequence, the on-boarding procedure becomes less practical: first, new users have to be recorded for longer periods of time to collect enough training data for the machine learning models to learn distinct user-specific patterns. Then, since the machine learning models are fixed to the users they were trained on, they need to be re-trained with the data of all users. The duration of the training depends on the size of the dataset, the machine learning algorithm used, and the available hardware and can quickly take multiple hours. We think this prohibits the usage of classification-based approaches for many interesting use-cases, as it is impossible to quickly sign-up users.

The shortcomings of distance-based and classification-based approaches prevent practical solutions that leverage movements of XR users for authentication or identification. To address this problem, we explore a novel approach that combines the two strengths of both approaches: the *applicability* to non-specific

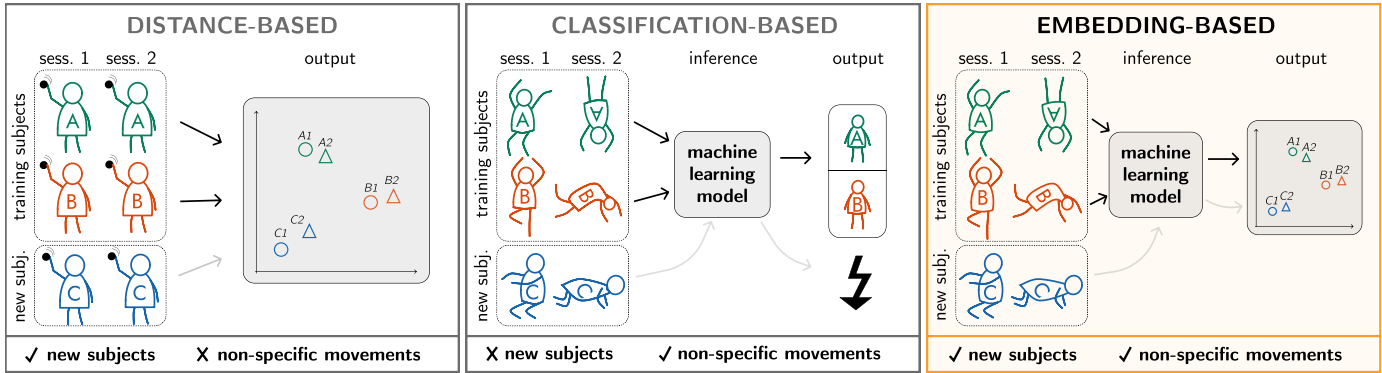


Fig. 1: Previously proposed approaches for user identification in VR either use distance-based methods that are not applicable to non-specific movements, or classification-based methods that are not easily extensible to new users; we propose to eliminate this trade-off by using an embedding-based method that leverages deep metric learning and can be easily extended to new users and applied to non-specific and complex movements.

movements of classification-based approaches and the *extensibility* to new users of distance-based approaches (Figure 2). For this approach we investigate the use of Deep Metric Learning (DML), which already achieves remarkable results in other fields of research, such as face recognition, person identification in videos, and item retrieval [10].

Unlike classification models that produce an immediate classification, DML models produce continuous vector representations of the input, which are typically referred to as ‘embeddings’. These DML models consist of deep neural networks that learn to place embeddings of similar items closer together and to move embeddings of dissimilar items farther apart in the embedding space. Consequently, we term this method as *embedding-based* approach in this paper to distinguish it from the other methods. After training, a DML model is not limited to the classes it was trained on, but can also produce distinct representations for inputs coming from new classes. The final inference about an item’s class can then be made by looking up the classes of the closest (i.e., most similar) representations from a reference collection. This is similar to the distance-based methods in feature space, but DML utilizes neural networks to extract and represent higher-level, relevant properties from the input. In our case, the inputs to the DML model are user movement sequences and the classes are users. The model learns to represent user movements such that movement representations of the same user are closer together. Then, for movements of unknown users, we retrieve the most similar (i.e., closest) movements from the reference collection and infer the performing user. The proposed embedding-based approach ultimately provides a solution for identifying XR users by their movements that keeps the advantages of previous approaches: our approach 1) can be as easily extended to new users as distance-based approaches, since it does not require re-training and 2) is capable of learning complex patterns and therefore promise to be as applicable as previous machine learning classification approaches to non-specific movements.

To investigate the capabilities of the embedding-based approach for the task of identifying VR users by their movements, we use the publicly available “Who Is Alyx?” dataset [11] containing the tracking data of 63 users playing the VR game “Half-Life: Alyx” with a HTC Vive Pro over two gaming sessions. From this dataset we use different sets of users for training and testing to evaluate the generalizability of the model to new users. We

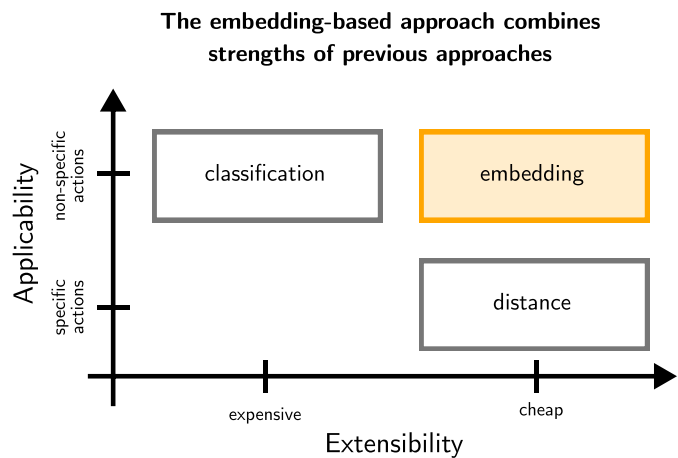


Fig. 2: Deep Metric Learning allows to combine the advantages of previous approaches: our proposed embedding-based approach can easily be *extended* to new users without the need for re-training, yet remains *applicable* to non-specific user movements as well.

compare the performance to a classification-based model that is trained and evaluated on the test users to serve as baseline. After a hyperparameter search for both models, the results show that the classification-based baseline model requires more training data to match the embedding-based model’s performance on the test set. It also requires almost a day to train the classification-based model, while the embedding-based model can be extended to the new user set within seconds. Finally, we demonstrate that our embedding-based model trained on the “Who Is Alyx?” dataset can generalize to a different dataset from Miller R. et al [12] featuring 41 users throwing a ball. This movement is not very characteristic for “Who Is Alyx?”, which shows that our model can generalize to other movements and discriminate between users performing the same specific motion. Additionally, our model can generalize across motion data from different VR devices (i.e., HTC Vive, HTC Cosmos, Oculus Quest), even though it was not trained on any of them.

Altogether, the results show that the embedding-based approach can be used for identification of XR users based on their movements. This is an important step to actually bring this field of research towards real-world use, since constraints of previous approaches

regarding applicability and extensibility are eliminated: once trained, our proposed embedding-based model is capable of identifying users performing non-specific movements and can be used by XR practitioners without the need for expertise nor hardware resources to re-train neural networks. Code and data can be found under <https://github.com/cshell/tbd>

2 RELATED WORK

In this section we explain how previous works approached the task of XR user identification leveraging tracking data of XR systems. We also justify our choice of the “Who Is Alyx?” dataset to investigate the proposed method. Finally, we detail the trade-offs of previous approaches concerning extensibility and applicability.

2.1 Authentication vs. Identification

There is a sizable body of related work investigating movements of XR users as input for biometric systems. Following the definition of Jain et al. [13], such systems can either provide “identification” or “authentication” functionality. *Identification* systems use the biometric input from the user to query a database with biometric templates of all known users. *Authentication* systems compare the biometric input only against the templates of the identity claimed by the user. This is equivalent to a typical password-based authentication, where the password is only checked for the current user, not everyone else in the database.

It should be noted that previous work often refers to “authentication”, even though it is actually referring to “identification” following the reasoning above — in fact, none is really discussing “authentication”, but solely “identification” settings. As this work is intended to highlight the advantages of our system compared to previous ones, we will focus on the identification setting as well.

2.2 Active and Passive Systems

Previous solutions can be divided into targeting either “active” or “passive” identification scenarios. In an active identification scenario, the user is actively providing a rather specific action that was designed to induce identifying movements. For example, there are several works letting users throw virtual (bowling) balls [14], [15], [16], [17] or do specific grabbing, pointing or walking actions [18], [19], [20], [21]. In each case, the user is instructed to actively perform a specific task to provide input for identification. Consequently, the system receives rather short sequences, usually a few seconds, that always contain the same type of motions.

In a passive identification scenario, the user is passively monitored while engaging naturally with the application. Miller M. et al. [8] were able to identify users watching 360° videos in VR for several minutes without any specific instructions. Subsequent works showed that identifying VR users whilst troubleshooting medical equipment in an e-learning scenario [22], or having conversations with each other [9] is possible as well. In these contexts, the system is exposed to much longer sequences and it is not specified what the user is doing exactly during each point in time. This makes the identification task more difficult, as it is not sufficient for the system to be familiar with just one type of movement.

The distinction between active and passive scenarios is useful, as these target different use-cases. Active scenarios are relevant for authentication purposes: the user first claims an identity and then performs a specific motion. Passive systems are interesting for use-cases where it is inconvenient, or even impossible, to ask

the user for a specific motion. Possible applications range from continuous identity checks of participants of virtual exams or confidential meetings, where a takeover by another person must be avoided, to checking user identities in archived recordings. With our work we target both, active and passive scenarios: first, we train and evaluate our solution on the “Who is Alyx?” dataset, which contains recordings of VR users playing a game freely without any further specific instructions. In a second step, we again train a model on this passive dataset, but then evaluate it on the dataset from Miller R. et al. [12], which exhibits an active scenario.

2.3 Extensibility and Applicability of Current Approaches

Previous work can be categorized into *distance-based approaches* in feature space and *classification-based approaches* using machine learning. Especially earlier works use distance-based approaches to leverage XR user movements for identification purposes [16], [20], [23]. These approaches infer predictions by comparing the similarity of movement trajectories using distance metrics such as the Euclidean distance. Kupin et al. [16], for example, instructed 14 VR users to perform ball-throwing tasks and showed that their nearest neighbor method can identify with about 93 % accuracy. This approach can be extended to new users very easily: a new user has to provide a few reference throws, which are added to the template collection and can then be used for subsequent inferences. By regarding a certain threshold it becomes also possible for such a system to determine that it does not know the user when the submitted trajectory does not match any template in the database. However, distance-based methods are not applicable to scenarios with non-specific movements, meaning the motions performed by the user are either unknown, have no determined start and ending, or are not available in the template collection.

Machine learning classification models investigated by recent works improve the applicability: the models can learn actual identifying patterns in the behavior of the users and thus handle larger variations. Miller M. et al. [8] use random forests to identify VR users watching 360-degree videos and Mathis et al. [24] use convolutional neural networks to authenticate users interacting with a 3D cube. However, these classification models are limited to the users they have been trained on. New users have to be recorded for a sufficiently long time, since machine learning models usually need large amounts of training data. The machine learning model then has to be re-trained for each change in the user base. With this approach it is also not possible to detect if a user has not been enrolled at all, as the machine learning models will always predict one of the users present in the training data. This extensibility issue makes it hard for XR practitioners to actually implement proposed solutions in their applications, since they are faced with severe challenges concerning the collection of sufficient data, required hardware and time to train machine learning models. This shortcoming has also been identified by Stephenson et al. [25] in their recent meta-review: they acknowledge the existing possibilities of behavioral biometrics-based solutions, but criticize the lack of extensibility of current solutions (referred to as ‘deployability’ by the authors). We share this analysis and see an urgent requirement for solutions that are production ready and can be used without knowledge or resources to train machine learning models.

Against this backdrop, we evaluate the potential advantages of an embedding-based approach to overcome the restricted applicability of distance-based approaches and the difficult extensibility

of classification-based approaches. We use DML to train a deep neural network that maps the input to an embedding space such that similar items are closer together [26]. For this, the network must extract useful features from the input to differentiate between similar and dissimilar items. This leads to DML models being able to apply their pattern recognition during inference to items of new classes as well, and to place them distinctly in the embedding space. Therefore, DML is an apparent choice for person identification and authentication in XR to solve the discussed issues. However, to the best of our knowledge, no other work has studied the use of DML for this use case under the terms of extensibility (no need to re-train the model for new users) and applicability (can work with sequences of non-specific movements).

From a technical perspective, the work of Miller R. et al. [14] is similar to ours. Here, the authors also train a neural network to embed and compare movement sequences. However, in contrast to our work, they do not explore the obvious advantages this technical implementation offers: simple extensibility as well as the applicability to non-specific actions. Instead, the authors focus on evaluating how well their models can generalize between data originating from different VR hardware and use a dataset of users performing a specific motion (i.e., ball-throwing). Consequently, their training and evaluation setting is different to our setup, which is why we cannot directly compare our results.

2.4 Datasets for XR User Identification

As far as we are aware, there are three publicly available datasets that include tracking data of XR users and are viable for the research of identification approaches.

First, Liebers et al. [27] published their dataset of 16 VR users who shoot with a virtual bow and arrow and throw a bowling ball. Second, Miller R. et al. [12] published part of their used dataset consisting of 41 users picking a virtual ball off a pedestal and throwing it at a target. Both of these datasets are active settings, as users perform short and specific movements. Third, we have created our own dataset “Who Is Alyx?” [11], which includes recordings of 63 users playing the VR action game “Half-Life: Alyx”. Here, users play the game without any further instructions, so this is a passive setting.

The “Who Is Alyx?” dataset is the largest of the three datasets and includes a wide variety of different user actions, which makes it the obvious choice to train the DML models with. Here, we exclude users from training and use their data to evaluate how the embedding-based approach can be used to identify new users in a passive setting. However, we also evaluate the trained embedding-based model in the active setting of the dataset of Miller R. et al. to test its applicability to specific, but new movements and different tracking devices.

3 DATASET

We use the “Who Is Alyx?” dataset for our experiments [11]. This dataset includes the movement data of 63 users¹ playing the VR action game “Half-Life: Alyx” with a HTC Vive Pro. The dataset is multi-session, which means that each user played the game on two separate days. Each session is on average 46 minutes long, with the three shortest sessions lasting between 32 and 40 minutes. All players start the first session in “Chapter 1” of the game with the

only instruction to play the game for 45 minutes. Session two starts at “Chapter 3” of the game, so the users play different parts of the game in each session. The players were standing the whole time, since they needed to constantly be active to solve puzzles, engage with enemies and explore the virtual environment to progress.

The movements of users are recorded in 90 frames per second. Each frame consists of positional (x,y,z) and orientational (quaternion: x,y,z,w) coordinates from the head mounted display (HMD) and both handheld controllers, totalling to 21 features per frame.

4 METHODOLOGY

The main idea of our work is to encode different users’ movements to a vector space using a machine learning model, as shown in Figure 1. For this, we explore the use of Deep Metric Learning, which trains a neural network to embed the input — in our case user movement sequences — such that sequences of the same user are closer together in representation space than sequences of different users in terms of Euclidean distance. The used network itself can be any type of architecture that is able to map the provided input data to a fixed sized continuous vector. This representation space is also called embedding space and the resulting vectors are called embeddings.

There is a wide range of deep learning architectures that can be used for DML, with recurrent neural networks (RNN) and convolutional neural networks (CNN) being among the most common choices. In contrast to simple Multilayer Perceptrons or other basic machine learning models, RNNs and CNNs are able to work directly on sequential data (e.g., consecutive frames of movement data) without the need for any dimensionality reduction. In our case, the choice of the architecture has been guided by our results in [9], where we compared three different types of RNNs (i.e., FRNN, GRU and LSTM) for a classification-based approach to identify users. We found that RNNs outperform simpler neural networks, and that gated recurrent units (GRU) and LSTMs work equally well. Thus, we chose GRUs, as they are a more parameter- and computational more efficient variant of the LSTM. We also made preliminary experiments with CNN architectures, which are interesting since they are trained much quicker, but we did not manage to get results close to those of the GRU models. As the main scope of our work is to evaluate the embedding-based approach, we leave comparisons and potential improvements of the underlying technical decisions for future work.

In order to compress a user’s movements to a vector that is similar for each user but different for different users, the network has to learn user-characteristic features from the input sequences. This combines the ideas of previous methods: by leveraging a neural network we gain the *applicability* of classification-based approaches, allowing to identify users without requiring them to perform any specific movements. Additionally, since DML models return embeddings, we are not tied to individual classes and can make inferences based on the Euclidean distance. This promotes the *extensibility* aspect of such systems and is similar to distance-based approaches. It is important to note that distance-based approaches compare movements using the raw tracking data, while our proposed approach performs inferences in the embedding space which encodes more high-level features of the user’s movements. We thus call our proposed method *embedding-based*.

1. the dataset now includes 71 users, but the recordings of the last 8 users were not complete in time for the submission of this article

4.1 Data Preprocessing

Previous research has shown that movement data should be preprocessed for identification with machine learning to remove noise from the data. We follow the preprocessing steps we discuss in [9] and resample the original footage from 90 frames per second to 15 frames per second, as we found that neural network inputs should cover a longer time period with fewer frames rather than a shorter time period with more frames [9]. All coordinates are then referenced to the head (i.e., body-relative; BR) and we compute the deltas between each frame, effectively producing the velocities for each feature (i.e., body-relative velocity; BRV). We take this idea one step further and compute the acceleration for all features (i.e., body-relative acceleration; BRA) by taking the deltas between each BRV frame, as preliminary experiments have shown that models perform even better with that encoding. Altogether, we end up with 18 BRA encoded features: $(\text{pos-x, pos-y, pos-z, rot-x, rot-y, rot-z, rot-w}) \times (\text{controllers left \& right}) + (\text{rot-x, rot-y, rot-z, rot-w}) \times (\text{HMD})$. Note, that for the HMD there remains only one quaternion for pitch and roll rotations, since position and yaw rotation have been used during re-referencing of the joints.

4.2 Deep Metric Learning Model Training

To produce inputs for the neural network, we extract subsequences of 500 frames (about 33 seconds) from the data. A batch of subsequences consisting of different users is then sampled from the training dataset and fed through the model. Here, each batch consists of approximately equally many subsequences per training user. The model outputs a fixed size representation of dimensionality n for each subsequence. All representations in a batch are then used by the loss function to compare the distances between representations of the same and different users. More on the choice of the network, the used loss functions, and embedding dimensionality n can be found in Section 5, since these are variables that are optimized in a hyperparameter search.

4.3 Prediction

Once the DML model is trained, it can be used for inference of new users in two steps. First, it is necessary to collect so-called *reference* data for each new user, i.e. sequences of their movements. Sequences with more than 500 frames are represented by multiple subsequences, which are created by sliding a window of size 500 over the given sequence frame by frame. For example, a sequence of 1 minute is converted to 400 subsequences: a sliding window of size 500 is slid over $(60\text{seconds} \times 15\text{fps}) = 900$ frames. Each subsequence is then encoded using the trained DML model, resulting in a certain number of n -dimensional vector representations $R^u = R_1^u, R_2^u, \dots, R_{|R^u|}^u$ for each user $u \in U$. These are stored in a suitable data structure that allows for fast nearest-neighbor search using the Euclidean distance. Examples for data structures are vector similarity databases such as Milvus [28]. We stress that while this data needs to be collected to later identify these users, the data is not used to retrain the model. Hence, adding new users and reference data to the collection is very fast.

Second, to predict which user performs a given test sequence of VR movements, the sequence is also split into subsequences using a sliding window and encoded into the vector representation space, giving n -dimensional vector representations $Q = Q_1, Q_2, \dots, Q_{|Q|}$. This data is called *query* data, since it is used to query the reference database for the nearest neighbors. We employ a majority voting scheme to make a prediction: for each query representation $Q_i \in Q$,

we find the 50 nearest neighbors from the reference database and store the most common user encoded in those nearest embeddings as the prediction for this subsequence. Finally, a majority vote across the predictions for all subsequences of the whole sequence produces the prediction of our proposed identification system, i.e. the supposed user that belongs to the input movements.

5 EXPERIMENTAL SETUP

For our experiments, we train and evaluate an embedding-based approach, and compare its performance against a classification-based model with the same architecture as baseline. To test the extensibility of our embedding-based solution, we hold back 27 test users that will not be used to train or tune our models (find more details about the data split in Section 5.2). We follow the terminology used by the literature [12], [29], [30], which describes the data collected during on-boarding of users as *enrollment* and the data collected for later identification (in another session) as *use-time* data. In our experiment we use the first session of each test user using our VR application (i.e., “Half-Life: Alyx”) as enrollment data. This enrollment data is used as reference data for our (already trained) embedding-based model and as training data for the classification-based baseline model. Then, we consider the second session as use-time data to evaluate how well both models can identify each user using the VR application.

We pay attention to simulate a real-world user identification scenario: in such identification systems, the amount for both, enrollment data and use-time data that can be captured per user, depend very much on the individual use case and can be very different each time. For example, in a virtual classroom it may be no problem to record students for half an hour while they interact with each other and the teacher (given appropriate consent), but for use cases that consider short meetings, presentations etc. only a few minutes might be available. We thus limit the sequence length of enrollment and use-time data to different lengths and vary this limit in our experiments (e.g., identifying a user within 5 minutes of use-time data based on 10 minutes of enrollment data). More specifically, we evaluate enrollment data of 1, 5, 10, 15, 20, 25, 30, and 35 minutes, as well as all available data for a user. For use-time data, we test 1, 5, 10, 15, 20, 25, and 30 minutes. This gives us an impression of how well the tested models perform in different scenarios, allowing us to discuss possible application scenarios for each method.

In the following we describe different aspects of our experimental setup in more detail.

5.1 Loss Functions

We experiment with five common DML loss functions to train our embedding-based approach: Contrastive Loss [31], Triplet-Margin Loss [32], Multi-Similarity Loss [33], ArcFace Loss [34], and Normalized Softmax Loss [35], [36], [37]. The former three are based on tuples and the latter two are proxy-based. Tuple-based losses use two or more inputs and define their loss by relating their representations to each other. For example, Contrastive Loss computes distances between input pairs. If both representations belong to the same class/user, the distance between them should be minimized. If they come from different classes, the distance should be at least a specified minimal distance. On the other hand, proxy-based losses define and optimize representative vectors for each class, so-called proxies. Then, the distance between each example

and its class proxy should be minimized while the distance to other proxies should be maximized.

While tuple-based losses usually perform better since they compare examples directly to each other, proxy-based losses usually train faster, since they only relate examples with their proxies instead of having to regard all possible tuples in a dataset. We thus experiment with both kinds of losses to estimate the most suitable loss function for this task.

5.2 Datasplit: Train, Validation, and Test

The use of DML allows our proposed approach to test the trained model on users different from the users it was trained on. This fits the user identification task, where it is desirable to be able to add new users to identify without retraining the model (e.g., when shipping the model for productive use). Following common practice in DML research, we use approximately half of the dataset classes for training and the half for testing, which offers a good balance between training dataset size and test set variety [26]. We therefore split the 63 users from the ‘‘Who Is Alyx?’’ dataset into three different subsets: 27 training users, 9 validation users, and 27 testing users, Figure 3 provides an overview. The training set is used for training and the validation set is used to monitor the training process and to select the best model hyperparameters. The test dataset is used to evaluate the final model after the hyperparameter search. Here, we use the test data of the first session as enrollment data, i.e. the data used as reference for each user. The second session is used as use-time data, i.e. the data for which we want to predict the performing user from the set of test users.

5.3 Classification-Based Baseline Model

To compare our proposed embedding-based method to the prevailing state of the art from the literature, we also evaluate a classification-based model as a baseline. For a fair comparison, we use the same architecture (i.e., a GRU architecture), so the only conceptual differences between the two models are the type of output (i.e., classification vs. embedding) and the training procedure (i.e., Categorical Cross Entropy vs. our tested DML loss functions). We also use the same data to evaluate the baseline model. Here, the enrollment data are used to train the model and the use-time data to test it. As with the embedding-based model, we vary the amount of available data during both, enrollment and use-time. From this data, input subsequences are generated and preprocessed in the same way as for the embedding-based method. The classification-based model predicts a user for each subsequence. To make one prediction for a longer sequence, we again perform a majority vote over all subsequence predictions in the complete sequence.

5.4 Evaluation Metric

Given a certain period of enrollment data t_{enr} per user (in minutes) and use-time data t_{use} (in minutes), we can compute the prediction accuracy of an identification method $Acc_{\text{enr}:t_{\text{enr}}}^{\text{use}:t_{\text{use}}}$, i.e. the proportion of sequences with length t_{use} that were correctly identified as the corresponding user, for which we have t_{enr} minutes of enrollment data in our user data collection. Overall, we extract all time windows of length t_{use} in a sliding window approach in one second steps from the use-case data (session two). For example, an accuracy of $Acc_{\text{enr}:5}^{\text{use}:10} = 0.7$ indicates that a model with 5 minutes of enrollment data per user correctly identifies 70% of any 10 minutes long use-time sequence.

TABLE 1: Hyperparameter search space for the embedding-based model and the classification-based baseline model.

Parameter	Search Space
GRU layers	[1, 4]
GRU layer size	[100, 500]
GRU dropout	[0, 0.4]
learning rate	$[10^{-6}, 0.1]$
loss (embedding-based only)	see Table 2
embedding size n (embedding-based only)	[32, 320]

TABLE 2: Hyperparameter search spaces for embedding-based model loss functions.

Loss	Parameter	Search Space
Contrastive	pos. margin	[0, 0.3]
	neg. margin	[0.3, 1]
Triplet-Margin	margin	[0.01, 0.5]
Multi-Similarity	alpha	[0.01, 20]
	beta	[20, 80]
	base	[0, 3]
ArcFace	regularizer	$[10^{-6}, 0.1]$
	margin	[1, 20]
	scale	[1, 500]
Normalized Softmax	temperature	$[10^{-5}, 0.01]$

5.5 Hyperparameter Search

Deep learning architectures, such as the GRU used in this work, typically come with several configuration options that have a substantial impact on their performance. These *hyperparameters* cannot be known beforehand but need to be determined via trial and error [38]. We use the service Weights & Biases [39] to monitor and coordinate the hyperparameter searches for the embedding-based and classification-based models, for which the investigated search spaces can be found in Table 1 and Table 2. We use a Bayesian algorithm to suggest new configurations during the hyperparameter search, which bases its suggestions on a defined target metric of previous runs. For the embedding-based models we use the accuracy given all enrollment data and 5 minutes of use-time data ($Acc_{\text{enr}:5}^{\text{use}:5}$) on the nine validation users as target metric. The classification-based baseline models are trained on session one of the test users, of which we hold back the last 5 minutes for validation and consider the sample mean accuracy as target metric. Altogether, we perform five separate hyperparameter searches for the embedding-based models (one for each loss) and one for the classification-based model.

5.6 Training & Implementation

All models are trained on a computing cluster. We use PyTorch Lightning [40] together with the metric learning library from Musgrave et al. [41]. For optimization, we use Adam [42] and either one of the DML specific losses (Section 5.1) for the embedding-based approach, or the Categorical Cross Entropy for the classification-based model. We train each model for at least 100 epochs until the performance on the target metric stagnates or declines. During training we save the best models based on their validation performances. Each PyTorch training job runs with 8 CPU units, one GPU (either NVIDIA GTX 1080Ti, RTX 2070 Ti, or RTX 2080Ti), and 20 Gb RAM.

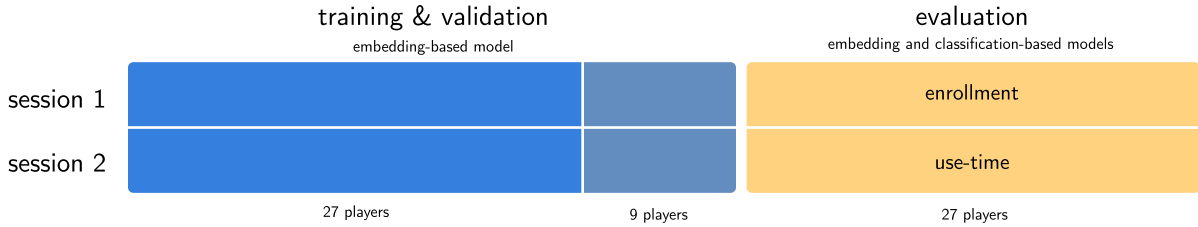


Fig. 3: Overview of how we split the 63 users into sets for training, validation and evaluation; enrollment data were used to gain reference embeddings from the already trained embedding-based model, as well as to train the classification-based model; subsequently, the use-time data were used to test both models in the same way.

TABLE 3: Final configuration for baseline and DML model after hyperparameter search.

	Classification-Based Model	Embedding-Based Model
GRU layers	4	3
GRU layer size	200	450
GRU dropout	0.19	0.28
learning rate	7×10^{-4}	2×10^{-5}
loss	Cross Entropy	ArcFace (reg.: 9×10^{-5} , margin: 3.5, scale: 211)
embedding size n	—	192

6 RESULTS

Altogether we train at least 140 models with different architecture configurations for each of the five loss functions, totaling in over 850 runs for hyperparameter searches of the embedding-based models. Additionally, we perform 100 training runs for the classification-based baseline model. The hyperparameter configurations, chosen based on the validation performance, are reported in Table 3.

Figure 4 shows the results for our experiments. Figure 4a displays the accuracies for our proposed embedding-based approach for different enrollment and use-time sequences, while Figure 4b consists of the corresponding results for the classification-based baseline method. For any other enrollment-length than “all” we select for each user a random starting point in the first session. To compensate for stochastic effects that this procedure might have, we repeat the evaluation of each enrollment-length five times, and report the averaged results. This can be seen in Figure 5, where small circles mark the accuracy of the individual evaluations, and the stars mark the averaged result. We also report the differences between both models in Figure 4c for an easier comparison. First, both models perform far better than a random baseline, which would always have an accuracy of about ($1/27 \approx$) 4%. Second, the experimental results give evidence that using more enrollment and use-time data generally improves performance for both models. Increasing the amount of enrollment data (going up in each column) shows larger performance gains for both methods than increasing the amount of use-time data (going right in each row). For the classification-based model, this is expected, since more training data usually results in better performance. When using all available test data from the “Who Is Alyx?” dataset for enrollment and use-time, both models achieve near-perfect accuracies.

Figure 4c shows that especially in settings with only a few minutes of enrollment data, our proposed embedding-based method outperforms the baseline by a large margin. When adding more enrollment data, the performance gains of the embedding-based method slowly fade away. With a large amount of enrollment data,

training a classification-based neural network specifically for the set of users gives better returns. Please note that for each row in Figure 4b, a new classification-based model has to be trained and evaluated. In contrast, Figure 4a was computed with one model, as there is no need to retrain the model when the enrollment data gets changed. Thus, adding new enrollment data to the system is very simple for the embedding-based method and is an advantage for applications with fast-changing users or with fast-growing enrollment data per user.

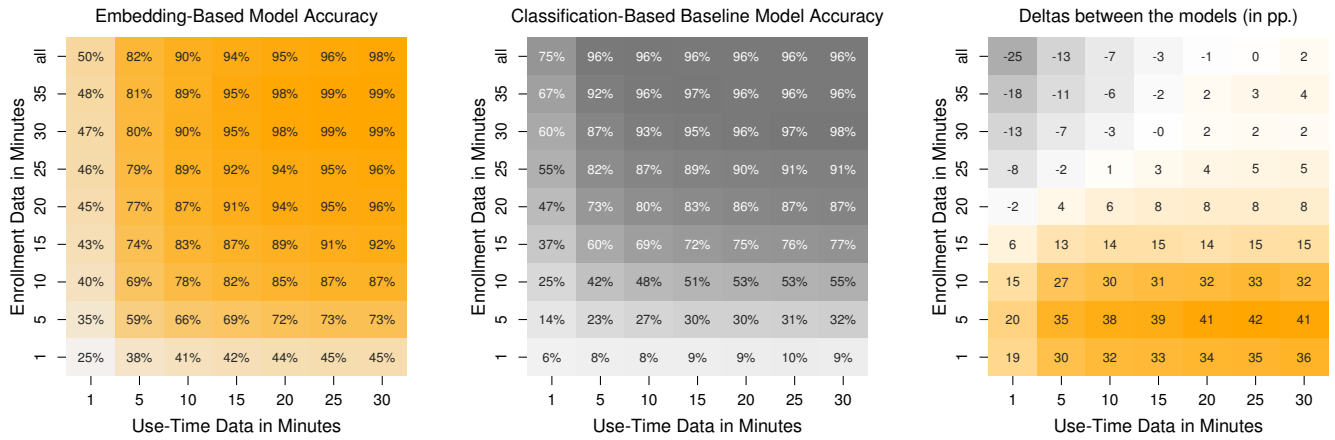
Comparing both methods in Figure 5 for a fixed use-time of five minutes ($Acc_{enr:x}^{use:5}$ with $x \in \{1, 5, 10, 15, 20, 25, 30, 35, all\}$), we can again see that the embedding-based method performs very well in settings with only a few minutes of enrollment data. With increasing amounts of enrollment data, the classification-based method performs better than our method, but needs to be trained specifically for the given set of users and data. Within each enrollment-data evaluation, both models receive the same input sequences. To check if the results between the models significantly differ for each $Acc_{enr:x}^{use:5}$, we applied a Wilcoxon Signed Rank Test [43], [44]. The test confirms what Figure 5 suggests visually: the differences between the classification-based and embedding-based model are only insignificant for $Acc_{enr:20}^{use:5}$, $Acc_{enr:25}^{use:5}$ and $Acc_{enr:30}^{use:5}$, in every other case the p-value is below 0.02.

6.1 Analysis

In the following, we perform deeper analyses to investigate the robustness and potentials of our proposed embedding-based approach.

Is the model robust to different seeds?

The performance of deep learning models not only depends on the selected hyperparameter configurations, but is also influenced by random factors during training. The seed used to initialize the model’s weights with random values or the used GPU have impact on the course of the training and the resulting trained model. Additionally, the split of users into train, validation, and test sets can also have an impact on the performance. To gain insight into how sensitive our proposed embedding-based method is to these factors, we retrain the model with the best hyperparameters for 25 times: 1) with 5 different seeds and, 2) for each seed, with 5 different user data split assignments. Given the $Acc_{enr:5}^{use:1}$, we find that the proposed approach is relatively robust against different seeds: within the same data split assignments, the accuracy only varies within 2.4 percentage points. For different data split assignments, the differences in the test scores vary within 7 percentage points. This gets smaller the more enrollment data we use, for $Acc_{enr:all}^{use:1}$ different data split assignments vary only by 2 percentage points.



(a) Accuracies of our proposed embedding-based model. (b) Accuracies of classification-based baseline model. (c) Deltas between embedding-based model (Figure 4a) and classification-based baseline model (Figure 4b).

Fig. 4: Results for our experiments for the proposed embedding-based method, as well as the baseline classification-based model. We also visualize the difference between both models to highlight performance gaps.

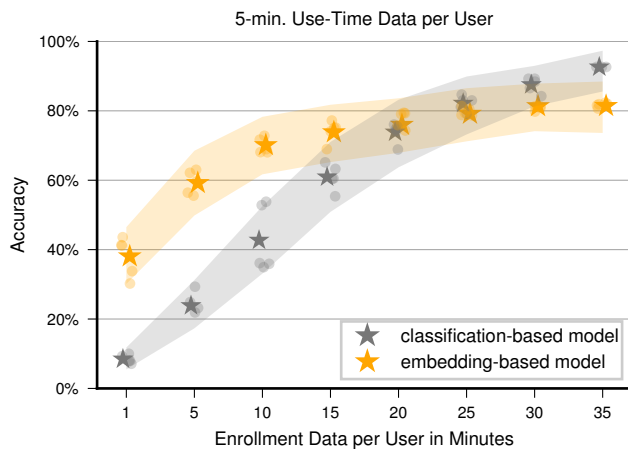


Fig. 5: Detailed view of the 5-minute columns from Figure 4a; the enrollment procedure is repeated 5 times for each model and duration, each repetition denoted with a circle, stars denote the means; shaded areas indicate 95% confidence intervals (bootstrapped).

How does the number of training users affect the model?

In our experiments, we use the data of 27 users to train the proposed embedding-based method. To see how the performance depends on the number of users in the training set, we retrain the model with a varying number of training subjects while letting the validation and test splits remain unchanged. For this, we again use the same hyperparameters as before. The results are reported in Figure 6. As expected, a larger set of training users increases the performance of the embedding-based model. We also observe that the performance is not saturated for the maximally available training users for our dataset. This suggests that additional users during training can substantially improve current results, which is a common observation in related applications such as face recognition, where production-grade models are typically trained on millions of subjects [45]. This motivates the collection of larger

datasets for the task of VR user identification.

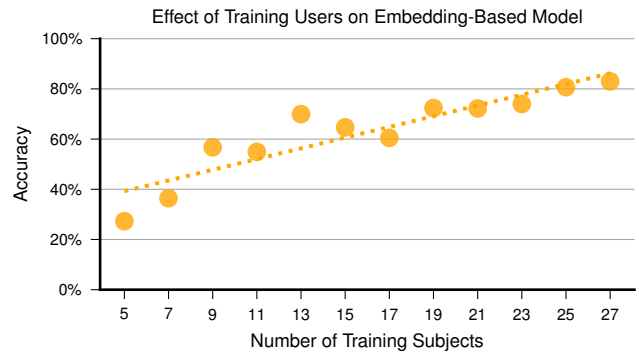


Fig. 6: Training of the embedding-based model with fewer subjects in training data set; reported is $Acc_{enr:all}^{use:1}$ on the test dataset (with all 27 test subjects in each instance).

Does the model generalize to new users performing unusual movements with other VR devices?

As a final analysis, we want to investigate the generalization ability of our proposed embedding-based method in terms of movements that are unusual for the used training dataset and how the model can generalize across different VR systems. For this, we use the dataset of Miller R. et al. [12], which includes 41 users that perform the same ball-throwing action in two sessions. This ball-throwing movement is certainly unusual for the gameplay of the “Who Is Alyx?” dataset. We can thus investigate how well our model can identify VR users performing unusual actions.

In addition, Miller R et al. use three different VR devices for recording their dataset: An HTC Vive, an HTC Cosmos and an Oculus Quest. The 41 users repeat the ball-throwing action 10 times for each device and each session. Thus, we can evaluate how well our model trained on the “Who Is Alyx?” dataset generalizes to different VR devices.

First, we train our embedding-based model on the “Who Is Alyx?” dataset. For this, we use all available data by splitting the dataset into 50 training and 13 validation users. The 41 users from the dataset by Miller R. et al. are used for testing. We also change the sequence length for the network input from 33 seconds to three seconds, since each sequence from Miller R. et al. is exactly three seconds for each repetition. With this setup, we perform a hyperparameter search (75 runs) to find appropriate settings for our model to handle the shorter sequence lengths. Then, we use session one of the dataset from Miller R. et al. for enrollment and identify the users from their use-time data in session two. Note, that there are only 10 embeddings per user and device in the reference database, since no sliding window is used and thus, each repetition of each user is encoded into exactly one embedding. Therefore, we adjust the number of nearest neighbors we select for the majority voting from 50 to 10 (as explained in Section 4), since otherwise we inevitably consider wrong users. For the evaluation, we first test the model on the data of each device separately (Cosmos, Quest, and Vive) for enrollment and use-time, and then combine the data of all devices (all). Since we only have 10 executions per user and device as enrollment data, we do not vary the amount of enrollment data in this analysis. Similarly, we cannot vary the amount of use-time data, since each execution is exactly three seconds long.

We cannot directly compare our results to the model by Miller R. et al., who use a different evaluation for their dataset. Instead, we use the classification-based baseline model again for comparison: We train one model for all devices and divide the first session into a training split (first 7 repetitions of each user and device) and a validation split (the remaining 3 repetitions of each user and device) for validation to monitor training and hyperparameter search. Then, after a hyperparameter search (230 runs), we use the classification-based model to identify the repetitions of session two.

We report the results of this analysis in Figure 7. Even though the dataset has comparably large number of users (41 vs. 27 in earlier experiment) and offers a small amount of enrollment and use-time data, both approaches perform considerably better than random guessing (which would have an accuracy of around 2.5%). This strong performance is quite consistent across VR devices, especially for the embedding-based approach. The best result is achieved on the HTC Vive data, which may be expected, since the “Who Is Alyx?” dataset has been recorded using a HTC Vive Pro, which might have similar tracking characteristics. With enrollment and use-time data from other VR devices, the performance decreases but still performs better than the classification-based baseline. When using the data of all devices for enrollment and identification, the embedding-based model outperforms the classification-based baseline by twelve percentage points. We assume that there is too few enrollment data for the classification-based model to fully learn user-characteristic patterns. In contrast, as shown in the main experiments, the embedding-based model can handle very small amounts of enrollment data. In conclusion, we find that our proposed embedding-based approach shows fairly strong generalization capabilities across VR devices and movements not present in the training data.

7 DISCUSSION & CONCLUSION

In this paper, we investigated an embedding-based method to solve the extensibility and applicability issues of previous classification-based and distance-based methods. Our work demonstrates that an

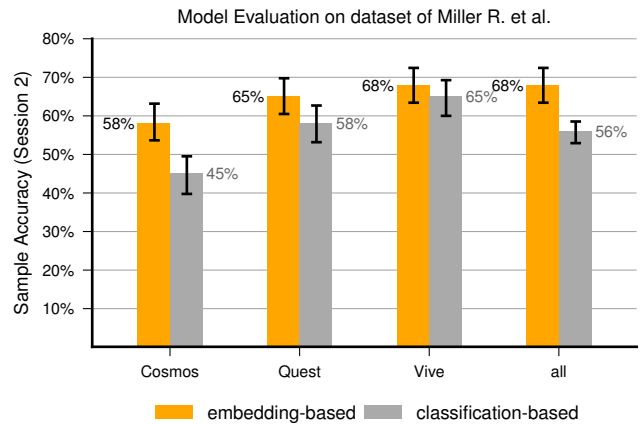


Fig. 7: Evaluation of embedding-based model and classification-based model on the dataset of Miller R. et al., we use the first session of the 41 subjects for enrollment, session two for use-time evaluation (10 sequences à 3 seconds per user per session); error bars indicate 95% confidence intervals (bootstrapped).

embedding-based model can learn general user-specific patterns and not only generalize them to new users from the same datasets, but also to an entirely different dataset with new users and other VR devices. We think it is especially interesting that the embedding-based model could identify users doing a specific motion that is unusual for users to perform in the “Who is Alyx” dataset. Generally, the model shows superior performance compared to the classification-based model in use cases where less enrollment data is available. The classification-based model could only compete and outperform the embedding-based method if at least 20 minutes of enrollment data per user was available — considering that many use cases of previous works often allow only a few seconds to minutes per user for enrollment, the embedding-based approach becomes an interesting alternative.

Additionally, our results also suggest that the embedding-based model benefits from every additional user in the training set. Training the model on much larger datasets before getting applied in production will certainly perform even better, while no training is necessary when just applying the model to new test users. This is similar to face recognition, whose models are used in many photo applications today and do not need any on-device re-training, since they were trained on millions of individuals’ faces [45].

Besides the performance advantages, the embedding-based approach enables entirely new use cases. For example, an embedding-based solution can be shipped pre-trained and production ready to XR practitioners, who can implement identification or authentication solutions without the knowledge or resources to train large deep learning models. Also, our solution makes new applications thinkable, such as blacklists: if a user gets banned from a social platform due to inappropriate behavior, they might be tempted to just create another account and to assume a false identity. To prevent this, the platform provider could add the biometric templates of the user to a blacklist, and verify that every new user is *not* on this list. Such a scenario would only be possible with embedding-based systems: distance-based systems require a specific motion, which could be easily faked, and classification-based systems are not able to indicate that a user is unknown, so they fail as well.

A practical workflow for the embedding-based model could look as follows: the embedding-based model is trained and evaluated on an appropriate dataset consisting of a multitude of users and packaged as a plugin for 3D engines such as Unity or Unreal. Developers can then install the plugin in their application, which makes it directly applicable in production. For the on-boarding of initial and new users, the developer has to only supply the plugin with sequences of these users for enrollment, instead of retraining the whole model. This is a severe improvement over the workflow that current classification approaches would require: here, developers would have to train and implement the model on their own after each on-boarding, needing much more data, expertise, and resources.

One trade-off between the tested methods is that embedding-based models need more time and space during use-time but allow for near-instant enrollment, compared to classification-based models. In addition to feeding the input data to the model, the embedding-based method has to search for the nearest neighbors in the user movements database. Even though efficient data structures for nearest neighbor search exist [28], there is a space and time overhead to store and find the most similar items, compared to the classification-based model that directly predicts the user from the input. On the other hand, classification-based models need to be re-trained when enrolling users or when the enrollment data changes in general, which is a much larger overhead. Here, the embedding-based approach just adds data from new users or additional user data to the database.

Based on this, we see several options for future work to enhance our proposed embedding-based approach. First, there are several technical aspects that have potential for improvement. In this work, we only investigated a GRU network, but the method works with other deep learning models, like convolutional neural networks or transformers. Also, we use a rather naive approach to predict the user by their movements by simply performing majority votes on the nearest neighbors of the embeddings. Future solutions might find a more sophisticated way that could, for example, also take the distances of the neighbours into account. Such changes also allows to apply our proposed method to the task of user authentication. Based on the distance to the nearest neighbors, certainties regarding the identified user can be given, making a “Have not seen this user” output of the model possible. Then, as our results suggest, the quality of solutions like ours is highly dependent on the quantity and quality of available datasets. We thus encourage future efforts to create and publish more expansive datasets.

Altogether, this works demonstrates how an embedding-based approach using Deep Metric Learning methods combines the strengths of previous approaches. This eliminates the trade-off between easy extensibility to new users and flexible applicability to different, non-specific movements, that had to be made with distance-based and classification-based methods. We encourage future research in this new research direction and promote the development of production-grade plugins for 3D engines such as Unity or Unreal.

REFERENCES

- [1] C. Pensieri and M. Pennacchini, “Virtual Reality in Medicine,” pp. 353–401, 2016.
- [2] A. Halbig, S. K. Babu, S. Gatter, M. E. Latoschik, K. Brukamp, and S. von Mammen, “Opportunities and Challenges of Virtual Reality in Healthcare – A Domain Experts Inquiry,” *Frontiers in Virtual Reality*, p. 14, 3 2022.
- [3] D. Kamińska, T. Sapiński, S. Wiak, T. Tikk, R. E. Haamer, E. Avots, A. Helmi, C. Ozcinar, and G. Anbarjafari, “Virtual Reality and Its Applications in Education: Survey,” *Information* 2019, Vol. 10, Page 318, vol. 10, p. 318, 10 2019.
- [4] S. Oberdörfer, P. Krop, S. Straka, S. Grafe, and M. E. Latoschik, “Fly My Little Dragon: Using AR to Learn Geometry,” in *Proceedings of the IEEE Conference on Games (CoG '22)*, 2022.
- [5] X. Liu, J. Zhang, G. Hou, and Z. Wang, “Virtual Reality and Its Application in Military,” *IOP Conference Series: Earth and Environmental Science*, vol. 170, p. 032155, 7 2018.
- [6] J. Achenbach, T. Waltemate, M. E. Latoschik, and M. Botsch, “Fast generation of realistic virtual humans,” *Proceedings of the ACM Symposium on Virtual Reality Software and Technology, VRST*, vol. Part F1319, 2017.
- [7] S. Wenninger, J. Achenbach, A. Bartl, M. E. Latoschik, and M. Botsch, “Realistic Virtual Humans from Smartphone Videos,” in *26th ACM Symposium on Virtual Reality Software and Technology*, (New York, NY, USA), pp. 1–11, ACM, 11 2020.
- [8] M. R. Miller, F. Herrera, H. Jun, J. A. Landay, and J. N. Bailenson, “Personal identifiability of user tracking data during observation of 360-degree VR video,” *Scientific Reports*, vol. 10, no. 1, pp. 1–10, 2020.
- [9] C. Schell, A. Hotho, and M. E. Latoschik, “Comparison of Data Representations and Machine Learning Architectures for User Identification on Arbitrary Motion Sequences,” *Proceedings - 2022 IEEE International Conference on Artificial Intelligence and Virtual Reality, AIVR 2022*, 10 2022.
- [10] M. Kaya and H. Ş. Bilge, “Deep metric learning: A survey,” *Symmetry*, vol. 11, no. 9, p. 1066, 2019.
- [11] C. Schell, F. Sieper, L. Schach, and M. E. Latoschik, “Who is alyx.?” Apr 2022. [Online] Available: <https://github.com/csshell/who-is-alyx>.
- [12] R. Miller, N. K. Banerjee, and S. Banerjee, “Combining Real-World Constraints on User Behavior with Deep Neural Networks for Virtual Reality (VR) Biometrics,” in *Proceedings - 2022 IEEE Conference on Virtual Reality and 3D User Interfaces, VR 2022*, pp. 409–418, Institute of Electrical and Electronics Engineers Inc., 2022.
- [13] A. K. Jain, A. A. Ross, and K. Nandakumar, *Introduction to Biometrics*. Boston, MA: Springer US, 2011.
- [14] R. Miller, N. K. Banerjee, and S. Banerjee, “Using Siamese Neural Networks to Perform Cross-System Behavioral Authentication in Virtual Reality,” in *2021 IEEE Virtual Reality and 3D User Interfaces (VR)*, pp. 140–149, IEEE, 3 2021.
- [15] A. Ajit, N. K. Banerjee, and S. Banerjee, “Combining pairwise feature matches from device trajectories for biometric authentication in virtual reality environments,” *Proceedings - 2019 IEEE International Conference on Artificial Intelligence and Virtual Reality, AIVR 2019*, pp. 9–16, 2019.
- [16] A. Kupin, B. Moeller, Y. Jiang, N. K. Banerjee, and S. Banerjee, “Task-Driven Biometric Authentication of Users in Virtual Reality (VR) Environments,” in *Lecture Notes in Computer Science (including subseries Lecture Notes in Artificial Intelligence and Lecture Notes in Bioinformatics)*, vol. 11295 LNCS, pp. 55–67, 2019.
- [17] J. Liebers, M. Abdelaziz, and L. Mecke, “Understanding user identification in virtual reality through behavioral biometrics and the effect of body normalization,” in *Conference on Human Factors in Computing Systems - Proceedings*, (New York, NY, USA), pp. 1–11, ACM, 5 2021.
- [18] K. Pfeuffer, M. J. Geiger, S. Prange, L. Mecke, D. Buschek, and F. Alt, “Behavioural Biometrics in VR: Identifying People from Body Motion and Relations in Virtual Reality,” *Proceedings of the 2019 CHI Conference on Human Factors in Computing Systems - CHI '19*, vol. 12, pp. 1–12, 2019.
- [19] I. Olade, C. Fleming, and H. N. Liang, “Biomove: Biometric user identification from human kinesiological movements for virtual reality systems,” *Sensors (Switzerland)*, vol. 20, no. 10, pp. 1–19, 2020.
- [20] Y. Shen, H. Wen, C. Luo, W. Xu, T. Zhang, W. Hu, and D. Rus, “GaitLock: Protect Virtual and Augmented Reality Headsets Using Gait,” *IEEE Transactions on Dependable and Secure Computing*, vol. 16, no. 3, pp. 484–497, 2019.
- [21] T. Mustafa, R. Matovu, A. Serwadda, and N. Muirhead, “Unsure how to authenticate on your VR headset? Come on, use your head!,” *IWSPA 2018 - Proceedings of the 4th ACM International Workshop on Security and Privacy Analytics, Co-located with CODASPY 2018*, vol. 2018-Janua, pp. 23–30, 2018.
- [22] A. G. Moore, R. P. McMahan, H. Dong, and N. Ruozzi, “Personal Identifiability and Obfuscation of User Tracking Data From VR Training Sessions,” *2021 IEEE International Symposium on Mixed and Augmented Reality (ISMAR)*, pp. 221–228, 2021.
- [23] S. Li, A. Ashok, Y. Zhang, C. Xu, J. Lindqvist, and M. Gruteser, “Whose move is it anyway? Authenticating smart wearable devices using unique head movement patterns,” *2016 IEEE International Conference on Pervasive Computing and Communications, PerCom 2016*, pp. 1–9, 2016.

- [24] F. Mathis, H. I. Fawaz, and M. Khamis, "Knowledge-driven biometric authentication in virtual reality," *Conference on Human Factors in Computing Systems - Proceedings*, 2020.
- [25] S. Stephenson, B. Pal, S. Fan, E. Fernandes, Y. Zhao, and R. Chatterjee, "SoK: Authentication in Augmented and Virtual Reality," in *2022 IEEE Symposium on Security and Privacy (SP)*, no. Section IV, pp. 267–284, IEEE, 5 2022.
- [26] K. Musgrave, S. Belongie, and S.-N. Lim, "A metric learning reality check," in *ECCV*, pp. 681–699, Springer, 2020.
- [27] J. Liebers and S. Schneegass, "Gaze-based Authentication in Virtual Reality," *Eye Tracking Research and Applications Symposium (ETRA)*, pp. 2019–2020, 2020.
- [28] J. Wang, X. Yi, R. Guo, H. Jin, P. Xu, S. Li, X. Wang, X. Guo, C. Li, X. Xu, *et al.*, "Milvus: A purpose-built vector data management system," in *Proceedings of the 2021 International Conference on Management of Data*, pp. 2614–2627, 2021.
- [29] C. E. Rogers, A. W. Witt, A. D. Solomon, and K. K. Venkatasubramanian, "An approach for user identification for head-mounted displays," *ISWC 2015 - Proceedings of the 2015 ACM International Symposium on Wearable Computers*, pp. 143–146, 2015.
- [30] R. Miller, N. K. Banerjee, and S. Banerjee, "Temporal Effects in Motion Behavior for Virtual Reality (VR) Biometrics," in *Proceedings - 2022 IEEE Conference on Virtual Reality and 3D User Interfaces, VR 2022*, pp. 563–572, Institute of Electrical and Electronics Engineers Inc., 2022.
- [31] R. Hadsell, S. Chopra, and Y. LeCun, "Dimensionality Reduction by Learning an Invariant Mapping," in *CVPR*, vol. 2, pp. 1735–1742, June 2006.
- [32] K. Q. Weinberger, J. Blitzer, and L. K. Saul, "Distance Metric Learning for Large Margin Nearest Neighbor Classification," in *Advances in Neural Information Processing Systems 18* (Y. Weiss, B. Schölkopf, and J. C. Platt, eds.), pp. 1473–1480, MIT Press, 2006.
- [33] X. Wang, X. Han, W. Huang, D. Dong, and M. R. Scott, "Multi-Similarity Loss With General Pair Weighting for Deep Metric Learning," in *CVPR*, (Long Beach, CA, USA), pp. 5017–5025, IEEE, June 2019.
- [34] J. Deng, J. Guo, N. Xue, and S. Zafeiriou, "ArcFace: Additive Angular Margin Loss for Deep Face Recognition," in *CVPR*, (Long Beach, CA, USA), pp. 4685–4694, IEEE, June 2019.
- [35] W. Liu, Y. Wen, Z. Yu, M. Li, B. Raj, and L. Song, "SphereFace: Deep Hypersphere Embedding for Face Recognition," *arXiv:1704.08063 [cs]*, Jan. 2018. arXiv: 1704.08063.
- [36] F. Wang, X. Xiang, J. Cheng, and A. L. Yuille, "NormFace: L2 Hypersphere Embedding for Face Verification," *ACM Multimedia*, pp. 1041–1049, Oct. 2017. arXiv: 1704.06369.
- [37] A. Zhai and H.-Y. Wu, "Classification is a Strong Baseline for Deep Metric Learning," *arXiv:1811.12649 [cs]*, Aug. 2019.
- [38] D. H. Wolpert and W. G. Macready, "No free lunch theorems for optimization," *IEEE Transactions on Evolutionary Computation*, vol. 1, no. 1, pp. 67–82, 1997.
- [39] L. Biewald, "Experiment tracking with weights and biases," 2020. Software available from wandb.com.
- [40] W. Falcon and The PyTorch Lightning team, "PyTorch Lightning," 2019.
- [41] K. Musgrave, S. Belongie, and S.-N. Lim, "PyTorch Metric Learning," 2020.
- [42] D. P. Kingma and J. Ba, "Adam: A method for stochastic optimization," in *ICLR (Poster)*, 2015.
- [43] F. Wilcoxon, "Individual Comparisons by Ranking Methods," *Biometrics Bulletin*, vol. 1, p. 80, 12 1945.
- [44] F. Wilcoxon, "Individual Comparisons by Ranking Methods," pp. 196–202, 1992.
- [45] Z. Zhu, G. Huang, J. Deng, Y. Ye, J. Huang, X. Chen, J. Zhu, T. Yang, D. Du, J. Lu, *et al.*, "Webface260m: A benchmark for million-scale deep face recognition," *IEEE Transactions on Pattern Analysis and Machine Intelligence*, 2022.